


**ANNUAL REPORT OF THE
SECRETARY OF THE TREASURY
ON THE STATE OF THE FINANCES
FOR FISCAL YEAR ENDED JUNE 30, 1939**



ANNUAL REPORT OF THE SECRETARY OF THE TREASURY

ON

THE STATE OF THE FINANCES

FOR THE FISCAL YEAR

ENDED JUNE 30

1939



UNITED STATES
GOVERNMENT PRINTING OFFICE
WASHINGTON : 1940

TREASURY DEPARTMENT

DOCUMENT No. 3102

Secretary

CONTENTS

	Page
Budget results:	
Receipts.....	1
Expenditures.....	4
Deficit.....	7
The public debt.....	7
Treasury bonds and Treasury notes.....	10
Treasury bills.....	12
United States savings bonds.....	12
Special series.....	15
Adjusted service bonds.....	15
Cumulative sinking fund.....	16
General Fund.....	16
Securities owned by the United States and proprietary interest in govern- mental corporations and credit agencies:	
Securities owned.....	18
Proprietary interest in governmental corporations and credit agencies.....	19
Securities guaranteed by the United States.....	19
Monetary developments.....	20
Emergency legislation.....	21
Revenue legislation.....	22
Internal Revenue Code.....	22
Public Salary Tax Act of 1939.....	23
Revenue Act of 1939.....	23
Extension of temporary taxes, etc.....	24
Corporation income tax rates.....	24
Corporate capital losses.....	25
Net operating losses.....	26
Capital stock tax.....	26
Administrative and other changes.....	26
Governmental contracts for aircraft.....	28
Estimates of receipts.....	29
Fiscal year 1940.....	31
Income taxes.....	33
Miscellaneous internal revenue.....	34
Employment taxes.....	35
Railroad Unemployment Insurance Act.....	36
Customs.....	36
Miscellaneous revenues and receipts.....	36
Fiscal year 1941.....	37
Income taxes.....	37
Tax on unjust enrichment.....	37
Miscellaneous internal revenue.....	37
Employment taxes.....	38
Railroad Unemployment Insurance Act.....	39
Customs.....	39
Miscellaneous revenues and receipts.....	39
Estimates of expenditures.....	39
Bureau of Internal Revenue:	
Collections.....	40
Decentralization program:	
Income Tax Unit.....	40
Technical Staff.....	41
Appeals Division.....	42
Alcohol tax administration.....	42
Customs.....	43

	Page
Construction activities:	
Transfer to Federal Works Agency.....	44
Combined program.....	44
Program under the Public Works Administration.....	44
Program under the emergency appropriation acts.....	44
Program for other departments.....	45
Buildings in the District of Columbia.....	45
Treasury activities under the provisions of the Social Security Act.....	45
Unemployment trust fund.....	46
Collection of taxes.....	46
Public health work.....	46
Old-age reserve account.....	46
Treasury activities under the Emergency Relief Appropriation Acts.....	48
Nonfiscal activities:	
Coast Guard.....	48
Public Health Service.....	49
Bureau of Narcotics.....	52
Changes in organization and procedure.....	52

ADMINISTRATIVE REPORTS OF BUREAUS AND DIVISIONS

Accounts and Deposits, Office of the Commissioner of.....	59
Daily Statement of the United States Treasury.....	59
Combined statement of assets and liabilities of governmental corporations and credit agencies.....	60
Securities owned by the United States Government.....	60
Contingent liabilities of the United States.....	61
Accounting and disbursing of emergency relief funds.....	62
Federal savings and loan associations.....	63
Federal home loan banks.....	64
Federal land banks:	
Capital stock.....	65
Payments on account of reduction in interest rates on mortgages and subscriptions to paid-in surplus.....	66
Advances to Federal Reserve banks for industrial loans, etc.....	67
Appropriations and expenditures under the Social Security Act.....	68
Obligations of foreign governments.....	68
Austria.....	70
Hungary.....	70
Nicaragua.....	70
Rumania.....	70
Receipts from Germany.....	70
Army costs.....	71
Mixed claims, United States and Germany.....	71
Annuities under moratorium agreement.....	71
Treasury administration of alien and mixed claims.....	72
Mixed Claims Commission: Claims against Germany.....	72
War Claims Arbitrator.....	75
Claims of German nationals.....	75
Claims of Hungarian nationals.....	75
German special deposit account.....	75
Tripartite Claims Commission:	
Claims against Austria.....	76
Claims against Hungary.....	76
Claims of American nationals against Turkey.....	77
Claims of American nationals against Mexico.....	78
Railroad obligations.....	79
Section 207, Transportation Act, 1920, as amended.....	80
Section 210, Transportation Act, 1920, as amended.....	80
Trust and special funds invested by the Treasury.....	81
Adjusted service certificate fund.....	82
Civil service retirement and disability fund.....	82
Canal Zone retirement and disability fund.....	83
Foreign service retirement and disability fund.....	84
Alaska Railroad retirement and disability fund.....	84
District of Columbia teachers' retirement fund.....	85
Longshoremen's and harbor workers' compensation fund.....	86

Accounts and Deposits, Office of the Commissioner of—Continued.	Page
Trust and special funds invested by the Treasury—Continued.	
District of Columbia workers' compensation fund.....	86
District of Columbia water fund.....	87
United States Government life insurance fund.....	87
Old-age reserve account.....	88
Unemployment trust fund.....	89
Railroad retirement account.....	90
Railroad unemployment insurance account.....	91
Library of Congress trust fund.....	92
National Cancer Institute gift fund.....	94
National Institute of Health gift fund.....	95
National park trust fund.....	96
Ainsworth Library fund, Walter Reed General Hospital.....	96
Pershing Hall Memorial fund.....	97
Alien property trust fund.....	98
Special funds:	
Colorado River Dam fund.....	98
Advances to the reclamation fund.....	99
Division of Deposits.....	99
Depository functions.....	100
Federal savings and loan associations and Federal credit unions.....	100
Social Security.....	101
Government Losses in Shipment Act.....	101
Section of Surety Bonds.....	102
Division of Bookkeeping and Warrants.....	102
Division of Disbursement.....	103
Appointments, Division of:	
Number of employees in the Treasury Department.....	104
Retirement of employees.....	104
Budget and Improvement Committee.....	105
Coast Guard.....	106
Consolidation of Lighthouse Service with the Coast Guard.....	107
Protection to marine commerce and life and property.....	107
Enforcement of customs and other laws.....	109
Aviation.....	111
Communications.....	111
Personnel and training.....	112
Floating equipment.....	114
Stations, bases, repair depot, etc.....	115
Awards of lifesaving medals and decorations.....	115
Legislation.....	115
Funds available, obligations, and balances.....	116
Comptroller of the Currency, Bureau of.....	117
Changes in the condition of active national banks.....	117
Summary of changes in membership in the National Banking System.....	119
Administration of unlicensed national banks.....	120
Customs, Bureau of:	
Collections.....	121
Volume of business.....	123
Entries of merchandise.....	123
Vessel, airplane, and highway traffic.....	124
Drawback transactions.....	125
Protests and appeals.....	126
Law enforcement activities:	
Seizures.....	126
Legal proceedings.....	129
Fines, penalties, etc.....	129
Coordination with other agencies.....	130
Tariff administration.....	131
Customs Agency Service.....	132
Undervaluation.....	132
Drawback investigations.....	133
Port Examination Commission.....	133
Enforcement Unit.....	133
Foreign investigations.....	133

Customs, Bureau of—Continued.	Page
Miscellaneous:	
Appraisement Unit.....	133
Division of Engineering and Weighing.....	134
Customs School of Instruction.....	134
Division of Laboratories.....	134
Quota control.....	134
Changes in ports and stations.....	136
Cost of administration.....	136
Engraving and Printing, Bureau of.....	136
Enrollment and Disbarment, Committee on.....	139
Federal Alcohol Administration.....	140
Permit Division.....	140
Label Examination Division.....	141
Statistics and Reports Division.....	142
Enforcement Division.....	142
Legal Division.....	143
Internal Revenue, Bureau of:	
General:	
Internal revenue collections.....	143
Refunds, drawbacks, and stamp redemptions.....	144
Additional assessments.....	145
Cost of administration.....	145
Income Tax Unit:	
General functions.....	146
Returns.....	146
Back taxes.....	146
Claims and overassessments.....	147
Miscellaneous Tax Unit.....	148
Estate Tax Division.....	149
Tobacco Division.....	150
Bituminous Coal and Silver Tax Division.....	150
Sales Tax Division.....	151
Capital Stock Tax Division.....	152
Processing Tax Division.....	152
Alcohol Tax Unit.....	154
Enforcement Division.....	154
Field Inspection Division.....	154
Laboratory Division.....	155
Audit Division.....	155
Procedure Division.....	155
Alcohol Tax Section of the Office of the General Counsel.....	155
Accounts and Collections Unit.....	156
Taxes under title VIII of the Social Security Act.....	156
Tax under title IX of the Social Security Act.....	157
Taxes under the Carriers Taxing Act of 1937.....	159
Technical Staff.....	160
Operations under old procedure.....	160
Operations under decentralization program.....	162
Office of the Chief Counsel.....	163
Appeals Division.....	164
Civil Division.....	165
Interpretative Division.....	167
Penal Division.....	167
Review Division.....	168
Legislation and Regulations Division.....	169
Intelligence Unit.....	169
Work relief projects.....	169
Accounts and Collections Unit (miscellaneous tax) project.....	169
Alcohol Tax Unit (retail liquor stores) project.....	170
• Legal Division.....	170
Mint, Bureau of the:	
Institutions of the Mint Service.....	172
Coinage.....	172
Bullion deposit transactions.....	173
Gold operations.....	173
Silver operations.....	173

CONTENTS

VII

Mint, Bureau of the—Continued.	Page
Refineries.....	174
New design coins.....	174
Stock of coin and monetary bullion in the United States.....	174
Production of gold and silver.....	174
Industrial consumption of gold and silver.....	175
Mint buildings.....	175
Appropriations, expenses, and income.....	175
Monetary Research, Division of.....	176
Narcotics, Bureau of.....	176
Printing, Division of.....	180
Printing and binding.....	181
Stationery supplies.....	182
Department advertising.....	183
Engraving work.....	183
Processing Tax Board of Review.....	183
Procurement Division:	
Public Buildings Branch:	
Transfer to Federal Works Agency.....	184
Office of the Supervising Architect.....	184
Office of the Supervising Engineer.....	185
Combined building program.....	185
Program under the Public Works Administration.....	186
Emergency construction program.....	186
Program for other departments, etc.....	187
Repair and equipment of Federal buildings.....	187
Administration and cost of Federal buildings under the control of the Treasury Department.....	188
Expenditures.....	189
Section of Space Control.....	189
Section of Fine Arts.....	191
Treasury relief art project.....	191
Branch of Supply.....	192
Public Debt Service.....	195
Division of Loans and Currency.....	196
Issue and retirement of securities.....	196
United States savings bonds.....	197
Individual registered accounts.....	197
Claims.....	198
Safekeeping of securities.....	199
Mutilated paper and redeemed currency.....	199
Register of the Treasury.....	199
Division of Paper Custody.....	202
Division of Public Debt Accounts and Audit.....	203
Destruction Committee.....	204
Public Health Service.....	205
Transfer to Federal Security Agency.....	205
Public health work under the Social Security Act.....	205
Section 601.....	205
Section 603.....	207
Division of Sanitary Reports and Statistics.....	207
Division of Domestic Quarantine:	
States relations.....	208
Works Progress Administration projects.....	208
Detail of commissioned officers to other agencies.....	209
Division of Foreign and Insular Quarantine.....	209
National Institute of Health.....	210
Division of Venereal Diseases.....	211
Division of Marine Hospitals and Relief.....	213
Division of Mental Hygiene.....	214
Division of Personnel and Accounts:	
Personnel.....	216
Financial statement.....	216
Research and Statistics, Division of.....	217
Savings Bonds, Division of.....	218
Secret Service Division.....	218
Tax Research, Division of.....	221
Treasurer of the United States.....	221
War Finance Corporation.....	225

EXHIBITS

PUBLIC DEBT

Public issues of Treasury bonds and Treasury notes

	Page
Exhibit 1. Offering of 2½ percent Treasury bonds of 1950-52 and 1½ percent Treasury notes of series A-1943 (additional).....	229
Exhibit 2. Subscriptions and allotments, Treasury bonds of 1950-52 and Treasury notes of series A-1943 (additional).....	232
Exhibit 3. Offering of 2¾ percent Treasury bonds of 1960-65, 2 percent Treasury bonds of 1947, and 1½ percent Treasury notes of series B-1943.....	233
Exhibit 4. Subscriptions and allotments, Treasury bonds of 1960-65, Treasury bonds of 1947, and Treasury notes of series B-1943.....	237
Exhibit 5. Offering of 2¾ percent Treasury bonds of 1960-65 (additional), 2½ percent Treasury bonds of 1950-52 (additional), and 1½ percent Treasury notes of series B-1943 (additional).....	238
Exhibit 6. Allotments, Treasury bonds of 1960-65 (additional), Treasury bonds of 1950-52 (additional), and Treasury notes of series B-1943 (additional).....	241
Exhibit 7. Offering of ¾ percent Treasury notes of series A-1944.....	242
Exhibit 8. Allotments, Treasury notes of series A-1944.....	243

Issues of Treasury bills

Exhibit 9. Inviting tenders for Treasury bills dated July 6, 1938.....	244
Exhibit 10. Acceptance of tenders for Treasury bills dated July 6, 1938.....	244
Exhibit 11. Summary of information contained in press releases issued in connection with Treasury bills offered during the fiscal year 1939.....	245

United States savings bonds

Exhibit 12. Offering of United States savings bonds, series D.....	248
Exhibit 13. Regulations governing United States savings bonds.....	252

Securities guaranteed by the United States

Exhibit 14. Offering of ¾ percent notes of series N of the Reconstruction Finance Corporation.....	264
Exhibit 15. Subscriptions and allotments, Reconstruction Finance Corporation notes of series N.....	266
Exhibit 16. Offering of ¾ percent notes of series P of the Reconstruction Finance Corporation.....	266
Exhibit 17. Allotments, Reconstruction Finance Corporation notes of series P.....	267
Exhibit 18. Offering of ¾ percent notes of series R of the Reconstruction Finance Corporation.....	268
Exhibit 19. Subscriptions and allotments, Reconstruction Finance Corporation notes of series R.....	268
Exhibit 20. Offering of 1½ percent notes of series B of the United States Housing Authority.....	269
Exhibit 21. Subscriptions and allotments, United States Housing Authority notes of series B.....	270
Exhibit 22. Offering of ¾ percent bonds of series K-1940 and ¾ percent bonds of series L-1941 of the Home Owners' Loan Corporation.....	271
Exhibit 23. Allotments, Home Owners' Loan Corporation bonds of series K-1940 and series L-1941.....	272
Exhibit 24. Offering of 1½ percent bonds of series M-1945-47 of the Home Owners' Loan Corporation.....	273
Exhibit 25. Allotments, Home Owners' Loan Corporation bonds of series M-1945-47.....	275
Exhibit 26. Redemption of Home Owners' Loan Corporation 2¾ percent bonds, series B, 1939-49.....	275
Exhibit 27. Partial redemption, before maturity, of 2¾ percent mutual mortgage insurance fund debentures, series B.....	279

CONTENTS

IX

MONETARY DEVELOPMENTS

Page

Exhibit 28. Memorandum of the Secretary of the Treasury, approved by the President July 16, 1938, relative to newly mined domestic silver mined prior to midnight of December 31, 1938.....	282
Exhibit 29. Proclamation, December 31, 1938, modifying the proclamation of December 21, 1933, as modified, relating to newly mined domestic silver.....	282
Exhibit 30. Announcement by the Secretary of the Treasury, December 19, 1938, of the extension of the period during which the Central Bank of China can obtain dollar exchange for stabilization purposes.....	283
Exhibit 31. An act to extend the period during which direct obligations of the United States may be used as collateral security for Federal Reserve notes.....	283

TAXATION

Exhibit 32. An act relating to the taxation of the compensation of public officers and employees.....	283
Exhibit 33. Major tax rate changes made in the corporation income tax by the Revenue Act of 1939, and the rates which they superseded, with legal citations and effective dates.....	286

OBLIGATIONS OF FOREIGN GOVERNMENTS

Exhibit 34. Correspondence exchanged between the Government of the United States and various foreign governments and statements concerning foreign debts owing to the United States.....	287
Exhibit 35. Text of notes exchanged between the American Embassy at Berlin and the German Foreign Office, relative to the indebtedness of Austria to the United States.....	296

ORGANIZATION AND PROCEDURE

Exhibit 36. Orders relating to organization and procedure in the Treasury Department.....	299
Exhibit 37. Responsibility for legal work of the Office of the Comptroller of the Currency transferred to the General Counsel for the Department of the Treasury.....	301
Exhibit 38. Division of Tariff Administration established in the Bureau of Customs.....	302
Exhibit 39. Announcement, October 17, 1938, of the creation of the Section of Fine Arts in the Procurement Division as a permanent activity of the Government.....	302
Exhibit 40. Sections 1 to 6 of the act to provide for the common defense by acquiring stocks of strategic and critical materials essential to the needs of industry for the manufacture of supplies for the armed forces and the civilian population in time of a national emergency, and to encourage, as far as possible, the further development of strategic and critical materials within the United States for common defense.....	304
Exhibit 41. Regulations governing the disclosure of official information.....	305
Exhibit 42. Extracts from reorganization plans submitted by the President to the Congress, pursuant to the provisions of the Reorganization Act of 1939, approved April 3, 1939.....	306
Exhibit 43. Joint resolution providing that Reorganization Plans Nos. I and II shall take effect on July 1, 1939.....	307

MISCELLANEOUS

Exhibit 44. Letter of the Postmaster General to the Secretary of the Treasury, dated November 30, 1939, certifying extraordinary expenditures contributing to the deficiencies of postal revenues for the fiscal year 1939, in pursuance of Public No. 316, Seventy-first Congress, approved June 9, 1930.....	308
--	-----

TABLES

	Page
Explanation of bases used in tables.....	311
Description of accounts through which Treasury operations are effected.....	312

RECEIPTS AND EXPENDITURES

General tables

Table 1. Details of receipts, by sources and accounts, for the fiscal year 1939 (warrant and daily statement bases).....	314
Table 2. Details of expenditures, by organization units and accounts, for the fiscal year 1939 (checks-issued and daily statement bases).....	322
Table 3. Classified receipts and expenditures, monthly July 1938 to June 1939, and annually for the fiscal years 1938 and 1939 (daily statement basis).....	337
Table 4. Public debt receipts and expenditures, by classes, fiscal year 1939 (revised daily statement basis).....	353
Table 5. Public debt receipts and expenditures, monthly July 1938 to June 1939, and annually for the fiscal years 1935 to 1939 (daily statement basis).....	354
Table 6. Receipts and expenditures for the fiscal years 1789 to 1939 (warrant and daily statement bases).....	358
Table 7. Expenditures by major functions for the fiscal years 1931 to 1939 (daily statement basis).....	367

Specific receipts and expenditures

Table 8. Expenditures of the several activities of the Treasury Department in each of the States and Territories, fiscal year 1939.....	368
Table 9. Comparison of detailed internal revenue collections for the fiscal years 1938 and 1939 (collection basis).....	372
Table 10. Internal revenue receipts, by tax sources, fiscal years 1916 to 1939 (collection basis).....	375
Table 11. Internal revenue receipts, by States and Territories, fiscal year 1939 (collection basis).....	378
Table 12. Expenses of the Internal Revenue Service, fiscal year 1939 (checks-issued basis).....	379
Table 13. Values of dutiable and taxable imports for consumption and estimated duties and taxes collected, by tariff schedules, fiscal years 1938 and 1939.....	383
Table 14. Estimated customs duties, value of imports for consumption, and ratio of duties to value of dutiable imports and to value of all imports, for the calendar years 1929 to 1938 and by months from January 1938 through June 1939.....	384
Table 15. Estimated customs duties, value of dutiable imports, and ratio of estimated duties to value of dutiable imports, by tariff schedules, for the calendar years 1929 to 1938 and by months from January 1938 through June 1939.....	385
Table 16. Values of dutiable imports for consumption and estimated duties collected, by countries, fiscal years 1938 and 1939.....	390
Table 17. Customs statistics, by districts, fiscal year 1939.....	391
Table 18. Receipts and expenditures and statement of account under the Social Security, Railroad Retirement, and Railroad Unemployment Insurance Acts (daily statement basis).....	395
Table 19. Amounts appropriated and expended to June 30, 1939, under authorizations contained in the Social Security Act.....	402
Table 20. Panama Canal receipts and expenditures for the fiscal years 1903 to 1939 (warrant basis).....	403

Miscellaneous

Table 21. Receipts and expenditures in general and special accounts, actual for 1939 and estimated for 1940 and 1941, in detail, as exhibited in the Budget for 1941.....	404
Table 22. Receipts and expenditures, trust accounts, increment on gold, etc., actual for 1939 and estimated for 1940 and 1941, as exhibited in the Budget for 1941.....	418

CONTENTS

XI

Miscellaneous—Continued

Page

Table 23. General Fund balance and effect on the public debt of financing the deficit, as exhibited in the Budget for 1941.....	421
Table 24. Financial status of appropriations provided in the Emergency Relief Appropriation Acts of 1935, 1936, 1937, and 1938, as of June 30, 1939.....	422
Table 25. Status of funds allocated to the Treasury Department under the Emergency Relief Appropriation Acts as of June 30, 1939.....	430

PUBLIC DEBT

Public debt outstanding

Table 26. Public debt outstanding June 30, 1939, by issues (revised daily statement basis).....	432
Table 27. Description of the public debt issues outstanding June 30, 1939 (revised daily statement basis).....	436
Table 28. Interest-bearing debt outstanding June 30, 1939, classified according to kind of security and callable period or payable date (revised daily statement basis).....	448
Table 29. Principal of the public debt outstanding at the end of each fiscal year from 1853 to 1939 (revised daily statement basis).....	450
Table 30. Comparative statement of the public debt outstanding June 30, 1933 to 1939 (daily statement basis).....	452
Table 31. Composition of the public debt at the end of the fiscal years 1916 to 1938 and by months from July 1938 to June 1939 (revised daily statement basis).....	454

Public debt operations

Table 32. Public debt retirements chargeable against ordinary receipts during the fiscal year 1939, and cumulative totals from July 1, 1917, to June 30, 1938 and 1939, by sources and issues (revised daily statement basis).....	456
Table 33. Summary of transactions in interest-bearing and noninterest-bearing securities, fiscal year 1939 (revised daily statement basis).....	458
Table 34. Summary of transactions in interest-bearing securities, by form of issue, fiscal year 1939 (revised daily statement basis).....	461
Table 35. Changes in interest-bearing debt, by issues, fiscal year 1939 (revised daily statement basis).....	462
Table 36. Transactions in noninterest-bearing securities, by issues, fiscal year 1939 (revised daily statement basis).....	466
Table 37. Issues, maturities, and redemptions of interest-bearing securities, exclusive of trust account and other special issues, July 1938 through June 1939.....	472
Table 38. Sources of public debt increase or decrease for the fiscal years 1915 to 1939 (daily statement basis).....	475
Table 39. Transactions on account of the cumulative sinking fund, fiscal year 1939 (revised daily statement basis).....	477
Table 40. Transactions on account of the cumulative sinking fund, fiscal years 1921 to 1939 (revised daily statement basis).....	477
Table 41. Securities retired through the cumulative sinking fund, par amount and principal cost, to June 30, 1939 (revised daily statement basis).....	478

Interest on the public debt

Table 42. Interest on the public debt, payable, paid, and outstanding unpaid, fiscal year 1939 (revised daily statement basis).....	479
Table 43. Interest paid on the public debt, by issues, for the fiscal years 1937 to 1939 (warrant basis).....	479
Table 44. Amount of interest-bearing debt outstanding, the computed annual interest charge, and the computed rate of interest, for the fiscal years 1916 to 1939, and by months from July 1938 to June 1939 (revised daily statement basis).....	481

Miscellaneous

Table 45. Contingent liabilities of the United States, June 30, 1939.....	Page 482
Table 46. Average yield on long-term United States Government bonds, by months, January 1919 to June 1939.....	486

CONDITION OF THE TREASURY EXCLUSIVE OF PUBLIC DEBT LIABILITIES.

Table 47. Current assets and liabilities of the Treasury at the close of the fiscal years 1938 and 1939 (revised daily statement basis).....	487
Table 48. Balance in the General Fund of the Treasury at the end of each month, fiscal year 1939 (daily statement basis).....	488
Table 49. Balance sheet of the exchange stabilization fund as of June 30, 1938 and 1939.....	489
Table 50. Securities owned by the United States Government, June 30, 1939.....	491

ASSETS AND LIABILITIES OF GOVERNMENTAL CORPORATIONS AND AGENCIES

Table 51. Combined statement of assets and liabilities of governmental corporations and credit agencies of the United States, as of June 30, 1939.....	494
Table 52. Proprietary interest of the United States in governmental corporations and credit agencies, as of June 30, 1929 to 1939.....	501

STOCK AND CIRCULATION OF MONEY IN THE UNITED STATES

Table 53. Stock of money, money in the Treasury, in the Federal Reserve banks, and in circulation June 30, 1913 to 1939.....	503
Table 54. Stock of money, by kinds, at the end of each fiscal year from 1913 to 1939.....	505
Table 55. Money in circulation, by kinds, at the end of each fiscal year from 1913 to 1939.....	506
Table 56. Stock of money, money in the Treasury, in the Federal Reserve banks, and in circulation, by kinds, June 30, 1939.....	507

TAX-EXEMPT SECURITIES

Table 57. Estimated amount of securities outstanding, interest on which is wholly or partially exempt from the Federal income tax, June 30, 1939.....	508
Table 58. Estimated amount of securities outstanding, interest on which is wholly or partially exempt from the Federal income tax, June 30, 1913 to 1939, by types of borrowers.....	509

MISCELLANEOUS

Table 59. Principal of the funded and unfunded indebtedness of foreign governments to the United States, the accrued and unpaid interest thereon, and payments on account of principal and interest, as of Nov. 15, 1939.....	513
Table 60. Net expenditures for Federal aid to States, individuals, etc. (exclusive of funds allocated for recovery and relief), fiscal years 1920, 1938, and 1939, and amounts appropriated for 1940, by appropriations.....	514
Table 61. Expenditures made by the Government as direct payments to States, etc., under cooperative arrangements and expenditures within States which provided relief and other aid during the fiscal year 1939.....	519

PERSONNEL

Table 62. Number of employees in the departmental service of the Treasury in Washington, by months, from June 30, 1938, to June 30, 1939.....	526
Table 63. Number of employees in the departmental and field services of the Treasury on June 30, 1938, and June 30, 1939.....	527
Table 64. Number of persons retired, departmental and field services of the Treasury, August 20, 1920, to June 30, 1939, and number of persons eligible for retirement but retained, as of June 30, 1939.....	528
Index.....	529

**SECRETARIES, UNDER SECRETARIES, AND ASSISTANT SECRETARIES
OF THE TREASURY DEPARTMENT FROM MARCH 4, 1933, TO NOVEM-
BER 15, 1939,¹ AND THE PRESIDENT UNDER WHOM THEY SERVED**

Term of service		Official	Secretary of the Treasury	President
From—	To—			
<i>Secretaries of the Treasury</i>				
Mar. 4, 1933	Dec. 31, 1933	William H. Woodin, New York.....		Roosevelt.
Jan. 1, 1934	-----	Henry Morgenthau, Jr., New York.....		Roosevelt.
<i>Under Secretaries</i>				
May 19, 1933	Nov. 16, 1933	Dean G. Acheson, Maryland.....	Woodin.....	Roosevelt.
Nov. 17, 1933	Dec. 31, 1933	Henry Morgenthau, Jr., New York.....	Woodin.....	Roosevelt.
May 2, 1934	Feb. 15, 1936	Thomas Jefferson Coolidge, Massachusetts.....	Morgenthau.....	Roosevelt.
Jan. 29, 1937	Sept. 15, 1938	Roswell Magill, New York.....	Morgenthau.....	Roosevelt.
Nov. 1, 1938	-----	John W. Hanes, North Carolina.....	Morgenthau.....	Roosevelt.
<i>Assistant Secretaries</i>				
Apr. 18, 1933	Feb. 15, 1936	Lawrence W. Robert, Jr., Georgia.....	Woodin, Morgenthau.....	Roosevelt.
June 6, 1933	Sept. 30, 1939	Stephen B. Gibbons, New York.....	Woodin, Morgenthau.....	Roosevelt.
June 12, 1933	Dec. 12, 1933	Thomas Hewes, Connecticut.....	Woodin.....	Roosevelt.
Dec. 1, 1934	Nov. 1, 1937	Josephine Roche, Colorado.....	Morgenthau.....	Roosevelt.
Feb. 19, 1936	Feb. 23, 1939	Wayne C. Taylor, Illinois.....	Morgenthau.....	Roosevelt.
July 1, 1938	Oct. 31, 1938	John W. Hanes, North Carolina.....	Morgenthau.....	Roosevelt.
June 23, 1939	-----	Herbert E. Gaston, New York.....	Morgenthau.....	Roosevelt.

¹ For officials since 1789 see annual report for 1932, pp. xvii to xxi, and corresponding table in annual report for 1933.

PRINCIPAL ADMINISTRATIVE AND STAFF OFFICERS OF THE TREASURY DEPARTMENT AS OF NOVEMBER 15, 1939

OFFICE OF THE SECRETARY

Henry Morgenthau, Jr.	Secretary of the Treasury.
John W. Hanes	Under Secretary of the Treasury.
Herbert E. Gaston	Assistant Secretary of the Treasury.
(Vacant)	Assistant Secretary of the Treasury.
(Vacant)	Assistant Secretary of the Treasury.
James H. Moyle	Assistant to the Secretary.
Daniel W. Bell	Assistant to the Secretary.
Basil Harris	Assistant to the Secretary.
Harold N. Graves	Assistant to the Secretary.
Eugene S. Duffield	Assistant to the Secretary.
Joseph P. Cotton, Jr.	Assistant to the Secretary.
Henrietta S. Klotz	Assistant to the Secretary.
John Kieley	Assistant to the Secretary.
H. Merle Cochran	Technical Assistant to the Secretary.
W. N. Thompson	Administrative Assistant to the Secretary.
Charles S. Bell	Assistant Administrative Assistant to the Secretary.
Charles R. Schoeneman	Special Staff Assistant.
Edwin R. Ballinger	Director of Personnel.
Elmer L. Irey	Coordinator of Treasury Agency Services.
Beriah M. Thompson	Consulting Expert.
Thomas Tarleau	Legislative Counsel.
Eugene Sloan	Chief, Division of Savings Bonds.
James W. Bryan	Chief, Information Section, Division of Savings Bonds.
Herbert J. Wollner	Consulting Chemist.
H. R. Sheppard	Assistant to Assistant Secretary.
Francis C. Rose	Assistant to Assistant Secretary.
F. A. Birgfeld	Chief Clerk.
John D. Fox	Superintendent of Treasury Buildings.
Frank J. Wilson	Chief, Secret Service Division.
L. C. Spangler	Chief, Division of Printing.
James E. Harper	Chief, Division of Appointments.
Gabrielle E. Forbush	Chief, Correspondence Division.

OFFICE OF THE GENERAL COUNSEL

Edward H. Foley, Jr.	General Counsel.
Huntington Cairns	Assistant General Counsel.
Lawrence J. Bernard	Assistant General Counsel.
Bernard Bernstein	Assistant General Counsel.
N. O. Tietjens	Assistant General Counsel.
Oscar S. Cox	Assistant to the General Counsel.
Joseph J. O'Connell, Jr.	Special Assistant to the General Counsel.
Charles L. Kades	Special Assistant to the General Counsel.
John P. Wenchel	Chief Counsel, Bureau of Internal Revenue.
Ralph H. Dwan	Chief Counsel, Bureau of Customs.

DIVISION OF RESEARCH AND STATISTICS

George C. Haas	Director of Research and Statistics.
Henry C. Murphy	Assistant Director.
Al F. O'Donnell	Assistant Director.
Russell R. Reagh	Assistant Director (Government Actuary).
Anna M. Michener	Assistant to the Director.
Isabella S. Diamond	Librarian.

DIVISION OF MONETARY RESEARCH

Harry D. White	Director of Monetary Research.
Harold Glasser	Assistant Director.

DIVISION OF TAX RESEARCH

Roy Blough	Director of Tax Research.
(Vacant)	Assistant Director.

PUBLIC DEBT SERVICE

William S. Broughton	Commissioner of the Public Debt.
Edwin L. Kilby	Assistant Commissioner of the Public Debt.
Rene W. Barr	Deputy Commissioner of the Public Debt.
Edward G. Dolan	Register of the Treasury.
Byrd Leavell	Assistant Register of the Treasury.
Marvin Wesley	Chief, Division of Loans and Currency.
Melvin R. Loafman	Chief, Division of Public Debt Accounts and Audit.
Maurice A. Emerson	Chief, Division of Paper Custody.

BUREAU OF ENGRAVING AND PRINTING

Alvin W. Hall.....	Director, Bureau of Engraving and Printing.
Clark R. Long.....	Assistant Director (Administration).
Jesse E. Swigart.....	Assistant Director (Production).

OFFICE OF THE COMMISSIONER OF ACCOUNTS AND DEPOSITS

Edward F. Bartelt.....	Commissioner of Accounts and Deposits.
A. L. Peterson.....	Assistant Commissioner of Accounts and Deposits.
Paul D. Banning.....	Assistant Commissioner of Accounts and Deposits.
Robert W. Maxwell.....	Chief Accountant.
Joseph Greenberg.....	Executive Assistant to the Commissioner.
Guy F. Allen.....	Chief Disbursing Officer, Division of Disbursement.
L. L. Collier.....	Chief, Division of Bookkeeping and Warrants.
Edward D. Batchelder.....	Chief, Division of Deposits.
Harry R. Schwalm.....	Chief Examiner, Section of Surety Bonds.

BUREAU OF THE COMPTROLLER OF THE CURRENCY

Preston Delano.....	Comptroller of the Currency.
Cyril B. Upham.....	Deputy Comptroller.
Eugene H. Gough.....	Deputy Comptroller.
A. J. Mulroney.....	Deputy Comptroller.
W. P. Folger.....	Chief National Bank Examiner.

OFFICE OF THE TREASURER OF THE UNITED STATES

William A. Julian.....	Treasurer of the United States.
Marion Banister.....	Assistant Treasurer.
George O. Barnes.....	Executive Assistant to the Treasurer.
M. E. Slindee.....	Administrative Assistant.
Louis P. Allen.....	Chief Clerk.

BUREAU OF NARCOTICS

Harry J. Anslinger.....	Commissioner of Narcotics.
Will S. Wood.....	Deputy Commissioner of Narcotics.
Malachi L. Harney.....	Assistant to the Commissioner.

OFFICE OF THE COMMISSIONER OF INTERNAL REVENUE

Guy T. Helvering.....	Commissioner of Internal Revenue.
John L. Sullivan.....	Assistant to the Commissioner.
Timothy C. Mooney.....	Deputy Commissioner.
George J. Schoeneman.....	Deputy Commissioner.
D. Spencer Bliss.....	Deputy Commissioner.
Stewart Berkshire.....	Deputy Commissioner.
Eldon P. King.....	Special Deputy Commissioner.
A. R. Marrs.....	Head, Technical Staff.
Elmer L. Irey.....	Chief, Intelligence Unit.
Bertha Wetherton.....	Special Assistant to the Commissioner.

FEDERAL ALCOHOL ADMINISTRATION

Wilford S. Alexander.....	Federal Alcohol Administrator.
John L. Huntington.....	Deputy Administrator.
H. C. Flanery.....	Deputy Administrator.
Philip E. Buck.....	General Counsel.
Charles R. Wharton Smith.....	Assistant General Counsel.
A. J. Barrett.....	Administrative Assistant.

BUREAU OF CUSTOMS

Basil Harris.....	Commissioner of Customs.
Frank Dow.....	Assistant Commissioner of Customs.
Thomas J. Gorman.....	Deputy Commissioner.
A. S. Johnson.....	Deputy Commissioner.
W. R. Johnson.....	Deputy Commissioner.

BUREAU OF THE MINT

Nellie Tayloe Ross.....	Director of the Mint.
Leland Howard.....	Assistant Director.

UNITED STATES COAST GUARD

Rear Admiral Russell R. Waesche.....	Commandant.
Rear Admiral Leon C. Covell.....	Assistant Commandant and Chief of Operations.
Rear Admiral Harvey F. Johnson.....	Engineer in Chief.
Capt. N. B. Hall.....	Inspector in Chief.
Capt. C. H. Jones.....	Chief Personnel Officer.
Capt. Lloyd T. Chalker.....	Chief Aviation Officer.
Capt. P. F. Roach.....	Chairman of Permanent Board.

UNITED STATES COAST GUARD—Continued

Comdr. William J. Keester.....	Chief Supply Officer.
Comdr. James F. Farley.....	Chief Communications Officer.
Comdr. G. U. Stewart.....	Chief Ordnance Officer.
Comdr. Frank J. Gorman.....	Chief Finance Officer.
Comdr. E. G. Rose.....	Chief Operations Officer.
Comdr. W. N. Derby.....	Chief, Maritime Service.
Lt. Frank E. Pollio.....	Acting Chief Intelligence Officer.

PROCUREMENT DIVISION

Harry C. Collins.....	Director of Procurement.
Harry C. Maull, Jr.....	Assistant Director.
Robert LeFevre.....	Assistant to Assistant Director.
W. N. Rehlaender.....	Administrative Assistant.

BOARD OF AWARDS

Robert LeFevre, Assistant to Assistant Director,	Harry B. Dyche, Special Assistant to Assistant
Chairman.	Director.
	Frank Healy, Special Assistant.

STANDING DEPARTMENTAL COMMITTEES

BUDGET AND IMPROVEMENT COMMITTEE

C. R. Schoeneman, Chairman.	L. C. Spangler.
F. A. Birgfeld, Vice Chairman.	Arthur E. Wilson.
George O. Barnes.	M. F. Slindes.
Charles S. Bell.	E. C. Nussear, Secretary.
W. N. Rehlaender.	

COMMITTEE ON ENROLLMENT AND DISBARMENT

Guy G. Hanna, Chairman.	George D. Carrington.
W. W. Cook.	E. B. Van Veen, Attorney for the Government.

COMMITTEE ON PERSONNEL

F. A. Birgfeld, Chairman.	(Vacant.)
James E. Harper.	

COMMITTEE ON CIVIL SERVICE RETIREMENT

F. A. Birgfeld, Chairman.	W. N. Thompson.
James E. Harper.	Frank Dow.

BOARD OF REVIEW

(Refunds of Processing Taxes)

William Schwartz, Chairman.	Percy S. Crewe.
(Vacant), Vice Chairman.	Annabel Matthews.
John W. Edwards.	Temple W. Seay.
H. Stewart McDonald, Jr.	Bernard D. Hathcock.

ANNUAL REPORT ON THE FINANCES

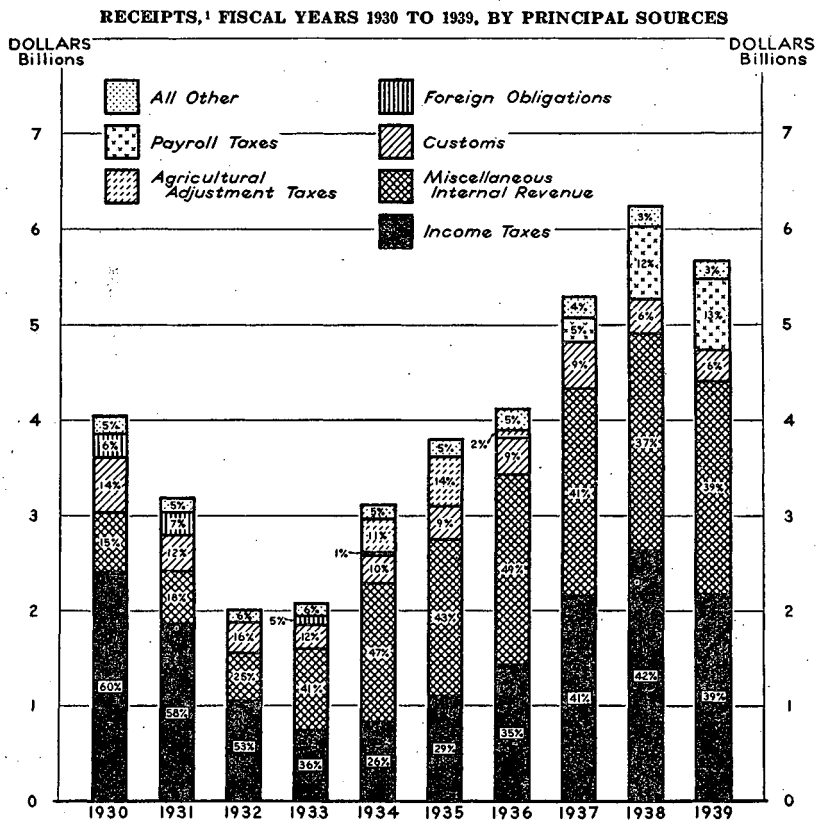
TREASURY DEPARTMENT,
Washington, D. C., January 5, 1940.

SIR: I have the honor to make the following report for the fiscal year ended June 30, 1939:

BUDGET RESULTS

Receipts

Receipts in general and special accounts amounted to \$5,668 millions during the fiscal year 1939, a decrease of \$574 millions from the previous year.



¹ Excludes trust accounts.
183451-40-2

The trend in receipts by major sources for the fiscal years 1930 to 1939, inclusive, is shown in the chart on page 1. A comparison of receipts for 1938 and 1939 is presented in the table following. A more detailed comparison of internal revenue receipts appears in table 9 on page 372 of this report.

Receipts by major sources for the fiscal years 1938 and 1939 ¹

[In millions of dollars]

Source	1938	1939	Increase or decrease (—)
Internal revenue:			
Income taxes:			
Current corporation ²	1,145.6	963.3	-182.3
Current individual	1,189.0	937.4	-251.6
Back taxes	251.6	250.6	-1.0
Excess-profits tax	36.6	27.1	-9.5
Total income taxes (collection basis)	2,622.8	2,178.4	-444.4
Adjustment to daily Treasury statement (unrevised)	11.8	3.9	-7.9
Total income taxes (current cash basis)	2,634.6	2,182.3	-452.3
Tax on unjust enrichment (collection basis)	6.2	6.7	.5
Adjustment to daily Treasury statement (unrevised)	-5	-2	.3
Tax on unjust enrichment (current cash basis)	5.7	6.5	.8
Miscellaneous internal revenue taxes:			
Capital stock	139.3	127.2	-12.1
Estate	382.2	332.3	-49.9
Gift	34.7	25.4	-9.3
Distilled spirits and wines (including special taxes) ²	294.5	324.3	29.8
Fermented malt liquors (including special taxes) ²	273.2	263.3	-9.9
Tobacco ²	567.8	579.8	12.0
Stamp	46.2	41.1	-5.1
Manufacturers' excise taxes:			
Gasoline	203.6	207.0	3.4
Automobiles, trucks, tires, tubes, and parts or accessories	89.6	91.5	1.9
Electrical energy	38.5	39.9	1.4
Lubricating oils	31.6	30.5	-1.1
All other ²	53.5	28.0	-25.5
Total manufacturers' excise taxes	416.8	396.9	-19.9
Telegraph, telephone, cable, and radio facilities, etc.	24.0	24.1	.1
Transportation of oil by pipe line	12.5	11.0	-1.5
Admissions	20.8	19.5	-1.3
Coconut, etc., oils processed ²	13.3	9.1	-4.2
Bituminous Coal Act of 1937	3.2	3.3	.1
Sugar Act of 1937	30.6	65.4	34.8
All other miscellaneous	13.2	11.3	-1.9
Total miscellaneous internal revenue taxes (collection basis)	2,272.2	2,236.9	-35.3
Adjustment to daily Treasury statement (unrevised)	7.3	-4.9	-12.2
Total miscellaneous internal revenue taxes (current cash basis)	2,279.5	2,232.0	-47.5
Employment taxes:			
Carriers and their employees	149.5	109.3	-40.2
Social Security	593.2	631.2	38.0
Total employment taxes (collection basis)	742.7	740.4	-2.3
Adjustment to daily Treasury statement (unrevised)	11.9	.1	-11.8
Total employment taxes (current cash basis)	754.6	740.5	-14.1
Total internal revenue taxes (collection basis)	5,643.8	5,162.4	-481.4
Adjustment to daily Treasury statement (unrevised)	30.5	-1.2	-31.7
Total internal revenue taxes (current cash basis)	5,674.3	5,161.2	-513.1

Footnotes at end of table.

*Receipts by major sources for the fiscal years 1938 and 1939*¹—Continued

[In millions of dollars]

Source	1938	1939	Increase or decrease (—)
Customs.....	359.2	318.8	—40.4
Total internal revenue taxes and customs (current cash basis).....	6,033.5	5,480.0	—553.5
Miscellaneous receipts:			
Proceeds of Government-owned securities:			
Foreign obligations.....	.6	.5	— .1
All other.....	65.0	58.4	—6.6
Seigniorage.....	35.6	22.8	—12.8
All other miscellaneous receipts.....	107.0	106.1	— .9
Total miscellaneous receipts (current cash basis).....	208.2	187.8	—20.4
Total receipts, general and special accounts (current cash basis).....	6,241.7	5,667.8	—573.9

¹ The detail of income taxes, miscellaneous internal revenue taxes, and other internal revenue taxes is on the basis of internal revenue collections with totals adjusted to basis of daily Treasury statement (unrevised). Customs and miscellaneous receipts are shown on the basis of the daily Treasury statement (unrevised). General and special accounts are combined. For description of accounts and bases, see p. 311.

² Collections for credit to trust funds are not included. For details of the collections see note on p. 374.

³ Receipts from various manufacturers' excise taxes repealed as of July 1, 1938, included.

NOTE.—Figures are rounded to nearest tenth of a million and will not necessarily add to totals.

The greater part of the decrease in receipts during the year was accounted for by a decline of \$434 millions in current corporate and individual income taxes. Customs revenue declined by \$40 millions.

Receipts from the capital stock tax declined \$12 millions, chiefly as a result of lower capital stock value declarations made in anticipation of lower levels of corporate incomes. New declarations of the value of capital stock were permitted by the Revenue Act of 1938.

The decrease in "all other" manufacturers' excise taxes is due largely to the repeal of taxes on toothpastes, toilet soaps, plain wooden matches, brewer's wort and malt, articles made of fur, sporting goods, phonograph records, cameras, and chewing gum. Nearly \$26 millions was collected from these sources in the fiscal year 1938. Changes in the law accounted for part of the increase in revenue from distilled spirits. The excise tax on distilled spirits, except brandy, was increased from \$2 per taxable gallon to \$2.25, effective July 1, 1938, and an additional 25 cents per proof-gallon was levied on tax-paid stocks on hand July 1, 1938.

The first full year of operation of the Sugar Act of 1937, which took effect September 1, 1937, resulted in an increase of nearly \$35 millions in the sugar tax. This figure excludes \$3.5 millions of import taxes collected under the act, included in customs receipts. Fiscal year 1938 taxes on carriers and their employees represent the collection of 15 months' tax liability which accounts in part for the decrease in receipts from this source in the fiscal year 1939 when the tax liabilities of only 12 months were included. The increase in social security taxes in 1939

is in part due to higher rates in effect under title IX, and to the fact that the shift from a monthly to a quarterly basis of payment postponed to the fiscal year 1939 the receipts of April and May 1938 liabilities, so that collections under title VIII in the fiscal year 1938 represented the liabilities of only 10 months.

As is regularly the case, the bulk of ordinary receipts in 1939 was derived from relatively few sources. As shown by the data in the table on page 2, 86 percent of the ordinary receipts came from customs and the following 11 tax sources arranged in order of magnitude: Current corporate income, current individual income, social security, tobacco, estate, distilled spirits and wine, fermented malt liquors, gasoline, capital stock, carriers and their employees, and automobiles, trucks, tires, tubes, and parts or accessories.

The proportion of total receipts derived from income and related taxes on individuals and corporations has increased greatly since 1934. The proportion derived from commodity levies in the aggregate, including the customs, has decreased on net balance although there was a slight increase in the percentage in 1939 over the previous year.

Individual and corporate income taxes, which constituted from one-half to three-fifths of total receipts in 1932 and prior years, constituted 38 percent of the total receipts in 1939. Social security taxes, which were first collected during the fiscal year 1937, constituted about 11 percent of total receipts in 1939. While the estate tax constituted 6 percent of total receipts in 1939 as it did in 1938, the absolute amount collected from this source was smaller than in the previous year. Miscellaneous receipts, not in the main of tax origin, which had large significance in the decade or more when the Government was realizing upon its war investments and loans, have been comparatively small in the past few years.

Expenditures

Total expenditures of the Federal Government under general and special accounts amounted to \$9,268 millions in the fiscal year 1939, an increase of \$1,577 millions over the previous year.

The table that follows shows in summary form the major changes in expenditures between the fiscal years 1938 and 1939. The trend in total expenditures and in the principal classes of expenditures for recent years is shown in the chart on page 6 and in greater detail in table 7 on page 367. Classifications in the table and in the chart are on a functional basis and the figures may, therefore, differ from those in other tables in this report. Table 3, page 337, presents a comparison of expenditures on the basis of the daily Treasury statement, by months, and for the fiscal years 1938 and 1939.

Expenditures by major functions, fiscal years 1938 and 1939¹

(On basis of daily Treasury statements (unrevised) and of classifications of the Bureau of the Budget. In millions of dollars)

Class	1938	1939	Increase or decrease (-)
Ordinary:			
National defense.....	980	1,056	76
Veterans' pensions and benefits.....	572	545	-27
Agricultural adjustment program.....	362	782	420
Interest on the public debt.....	926	940	14
Social security and railroad retirement.....	834	960	126
Government employees' retirement funds.....	73	75	2
Commodity Credit Corporation—capital impairment.....	94	—	-94
All other.....	805	833	28
Total.....	4,646	5,191	545
Public works:			
Public buildings.....	77	51	-26
Public highways.....	237	205	-32
Rivers and harbors.....	98	75	-23
Reclamation projects.....	65	79	14
Tennessee Valley Authority.....	42	41	-1
Grants to public bodies.....	190	379	189
Flood control.....	61	80	19
Other.....	110	201	91
Total.....	880	1,111	231
Unemployment relief:			
Direct relief.....	154	104	-50
Civilian Conservation Corps.....	326	290	-36
Work relief.....	1,516	2,283	767
Total.....	1,996	2,677	681
Loans and subscriptions to stock, etc. (net).....	104	231	127
Debt retirement.....	65	58	-7
Total expenditures.....	7,691	9,268	1,577

¹ Classification includes both general and emergency funds.

The increase of \$545 millions in the ordinary expenditures of the Government during the fiscal year 1939 was due principally to an increase of \$420 millions in expenditures under the agricultural adjustment program. Expenditures for national defense increased \$76 millions, including expenditures for the construction of naval vessels, aircraft, and subsidiary works to meet provisions of the naval treaties of 1922 and 1930. Expenditures under the Social Security and Railroad Retirement Acts increased by \$126 millions during the year, due principally to larger transfers to the trust accounts established under these acts. The table on page 395 shows the expenditures and also the receipts under these acts for the fiscal years 1936 to 1939, and for each month during 1939 on the basis of the daily Treasury statement.

No expenditures were made to repair the capital of the Commodity Credit Corporation during the fiscal year 1939. Expenditures of \$120 millions applicable to the fiscal year 1939 were made in the fiscal year 1940, however, in accordance with the act of August 9, 1939.

Public works expenditures increased \$231 millions during the year. This increase was due principally to increases in grants to public bodies by the Public Works Administration, primarily under the act of June 21, 1938. Unemployment relief expenditures increased by \$681 millions, mainly as a result of an increase in the expenditures of the Works Progress Administration, including the National Youth Administration.

EXPENDITURES, FISCAL YEARS 1930 TO 1939, BY PRINCIPAL CLASSES

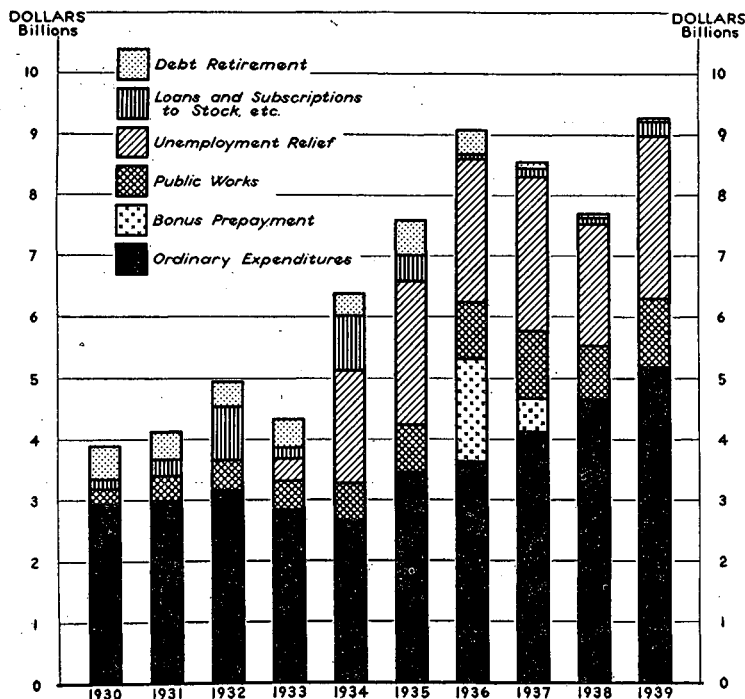


CHART 2.

Loans and subscriptions to capital stock, surplus, etc. (net), amounted to \$231 millions during the year, an increase of \$127 millions over the previous year.

Public debt retirements amounted to \$58 millions in the fiscal year 1939. A detailed discussion of public debt operations and expenditures is presented on page 7.

Deficit

The deficit for the fiscal year 1939, in general and special accounts, amounted to \$3,601 millions. If public debt retirements are deducted, the net deficit for the year amounted to \$3,542 millions. This compares with a net deficit of \$1,384 millions for the previous year.

THE PUBLIC DEBT

The gross public debt outstanding at the close of the fiscal year 1939 amounted to \$40,439,500,000, an increase of \$3,274,800,000 since June 30, 1938. This increase is accounted for as follows:

Excess of expenditures.....		\$3,600,514,404.95
Less:		
Public debt retirements included in expenditures.....	\$58,246,450.00	
Excess of receipts over expenditures in trust and other special accounts, excluding retirements of national bank notes.....	889,783,478.81	
		948,029,928.81
Plus: Increase in General Fund balance.....		2,652,484,476.14
		622,307,619.52
Increase in gross public debt.....		3,274,792,095.66

The net changes during the year in the various classes of securities which constitute the outstanding debt are shown in the two tables which follow, classified as to public and special issues. The first table presents a comparison of the amounts outstanding at the beginning and at the end of the year, and the second shows, in summary form, the issues and maturities or redemptions of the interest-bearing debt. The various classes of securities which made up the outstanding debt during the years 1933 to 1939 are shown in the table on page 454 of this report.

Comparison of public debt outstanding June 30, 1938 and 1939, by classes

[On basis of daily Treasury statements (unrevised), see p. 311]

Class	June 30, 1938	June 30, 1939	Increase or decrease (—)
Interest-bearing:			
Public issues:			
Bonds:			
Pre-war and postal savings bonds.....	\$196,759,920.00	\$196,470,660.00	—\$289,260.00
Treasury bonds.....	21,846,029,950.00	25,218,322,650.00	3,372,292,700.00
United States savings bonds.....	¹ 1,237,672,854.05	1,868,149,115.86	630,476,261.81
Adjusted service bonds of 1945.....	318,701,250.00	282,894,650.00	—35,806,600.00
Total bonds.....	23,599,163,974.05	27,565,837,075.86	3,966,673,101.81
Treasury notes.....	9,146,922,950.00	7,242,709,700.00	—1,904,213,250.00
Treasury bills.....	1,154,164,000.00	1,307,569,000.00	153,405,000.00
Total public issues.....	33,900,250,924.05	36,116,115,775.86	2,215,864,851.81
Special series:			
Adjusted service bonds, Government life insurance fund series.....	500,157,956.40	500,157,956.40	—
Treasury notes.....	1,277,717,000.00	1,983,196,000.00	705,479,000.00
Certificates of indebtedness.....	897,800,000.00	1,286,500,000.00	388,700,000.00
Total special series.....	2,675,674,956.40	3,769,853,956.40	1,094,179,000.00
Total interest-bearing debt.....	36,575,925,880.45	39,885,969,732.26	3,310,043,851.81
Matured debt on which interest has ceased.....	141,362,460.26	142,283,140.26	920,680.00
Debt bearing no interest.....	447,451,974.74	411,279,538.59	—36,172,436.15
Total gross debt.....	37,164,740,315.45	40,439,532,411.11	3,274,792,095.66
Balance in General Fund.....	2,215,917,913.00	2,538,225,532.52	622,307,619.52
Gross debt less balance in General Fund.....	34,948,822,402.45	37,601,306,878.59	2,652,484,476.14

¹ Current redemption value (cash receipts plus earned accruals less redemptions). For full account of sales, see p. 13.

Issues and maturities and redemptions of interest-bearing debt, fiscal year 1939

[On basis of daily Treasury statements (unrevised), see p. 311]

Interest-bearing debt	Amount issued	Amount matured and redeemed
Public issues:		
Pre-war and postal savings bonds.....		\$289,260.00
Treasury bonds.....	\$3,372,301,700.00	9,000.00
United States savings bonds.....	712,476,469.81	82,000,208.00
Adjusted service bonds of 1945.....	6,561,350.00	42,367,950.00
Total bonds.....	4,091,339,519.81	124,666,418.00
Treasury notes.....	1,197,833,800.00	3,102,047,050.00
Treasury bills.....	5,227,365,000.00	5,073,960,000.00
Total public issues.....	10,516,538,319.81	8,300,673,468.00
Special series:		
Treasury notes.....	818,062,000.00	112,583,000.00
Certificates of indebtedness.....	1,749,000,000.00	1,360,300,000.00
Total special series.....	2,567,062,000.00	1,472,883,000.00
Grand total.....	13,083,600,319.81	9,773,556,468.00

¹ Cash receipts of \$684,495,389.81 plus earned accruals of \$27,981,080.

² Current redemption value.

The composition of the interest-bearing debt outstanding, by types of obligations, monthly, January 1931 to June 1939, in amounts and in percent of the total, is shown in chart 3 on page 9. The various maturities, by calendar years, of the interest-bearing debt outstanding on June 30, for the years 1933, 1935, 1937, and 1939 are shown in chart 4 on page 11.

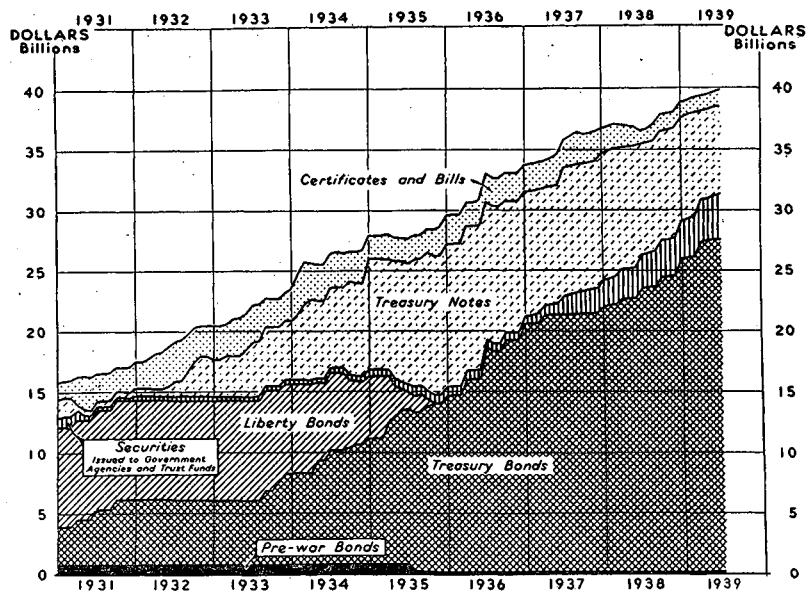
The computed annual interest charge, on the basis (unrevised) of the interest-bearing debt outstanding at the beginning and at the end of the year, increased from \$947,084,058 to \$1,036,937,397, and the computed average rate of interest increased from 2.589 to 2.600 percent. The net expenditures for interest during 1939 amounted to \$940,539,764. During the year \$29,756,765 was credited to the interest account on account of premium received from the issuance of Treasury bonds and Treasury notes upon refunding transactions in March 1939. This had the effect of reducing the interest expenditures during the year below what they otherwise would have been.

The interest due and payable on the various classes of securities during 1939 and the amounts paid and outstanding unpaid are shown in table 42 on page 479. The interest paid on the public debt, by issues, for the years 1937 to 1939 is shown in table 43 on page 479.

The course of the interest-bearing debt outstanding and of the computed rate of interest thereon is shown from January 1922 through June 1939 in chart 5 on page 14, and from June 1916 through June 1939 in table 44 on page 481.

The open market operations during the year included: (1) Five offerings of Treasury bonds, (2) four offerings of Treasury notes, (3) weekly offerings and redemptions of Treasury bills, and (4) the continued sale of United States savings bonds.

**COMPOSITION OF THE INTEREST-BEARING PUBLIC DEBT OUTSTANDING, BY TYPES
OF OBLIGATIONS, MONTHLY, JANUARY 1931 TO JUNE 1939.**



PERCENTAGE COMPOSITION OF THE INTEREST-BEARING PUBLIC DEBT OUTSTANDING, MONTHLY, JANUARY 1931 TO JUNE 1939

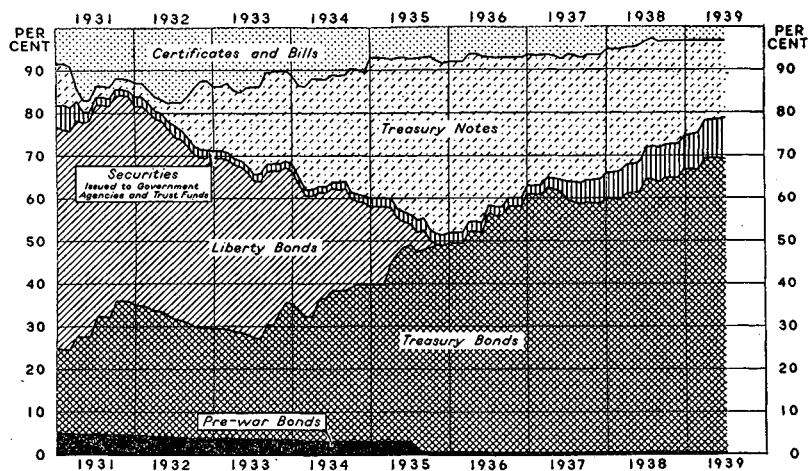


CHART 3.

NOTE.—United States savings bonds and adjusted service bonds included with Treasury bonds. Securities issued to Government agencies and trust funds include all such special obligations, whether in the form of bonds, notes, or certificates of indebtedness.

Treasury bonds and Treasury notes

The major public debt operations involving Treasury bonds and Treasury notes were carried out on the four regular quarterly financing dates (March 15, June 15, September 15, and December 15). The issues of bonds and notes aggregated \$4,570,135,500, of which \$1,535,251,400 was issued for cash and \$3,034,884,100 for the refunding of three series of Treasury notes maturing during the year and one series of Treasury notes maturing on September 15, 1939, the aggregate maturities amounting to \$3,095,343,450. These operations are summarized in the following table:

Quarterly financing during the fiscal year 1939

Quarterly date	Issue	Amount
Sept. 15, 1938	2½% Treasury bonds of 1950-52, due Sept. 15, 1952 (at par):	
	In exchange for 1¼% Treasury notes of series E-1938, maturing Dec. 15, 1938.....	\$404, 707, 100
	For cash.....	461, 690, 100
		\$366, 397, 200
Dec. 15, 1938	1¼% Treasury notes, series A-1943, due June 15, 1943 (additional issue—at par):	
	In exchange for 1¼% Treasury notes of series E-1938, maturing Dec. 15, 1938.....	19, 250, 000
	For cash.....	342, 091, 300
		361, 341, 300
Mar. 15, 1939	2¾% Treasury bonds of 1960-65, due Dec. 15, 1965 (at par):	
	In exchange for 1½% Treasury notes of series C-1939, maturing Mar. 15, 1939.....	188, 196, 700
	For cash.....	402, 892, 800
		591, 089, 500
June 15, 1939	2% Treasury bonds of 1947, due Dec. 15, 1947 (at par):	
	In exchange for 1¼% Treasury notes of series C-1939, maturing Mar. 15, 1939.....	
	For cash.....	701, 074, 900
	1¼% Treasury notes, series B-1943, due Dec. 15, 1943 (at par):	
Sept. 15, 1939	In exchange for 1¼% Treasury notes of series C-1939, maturing Mar. 15, 1939.....	39, 282, 600
	For cash.....	328, 577, 200
		367, 859, 800
	2½% Treasury bonds of 1950-52, due Sept. 15, 1952 (additional issue at 102½):	
Dec. 15, 1939	In exchange for 2½% Treasury notes of series A-1939, maturing June 15, 1939.....	
	2¾% Treasury bonds of 1960-65, due Dec. 15, 1965 (additional issue at 102¾):	
	In exchange for 2½% Treasury notes of series A-1939, maturing June 15, 1939.....	
	1¼% Treasury notes, series B-1943, due Dec. 15, 1943 (additional issue at 101):	
Mar. 15, 1940	In exchange for 2½% Treasury notes of series A-1939, maturing June 15, 1939.....	
	¾% Treasury notes, series A-1944, due June 15, 1944 (at par):	
	In exchange for 1¾% Treasury notes of series D-1939, maturing Sept. 15, 1939.....	
		415, 519, 500
		\$4, 570, 135, 500

RECAPITULATION

Issued	Treasury bonds	Treasury notes	Total
For cash.....	\$864, 582, 900	\$670, 668, 500	\$1, 535, 251, 400
In exchange.....	2, 507, 718, 800	527, 165, 300	3, 034, 884, 100
Total.....	3, 372, 301, 700	1, 197, 833, 800	4, 570, 135, 500

All official circulars and statements relating to these transactions are included in the exhibits beginning on page 229.

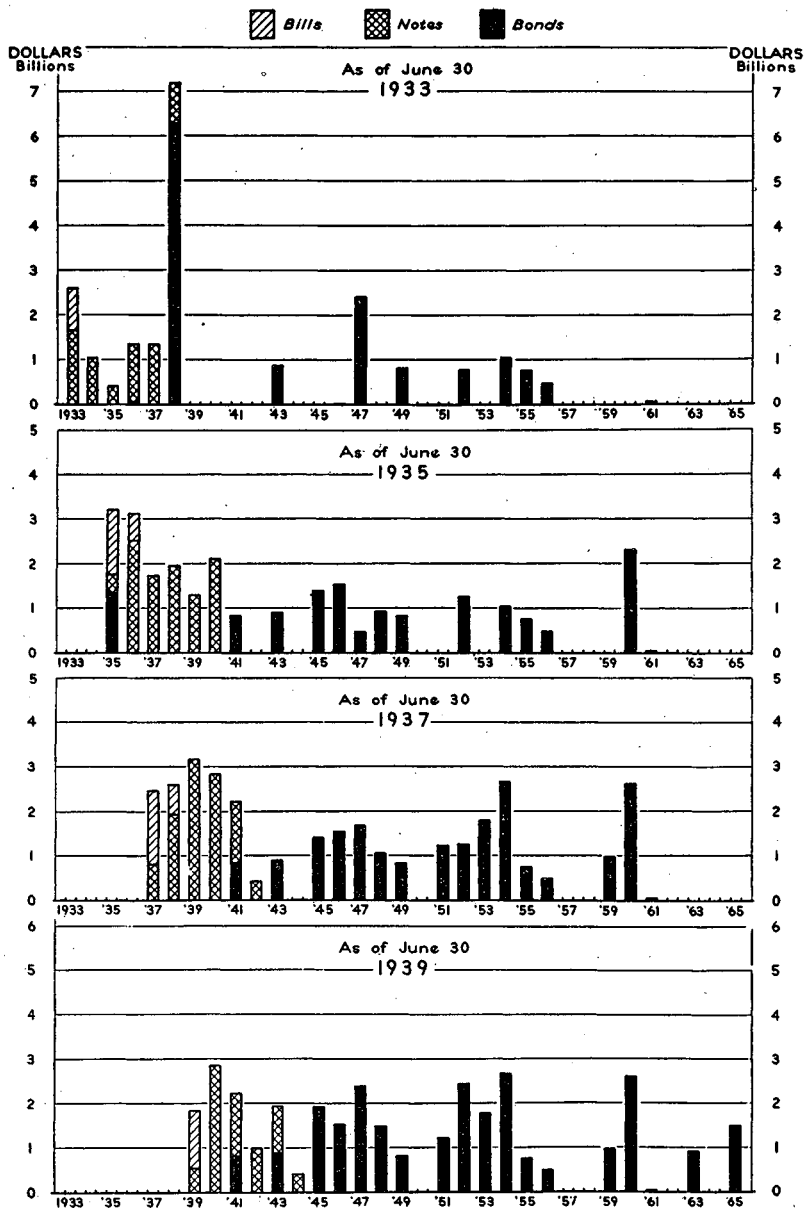
MATURITY, BY CALENDAR YEARS, OF THE INTEREST-BEARING PUBLIC DEBT OUTSTANDING¹

CHART 4.

¹ Exclusive of consols, postal savings bonds, United States savings bonds, adjusted service bonds, and special obligations issued to governmental trust funds and agencies. Certificates of indebtedness are included with Treasury notes.

Treasury bills

Offerings of Treasury bills were made each week during the year, to replace maturing issues. At the beginning of the year 16 series of Treasury bills aggregating \$1,154,164,000 were outstanding. During the year 52 series aggregating \$5,227,365,000 were issued, and 55 series aggregating \$5,073,960,000 matured. At the end of the year 13 series aggregating \$1,307,569,000 were outstanding, an increase of \$153,405,000. All Treasury bills issued were for a term of 91 days, except for 4 series which were for 90 or 92 days. The highest average rate computed on a bank discount basis for 91 day bills was 0.142 percent for those dated September 28, 1938, the lowest average rate for 91 day bills was 0.0003 percent for those dated March 8, 1939. The average rate on all bills issued during the year was 0.024 percent and the average rate on all matured bills was 0.044 percent.

Further information concerning Treasury bills will be found in exhibits 9 to 11, beginning on page 244, and in table 37 on page 472.

United States savings bonds

The sale of United States savings bonds continued during the year. Pursuant to Department Circular No. 596, dated December 15, 1938, a new series, designated "Series D," was made available on January 1, 1939, without any change in the general terms of the bonds. At the same time the regulations governing the bonds were revised and issued as Department Circular No. 530, Second Revision, dated December 15, 1938. Copies of these circulars will be found on pages 248 and 252 of this report.

During the year, savings bonds with a maturity value of \$916,904,200 were sold, for which cash receipts aggregating \$687,678,136.95 were received by the Treasury. Bonds with a maturity value of \$106,708,950 were redeemed, at the request of owners, at their current redemption value of \$82,067,395.

Between March 1, 1935, when the issue was inaugurated, and June 30, 1939, bonds aggregating \$2,690,051,025 maturity value were sold, for which cash aggregating \$2,017,538,260.10 was received by the Treasury. Increase in the redemption value of the outstanding bonds over their issue price aggregated \$53,533,389.25 to June 30, 1939. During the same period bonds with a maturity value of \$258,160,375 were redeemed at their current redemption value of \$197,047,772.25 and there remained outstanding on June 30, 1939, bonds with a maturity value of \$2,431,890,650 and a current redemption value of \$1,874,023,877.10.

The following statement summarizes the issues and redemptions of savings bonds by fiscal years from March 1, 1935, when the sale was inaugurated, to June 30, 1939:

Issues and redemptions of United States savings bonds, by years, Mar. 1, 1935, to June 30, 1939

[On basis of daily Treasury statements (revised), see p. 311]

Fiscal year	Issued		Redeemed	
	Maturity value	Cash receipts	Maturity value	Redemption value
1935 (Mar. 1 to June 30)	\$83,422,725	\$62,567,043.75	\$707,850	\$530,887.50
1936	352,277,425	264,208,068.75	14,971,200	11,252,714.75
1937	686,739,175	515,054,398.80	48,040,125	36,327,912.25
1938	650,707,600	488,030,611.85	87,732,250	66,868,862.75
1939	916,904,200	687,678,136.95	106,708,950	82,067,395.00
Accruals to June 30, 1939		53,533,389.25		
Total	2,690,051,025	2,071,071,649.35	258,160,375	197,047,772.25

Sales of savings bonds by months and denominations during the year are shown in the following table:

Sales of United States savings bonds, by months and denominations, fiscal year 1939

Month	\$25	\$50	\$100	\$500	\$1,000	Total
	Maturity value					
1938—July	\$1,291,800	\$1,990,200.00	\$6,449,400	\$8,591,500	\$35,929,000	\$54,251,900.00
August	1,380,450	2,047,500.00	6,392,700	7,683,500	30,409,000	47,913,150.00
September	1,414,200	2,021,000.00	6,011,900	7,235,000	26,088,000	42,770,100.00
October	1,642,925	2,315,800.00	6,973,100	8,314,500	33,983,000	53,234,325.00
November	1,602,125	2,146,450.00	6,347,500	7,519,000	30,737,000	48,352,075.00
December	2,020,300	2,691,400.00	7,587,100	12,628,000	60,790,000	85,714,800.00
1939—January	2,183,800	2,975,350.00	10,069,000	17,706,500	155,170,000	188,104,650.00
February	1,976,850	2,587,200.00	7,823,400	10,056,000	51,957,000	74,400,450.00
March	2,131,175	2,801,850.00	8,715,200	11,113,500	60,107,000	84,868,725.00
April	1,934,850	2,581,950.00	7,960,300	9,886,000	48,873,000	71,236,100.00
May	2,064,100	2,758,250.00	8,632,900	10,635,500	57,574,000	81,664,250.00
June	1,818,425	2,682,600.00	8,758,200	11,685,500	64,324,000	89,268,725.00
Total	21,461,400	29,599,550.00	91,725,700	123,052,000	655,941,000	921,779,250.00
Total	Sale price					
	\$16,095,750	\$22,190,662.50	\$68,794,275	\$92,289,000	\$491,955,750	\$691,334,437.50

The preceding table is compiled from the standpoint of the effective issue date of the bonds upon the basis of the Treasury audit of original registration stubs representing sales by the Postal Service, the Federal Reserve banks, and the Treasury Department during the year. The figures in the table include all bonds bearing issue dates within the fiscal year, July 1, 1938, to June 30, 1939, irrespective of the fact that the proceeds from the sale of certain of the bonds were not credited in the Treasurer's account until the subsequent fiscal year. Accordingly, such figures do not agree with those set forth in

the second preceding table which was compiled from the standpoint of actual cash transactions within the fiscal year, nor do they agree with those set forth in the table on page 197 of this report which was

INTEREST-BEARING DEBT OUTSTANDING¹ AND COMPUTED RATE OF INTEREST THEREON, BY MONTHS, JANUARY 1922 TO JUNE 1939

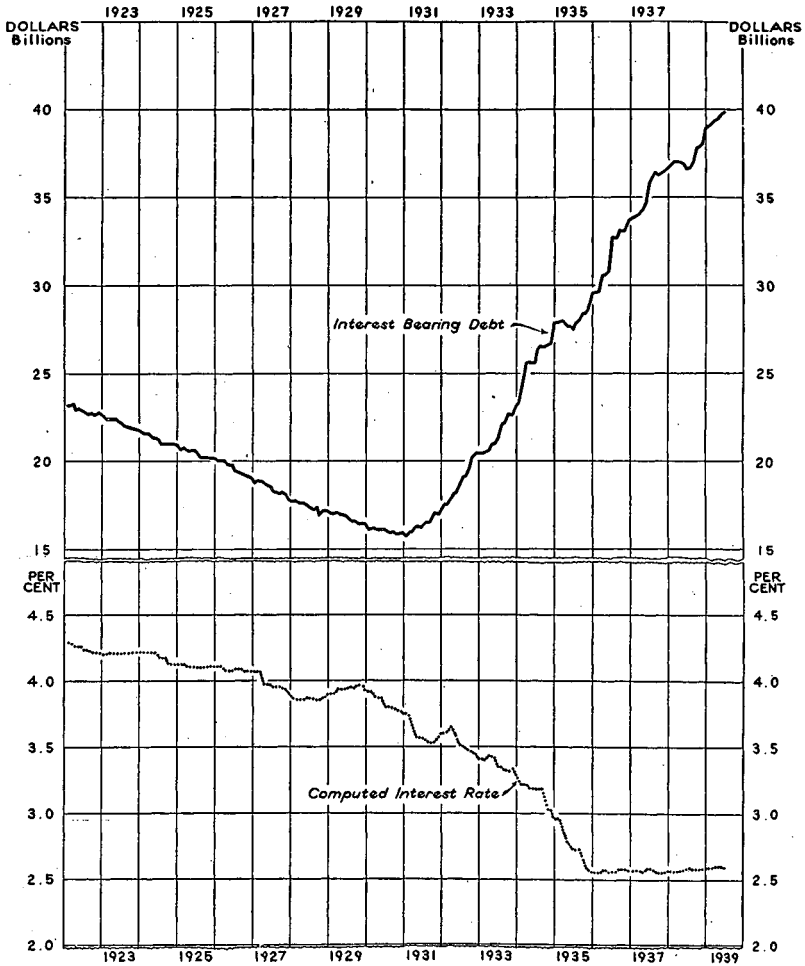


CHART 5.

¹ On basis of daily Treasury statements (unrevised).

compiled from the standpoint of registration stubs actually received and audited within the fiscal year.

For other data concerning savings bonds, reference is made to the administrative report of the Division of Savings Bonds on page 218, and to that of the Division of Loans and Currency on pages 196 to 199.

Special series

Issues of special series of interest-bearing securities, made for the investment of trust or other funds deposited in the Treasury or pursuant to appropriations for specific purposes, aggregated \$2,567,-062,000 during the year, and redemptions aggregated \$1,472,883,000, resulting in an increase of \$1,094,179,000 in the amount outstanding. This increase was due for the most part to investments for the old-age reserve account and the unemployment trust fund, established by the Social Security Act.

The transactions in the special series during the year are summarized in the following table:

Issues and redemptions of special series, fiscal year 1939

[On basis of daily Treasury statements (unrevised), see p. 311]

Special series	Issues	Redemptions
Treasury notes:		
3% Old-age reserve account.....	\$514,900,000	-----
3% Railroad retirement account.....	11,000,000	\$10,000,000
4% Civil service retirement fund.....	121,700,000	45,200,000
4% Foreign service retirement fund.....	857,000	657,000
4% Canal Zone retirement fund.....	610,000	326,000
4% Alaska Railroad retirement fund.....	236,000	-----
2% Postal Savings System series.....	96,000,000	13,000,000
2% Federal Deposit Insurance Corporation.....	30,000,000	14,000,000
2% Government life insurance fund.....	42,759,000	29,400,000
Total.....	818,062,000	112,583,000
Certificates of indebtedness:		
4% Adjusted service certificate fund.....	23,000,000	29,300,000
2½% Unemployment trust fund.....	1,726,000,000	1,331,000,000
Total.....	1,749,000,000	1,360,300,000
Grand total.....	2,567,062,000	1,472,883,000

The amount of each class of special series outstanding on June 30, 1939, is shown in the statement of the public debt, appearing on page 432.

Adjusted service bonds

Adjusted service bonds of 1945, amounting to \$6,561,350, were issued during the year, making a total of \$1,828,653,700 of such bonds issued since June 15, 1936, in payment of amounts due on adjusted service certificates. Redemptions of \$42,367,950 of these bonds during the year brought the total redemptions since June 15, 1936, to \$1,545,759,050, leaving \$282,894,650 outstanding June 30, 1939.

Cumulative sinking fund

Credits accruing to the cumulative sinking fund during the year amounted to \$580,890,487 which with the unexpended balance of \$1,131,293,790 brought forward from the previous year made \$1,712,-184,277 available for the year. Only \$48,514,500 of this amount was applied to the redemption of the public debt—the entire amount for the retirement at par of Treasury notes maturing during the year and presented for cash redemption. The unexpended balance of \$1,663,669,777 was carried forward to the fiscal year 1940.

Tables presenting the transactions on account of the fund for 1939 and since its inception on July 1, 1920, will be found on pages 477 and 478 of this report.

GENERAL FUND

The General Fund includes all moneys of the Government deposited with and held by the Treasurer of the United States including the moneys covered into the Treasury which can be withdrawn only in pursuance of an appropriation by Congress. Every receipt of the Treasury, from whatever source, and every expenditure, of whatever nature, affect either the assets or liabilities, or both, of the General Fund shown in the daily statement of the Treasury. The total amount of the assets over and above the total amount of the liabilities represents the balance in the General Fund available to meet Government expenditures.

The assets in the General Fund consist of gold, silver, currency, coin, unclassified collection items, etc., and deposits to the credit of the Treasurer of the United States and other Government officers, in Federal Reserve banks, special depositaries account of sales of Government securities, national and other bank depositaries, foreign depositaries, and the treasury of the Philippine Islands.

The liabilities of the General Fund consist of outstanding Treasurer's checks, deposits of certain Government officers composed of balances to the credit of the Post Office Department, the Board of Trustees, Postal Savings System, and postmasters, clerks of courts, disbursing officers, etc., and uncollected items, exchanges, etc.

The balance in the General Fund is classified according to increment on gold, seigniorage, and working balance.

The net change in the balance of the General Fund from the beginning to the close of the fiscal year is accounted for as follows:

Analysis of the change in the General Fund balance between June 30, 1938, and June 30, 1939

[On basis of daily Treasury statements (unrevised), see p. 311. For a description of accounts through which Treasury transactions are effected, see p. 312]

Balance, June 30, 1938.....	\$2, 215, 917, 913. 00
Add:	
Ordinary receipts:	
General and special accounts.....	5, 667, 823, 625. 59
Trust accounts, increment on gold, etc.....	1, 917, 361, 983. 80
Net increase in gross public debt.....	3, 274, 792, 095. 66
Total funds available.....	13, 075, 895, 618. 05
Deduct:	
Expenditures chargeable against ordinary receipts:	
General and special accounts.....	\$9, 268, 338, 030. 54
Less public debt retirements.....	58, 246, 450. 00
.....	\$9, 210, 091, 580. 54
Trust accounts, increment on gold, etc.	1, 033, 075, 810. 44
Less national bank note retirements.....	5, 497, 305. 45
.....	1, 027, 578, 504. 99
Total expenditures (excluding retirements of public debt and national bank notes).....	10, 237, 670, 085. 53
Balance, June 30, 1939.....	2, 838, 225, 532. 52

A comparative analysis of the assets and liabilities and the balance of the General Fund is shown below for the beginning and close of the fiscal year. Similar information is presented in greater detail, on the basis of daily Treasury statements (revised), in the table on page 487 of this report.

Current cash assets and liabilities of the Treasury, June 30, 1938 and 1939, and changes during the year

[On basis of daily Treasury statements (unrevised), see p. 311]

	June 30, 1938	June 30, 1939	Increase or decrease (—)
GOLD			
Assets: Gold.....	\$12, 962, 923, 999. 12	\$16, 109, 993, 966. 45	\$3, 147, 069, 967. 33
Liabilities:			
Gold certificates outstanding (outside of Treasury).....	2, 894, 024, 749. 00	2, 887, 493, 419. 00	—6, 531, 330. 00
Gold certificate fund, Board of Governors, Federal Reserve System.....	7, 820, 450, 860. 38	10, 699, 275, 119. 95	2, 878, 824, 259. 57
Redemption fund, Federal Reserve notes.....	9, 387, 519. 82	8, 842, 394. 83	—545, 125. 49
Gold reserve.....	156, 039, 430. 93	156, 039, 430. 93	
Exchange stabilization fund.....	1, 800, 009, 000. 00	1, 800, 000, 000. 00	
Total.....	12, 679, 902, 560. 13	15, 551, 650, 364. 21	2, 871, 747, 804. 08
Gold in General Fund.....	283, 021, 438. 99	558, 243, 602. 24	275, 322, 163. 25
SILVER			
Assets:			
Silver.....	1, 037, 163, 305. 33	1, 230, 585, 527. 01	193, 422, 221. 68
Silver dollars.....	503, 647, 170. 00	502, 212, 924. 00	—1, 434, 246. 00
Total.....	1, 540, 810, 475. 33	1, 732, 798, 451. 01	191, 987, 975. 68
Liabilities:			
Silver certificates outstanding (outside of Treasury).....	1, 508, 062, 253. 00	1, 702, 584, 818. 00	194, 522, 565. 00
Treasury notes of 1890 outstanding (outside of Treasury).....	1, 109, 422. 00	1, 166, 472. 00	—2, 950. 00
Total.....	1, 509, 231, 675. 00	1, 703, 751, 290. 00	194, 519, 615. 00
Silver in General Fund.....	31, 578, 800. 33	29, 047, 161. 01	—2, 531, 639. 32

¹ Reserve against \$346,681,016 of United States notes outstanding in 1938 and 1939 and \$1,169,422 of Treasury notes of 1890 outstanding in 1938 and \$1,166,472 outstanding in 1939. Treasury notes of 1890 are also secured by silver dollars in the Treasury.

Current cash assets and liabilities of the Treasury, June 30, 1938 and 1939, and changes during the year—Continued

	June 30, 1938	June 30, 1939	Increase or decrease (—)
GENERAL FUND			
Assets:			
In Treasury offices:			
Gold (as above).....	\$283,021,438.99	\$558,343,602.24	\$275,322,163.25
Silver (as above).....	31,578,800.33	29,047,161.01	—2,531,639.32
Other coin, currency, and bullion.....	512,772,809.31	606,295,197.09	93,522,387.78
In depository banks, reserve banks, and treasury of Philippine Islands.....	1,588,811,741.36	1,874,567,730.09	285,755,988.73
Unclassified, collections, etc.....	2,832,940.23	18,374,344.27	15,541,404.04
Total.....	2,419,017,730.22	3,086,628,034.70	667,610,304.48
Liabilities	203,099,817.22	248,402,502.18	45,302,684.96
Balance in General Fund.....	2,215,917,913.00	2,838,225,532.52	622,307,619.52
Balance of increment resulting from reduction in weight of the gold dollar.....	141,900,194.61	142,379,204.93	479,010.32
Seigniorage ¹.....	446,038,793.66	536,306,220.68	90,267,427.02
Working balance.....	1,627,978,924.73	2,159,540,106.91	531,561,182.18
Balance in General Fund.....	2,215,917,913.00	2,838,225,532.52	622,307,619.52

¹ This item represents the difference between the cost value and the monetary value of silver bullion revalued and held to secure the silver certificates issued on account of silver acquired under the Silver Purchase Act of 1934 and under the President's proclamation dated Aug. 9, 1934.

SECURITIES OWNED BY THE UNITED STATES AND PROPRIETARY INTEREST IN GOVERNMENTAL CORPORATIONS AND CREDIT AGENCIES

Securities owned

The United States owns various securities representing foreign obligations, capital stock, bonds, etc., of governmental corporations and agencies, and indebtedness to the Government by railroads, farmers, shipowners, and others. As of June 30, 1939, the face value of these securities amounted to \$15,125,070,254.78, a net decrease of \$441,234,289.07 from June 30, 1938. The changes in the various accounts which resulted in this decrease are shown in the table on page 60 of this report. A statement of securities owned by the United States Government is published in conjunction with the monthly statement of the Public Debt of the United States. A copy of this statement as of June 30, 1939, is shown on page 491 of this report.

In accordance with the act approved February 24, 1938, the Secretary of the Treasury canceled obligations of the Reconstruction Finance Corporation during the fiscal year amounting to \$20,644,538.85, representing expenditures previously made by the Corporation as shown in the following table:

Obligations canceled to June 30, 1938.....		\$2,691,307,833.72
Canceled during the fiscal year 1939:		
Federal Housing Administrator (sec. 4 of National Housing Act).....	\$12,025,000.00	
Stock of Disaster Loan Corporation (act approved Feb. 11, 1937).....	8,000,000.00	
Expenses of regional agricultural credit corporations (sec. 201 (e) of Emergency Relief and Construction Act of 1932; sec. 33 of Farm Credit Act of 1937).....	618,275.74	
Relief (Federal Emergency Relief Act of 1933).....	1,263.11	
		20,644,538.85
Total to June 30, 1939.....		2,711,952,372.57

The evidences of indebtedness and capital stock of various agencies acquired by the Reconstruction Finance Corporation in connection with the above disbursements were transferred to the Secretary of the Treasury as required by section 1 (b) of the act of February 24, 1938.

Proprietary interest in governmental corporations and credit agencies

The statement of securities owned by the United States is based upon the face or par amount of the securities held by the United States. The amounts of assets behind the securities, however, may be either greater or smaller than the face or par amount of the securities, as losses or gains from operation of the agencies have taken place or as assets have been spent pursuant to congressional authorization.

In order to reflect the amount of the Government's interest in governmental corporations and credit agencies, the Treasury compiles a "Combined statement of assets and liabilities of governmental corporations and credit agencies of the United States," which is published in the daily Treasury statement at the end of each month. This statement shows the amount and classification of the assets and liabilities of the various agencies, the privately owned proprietary interest in such agencies, and the proprietary interest of the United States. The statement as of June 30, 1939, appears on page 494, and a summary table of the Government's proprietary interest in such agencies as of June 30, 1929 to 1939, inclusive, is contained on page 501 of this report.

SECURITIES GUARANTEED BY THE UNITED STATES

Certain governmental corporations and agencies are authorized to issue bonds and other obligations which are guaranteed as to the payment of principal and interest by the United States. These bonds and obligations are classified as contingent liabilities of the United States. They are primarily the obligations of the issuing agencies, and the assets of such agencies are to be used for their payment.

The Treasury has made available to the governmental corporations and credit agencies, authorized to issue obligations guaranteed as to principal and interest by the United States, all of its facilities for the issuance, redemption, etc., of public debt obligations of the United States, so that such corporations and agencies desiring to do so can arrange to have their obligations serviced through Treasury facilities. As a result of this policy the Secretary of the Treasury during the fiscal year 1939 has made available the facilities of the Department to handle the issuance to the public of obligations of

the Reconstruction Finance Corporation, the United States Housing Authority, and the Home Owners' Loan Corporation, as follows:

	<i>Amount</i>
Reconstruction Finance Corporation, 3½% notes, series N.....	\$211,460,000
Reconstruction Finance Corporation, 3½% notes, series P.....	1 298,139,000
Reconstruction Finance Corporation, 3½% notes, series R.....	310,090,000
United States Housing Authority, 3½% notes, series B.....	114,157,000
Home Owners' Loan Corporation, 3½% bonds, series K-1940.....	1 127,867,400
Home Owners' Loan Corporation, 3½% bonds, series L-1941.....	1 191,801,900
Home Owners' Loan Corporation, 1½% bonds, series M-1945-47.....	2 732,973,800

1 Issued in exchange for other securities.

2 All but \$45,903,000 issued in exchange for other securities.

Copies of the offering circulars and the announcements of subscriptions and allotments will be found as exhibits 14 to 25 on pages 264 to 275.

The Government's contingent liability on this class of obligations increased from \$4,878,133,006.88 on June 30, 1938, to \$5,469,591,592.47 on June 30, 1939. A summary statement of these obligations and of certain other contingent liabilities of the United States as of June 30, 1938 and 1939, appears on page 61, and a detailed statement of contingent liabilities as of June 30, 1939, will be found on page 482.

MONETARY DEVELOPMENTS

On December 31, 1938, the President issued a proclamation modifying the proclamation of December 21, 1933, as modified. This action extended until June 30, 1939, the period for receipt of newly mined domestic silver and, with respect to silver mined between January 1, 1938, and June 30, 1939, continued the 50 percent deduction for seigniorage and services performed by the Government, thus permitting the return to the depositor of approximately 64.64 cents per troy ounce. The December 31, 1938, proclamation appears as exhibit 29 on page 282.

On December 19, 1938, the Secretary of the Treasury announced that the arrangement announced July 9, 1937, under which the Central Bank of China had been enabled, under conditions which safeguarded the interests of both countries, to obtain dollar exchange for stabilization purposes, had been extended for a further period beyond December 31, 1938. The announcement of the Secretary appears as exhibit 30 on page 283.

The assets and liabilities of the exchange stabilization fund as of June 30, 1938, and June 30, 1939, together with schedules showing the location of gold held by and for account of the fund, earnings, investments, and administrative expenses, are shown in table 49 beginning on page 489 of this report.

By an act of Congress approved June 30, 1939, the second paragraph of section 16 of the Federal Reserve Act, as amended, was amended to extend to June 30, 1941, the period during which direct

obligations of the United States might be used as collateral security for Federal Reserve notes. A copy of the act appears as exhibit 31 on page 283.

EMERGENCY LEGISLATION

During the fiscal year 1939 further appropriations and allocations of funds were made for the purpose of continuing the Federal program to furnish relief and work relief and to aid recovery.

By an act approved March 4, 1939 (Public No. 2), the Reconstruction Finance Corporation was authorized to continue its operations until the close of business on June 30, 1941. Authority was also given by that act for its obligations to mature beyond the ten year period of succession of the Corporation. On June 30, 1939, the amount of capital stock and obligations that the Corporation was authorized to have outstanding at any one time was \$3,301 millions, exclusive of certain indefinite authorizations for which there is no statutory limitation as of that date; the Corporation had notes outstanding aggregating \$1,063 millions, of which \$243 millions were held by the Treasury. This figure does not include the original \$500 millions of the Corporation's capital stock purchased by the Treasury.

The act of March 4, 1939, also authorized the Electric Home and Farm Authority to continue its operations until the close of business on June 30, 1941; increased the capital stock authorization of the Disaster Loan Corporation from \$20 millions to \$40 millions, and extended the authority of the Disaster Loan Corporation to make loans on account of floods and other catastrophes in the years 1939 and 1940.

Authority was given by an act of March 4, 1939 (Public No. 3), to the Commodity Credit Corporation and to the Export-Import Bank of Washington to continue their operations until the close of business on June 30, 1941. The amount of obligations which the Commodity Credit Corporation was authorized to have outstanding was by that act increased from \$500 millions to \$900 millions. The act also provided that the Export-Import Bank shall not have outstanding at any one time loans or other obligations to it in excess of \$100 millions, the capital for which the Reconstruction Finance Corporation may continue to supply through loans or by subscriptions to preferred stock.

A joint resolution approved February 4, 1939 (Pub. Res. No. 1), added to the amount appropriated to the Works Progress Administration for work relief and relief by the Emergency Relief Appropriation Act of 1938 the sum of \$725 millions, of which \$15 millions might be used for direct relief; and increased the amount which might be allocated to other Federal departments from \$60 millions to \$88 millions. This appropriation was later supplemented by an additional

appropriation of \$100 millions by a joint resolution approved April 13, 1939 (Pub. Res. No. 10), making the total appropriations to the Works Progress Administration \$2,250 millions for the fiscal year 1939.

The Emergency Relief Appropriation Act of 1939, approved June 30, 1939, provided direct appropriations for relief and for work relief on useful public projects for the fiscal year 1940. An appropriation of \$1,477 millions was made to the Work Projects Administration, which replaced the Works Progress Administration as of July 1, 1939, together with balances of appropriations to the Works Progress Administration under the Emergency Relief Appropriation Act of 1938 and the joint resolutions of February 4 and April 13, 1939, which remained unobligated on June 30, 1939. Provision was made whereby not more than three-fourths of the total cost of all non-Federal projects, approved after January 1, 1940, should be borne by the United States and not less than one-fourth should be borne by the States and their political subdivisions. The Commissioner of Work Projects was authorized to allocate not to exceed \$60 millions to other Federal agencies for work relief projects.

In addition to the appropriation for relief and work relief, the act appropriated the following sums, together with certain unexpended balances:

National Youth Administration	\$100,000,000
Department of Agriculture	143,000,000
Puerto Rico Reconstruction Administration, Department of Interior	7,000,000
Bureau of Indian Affairs, Department of Interior	1,350,000
United States Employees' Compensation Commission	5,250,000
Other agencies for administrative expenses	22,000,000
Total	278,600,000

The table on page 422 shows the financial status of appropriations provided in the Emergency Relief Appropriation Acts of 1935, 1936, 1937, and 1938 as of June 30, 1939. As shown in the table, only about \$5 millions of the \$11,176 millions appropriated or made available under these acts remained unallocated on June 30, 1939.

REVENUE LEGISLATION

Revenue legislation enacted during the fiscal year 1939 included the Internal Revenue Code, the Public Salary Tax Act of 1939, the Revenue Act of 1939, and amendment of the excess-profits tax on profits from certain governmental contracts for aircraft.

Internal Revenue Code

The Internal Revenue Code, approved February 10, 1939, codifies and enacts into absolute law all general laws of the United States and parts of such laws relating exclusively to internal revenue in force on January 2, 1939, and, effective February 11, 1939, repeals all laws codified therein to the extent they relate exclusively to the internal

revenue, with appropriate saving clauses to preserve all accrued liabilities, both civil and criminal, and the necessary enforcement machinery. It does not repeal or otherwise affect acts of Congress passed since January 2, 1939. So far as such acts vary from or conflict with any provision of the Code, they have effect as subsequent statutes and as repealing any portion of the Code inconsistent with them.

The Internal Revenue Code is the first codification as absolute law of the Federal statutes relating to the internal revenue since the Revised Statutes of the United States approved June 22, 1874, although Congress by the act of June 30, 1926, authorized the publication of what is known as the United States Code, Edition of 1925, to have effect as *prima facie* law only. A second edition of the United States Code was published in 1935 and is known as the Edition of 1934. In both editions title 26 thereof covered the then existing laws relating to the internal revenue.

The Internal Revenue Code approved February 10, 1939, was prepared by the Staff of the Joint Committee on Internal Revenue Taxation with the assistance of the Treasury Department and the Department of Justice.

Public Salary Tax Act of 1939

The Public Salary Tax Act of 1939, approved April 12, 1939, subjects to the Federal income tax for taxable years beginning after December 31, 1938, the compensation of officers and employees of States and political subdivisions, agencies, and instrumentalities, and the compensation of judges of courts of the United States who took office on or before June 6, 1932; eliminates the exemption from Federal income tax of compensation of teachers employed in Alaska or Hawaii, or any political subdivision thereof; and consents to the taxation of compensation, received after December 31, 1938, of Federal officers and employees by any duly constituted taxing authority having jurisdiction to tax such compensation, if the tax is not discriminatory.

The act also contains provisions for preventing the taxation, for taxable years beginning prior to January 1, 1939, of the compensation of certain State and local officers and employees, and of certain judges of courts of the United States who took office on or before June 6, 1932.

A copy of the Public Salary Tax Act of 1939 is shown as exhibit 32, on page 283.

Revenue Act of 1939

The Revenue Act of 1939, approved June 29, 1939, extends for 2 years the temporary excise taxes, the 3-cent postal rate on non-

local, first-class mail, and the power of the President to modify postage rates on other than first-class matter; changes the corporation income tax rates and the treatment of corporation capital losses; permits all taxpayers to carry over their net operating business losses for a period of 2 years; allows corporations to increase their capital stock valuations for the fiscal years ending June 30, 1939, and June 30, 1940, but not to decrease such valuations; amends the basis for the tax on toilet preparations; and makes certain administrative changes.

Extension of temporary taxes, etc.—The Revenue Act of 1939 amends sections 1700 (a) (1), 1801, 1802, 3403 (f) (1), 3452, 3460 (a), 3465, 3481 (b), and 3482 of the Internal Revenue Code, section 1001 (a), as amended, of the Revenue Act of 1932, and section 2, as amended, of the act entitled "An act to extend the gasoline tax for one year, to modify postage rates on mail matter, and for other purposes," approved June 16, 1933, by substituting "1941" for "1939" in the aforementioned sections. The taxes which are continued in effect until June 30 or July 31, 1941, by this amendment include: (1) Various manufacturers' excise taxes, except the tax on firearms, shells, and cartridges, which is made a permanent tax by the 1939 act; (2) import taxes on coal, petroleum and derivatives, lumber, and copper; and (3) miscellaneous taxes on telegraph, telephone, cable, and radio facilities, transportation of oil by pipe line, and stamp taxes on bond transfers and deeds of conveyance. In addition, the 1939 act continues in effect until June 30, 1941, the higher rates of stamp taxes on issues of bonds, debentures, or certificates of indebtedness, issues of capital stock, and transfer or sale of capital stock, and the lower exemption for the tax on admissions enacted under the Revenue Act of 1932; and the 3-cent postal rate on non-local, first-class mail and the authorization for the President to proclaim a modification of postage rates on other than first-class matter.

Corporation income tax rates.—Under the Revenue Act of 1938, for taxable years beginning after December 31, 1937, and before January 1, 1940, corporations with net incomes of more than \$25,000 are subject to a tentative tax of 19 percent of the adjusted net income. This tentative tax is reduced by the sum of (a) 16½ percent of the credit for dividends received and (b) 2½ percent of the dividends paid credit, but not to exceed 2½ percent of the adjusted net income. For taxable years beginning after December 31, 1939, the Revenue Act of 1939 eliminates the undistributed profits tax which was retained in the 1938 act for corporations with net incomes of more than \$25,000, and imposes on corporations with normal-tax net income of more than \$25,000 a flat rate of 18 percent. Corporations with normal-tax net incomes of \$25,000 or less are taxed at rates graduated from 12½ percent of normal-tax net income not in excess of \$5,000 to 16 percent

of the amount thereof in excess of \$20,000. An alternative tax is provided for corporations with normal-tax net incomes of slightly more than \$25,000 in order to effectuate a proper transition between the tax on corporations with normal-tax net incomes of \$25,000 and less and those with more than \$25,000.

The size classification of corporations for tax purposes in the 1939 act is based upon normal-tax net income, whereas in the 1938 act it was based upon net income. Normal-tax net income is net income less credits for (1) interest on certain obligations of the United States and Government corporations and (2) dividends received.

Banks, insurance companies, China Trade Act corporations, and domestic corporations deriving a large portion of their gross income from sources within the United States are taxed under the 1939 act at the same rates as other corporations instead of the 16½ percent rate imposed by the 1938 act, that is, such corporations with normal-tax net incomes of \$25,000 or less are taxed at the graduated rates applicable to small corporations while those with normal-tax net incomes of more than \$25,000 are taxed either under the notch provision or at a flat rate of 18 percent, whichever method results in the lesser tax.

The tax rate on resident foreign corporations is decreased by the 1939 act from 19 percent to 18 percent and the rate on mutual investment companies is increased from 16½ percent to 18 percent.

The major tax rate changes made in the corporation income tax by the Revenue Act of 1939 and the rates which they superseded, together with legal citations and effective dates, are shown in exhibit 33, on page 286.

Corporate capital losses.—Under the Revenue Acts of 1934 to 1938 the deduction for capital losses of corporations is limited to \$2,000 plus capital gains. The Revenue Act of 1939 repeals this limitation except with respect to personal holding companies and foreign personal holding companies.

The 1939 act makes a distinction between short- and long-term capital gains and losses of corporations. Short-term capital gains and losses are those realized from the sale or exchange of capital assets held eighteen months or less; and long-term capital gains and losses are those realized from the sale or exchange of capital assets held for more than eighteen months. Under the 1939 act short-term losses of corporations are accorded the same treatment as the 1938 act provides for such losses of individuals, that is, short-term losses are allowed only to the extent of short-term gains but losses disallowed in one year (to an amount not exceeding net income) may be carried forward and applied against gains from such transactions in the succeeding taxable year. Long-term losses are allowed in full against ordinary net income for the taxable year in which the loss was realized. Short- and long-term gains are treated the same as other income. The

capital loss provisions for corporations are applicable only with respect to taxable years beginning after December 31, 1939.

Net operating losses.—The Revenue Act of 1939 provides a net operating business loss carry-over for a period of 2 years applicable to individuals, members of a partnership, estates and trusts, and participants in a common trust fund, as well as to corporations. This provision takes effect with respect to taxable years beginning after December 31, 1939, the net operating loss carry-over applying to net operating losses occurring in 1939 and subsequent years. The net loss carry-over provision does not apply to personal holding companies and foreign personal holding companies, mutual investment companies, and (for purposes of the surtax) corporations subject to the surtax on improper accumulation of surpluses.

Capital stock tax.—The Revenue Act of 1938 provided for a new declaration of the value of capital stock for the year ended June 30, 1938, and each third year thereafter. To relieve corporations that were unable to forecast their profits accurately for the period 1938 to 1940 from heavy liability under the excess-profits tax the 1939 act permits corporations to increase their capital stock valuations for the fiscal years ending June 30, 1939, and June 30, 1940, but not to decrease such valuations for these years. For the fiscal year ending June 30, 1941, corporations are entitled under the existing law to make a new declaration either lowering or raising their capital stock value.

For the fiscal year 1939 the Treasury, by amendment of the regulations, has extended the filing date for the capital stock tax from July 1 to August 31, 1939 (T. D. 4911).

Administrative and other changes.—Other changes made by the Revenue Act of 1939 include:

- (1) Provision permitting corporations to undertake bona fide business reorganizations without being subject to taxation immediately upon such reorganization by reason of the assumption by one corporation of the debts of the other in the process of reorganization.

- (2) Provision validating Treasury regulations requiring that, where a nontaxable stock dividend is declared, the basis of the original shares is to be apportioned between the original share and the dividend stock for the purpose of determining capital gain or loss on the sale or exchange of such shares.

- (3) Provision for a corporation to obtain discharge of its indebtedness evidenced by bonds, debentures, notes, certificates, or other evidences of indebtedness in existence on June 1, 1939, without the recognition of gain if (a) the corporation consents to Treasury regulations providing for adjustment of basis of the corporation's property and (b) the corporation establishes to the satisfaction of the Commissioner or presents a certification by any Federal agency authorized to

make loans or having regulatory power over the corporation that such corporation was in an unsound financial condition at the time of the discharge of such indebtedness. This provision is applicable only to discharges of indebtedness occurring after June 29, 1939, in a taxable year beginning after December 31, 1938, and before January 1, 1943.

(4) Modification of the limitations on the foreign tax credit to provide American taxpayers full credit for the taxes paid to a foreign country on their foreign income in instances where the foreign rates do not exceed those imposed by the United States and disallowance of the foreign tax credit for the tax imposed under section 102 of the Internal Revenue Code on corporations improperly accumulating surplus to avoid surtax on their shareholders.

(5) An amendment postponing for one year to the taxable year beginning after January 1, 1940, the effective date when revocable employees' trusts become taxable.

(6) Extension of the option of adopting the last-in-first-out method of taking inventory of goods to all taxpayers (regardless of the business in which engaged) who apply for it and use the method consistently. Under the 1938 act this optional method was permitted only to tanners and producers and processors of nonferrous metals.

(7) Provision for special treatment of compensation for personal services rendered by an individual over a period of five calendar years or more and which is paid only on the completion of such services so that the tax attributable to such compensation shall not be more than the aggregate taxes would have been if the income had been received in equal portions in each of the years in the period.

(8) Extension of the time from January 1, 1940, to January 1, 1941, during which certain transactions pursuant to orders of the Securities and Exchange Commission in furtherance of the policies of section 11 of the Public Utility Holding Company Act of 1935 are to be treated as tax-free exchanges.

(9) Broadening of the provisions with respect to charitable contributions so as to allow deductions to individuals and corporations for charitable contributions made to possessions of the United States and charities in such possessions.

(10) Provision giving taxpayers election to treat amounts received as loans from the Commodity Credit Corporation as income for the taxable year in which such loans are received; and provision requiring adjustment of basis where such election has been made.

(11) Extension of the privilege to file consolidated returns to certain Pan-American trade corporations including the parent corporation. The consolidated return is permitted only if the parent corporation is domestic, is engaged in the active conduct of trade or business within the United States, owns 100 percent of the capital stock of one or more Pan-American trade corporations, each of which is a

domestic corporation engaged solely in the active conduct of a trade or business in Central or South America, provided not more than 20 percent of the gross income of the parent corporation for the taxable year is derived from investment income, not more than 10 percent of the gross income of each of the Pan-American trade corporations for the taxable year is derived from investment income, and no part of the gross income of any one of the Pan-American trade corporations for the taxable year is derived from United States sources.

(12) Provision that a general tax lien is not valid with respect to securities as against any mortgagee, pledgee, or purchaser of such securities, for an adequate and full consideration in money or in money's worth, if at the time of the mortgage, pledge, or purchase the mortgagee, pledgee, or purchaser is without notice or knowledge of the existence of the lien, even though notice of lien has been filed as provided by law.

(13) Provision that the stamp tax shall not be imposed on transfers of capital stock delivery or transfer of stock by an executor to a distributee if the value of such stock is shown to the satisfaction of the Commissioner to be not greater than the amount of tax that would otherwise be imposed on such delivery or transfer.

(14) Provision for a credit against the Federal estate tax on account of death taxes paid to any possessions of the United States.

(15) Provision relieving attorneys who advise with respect to the formation or organization of foreign companies from the requirement to file returns regarding such advice or information received in the attorney-client relationship.

(16) Provision for making unlawful the sale of information derived from income tax returns and providing penalty therefor.

(17) Extension of the date for filing claims of amounts collected under the Agricultural Adjustment Act from July 1, 1937, to January 1, 1940.

(18) In the case of articles subject to the tax on toilet preparations, a redefinition of the concept of an arms-length transaction and of the sales price constituting the basis for the tax.

Governmental contracts for aircraft

Section 14 of the act, approved April 3, 1939, to provide more effectively for the national defense by carrying out the recommendations of the President in his message of January 12, 1939, to the Congress, amends section 3 of the Vinson Act (48 Stat. 505), as amended by the act of June 25, 1936 (49 Stat. 1926), to provide in effect for an excess-profits tax of 100 percent of all profit in excess of 12 percent of the total contract prices for the construction and/or manufacture of any complete aircraft or portion thereof for either

the Army or the Navy. Formerly the tax was, in effect, 100 percent of the profit in excess of 10 percent of the contract price, and it applied only to Navy contracts. Section 14 further provides that if there is a net loss on such contracts or subcontracts for the construction of aircraft, such net loss or deficiency in profit shall be allowed as a credit in determining the excess profit, if any, during the next succeeding 4 income taxable years, and the method of ascertaining the amount of excess profit, initially fixed, shall be determined on or before June 30, 1939.

ESTIMATES OF RECEIPTS

The Secretary of the Treasury is required each year to prepare and submit in his annual report to Congress estimates of the public revenue for the current fiscal year and for the fiscal year next ensuing (Public No. 129, February 26, 1907). These estimates are now made in December of each year.

Inasmuch as the tax revenue from practically every major source is directly dependent, although in varying degree, upon business conditions during the period in respect of which the taxes are levied, it is necessary to forecast the general business situation for a period ending approximately 18 months later. This forecast is based upon the analysis of a wide variety of financial and other economic data and includes a forecast of the direction and the magnitude of the movements of industrial production, profits, security and commodity prices, employment, payrolls, and other components of business activity. In view of the well-recognized uncertainty involved in forecasting the various phases of business activity, accentuated this year by the international situation, such forecasts, and the concomitant estimates of future revenues, may be revised from time to time to take account of changed economic conditions.

Upon these business forecasts depend the estimates of the aggregate amounts of corporation and individual incomes as well as the distribution of such incomes among various income classes, and the volume of consumption of commodities upon which taxes are levied. Consideration must be given to the fact that changes in the various indicators of business activity are not reflected immediately or in direct proportion in the various sources of revenue. Thus, in periods of rising business activity profits and taxable incomes rise more than proportionately to the increase in the volume of business because of the relative inflexibility of certain costs. In addition, consideration is given to the fact that the increase in the amount of income tax collections which will result from a given increase in individual incomes is accentuated under a progressive rate schedule because not only is the individual taxpayer's income greater but also the taxpayer pays a larger percentage of the higher income as income tax.

Changes in business conditions, in the amounts of income, and in the volume of consumption and importation of commodities are reflected more immediately in the receipts from some taxes than from others because of the variation in the method of collection of the taxes. For example, many of the miscellaneous internal revenue taxes are collected each month on the tax liabilities of the previous month. However, collections from taxes such as the estate and gift taxes and the tax under the Federal Unemployment Tax Act, formerly title IX of the Social Security Act, are made upon liabilities of a much earlier period and therefore do not respond as promptly to changes in general business conditions.

The lag between the time income is received by taxpayers and the time of receipt of income taxes based upon such incomes is particularly important in its effect upon total tax receipts in any given year. Thus, in general, the changes in incomes in the calendar year 1939 will not be reflected in income tax receipts until the income tax returns are filed on or before March 15, 1940. Because of the privilege of making quarterly installment payments of these tax liabilities, the collections will be received throughout the calendar year 1940, thus falling into the receipts of the fiscal years 1940 and 1941. Hence the estimated current income tax receipts, both corporation and individual, for the fiscal year 1940 are made up partly from payments on calendar year 1938 incomes and partly from payments on calendar year 1939 incomes. Similarly, fiscal year 1941 estimates of income tax receipts include payments based upon the incomes of each of the calendar years 1939 and 1940.

In presenting the revenue estimates in the following statement an adjustment has been made in the total to reflect the changes brought about by the recent amendments to the Social Security Act. There has been created on the books of the Treasury the "Federal old-age and survivors insurance trust fund," to which is to be transferred on January 1, 1940, the amounts standing to the credit of the old-age reserve account. For the fiscal year 1941 and each subsequent fiscal year there is appropriated to the fund an amount equivalent to 100 per centum of the taxes received under the Federal Insurance Contributions Act, with the proviso that the estimated administrative expenses of the Treasury and the Social Security Board with respect to the collection of taxes and the payments from the fund shall be repaid to the Treasury. In order to show the amount of revenue applicable to the general expenditures of the Government there has been deducted from the gross receipts a sum equivalent to the net appropriation to the Federal old-age and survivors insurance trust fund. For comparable purposes there has been deducted from the gross receipts in 1940 and 1939 the amount transferred to trust funds under the old-age reserve account. The detailed analysis set

forth below is based on total revenues and receipts and not on the net amount after adjustment.

Total revenues and receipts, general and special accounts, are estimated (on daily Treasury statement basis, unrevised) in the amounts of \$5,704 millions for the fiscal year 1940 and \$6,151 millions for the fiscal year 1941. The estimated amount of total receipts in the fiscal year 1940 represents an increase of \$36 millions over total receipts of \$5,668 millions in the fiscal year 1939, while the estimated amount of total receipts in the fiscal year 1941 represents an increase of \$447 millions over the estimated total receipts for the fiscal year 1940.

Estimated receipts in the fiscal years 1940 and 1941 and actual receipts in the fiscal year 1939 are presented in summary form in the table on page 32. A more detailed tabulation of receipts and estimates is shown in table 21 on pages 404 to 415.

Fiscal year 1940

It is estimated that fiscal year 1940 receipts will amount to \$5,704 millions, which is \$36 millions more than the actual receipts of \$5,668 millions in the fiscal year 1939. Although the two totals are of approximately equal magnitude, the relative importance of the major sources of revenue differs in each of the two years as is shown in the following tabulation:

Percentage distribution of total revenues and receipts in the fiscal years 1939 and 1940

Source	Actual, 1939	Estimated, 1940
Internal revenue:		
Income taxes.....	38.5	34.3
Tax on unjust enrichment.....	.1	.1
Miscellaneous internal revenue taxes.....	39.4	41.3
Employment taxes.....	13.1	14.5
Total internal revenue.....	91.1	90.2
Railroad Unemployment Insurance Act.....		.1
Customs.....	5.6	4.9
Miscellaneous revenues and receipts.....	3.3	4.8
Total.....	100.0	100.0

The two principal items of decrease are the estimated revenues from income taxes and from customs. The decrease in the estimated income tax receipts in the fiscal year 1940 is explained not only by the virtual repeal of the undistributed profits tax which decreased dividend distributions, but also by the generally lower income levels in the calendar year 1939 as contrasted with the calendar year 1937. The customs estimate is lowered because of the effect of the war on international trade. The increases in other taxes, the yield from which

Actual receipts in the fiscal year 1939 and estimated receipts in the fiscal years 1940 and 1941

[In millions of dollars]

General and special accounts	Actual, 1939	Estimated, 1940	Estimated, 1941
1. Internal revenue:			
(1) Income taxes:			
Corporation, current.....	963.3	865.0	1,074.0
Individual, current.....	937.4	810.0	950.0
Back taxes.....	250.6	260.0	255.0
Excess-profits tax.....	27.1	18.0	23.0
Total income taxes (collection basis).....	2,178.4	1,953.0	2,302.0
Adjustment to daily Treasury statement basis (unrevised).....	+3.9		
Total income taxes (daily Treasury statement basis, unrevised).....	2,182.3	1,953.0	2,302.0
(2) Tax on unjust enrichment (daily Treasury statement basis, unrevised).....	6.5	6.0	4.0
(3) Miscellaneous internal revenue:			
Capital stock tax.....	127.2	132.3	136.6
Estate tax.....	332.3	337.7	328.8
Gift tax.....	28.4	33.0	33.0
Alcoholic beverage taxes.....	587.6	615.5	647.3
Tobacco taxes.....	579.8	615.3	664.0
Stamp taxes.....	41.1	40.6	45.9
Manufacturers' excise taxes.....	396.9	433.7	471.9
Miscellaneous taxes.....	143.6	148.1	154.7
Total miscellaneous internal revenue (collection basis).....	2,236.9	2,356.2	2,482.2
Adjustment to daily Treasury statement basis (unrevised).....	-4.9		
Total miscellaneous internal revenue (daily Treasury statement basis, unrevised).....	2,232.0	2,356.2	2,482.2
(4) Employment taxes:			
Taxes on employment by other than carriers:			
Federal Insurance Contributions Act.....	530.4	598.6	632.5
Federal Unemployment Tax Act.....	100.9	104.8	93.9
Total.....	631.2	703.4	726.4
Taxes on carriers and their employees (chap. 9, subchap. B, of the Internal Revenue Code).....	109.3	123.7	135.0
Total employment taxes (daily Treasury statement basis, unrevised).....	740.5	827.1	861.4
Total internal revenue (daily Treasury statement basis, unrevised).....	5,161.2	5,142.3	5,649.6
2. Railroad Unemployment Insurance Act (daily Treasury statement basis, unrevised).....		5.0	6.8
3. Customs (daily Treasury statement basis, unrevised).....	318.8	283.0	273.0
4. Miscellaneous revenues and receipts (daily Treasury statement basis, unrevised).....	187.8	273.5	221.4
Total receipts, general and special accounts (daily Treasury statement basis, unrevised).....	5,667.8	5,703.8	6,150.8
Deduct:			
(1) Net appropriation for Federal old-age and survivors insurance trust fund, representing an amount equal to taxes collected and deposited under the Federal Insurance Contributions Act less reimbursement to General Fund for administrative expenses.....			602.8
(2) For purposes of comparison, net transfers to old-age reserve account (trust fund).....	503.0	537.4	
Net receipts, general and special accounts (daily Treasury statement basis, unrevised).....	5,164.8	5,166.4	5,548.0

NOTE.—Figures are rounded to nearest tenth of a million and will not necessarily add to totals. For complete details, see table 21 on pp. 404 to 415.

responds more quickly to improvement in business than do the income tax receipts, are estimated to more than offset the estimated decrease in receipts of income taxes and customs.

Income taxes.—Whereas the \$2,182 millions of income taxes collected in the fiscal year 1939 represent in part collections of liabilities on incomes in the calendar year 1937 and in part collections of liabilities on incomes in the calendar year 1938, the estimate of \$1,953 millions for the fiscal year 1940 represents in part collections of liabilities on incomes in the calendar year 1938 and in part collections of liabilities on incomes in the calendar year 1939. Thus, a portion of the liabilities for the calendar year 1938 appears in each fiscal year's collections.

The principal components of the decrease of \$229 millions in the estimated income tax collections for the fiscal year 1940, as compared with actual income tax collections in the fiscal year 1939, are the estimates of decrease of \$98 millions in the current corporation income tax collections and of \$127 millions in the current individual income tax collections. These decreases are attributable not only to the higher level of incomes in the calendar year 1937 as contrasted with the estimated incomes in the calendar year 1939, but also to legislative changes. Receipts in the fiscal year 1939 partly reflect collections in respect of calendar year 1937 liabilities when the undistributed profits tax of the Revenue Act of 1936 was in force and partly reflect the legislative changes made by the Revenue Act of 1938 wherein the undistributed profits tax was practically eliminated and the more liberal treatment of capital gains and losses was enacted. The changes made by the Revenue Act of 1938 are fully reflected in fiscal year 1940 estimates. The Public Salary Tax Act of 1939, effective beginning with calendar year 1939 incomes and tending to increase individual income tax collections, will be only partially reflected in fiscal year 1940 receipts. The income tax provisions of the Revenue Act of 1939 will not affect fiscal year 1940 receipts to any appreciable extent.

Minor changes are expected in the other two components of the estimate of income taxes for the fiscal year 1940. Back taxes for the fiscal year 1940 are now estimated at \$260 millions, an increase of \$9 millions over the actual back income tax collections for the fiscal year 1939. Excess-profits taxes for the fiscal year 1940 are estimated at \$18 millions, a decrease of \$9 millions or 33½ percent from the actual receipts of \$27 millions in the fiscal year 1939. There are two main reasons for this estimated decline. The excess-profits tax estimate should be considered in conjunction with the estimate for capital stock tax since one is the complement of the other. Corporations may declare any desired value of capital stock at periods designated in the law and must pay a capital stock tax of \$1 per \$1,000

of the capital stock valuation so declared. Earnings in excess of 10 percent of such capital stock declaration are subject to the excess-profits tax and corporations therefore have a strong incentive to declare a sufficiently high value of their capital stock so that they will not be subject to the excess-profits tax.

The excess-profits tax is collected at the same time and in the same manner as is the income tax. The excess-profits tax collections based on calendar year 1938 incomes are common to the collections for the fiscal years 1939 and 1940. The incomes of the calendar year 1937 were higher than those estimated for the calendar year 1939, so that the component of the fiscal year 1940 excess-profits tax estimate represented by calendar year 1939 earnings is estimated to be less than the component of calendar year 1937 earnings represented in fiscal year 1939 collections. Furthermore, whereas the excess-profits tax collected in respect of calendar year 1937 liabilities was based on a capital stock declaration made about 17 months prior to the close of the calendar year 1937, the collections in the fiscal year 1940 based on calendar year 1939 incomes reflect a capital stock declaration made in August 1939, about 4 months before the close of the calendar year. Because of the reduced time element, it is believed that corporations will be able to predict their 1939 net incomes more accurately than they did their 1937 net incomes, and thereby decrease the excess-profits tax on that year as compared with 1937 by more than the relative decrease in net incomes in the respective years.

Miscellaneous internal revenue.—Miscellaneous internal revenue receipts in the fiscal year 1940 are estimated at \$2,356 millions, an increase of \$124 millions, or 5.6 percent, over the receipts of \$2,232 millions in the fiscal year 1939. Each of the major groups of taxes on commodities is estimated to yield more revenue in the fiscal year 1940 than in the fiscal year 1939. One of the minor taxes on commodities, namely, the tax on toilet preparations, is expected to yield less revenue than was collected in the fiscal year 1939, due to the modification of this tax by the Revenue Act of 1939.

The capital stock tax for the fiscal year 1940 is estimated at \$132 millions, an increase of \$5 millions over the actual collections of \$127 millions for the fiscal year 1939. This estimated increase is due to a declaration of higher aggregate capital stock value in August 1939, as permitted by the Revenue Act of 1939, made in anticipation of increased corporate earnings for the calendar year 1939. Since receipts from this tax, which was generally payable on August 31, 1939, are concentrated largely in the first quarter of the fiscal year, the fiscal year 1940 estimate of capital stock tax receipts involves a smaller element of prediction than most of the other estimates.

Estate tax receipts in the fiscal year 1940 are estimated at \$338 millions, a slight increase over receipts in the fiscal year 1939. The

estimated increase is principally attributable to the tax on a single exceptionally large estate already received. Under the present law estate tax returns need not be filed until 15 months after the date of death, so that estate tax receipts have a marked lag in relation to business changes. The property valuations of estates whose tax returns will be filed during the fiscal year 1940 are expected to be comparable in magnitude with those of estates whose tax returns were filed during the fiscal year 1939. Hence, there is no material change in the expectation of fiscal year 1940 estate tax receipts as compared with the actual receipts for the fiscal year 1939. Estimated collections from the gift tax in the fiscal year 1940 are \$33 millions, an increase of \$5 millions over actual receipts in the fiscal year 1939.

Employment taxes.—Total employment taxes for the fiscal year 1940 are estimated at \$827 millions, an increase of \$87 millions over the \$740 millions receipts in the fiscal year 1939.

Receipts under the Federal Insurance Contributions Act, formerly title VIII of the Social Security Act, are estimated at \$599 millions as compared with \$530 millions in the fiscal year 1939, an increase of \$69 millions or 13 percent. The estimate of \$599 millions will be the highest figure attained since taxes were first received under this act in 1937. Since the rates of tax are the same in each year, the estimated increase in revenues is the result of an anticipated higher level of taxable pay rolls and a net increase in coverage brought about by the Social Security Act Amendments of 1939, approved August 10, 1939. The major changes in coverage under this act were the inclusion of service on American vessels, employees of member banks of the Federal Reserve System, individuals aged 65 and over, and the exclusion of certain groups of farm workers. Inasmuch as the inclusion of individuals aged 65 and over was made retroactive to January 1, 1939, taxes for five quarters' liabilities will be collected in the fiscal year 1940. The other major changes in coverage become effective January 1, 1940, so that the revenues from such coverage will be included in fiscal year 1940 receipts to the extent of only one quarter's liability. It should be noted that the Social Security Act Amendments of 1939 prevented the 50 percent increase in rates on January 1, 1940, which would have applied to pay rolls in the calendar years 1940, 1941, and 1942 in accordance with the original Social Security Act.

The Federal Unemployment Tax Act, formerly title IX of the Social Security Act, is expected to yield \$105 millions as compared with \$101 millions in the fiscal year 1939. Here again, as in the case of the Federal Insurance Contributions Act, the higher level of taxable pay rolls contributed toward the rise in estimated receipts. Another element making for higher receipts is the fact that this is the first time that all liabilities collected within a fiscal year are based

upon the 3 percent rate of tax. On the other hand, the Railroad Unemployment Insurance Act, placing employees of railroads under a separate unemployment compensation system, became effective July 1, 1939, and therefore such taxes upon railroads will not be included in Federal Unemployment Tax Act receipts as was the case heretofore. Generally speaking, the passage of the Social Security Act Amendments of 1939 does not affect receipts under this tax in the fiscal year 1940 because the amendments become effective on January 1, 1940, and payment of calendar year 1940 liabilities will be made partly in the fiscal year 1941 and partly in the fiscal year 1942.

The Carriers Taxing Act of 1937 is expected to return \$124 millions, a gain of \$15 millions over receipts of \$109 millions in the fiscal year 1939. This estimated increase results primarily from the anticipated higher level of railroad pay rolls in April 1939–March 1940, the period for which liabilities are paid in the fiscal year 1940, as compared with pay rolls in the corresponding period of the previous year. A relatively small part of the gain is attributable to the rise in the rate of tax from 2½ percent on both employees and employers on taxable compensation in the calendar year 1939 to 3 percent on both employees and employers on taxable compensation in the calendar year 1940. One quarter's tax liabilities will be collected at the 3 percent rate in the fiscal year 1940.

Railroad Unemployment Insurance Act.—Beginning July 1, 1939, carriers were required to pay contributions under the Railroad Unemployment Insurance Act (approved June 25, 1938) rather than under the Federal Insurance Contributions Act, formerly title IX of the Social Security Act. Ten percent of the contributions so received are to be deposited to the credit of the Railroad Unemployment Insurance Administration Fund. Although the new act will be in effect throughout the fiscal year 1940, receipts, which are estimated at \$5 millions, will include contributions covering only three quarters' liabilities because of the lag of one quarter in making payments of liabilities under this act.

Customs.—Customs receipts, including any import tax "levied, assessed, collected, and paid in the same manner as a duty imposed by the Tariff Act of 1930 and . . . treated as a duty," are expected to decline in the fiscal year 1940 to \$283 millions. This represents a decrease of \$36 millions from the actual receipts of \$319 millions in the fiscal year 1939. Because of the uncertainties in international trade due to the war, the estimated customs receipts do not bear the same relationship to domestic business conditions as in previous years.

Miscellaneous revenues and receipts.—Miscellaneous revenues and receipts in the fiscal year 1940 are estimated at \$274 millions, an increase of \$86 millions over actual receipts in the fiscal year 1939.

Fiscal year 1941

Fiscal year 1941 receipts are estimated at \$6,151 millions, an increase of \$483 millions over actual receipts in the fiscal year 1939 and of \$447 millions over the estimated receipts in the fiscal year 1940. Each of the broad classifications of revenue with the exception of customs and miscellaneous revenues and receipts contributes to the estimated increase in the fiscal year 1941 over the fiscal year 1940.

Income taxes.—Total income tax receipts for the fiscal year 1941 are estimated at \$2,302 millions, an increase of \$349 millions over estimated income tax receipts for the fiscal year 1940. The major income tax changes effected by the Revenue Act of 1939 will apply to incomes received in the calendar year 1940 and will therefore be reflected in income tax collections in the last half of the fiscal year 1941. The most important provisions of the Revenue Act of 1939 are those relating to the corporation tax rates, the more liberal treatment of corporate capital losses and the allowance of an operating loss carryover. The full effect of the Revenue Act of 1939 on incomes will not be reflected in tax receipts until the fiscal year 1943 because business losses incurred prior to the calendar year 1939 are not allowed as part of the two-year operating loss carryover.

The current corporation income taxes for the fiscal year 1941 are estimated at \$1,074 millions, an increase of \$209 millions over the estimated receipts for the fiscal year 1940. Since collections in respect of calendar year 1939 liabilities are common to the fiscal years 1940 and 1941, the increase in the estimates for the fiscal year 1941 as contrasted with the fiscal year 1940 reflects the forecast of larger corporate net incomes in the calendar year 1940 than obtained in the calendar year 1938.

Individual income tax receipts are estimated at \$950 millions, an increase of \$140 millions over the estimated receipts for the fiscal year 1940. This increase is chiefly accounted for by the expectation of generally higher incomes in the calendar year 1940 as contrasted with those in the calendar year 1938.

The excess-profits tax for the fiscal year 1941 is estimated at \$23 millions, an increase of \$5 millions over the estimate for the fiscal year 1940. The estimated higher calendar year 1940 income levels account for the estimated increase in the excess-profits tax revenues.

Tax on unjust enrichment.—The tax on unjust enrichment for the fiscal year 1941 is estimated at \$4 millions, a decrease of \$2 millions or 33½ percent from the \$6 millions estimated collections for the fiscal year 1940. Since this tax is a back tax, it is estimated that the revenues will decrease as the outstanding cases are settled.

Miscellaneous internal revenue.—Miscellaneous internal revenue receipts in the fiscal year 1941 are estimated at \$2,482 millions, an

increase of \$126 millions over the estimate for the fiscal year 1940. Although in general it is estimated that the receipts from the principal sources of miscellaneous internal revenue will continue to increase, a few minor sources of revenue are estimated to show decreases because of special situations.

The receipts from the capital stock tax for the fiscal year 1941 are estimated at \$137 millions, an increase of \$5 millions over the estimated receipts of \$132 millions for the fiscal year 1940. The increase is attributable to the fact that corporations are expected to declare higher capital stock values in 1940 when it is estimated corporate earnings will be higher than in the calendar year 1939.

Estate tax receipts in the fiscal year 1941 are estimated at \$329 millions, a decrease of \$9 millions from the estimated receipts in the fiscal year 1940. The decrease is caused by the exceptionally large tax from one estate which was received early in the fiscal year 1940. Gift tax receipts are estimated at \$33 millions, unchanged from the estimate of receipts from this tax for the fiscal year 1940.

Employment taxes.—Total employment taxes for the fiscal year 1941 are estimated at \$861 millions, an increase of \$34 millions over estimated receipts in the fiscal year 1940.

Receipts under the Federal Insurance Contributions Act, formerly title VIII of the Social Security Act, are estimated at \$633 millions. This represents a gain of \$34 millions over the estimated receipts in the fiscal year 1940. The major part of the rise is attributable to the inclusion of a full year's receipts from groups brought under this act by the Social Security Act Amendments of 1939 as compared with receipts of only 3 months' liabilities for such groups in the fiscal year 1940. Such gains are somewhat offset by the receipts of four quarters' liabilities from individuals aged 65 and over in the fiscal year 1941 as compared with the receipts of five quarters' liabilities in the fiscal year 1940.

Receipts from the Federal Unemployment Tax Act, formerly title IX of the Social Security Act, are expected to decline to \$94 millions from fiscal year 1940 estimated receipts of \$105 millions. The drop will be the first since taxes under this act and its predecessor were first received in 1936. The passage of the Social Security Act Amendments of 1939 is primarily responsible for the decline in revenues, because it effected a decrease in coverage of individuals' wages which more than offset a net increase in coverage of employees. Another reason for the decline is the fact that railroad employees were removed from coverage under this act by the Railroad Unemployment Insurance Act which became effective July 1, 1939.

Receipts from the Carriers Taxing Act of 1937 are estimated to rise to \$135 millions as compared with anticipated receipts of \$124 millions

in the fiscal year 1940. The increase of \$11 millions over fiscal year 1940 estimated receipts is largely the result of the advance in the rate of tax from 2½ percent on both employees and employers on taxable compensation prior to January 1, 1940, to 3 percent on both employees and employers on taxable compensation in the calendar years 1940 and 1941.

Railroad Unemployment Insurance Act.—Receipts under the Railroad Unemployment Insurance Act are estimated at \$7 millions, an increase of \$2 millions over fiscal year 1940 estimated receipts of \$5 millions. The major part of this gain results from the fact that estimated receipts in the fiscal year 1941 will include a full year's tax liabilities whereas estimated receipts in the fiscal year 1940 will include only 9 months' tax liabilities.

Customs.—The customs estimate for the fiscal year 1941 is \$273 millions. This represents a decrease of \$10 millions from the estimated customs receipts of \$283 millions in the fiscal year 1940. Customs in the fiscal year 1941 appear unlikely to be enlarged by the extraordinary receipts which marked a brief interval in the fiscal year 1940, immediately following the outbreak of the European war.

Miscellaneous revenues and receipts.—Receipts from the many sources in this group are estimated at \$221 millions in the fiscal year 1941 as compared with estimated receipts of \$274 millions in the fiscal year 1940.

ESTIMATES OF EXPENDITURES

Actual expenditures for the fiscal year 1939 and estimates for the fiscal years 1940 and 1941 are summarized in the following table. Further details will be found in table 21 beginning on page 404. The estimates are based upon figures submitted to the Congress in the Budget for 1941.

Actual expenditures for the fiscal year 1939 and estimated expenditures for the fiscal years 1940 and 1941

(In millions of dollars)

General and special accounts	Actual, 1939	Estimated, 1940	Estimated, 1941
General (including recovery and relief).....	8,432.4	8,550.9	6,646.1
Revolving funds (net).....	92.5	79.8	27.6
Transfer to trust accounts, etc.....	182.2	208.7	225.2
Debt retirements.....	58.2	100.0	100.0
Total, exclusive of special items.....	8,765.3	8,939.4	6,998.9
Supplemental items:			
General.....		100.0	100.0
Relief.....			1,125.0
Emergency national defense.....		159.9	300.3
Grand total, general and special accounts.....	8,765.3	9,199.3	8,524.2

BUREAU OF INTERNAL REVENUE

*Collections*¹

During the fiscal year 1939 total collections of internal revenue in the amount of \$5,181,600,000 were less than collections in the preceding year by \$477,200,000. The total amount collected included back income taxes of \$250,600,000, which is approximately 1 million dollars less than back income tax collections during 1938. The decrease in total collections is reflected chiefly in the decrease of \$444,400,000 in income and excess-profits tax collections, which amounted to \$2,178,400,000 for 1939.

Miscellaneous internal revenue collections, amounting to \$2,262,700,000, showed a decrease of \$30,600,000 from the previous year. The largest decreases were as follows: Estate tax, \$49,900,000; capital stock tax, \$12,100,000; and gift tax, \$6,300,000. These decreases were largely offset by increases of \$19,800,000 in the collections of liquor taxes, of \$12,000,000 in the tobacco taxes, and of \$34,800,000 in the sugar tax. The sugar tax, however, was in effect during only part of the fiscal year 1938. Other miscellaneous taxes decreased by \$28,900,000.

Pay-roll tax collections amounted to \$740,400,000 for 1939, a decrease of \$2,200,000 from the preceding year. Under the Social Security Act, collections of \$529,800,000 under title VIII and of \$101,200,000 under title IX increased \$26,900,000 and \$10,900,000, respectively, over the previous year. Under the Carriers Taxing Act of 1937, collections amounted to \$109,400,000, a decrease of \$40,000,000 during the year.

Decentralization program

Income Tax Unit.—The decentralization of the Income Tax Unit by transfer from the Washington office to the field divisions of the responsibility for closing contested cases, originally started in 1936, was completed during the fiscal year 1939. Taxpayers' contentions are now considered by Internal Revenue agents in charge and, in the event of failure to close the cases by agreement, the taxpayers have the opportunity of obtaining further consideration of the disputed issues by the appropriate field division of the Technical Staff. After such consideration, if the cases are not closed by agreement, the Internal Revenue agents in charge, under authority delegated by the Commissioner of Internal Revenue, issue statutory notices of deficiency to the taxpayers. These notices state the final determination of tax liability by the Commissioner of Internal Revenue; and the taxpayers, within 90 days from the date of the notice, must either

¹ On basis of reports of collections, see p. 312.

petition the United States Board of Tax Appeals or pay the deficiency determined.

Incident to decentralization, the offices of Internal Revenue agents in charge, located at or near the taxpayers' residences or places of business, are the agencies through which all the authority vested in the Income Tax Unit is exercised with respect to the examination and closing of tax cases.

The field forces during 1939 conducted 490,673 examinations, an increase of 46,225 or 10 percent over the previous year. Deficiency taxes were assessed in 241,171 cases, an increase of 37,619 or 18 percent over 1938.

Total deficiency taxes assessed in 1939, exclusive of penalties, interest, and jeopardy items, amounted to \$197,700,000, an increase of \$27,700,000 or 16 percent over 1938.

Technical Staff.—The program looking to the decentralization of the appellate procedure for the administrative determination and settlement of disputed income, profits, estate, and gift tax cases, inaugurated at Los Angeles, Calif., on March 1, 1938, has proved entirely satisfactory. The results demonstrate the administrative superiority of the plan over the old procedure. During the fiscal year 1939, the plan was gradually extended throughout the country by the establishment of 10 field divisions of the Technical Staff. The 10 field divisions with their territory and local offices are:

Division	Date of organization	Territory	Local offices
Pacific.....	July 1, 1938	California, Washington, Oregon, Montana, Idaho, Utah, Nevada, Arizona, Alaska, and Hawaii.	Los Angeles, San Francisco, Seattle, and Portland.
New York.....	Aug. 1, 1938	State of New York.....	New York City and Buffalo.
Chicago.....	Sept. 1, 1938	Illinois, Indiana, Wisconsin, Minnesota, North Dakota, and South Dakota.	Chicago, Indianapolis, Milwaukee, and St. Paul.
Central.....	Jan. 1, 1939	Michigan, Ohio, and Kentucky....	Cleveland, Detroit, Cincinnati, and Louisville.
New England....	Feb. 1, 1939	Six New England States.....	Boston and New Haven.
Eastern.....	Mar. 1, 1939	Pennsylvania and New Jersey....	Philadelphia, Pittsburgh, and Newark.
Southwestern....	Apr. 1, 1939	Texas, Oklahoma, Arkansas, Louisiana, and Mississippi.	Dallas, Houston, Oklahoma City, and New Orleans.
Western.....do.....	Missouri, Kansas, Nebraska, Iowa, Colorado, Wyoming, and New Mexico.	St. Louis, Kansas City, Omaha, Denver, and Wichita.
Southern.....	May 1, 1939	Alabama, Tennessee, Georgia, South Carolina, and Florida.	Birmingham, Nashville, Atlanta, and Jacksonville.
Atlantic.....do.....	Delaware, Maryland, Virginia, West Virginia, North Carolina, and District of Columbia.	Baltimore, Wilmington, Washington, Richmond, Greensboro, and Huntington.

The same informal conference procedure developed by the Technical Staff since its establishment in 1933 is being followed in the Staff field divisions.

The principal advantages of the new plan thus far demonstrated are: (1) Greater convenience and economy to taxpayers generally; (2) elimination of repetitious conferences in Washington and appreci-

able reduction of long delays in the closing of cases allowing any taxpayer, however, ample conference opportunities for the determination and settlement of his tax liability without resort to the processes of litigation; and (3) greater equality to all in revenue administration. Under the old procedure, with the appellate conferences within the Bureau centralized in Washington, the availability of such procedural advantages to taxpayers of moderate circumstances was more theoretical than real. By decentralizing the conference forces of the Bureau in Washington to strategic points in the field, the same administrative machinery for the determination and settlement of tax liability is made available to the small merchant, the farmer, and the wage earner, as was heretofore available in effect only to the taxpayer of more substantial means.

Appeals Division.—Under the decentralization program, this Division designated Division Counsel, with necessary legal and clerical assistants, at 27 principal and branch offices of the 10 field divisions of the Technical Staff. Counsel assigned to these field offices prepare answers to the petitions filed with the Board of Tax Appeals and advise the Staff divisions upon legal questions arising in the determination of income, profits, estate, and gift tax liability. Proposed settlements in Board cases are concurred in by Counsel prior to final approval. Counsel also have exclusive authority to represent the Commissioner in the defense of all cases set for hearing before the Board of Tax Appeals.

Alcohol tax administration

The raw materials control program, having virtually eliminated during previous years corn sugar, blackstrap molasses, and brown sugar as distilling materials, illicit distillers have been driven to the use of granulated sugar. The program during 1939, extended to meet the granulated sugar problem, continues to be a valuable preventive and informative medium. Violators are finding it increasingly difficult to secure supplies. There were more than 500 distillery seizures during the year as a direct result of information furnished by dealers in raw materials.

The marihuana investigation, started in 1937, has been continued. Resin extracted from the marihuana plant has been separated into fractions having different physical properties. Those fractions which are the most active physiologically are being further separated into their chemical constituents.

The investigation of whisky during the year has developed many new facts concerning the identity of its congeners and the effect of aging under different conditions.

A detailed description of the work of the Bureau of Internal Revenue will be found on pages 143 to 170 of this report.

CUSTOMS

Total customs receipts, on the basis of the daily Treasury statement, unrevised, amounted to \$318,837,311 in the fiscal year 1939, a decrease of over \$40,300,000 as compared with the receipts of the previous fiscal year, reflecting a comparable decline in general imports. Receipts fluctuated during the year within comparatively narrow limits, the difference between the high and low months being smaller than for any year of the past decade except 1936.

Only four of the tariff schedules, those covering chemicals, tobacco, wool, and rayon, yielded larger collections than during the previous year, and the small increases accruing from these schedules fell far short of offsetting the continued declines in the revenue from commodities included in the agricultural and liquor schedules. The last two schedules, however, were the leading revenue producers in 1938 and 1939.

The value of dutiable imports entered for consumption during the year was \$820,300,000, a decrease of 12 percent from the preceding year. The value of imports entered free of duty constituted 60 percent of the total value of imports entered for consumption in 1939, and 61 percent in 1938. Exports in 1939 were \$484,000,000 less than in 1938, and the excess of exports over imports in 1939 was \$217,000,000 less than in the previous year.

Foreign trade results and customs receipts are summarized by fiscal years in the following table:

Merchandise exports and imports and customs receipts, fiscal years 1933 to 1939

[In millions of dollars]

Fiscal year	Exports ¹	General imports ¹	Excess of exports over imports	Customs receipts ²
1933.....	1, 440	1, 168	272	251
1934.....	2, 042	1, 721	321	313
1935.....	2, 121	1, 786	335	343
1936.....	2, 414	2, 218	196	387
1937.....	2, 838	2, 942	-104	486
1938.....	³ 3, 403	2, 361	³ 1, 042	359
1939.....	2, 919	2, 094	825	319

¹ Source: Bureau of Foreign and Domestic Commerce.

² On basis of daily Treasury statements (unrevised).

³ Revised.

A more detailed statement of the activities of the Bureau of Customs is presented on pages 121 to 136 of this report.

CONSTRUCTION ACTIVITIES

Transfer to Federal Works Agency

Under Reorganization Plan No. I, submitted by the President to the Congress on April 25, 1939, and made effective July 1, 1939, by Public Resolution No. 20, approved June 7, 1939, the Public Buildings Branch and its functions and personnel were transferred to the Federal Works Agency and consolidated with the Branch of Buildings Management of the National Park Service into one unit known as the Public Buildings Administration. This transfer terminates 103 years of public building activities under the jurisdiction of the Treasury Department. The following report covers the activities of the Public Buildings Branch during the fiscal year 1939, prior to its transfer.

Combined program

Public building operations during the fiscal year 1939, including construction work performed for other departments, resulted in the completion of 246 major projects, with a total limit of cost of \$53,456,246. At the end of the year 290 projects, to cost approximately \$85,715,422, were under contract; 134 projects, with a limit of cost of \$22,419,192, were either on the market for construction bids or were practically ready to be placed on the market; and 447 projects, to cost approximately \$92,915,811, were in preliminary stages.

Program under the Public Works Administration

The number of projects under allotments made for public buildings by the Public Works Administration was increased during the year from 438 to 442, of which 439, with a limit of cost of \$75,053,359, had been completed; 2 were under contract, with a limit of cost of \$32,000; and 1, to cost approximately \$90,000, was in the preliminary stage. The total amount of allotments of funds was decreased from \$75,673,885 to \$75,175,359 by the return of unexpended balances of allotments on various completed projects.

Program under the emergency appropriation acts

The acts of Congress approved June 19, 1934, August 12, 1935, June 22, 1936, August 25, 1937, and June 21, 1938, authorized expenditures totaling \$315,000,000 for the acquisition of land and the construction of public buildings throughout the country, the projects to be selected by the Secretary of the Treasury and the Postmaster General. Under this legislation 1,940 major construction projects, with a limit of cost of \$311,237,296, had been selected on June 30, 1939. Of these, 1,129, with a limit of cost of \$160,494,214, were completed;

236, with a limit of cost of \$54,612,271, were under contract; and 575, to cost approximately \$96,130,811, were in the preliminary stages.

Program for other departments

Funds to the amount of \$81,289,565 were made available to the Procurement Division as of June 30, 1939, by other departments and by certain specific authorizations by Congress for the construction of new buildings and the rehabilitation, remodeling, extension, and repair of old buildings, 109 projects being involved. By June 30, 1939, 52 of these projects, costing \$31,104,222, were completed; 52 projects, to cost \$31,071,151, were under contract; 4 projects, with a limit of cost of \$14,414,192, were in the preliminary stages; and 1 project, to cost approximately \$4,700,000, was being held in abeyance pending definite location of the site.

Buildings in the District of Columbia

Included under the Public Works Administration program and the program for other departments are various building projects in the District of Columbia. The addition to the Archives Building was completed, with the exception of a contract for installation of steel stacks, filing cases, etc., which was 87 percent complete on June 30, 1939. Annex No. 3 to the Government Printing Office was 77 percent complete; and contracts had been awarded for the construction of a high-tension laboratory with motor-generator annex for the Bureau of Standards, and of the Social Security Board and Railroad Retirement Board Buildings. Work on each of these projects had just been commenced at the end of the year.

Detailed information concerning all building programs and other activities of the Procurement Division will be found on pages 184 to 195 of this report.

TREASURY ACTIVITIES UNDER THE PROVISIONS OF THE SOCIAL SECURITY ACT

The Social Security Act, approved August 14, 1935, provided for grants to the States for old-age assistance, for unemployment compensation administration, for aid to dependent children, for maternal and child welfare, for public health work, and for aid to the dependent blind. The Secretary of the Treasury makes payments to the States, from sums appropriated for the various purposes, of amounts certified by the Social Security Board or other governmental agency responsible for their determination under the provisions of the act.

Unemployment trust fund

Under section 904 (a) of the act, which established in the Treasury an unemployment trust fund, the receipts of State unemployment funds are paid over to the Secretary of the Treasury for credit to the unemployment trust fund. The Secretary of the Treasury is authorized and directed to pay out of the fund to any State agency such amount as it may requisition, not exceeding the amount standing to the account of such State agency at the time of such payment. The status of the fund as of June 30, 1939, is shown on page 89 of this report, and as of June 30, 1936 to 1939, and at the end of each month during 1939 in the table on page 400 of this report. The receipts and expenditures in connection with the fund for the fiscal years 1936 to 1939 and monthly during 1939 are also shown in this table.

Collection of taxes

The income tax upon the wages of employees and excise taxes on employers, imposed under titles VIII and IX of the act, are collected by the Bureau of Internal Revenue. The amounts of taxes collected are shown on pages 156 and 157.

Public health work

Under title VI of the Social Security Act, appropriations were authorized for assisting the States, counties, and other political subdivisions in maintaining adequate public health services, and for expenditure by the Public Health Service for investigation of disease and problems of sanitation. A report of the activities of the Public Health Service under this title will be found on page 205.

Old-age reserve account

Title II of the Social Security Act established a system of Federal old-age benefits. Section 201 (a) of the act established an account in the Treasury to be known as the "Old-age reserve account." Section 201 (f) of the act requires that "The Secretary of the Treasury shall include in his annual report the actuarial status of the account."

The Social Security Act was amended in an act approved August 10, 1939, the amendments to become effective on January 1, 1940. Under title II of the amended law, benefit payments will be very different from those provided under the original act. Annuity payments will begin on January 1, 1940, whereas under the original act no annuities would become payable until January 1, 1942. Under the amended law the average annuity will be greater in the earlier years, but smaller in the later years, than was provided under the original act.

An amendment to title VIII² of the¹ act reduces the tax rate applicable in respect to both employer and employee during the 3-year period ending December 31, 1942, from 1½ percent to 1 percent.

The amended act provides in part as follows:

"There is hereby created on the books of the Treasury of the United States a trust fund to be known as the 'Federal Old-Age and Survivors Insurance Trust Fund' (hereinafter in this title called the 'trust fund'). The trust fund shall consist of the securities held by the Secretary of the Treasury for the old-age reserve account and the amount standing to the credit of the old-age reserve account on the books of the Treasury on January 1, 1940, which securities and amount the Secretary of the Treasury is authorized and directed to transfer to the trust fund, and, in addition, such amounts as may be appropriated to the trust fund as hereinafter provided. There is hereby appropriated to the trust fund for the fiscal year ending June 30, 1941, and for each fiscal year thereafter, out of any moneys in the Treasury not otherwise appropriated, amounts equivalent to 100 per centum of the taxes (including interest, penalties, and additions to the taxes) received under the Federal Insurance³ Contributions⁴ Act and covered into the Treasury.

"There is hereby created a body to be known as the Board of Trustees of the Federal Old-Age and Survivors Insurance Trust Fund (hereinafter in this title called the 'Board of Trustees') which Board of Trustees shall be composed of the Secretary of the Treasury, the Secretary of Labor, and the Chairman of the Social Security Board, all ex officio. The Secretary of the Treasury shall be the Managing Trustee of the Board of Trustees (hereinafter in this title called the 'Managing Trustee'). It shall be the duty of the Board of Trustees to—

"(1) Hold the trust fund;

"(2) Report to the Congress on the first day of each regular session of the Congress on the operation and status of the trust fund during the preceding fiscal year and on its expected operation and status during the next ensuing 5 fiscal years;

"(3) Report immediately to the Congress whenever the Board of Trustees is of the opinion that during the ensuing 5 fiscal years the trust fund will exceed three times the highest annual expenditures anticipated during that 5-fiscal-year period, and whenever the Board of Trustees is of the opinion that the amount of the trust fund is unduly small.

The report provided for in paragraph (2) above shall include a statement of the assets of, and the disbursements made from, the trust fund during the preceding fiscal year, an estimate of the expected future income to, and disbursements to be made from, the trust fund during

each of the next ensuing 5 fiscal years, and a statement of the actuarial status of the trust fund."

Under the above-quoted section of the amended law, the Secretary of the Treasury is no longer required to include in his annual report the actuarial status of the fund, which will hereafter be included in the annual reports of the Board of Trustees.

No new data have been collected during the past year which would indicate any material change in the actuarial status of the old-age reserve account of the original act as given in the Annual Report of the Secretary of the Treasury for the fiscal year 1938.

Estimates of benefit payments and tax collections under the amended act were included in the Report of the Ways and Means Committee on H. R. 6635 (Rept. No. 728, 76th Cong., 1st sess., page 8). Since these estimates were prepared no additional data have been collected which would form a basis for revising the figures. The first report of the Board of Trustees, which is due on January 2, 1941, will include revised estimates based upon actual experience during the first year of operation under the amended act.

A statement concerning the financial status of the old-age reserve account is shown on page 89 of this report.

TREASURY ACTIVITIES UNDER THE EMERGENCY RELIEF APPROPRIATION ACTS

The Treasury activities begun under the earlier Emergency Relief Appropriation Acts were continued in somewhat modified form during the year under allocations received from funds made available by the Emergency Relief Appropriation Act of 1938. The table on page 430 shows, as of June 30, 1939, the amounts of allocations to Treasury projects under the several acts, and total obligations and expenditures for each activity. Additional information on these projects may be obtained in reports of the respective bureaus and divisions included in this report, and in previous annual reports of the Secretary of the Treasury.

NONFISCAL ACTIVITIES

Coast Guard

The Coast Guard, as the Federal maritime police agency, has carried on its interrelated duties of law enforcement, promotion of safety of life at sea and protection of life and property, and the maintenance of a state of preparedness for national defense. The facilities of the Coast Guard, extending as they do to all sections of the coasts of the United States, Alaska, Hawaii, the Virgin Islands, and Puerto Rico, have been utilized extensively by other branches of the Government in cooperative measures and in emergencies.

The activities of the Coast Guard include prevention of the smuggling of liquor, narcotics, and other contraband; patrol of the waters of the North Pacific Ocean and Bering Sea and southeastern Alaska in the enforcement of laws and regulations for the protection of the fur seal, sea otter, and fisheries, and of certain other laws in Alaska; patrol in the enforcement of the Northern Pacific Halibut Act; enforcement of the Whaling Treaty Act and Oil Pollution Act; supervision of the anchorage and movements of vessels at ports and other places where Federal regulations are in force; enforcement of the customs, navigation, motorboat, and other related laws of the United States; International Service of Ice Observation and Ice Patrol in the North Atlantic Ocean; winter patrol of the coast to aid vessels and persons in distress; removal of derelicts and other obstructions to navigation from the paths of marine commerce; patrol of regattas and marine parades; and the saving and protection of life and property at sea and along the coasts.

The number of lives saved or persons rescued from peril during the year, 10,615, exceeded all previous records in the history of the Service. In the hurricane disaster along the New England and Long Island coast in September 1938, the Coast Guard rendered conspicuous service in relief measures.

The administration of the United States Maritime Service, involving the training of licensed and unlicensed personnel of the American merchant marine, was undertaken during the year. Under the President's Reorganization Plan No. II, the Bureau of Lighthouses in the Department of Commerce and its functions were transferred to and consolidated with and administered as a part of the Coast Guard effective July 1, 1939.

A more detailed account of the operations of the Coast Guard will be found on pages 106 to 117 of this report.

Public Health Service

On July 1, 1939, the Public Health Service was transferred to the Federal Security Agency in accordance with the Reorganization Act of April 3, 1939, and the first plan on Government reorganization transmitted by the President to the Congress on April 25. It had been under the administrative jurisdiction of the Treasury Department since it was created in 1798. The following report covers the activities of the Service during the fiscal year 1939, prior to its transfer.

The death rate for the United States for the calendar year 1938, 10.6 per 1,000 population, was the lowest rate ever recorded for this country. While this rate reflects good general health conditions and the efficacy of measures that have been applied to improve the health of the people, as well as the absence of any serious Nation-wide epidemic, it does not indicate that the peak has been reached in public

health work either in preventing specific diseases or in providing an adequate health security program. The infant mortality rate, 50.9 per 1,000 live births, was also the lowest on record for the United States, but not yet as favorable as that in some other countries.

New low rates were recorded for typhoid fever, cerebrospinal meningitis, tuberculosis, malaria, and pellagra, while of the other important communicable diseases only measles and smallpox were more prevalent than usual.

Preliminary reports indicate that the favorable health conditions of 1938 with respect to the important communicable diseases of childhood and for tuberculosis and maternal mortality continued into 1939. The general death rate, however, may be expected to be slightly higher than in 1938, owing to indicated increased rates for the so-called degenerative diseases of the older age groups, for influenza and pneumonia, and for accidents. The infant mortality rate was also slightly higher during the first quarter of 1939 than in the corresponding period of last year.

The advancement in public health work under the provisions of title VI of the Social Security Act was continued during the fiscal year. All the States, the District of Columbia, and the Territories of Hawaii and Alaska participated in the program, and as a result of the stimulation afforded by this Federal subvention, the number of individuals living in rural areas having the benefit of whole-time health services was materially increased. Equally gratifying was the improvement in the quality of specific health services in the States and localities, resulting from the aid given by consultants of the Public Health Service and the increase in the number of health personnel with formal technical training.

In the first full year of operation under the Venereal Disease Control Act, great progress was made in developing an effective venereal disease control program. Existing clinic facilities have been improved and their services extended. Workers for case-finding and case-holding have been made available to most of the clinics and private physicians in a number of the States. As a result of these activities, the number of patients brought under treatment in the early stages of the disease has shown a steady increase.

Free antisymphilitic drugs are being distributed, not only to public clinics but also to physicians in most of the States for the treatment of the medically indigent, and an increasing number of States are distributing such drugs free to physicians regardless of the economic status of the patient. Educational activities by health authorities, medical groups, and voluntary professional and lay organizations have resulted in widespread recognition of the responsibility of the public in controlling the venereal diseases. A concrete example of the effectiveness of these activities has been the passage of new or revised pre-

nuptial examination laws, requiring a blood test for syphilis, in 19 States. In addition, 15 States now require tests for syphilis on all expectant mothers.

States which had previously had venereal disease control programs carried forward successful campaigns through the use of the Federal funds made available by the Venereal Disease Control Act, while States which had previously been unable to develop programs have been able to do so. The appropriation by the Congress of the full \$5,000,000 authorized for the fiscal year 1940 will enable most of these States to develop preventive and control measures.

In accordance with the provisions of this act, funds in the amount of \$2,400,000 were allotted to the several States, and were used to supplement local funds amounting to \$4,300,000 for use in the control of the venereal diseases. The funds have been used to the greatest possible extent in the development of diagnostic and therapeutic services in the various localities throughout the Nation. After appropriations were made under the Venereal Disease Control Act, funds formerly allotted to the States for this work under the Social Security Act were made available for other public health purposes.

There was marked progress in the activities of the National Institute of Health during the year. Three new buildings were occupied and the construction of three more buildings for laboratory research and quarters for 14 commissioned officers was begun. Advance in scientific research proceeded with notable success, the investigations embracing such fields as infectious diseases, industrial hygiene, maladies of little known or unknown etiology, chemical and pharmacological problems, public health administration, sanitation and disease prevention specifically and broadly, and control of interstate traffic in biologic products for human use.

The United States Public Health Service Hospital for the treatment of drug addicts, located at Fort Worth, Tex., was dedicated on October 28, 1938, and received its first patients on November 8. Since its opening, 432 patients have been admitted. The population of the United States Public Health Service Hospital at Lexington, Ky., the first institution established for the treatment of drug addicts, exceeded the normal capacity of 1,000 patients during the latter part of the year. Admissions for the year totaled 1,169 patients. A large increase in the number of patients committed direct from courts was noted at both institutions. Medical units were provided for three new correctional institutions established during the year.

Further improvements have been made in medical, surgical, and other services provided for the beneficiaries of the Public Health Service at its marine hospitals and relief stations. It is believed that such services are now equal to those afforded by similar civilian hospitals and clinics and at a lower per diem cost. These improve-

ments have resulted from the addition of new equipment, the wider use of sulfanilamide and allied compounds, and the application of other new methods of therapy. Merchant seamen continued to be the largest class of beneficiaries, but the number was slightly less than in the preceding 2 years. Dependent members of the families of the Coast and Geodetic Survey personnel were added to the list of Public Health Service beneficiaries by the act approved April 26, 1939.

The activities of the Public Health Service are presented in more detail on pages 205 to 217.

Bureau of Narcotics

The Bureau of Narcotics continued during the year the policy of directing its principal enforcement activities against the chief violators of the domestic narcotic and marihuana laws, cooperating with customs authorities in curbing the smuggling of drugs into the United States, and of soliciting the cooperation of State and municipal law enforcement agencies in dealing with the peddler and the addict, in prosecuting minor infractions of the narcotic laws, and in eradicating wild growths of the marihuana weed.

Diversion of drugs from legitimate to illicit channels through the robberies of narcotic stocks, the forgery and false execution of narcotic prescriptions, and the improper prescribing and dispensing of narcotics continued to be a problem. Of 1,062 cases, reported under the Marihuana Tax Act, 14 were against registered persons, as compared with 846 cases reported during 1938, of which 2 involved registered persons.

In cooperation with State and local authorities and with the Alcohol Tax Unit of the Bureau of Internal Revenue participating, the Bureau of Narcotics conducted a campaign of marihuana eradication involving an estimated quantity of 55,374 tons of marihuana growing on an estimated area of 22,005 acres, of which approximately 26,150 tons growing on approximately 10,392 acres were definitely reported to have been destroyed during the fiscal year.

A more complete account of the activities of the Bureau will be found on pages 176 to 180 of this report.

CHANGES IN ORGANIZATION AND PROCEDURE

On May 11, 1939, there was assigned to an Assistant to the Secretary responsibility for work of the following: The finances, Office of Commissioner of Accounts and Deposits, including the Divisions of Bookkeeping and Warrants, Disbursements, and Deposits, and the Section of Surety Bonds; Office of Commissioner of the Public Debt, including the Divisions of Loans and Currency, Public Debt Accounts and Audit, Paper Custody, and the Office of the Register; Office of

the Treasurer of the United States; and Division of Savings Bonds. This Assistant to the Secretary was at the same time directed to represent the Secretary, in a liaison capacity, in contacts with departments, boards, corporations, and other branches of the Government with respect to their financial operations and the coordination of such operations with those of the Treasury.

On December 13, 1938, the Bureau of the Comptroller of the Currency was directed to report to the Under Secretary of the Treasury. The operating control of, and responsibility for, the legal work of the Bureau of the Comptroller of the Currency had been assigned to the General Counsel for the Department of the Treasury in accordance with Department circular dated September 13, 1938.

On March 14, 1939, the Secretary established in the Bureau of Customs, under the supervision and control of the Commissioner of Customs, a Division of Tariff Administration, in charge of a Deputy Commissioner of Customs. The new division was assigned certain duties and functions heretofore performed in the Office of the Chief Counsel, Bureau of Customs.

On October 13, 1938, the Secretary approved an order of the Director of Procurement establishing the Section of Fine Arts as a permanent activity in the Procurement Division, the new section succeeding to the work of the Section of Painting and Sculpture of the Procurement Division, which was charged with the responsibility of the art decoration of all Federal buildings.

The Treasury in January 1939 began publication of the Bulletin of the Treasury Department, a monthly publication compiled in the Office of the Secretary from material available in various Treasury divisions. The Bulletin contains statistical data on Federal receipts and expenditures; the Treasury's General Fund; the public debt; governmental corporations and credit agencies; international capital movements between the United States and foreign countries; gold, silver, and foreign exchange movements; and other miscellaneous subjects. Special data such as the balance sheet of the exchange stabilization account and the security holdings of Government trust funds are published from time to time. The Bulletin was designed as a convenient compilation of scattered statistical material which it was desirable to make easily and compactly available to the various divisions of the Treasury Department. In addition, it has been distributed to private individuals and organizations requesting it.

New regulations governing the disclosure of official information of the Treasury Department were issued August 15, 1938. By Treasury Department order of December 13, 1938, the Secretary restricted the participation of Treasury officers or employees in any property sale held by authority of the United States.

The President's Reorganization Plans No. I and No. II, which became operative on July 1, 1939, under the provisions of a public resolution approved June 7, 1939, made important changes in the organization of the Treasury Department. By Reorganization Plan No. I the Bureau of the Budget was transferred from the Treasury Department to the Executive Office of the President; the Public Health Service was transferred to the Federal Security Agency; and the Public Buildings Branch of the Procurement Division was transferred to the Federal Works Agency. Under Reorganization Plan No. II the Bureau of Lighthouses in the Department of Commerce became a part of the Coast Guard. Reorganization Plan No. II also abolished the office of Director General of Railroads and the War Finance Corporation. The functions and duties of the Director General of Railroads were transferred to the Secretary of the Treasury, and the functions, property, and obligations of the War Finance Corporation not theretofore transferred by statute to the Secretary of the Treasury were transferred to the Treasury Department. Under section 404 of Reorganization Plan No. II, all functions relating to the appointment, fixing of compensation, transfer, promotion, demotion, suspension, or dismissal of persons to or from any offices and positions in any department vested by law in any officer other than the head thereof were transferred to the head of such department to be administered under his direction by such bureau, office, or person as he should determine.

In carrying out the requirements contained in section 404, the Secretary of the Treasury ordered that on and after July 1, 1939, all actions relating to personnel in the Treasury Department shall be submitted to the Administrative Assistant to the Secretary for approval at the direction of the Secretary. This order was amended shortly after the close of the fiscal year to authorize the Comptroller of the Currency to appoint, fix the compensation of, or terminate the appointment of receivers of insolvent national banks.

An order of the Secretary, dated June 30, 1939, revoked the order of December 15, 1934, which directed the Procurement Division to undertake the acquisition of sites and the construction of buildings for all Treasury Department activities, and provided that all of these functions remaining in the Treasury Department after the taking effect of Reorganization Plan No. I should be performed by the officers and employees of the Department through the particular office, bureau, or division concerned.

An order of the Secretary, dated June 30, 1939, abolished the committee established in 1934 for the examination of claims arising in the Treasury Department under the act of June 16, 1934, and provided that the section of the General Counsel's staff assigned to the

work of the Procurement Division should continue the work previously carried on by the committee.

Copies of orders, extracts from the reorganization plans, legislation, etc., referred to above, will be found as exhibits 36 to 43, beginning on page 299 of this report.

Attention is invited to the attached reports of bureaus and divisions of the Treasury Department and to the exhibits and tables accompanying the report on the finances.

HENRY MORGENTHAU, Jr.,
Secretary of the Treasury.

To the SPEAKER OF THE HOUSE OF REPRESENTATIVES.



ADMINISTRATIVE REPORTS OF
BUREAUS AND DIVISIONS

OFFICE OF THE COMMISSIONER OF ACCOUNTS AND DEPOSITS

The Office of the Commissioner of Accounts and Deposits has administrative supervision over the Division of Bookkeeping and Warrants and its relations to the office of the Treasurer of the United States, over the Division of Disbursement, the Division of Deposits, and the Section of Surety Bonds. It prepares periodic estimates of the future cash position of the Treasury for use of the Department in connection with its financing; prepares calls for the withdrawal of funds from special depositaries to meet current expenditures; directs the transfer of Government funds between Federal Reserve banks when necessary; directs fiscal agency functions in general, including deposits of gold certificates in the gold certificate fund for credit with Federal Reserve banks; supervises collections of principal and interest on foreign obligations; keeps the accounts, and handles generally matters relating to the indebtedness of foreign governments to the United States, including matters arising under funding agreements; supervises collections of railroad obligations owned by the Government, and keeps the accounts relating thereto; handles the collection of other obligations owned by the United States which are turned over to the Treasury by other departments for collection; and makes payments, keeps accounts, and handles matters generally relating to awards under the Settlement of War Claims Act of 1928, under the claims agreement of October 25, 1934, between the United States and Turkey, and under the act of April 10, 1935, covering claims against the Republic of Mexico. The Commissioner likewise exercises supervision, under direction of the Secretary of the Treasury, over the investment accounts of the Government, including investments held in the old-age reserve account, unemployment trust fund, and railroad retirement account, and is responsible for the proper custody of investments and securities held by the Treasurer of the United States and the Federal Reserve banks for which the Secretary is responsible, other than those related to public debt operations. The Commissioner also has supervision over the emergency accounting organization set-up in the several States under the Emergency Relief Appropriation Acts of 1935, 1936, 1937, and 1938.

Daily Statement of the United States Treasury

There were no changes made during the fiscal year 1939 in the manner in which expenditures of the Government are classified in the

daily statement of the Treasury from those initiated beginning July 1, 1938, as explained on page 69 of the annual report for 1938.

As a result of the numerous transfers of functions under the President's Reorganization Plans Nos. I and II, effective July 1, 1939, it was necessary to make further changes, beginning on that date, in the form of stating the receipts and expenditures of the Government on the daily Treasury statement, so as to combine expenditures theretofore exhibited separately under "General" and "Recovery and Relief."

Combined statement of assets and liabilities of governmental corporations and credit agencies

A combined statement of assets and liabilities of governmental corporations and credit agencies as of June 30, 1939, will be found as table 51 on page 494 of this report. This statement is published monthly in the Daily Statement of the United States Treasury, as required by Executive Order No. 6869 of October 10, 1934. A summary statement of the proprietary interest of the United States in such corporations and credit agencies as of June 30, 1929 to 1939, inclusive, appears as table 52 on page 501.

Securities owned by the United States Government

The aggregate amount of securities owned by the Government on June 30, 1939, based on the latest reports received, was \$15,125,-070,254.78, as against \$15,566,304,543.85 on June 30, 1938, a decrease of \$441,234,289.07. A summary comparison of the holdings at the end of each of the two fiscal years follows. A detailed statement of the securities held on June 30, 1939, will be found as table 50 on page 491.

Summary of securities owned by the United States on June 30, 1938 and 1939

Security	June 30, 1938	June 30, 1939	Increase or decrease (-)
Foreign obligations.....	\$12,016,711,737.24	\$12,016,635,227.75	-\$76,509.49
Capital stock of war emergency corporations.....	33,515,915.88	34,235,177.65	719,261.77
Capital stock, etc., of other governmental corporations and credit agencies:			
Reconstruction Finance Corporation.....	1,270,093,240.73	598,200,052.89	-671,893,187.84
(Capital stock and notes, less funds expended for subscriptions to capital stock of other governmental corporations and funds disbursed to other governmental agencies for making loans included below.)			
Home Owners' Loan Corporation bonds.....	15,000,000.00	20,000,000.00	5,000,000.00
United States Housing Authority notes.....	4,000,000.00		-4,000,000.00
Tennessee Valley Authority bonds.....		272,500.00	272,500.00
Capital stock of Federal Crop Insurance Corporation.....		10,000,000.00	10,000,000.00
Capital stock of Export-Import Bank of Washington.....	21,000,000.00	46,000,000.00	25,000,000.00
Capital stock of Disaster Loan Corporation.....	10,000,000.00	18,000,000.00	8,000,000.00
Commodity Credit Corporation interim notes.....		10,000,000.00	10,000,000.00
Capital stock (preferred and full-paid income shares) of Federal savings and loan associations.....	47,802,700.00	43,991,700.00	-3,811,000.00

Summary of securities owned by the United States on June 30, 1938 and 1939—Con.

Security	June 30, 1938	June 30, 1939	Increase or decrease (—)
Capital stock, etc., of other governmental corporations and credit agencies—Continued.			
Capital stock and paid-in surplus of Federal land banks.....	\$299,939,486.31	\$311,681,221.53	\$11,741,735.22
Capital stock of banks for cooperatives.....	96,000,000.00	99,000,000.00	3,000,000.00
All other.....	1,106,602,000.00	1,106,602,000.00	-----
Total.....	2,870,437,427.04	2,263,747,474.42	-606,689,952.62
Other obligations and securities:			
Railroad obligations.....	30,230,232.55	30,230,232.55	-----
Obligations acquired by the Federal Emergency Administration of Public Works.....	36,311,879.85	59,357,782.78	23,045,902.93
Notes received by the Farm Credit Administration evidencing outstanding advances made from the revolving fund created by the Agricultural Marketing Act.....	94,825,898.95	92,341,527.80	-2,484,371.15
Securities received from the Reconstruction Finance Corporation.....	2,774,400.00	2,570,400.00	-204,000.00
Securities received by the Secretary of the Navy.....	4,707,805.83	4,645,070.50	-62,735.33
Securities received by the United States Maritime Commission.....	66,851,877.41	54,846,518.99	-12,005,358.42
Obligations of farmers for seed, feed, and drought-relief loans.....	152,060,950.52	147,452,005.94	-4,608,944.58
Obligations of farmers for crop-production loans.....	32,470,932.82	32,112,858.53	-358,074.29
Obligations of the joint stock land banks.....	55,553.78	33,981.64	-21,572.14
Securities received by the Farm Security Administration.....	169,372,670.78	256,274,833.73	86,902,162.95
Securities received by the Rural Electrification Administration.....	50,169,344.17	121,904,066.07	71,734,721.90
Securities received by the Puerto Rico Reconstruction Administration.....	3,897,142.09	6,153,700.17	2,256,558.08
Securities received by the Secretary of the Interior, loans to Indians.....	1,910,774.94	2,529,396.26	618,621.32
Total.....	645,639,463.69	810,452,374.96	164,812,911.27
Grand total.....	15,566,304,543.85	15,125,070,254.78	-441,234,289.07

Contingent liabilities of the United States

The following statement shows a summary of the contingent liabilities of the United States as of June 30, 1938 and 1939, together with the changes between the two dates. A detailed statement of such liabilities as of June 30, 1939, appears as table 45 on page 482.

Agency	Obligation	Total amount of contingent liability ¹		Increase or decrease (—)
		June 30, 1938	June 30, 1939	
Commodity Credit Corporation.	Notes.....	\$206,428,192.21	\$206,428,193.67	\$1.46
Federal Farm Mortgage Corporation.	Bonds.....	1,418,740,648.56	1,388,255,090.92	-30,485,557.64
Federal Housing Administration.	Debentures.....	592,284.80	2,672,358.74	2,080,073.94
Home Owners' Loan Corporation.	Bonds.....	2,953,299,482.56	2,935,456,121.34	-17,843,361.22
Reconstruction Finance Corporation.	Notes.....	299,072,398.75	821,968,803.32	522,896,404.57
United States Housing Authority.	Notes.....	-----	114,811,024.48	114,811,024.48
Postal Savings System.....	Funds due depositors.	21,294,627,336.18	21,298,466,020.21	3,838,684.03
Tennessee Valley Authority..	Bonds.....	-----	8,330,520.83	8,330,520.83
Federal Reserve System.....	Federal Reserve notes.	4,139,147,770.18	4,502,272,595.67	363,124,825.49

¹ Includes accrued interest.² Latest figures received by the Treasury as of these dates.

Accounting and disbursing of emergency relief funds

Under section II (A) of Executive Order No. 7034, dated May 6, 1935, and Department Circular No. 543, approved by the President, the Commissioner of Accounts and Deposits continued during the year to maintain accounting and disbursing facilities for handling appropriations made by Congress, and allocations made by the President under the Emergency Relief Appropriation Acts of 1935, 1936, and 1937, and by the Work Projects Administration under the Emergency Relief Appropriation Act of 1938. The provisions of section II (A) of Executive Order No. 7034 were extended by Executive Orders Nos. 7396 and 7649, and Department Circular No. 592, to apply to funds appropriated in the Emergency Relief Appropriation Acts of 1936, 1937, and 1938.

In addition to the 55 Treasury-State accounts offices, and an equal number of Treasury-State disbursing offices, there were 6 branch offices of each class at the beginning of the fiscal year. During the year, through the cooperation of the Public Works Administration and the United States Housing Authority, one Treasury-State accounts office was closed, and, through the cooperation of the Farm Security Administration and the Puerto Rico Reconstruction Administration, and due to the reorganization of a branch accounts office to operate as a Treasury-State accounts office, a further reduction of 3 branch accounts offices and 4 branch disbursing offices was made. As a result of the discontinuance of these branches, the consolidation of the work in the central State offices, and the revision of accounting procedure for the maintenance of Farm Security Administration and Work Projects Administration accounts, and as a result of administrative economies, a reduction in personnel of 1,150 employees was effected in the Treasury-State accounts and disbursing offices.

At the close of the year, over 269,000 separate project accounts were maintained on the books of the Treasury-State accounts offices for various administrative agencies. Of these accounts, nearly 48,000 were active. The Treasury-State disbursing offices issued over 90 million checks which were verified for accuracy in the Treasury-State accounts offices.

From the beginning of the program in 1935, to September 1, 1938, accounts of disbursing officers were rendered to the General Accounting Office as of the 10th, 20th, and last day of each month. Since September 1, 1938, these accounts have been rendered to the General Accounting Office on a monthly basis as of the last day of each month. During the fiscal year 1939, pursuant to the President's letter of November 20, 1935, there were administratively examined by the Treasury Central Accounts Office 2,549 disbursing and collection accounts of disbursing officers (including branch office accounts), prior to their transmittal to the General Accounting Office for audit and settlement.

The practice inaugurated at the beginning of the program of compiling complete financial reports every 10 days for the President, administrative agencies, and others concerned, with respect to the financial status of funds provided in the Emergency Relief Appropriation Acts of 1935, 1936, 1937, and 1938, was continued during the year. In addition to these 10-day reports, there have also been compiled eleven detailed reports showing the status of funds. A cumulative summary of such reports follows:

Cumulative summary of data contained in 11 reports on the financial status of funds provided in the Emergency Relief Appropriation Acts of 1935, 1936, 1937, and 1938

Date of report	Appropriated by Congress	Allocated by the President and Work Projects Administration ¹	Obligations incurred	Disbursements (checks issued)	Total unexpended balances
1. Dec. 31, 1935.....	\$4,300,000,000	\$4,236,981,642	\$2,340,856,001	\$1,672,394,306	\$2,627,605,694
2. Mar. 16, 1936.....	4,434,000,000	4,426,079,008	3,282,083,647	2,301,156,714	2,132,843,286
3. Mar. 31, 1936.....	4,576,570,000	4,508,412,285	3,466,159,327	2,515,082,158	2,061,487,842
4. June 30, 1936.....	4,679,473,143	4,668,159,883	4,249,875,094	3,424,564,516	1,254,908,627
5. Dec. 31, 1936.....	6,121,472,550	6,094,290,585	5,670,204,883	4,983,215,447	1,138,257,103
6. Mar. 31, 1937.....	6,921,068,922	6,721,882,755	6,179,319,739	5,628,496,826	1,292,572,096
7. June 30, 1937.....	6,927,011,145	6,914,991,471	6,721,666,937	6,255,073,448	641,937,697
8. Dec. 31, 1937.....	8,422,078,684	7,927,283,396	7,473,887,801	7,191,023,323	1,231,055,361
9. June 30, 1938.....	8,656,321,646	8,655,121,646	8,553,683,922	8,286,313,827	370,007,819
10. Dec. 31, 1938.....	10,349,125,793	10,347,101,541	9,866,355,109	9,632,271,228	716,854,565
11. June 30, 1939.....	11,176,275,793	11,171,431,434	11,073,281,572	10,904,286,643	² 271,989,150

¹ Allocations made by Work Projects Administration under the Emergency Relief Appropriation Act of 1938.

² Of this amount, \$10,169,228, consisting of \$2,045,480 unallocated appropriations under the 1935 and 1936 acts, and \$8,123,748 unexpended balances of allocated appropriations, expired by limitation of law.

NOTE.—The unobligated balance on June 30, 1939, was \$102,994,221 (\$80,329,283 available for obligation, \$17,820,574 not available for obligation, and \$4,844,359 unallocated under 1935, 1936, and 1937 acts).

The reports to Congress were submitted within 10 days after the close of the calendar year and contained detailed information with respect to the operations under the Emergency Relief Appropriation Acts classified according to act limitations, organization units, States in which the work was done, types of work, objects of expenditures, and by fiscal years.

A summary report of the status of funds under the Emergency Relief Appropriation Acts of 1935, 1936, 1937, and 1938, as of June 30, 1939, is contained in table 24, page 422. Similar information as of the close of each month is published in the daily Treasury statement for the 15th of the month next following.

Federal savings and loan associations

Under the act of June 13, 1933 (48 Stat. 133), as amended April 27, 1934 (48 Stat. 645), the Secretary of the Treasury was authorized on behalf of the United States to subscribe for preferred shares and full-paid income shares in Federal savings and loan associations upon request of the Federal Home Loan Bank Board. An appropriation of \$50,000,000 to enable the Secretary of the Treasury to purchase such shares was reduced by an allocation of \$700,000 to the Federal Home Loan Bank Board. The details concerning the provisions of law under which these subscriptions were made and the appropriations are contained in the annual report for 1936.

The Home Owners' Loan Corporation also was authorized to purchase full-paid income shares of Federal savings and loan associations after the funds available to the Secretary of the Treasury for the purchase of such shares had been exhausted. The funds available to the Secretary of the Treasury were exhausted on October 25, 1935.

During the fiscal year 1939, the sum of \$3,811,000 was received on account of shares repaid, making the total shares repaid to June 30, 1939, \$5,308,300.

The following statement shows a summary of the transactions in connection with the subscriptions by the Secretary of the Treasury to preferred and full-paid income shares in these associations:

Preferred and full-paid income shares of Federal savings and loan associations subscribed by the Secretary of the Treasury to June 30, 1939, and dividends received

[Par value of shares]

	Preferred shares	Full-paid income shares	Total
Total shares subscribed and paid.....	\$637, 800	\$48, 662, 200	\$49, 300, 000. 00
Shares held on June 30, 1938.....	18, 500	47, 784, 200	47, 802, 700. 00
Less shares repaid during fiscal year 1939.....	18, 500	3, 792, 500	3, 811, 000. 00
Shares held on June 30, 1939.....		43, 991, 700	43, 991, 700. 00
Dividends received on preferred and full-paid income shares:			
To June 30, 1938.....			4, 751, 913. 54
Fiscal year 1939.....			1, 688, 994. 19
To June 30, 1939.....			6, 440, 907. 73

Federal home loan banks

The Federal Home Loan Bank Act, approved July 22, 1932 (47 Stat. 728), provides that the Secretary of the Treasury shall subscribe, on behalf of the United States, for such part of the minimum capital of each of the 12 Federal home loan banks as is not subscribed for by members within 30 days after books have been opened for stock subscriptions. The aggregate amount authorized to be expended for this purpose was \$125,000,000, and so much of such sum as was necessary was made available by the Reconstruction Finance Corporation. Further details concerning the provisions of the act of July 22, 1932, are contained in the annual report for 1936. Pursuant to the act approved February 24, 1938, the Secretary of the Treasury canceled notes of the Reconstruction Finance Corporation aggregating \$126,301,906.17, equivalent to the amount of funds advanced by the Corporation for capital of the Federal home loan banks, plus interest paid to the Treasury on account of such notes.

During the fiscal year 1939 there were no transactions affecting the shares of stock subscribed for and held by the Secretary of the Treasury. The dividends received during the year aggregated \$1,845,635. The following statement shows the shares of stock subscribed for and held by the Secretary of the Treasury and the dividends received to June 30, 1939:

Subscriptions by the Secretary of the Treasury to stock of the Federal home loan banks to June 30, 1939, and dividends received

[Par value of shares]

Federal home loan bank	Shares subscribed and held June 30, 1938 and 1939	Dividends received—		
		To June 30, 1938	Fiscal year 1939	To June 30, 1939
Boston.....	\$12,467,500	\$471,442.11	\$187,012.50	\$658,454.61
New York.....	18,963,200	1,116,588.75	284,448.00	1,401,036.75
Pittsburgh.....	11,146,300	722,648.39	111,463.00	834,111.39
Winston-Salem.....	9,208,200	511,743.29	92,082.00	603,825.29
Cincinnati.....	12,775,700	1,180,235.79	255,514.00	1,435,749.79
Indianapolis.....	6,577,400	476,325.59	98,661.00	574,986.59
Chicago.....	14,173,900	1,094,731.45	283,478.00	1,378,209.45
Des Moines.....	7,394,900	486,415.31	147,898.00	634,313.31
Little Rock.....	8,772,400	463,580.56	87,724.00	551,304.56
Topeka.....	7,333,600	239,916.56	73,336.00	313,252.56
Portland.....	5,960,000	275,290.88	74,500.00	349,790.88
Los Angeles.....	9,967,900	277,214.85	149,518.50	426,733.35
Total.....	124,741,000	7,316,133.53	1,845,635.00	9,161,768.53

Federal land banks

Capital stock.—Under the act of January 23, 1932, amending the Federal Farm Loan Act, as amended, it is the duty of the Secretary of the Treasury on behalf of the United States, upon the request of the board of directors of any Federal land bank made with the approval of the Farm Credit Administration, to subscribe from time to time for capital stock of such bank. The act further provides that such stock may at any time, in the discretion of the directors and with the approval of the Farm Credit Administration, be paid off at par and retired in whole or in part and that the Farm Credit Administration may at any time require such stock to be paid off at par and retired in whole or in part if in its opinion the bank has resources available for such purpose. The proceeds of all repayments on account of stock subscribed for by the Secretary of the Treasury are held in the Treasury and are available for the purpose of paying for other stock thereafter issued pursuant to said act.

To enable the Secretary of the Treasury to pay for said stock, \$125,000,000 was appropriated under the act approved February 2, 1932. The following statement shows a summary of the transactions in connection with the subscriptions by the Secretary of the Treasury to stock of Federal land banks:

Subscriptions by the Secretary of the Treasury to stock of Federal land banks to June 30, 1939

[Par value of shares]

Federal land banks	Shares held June 30, 1938	Shares subscribed fiscal year 1939	Shares repaid fiscal year 1939	Shares held June 30, 1939
Springfield.....	\$5,207,210	\$1,039,905	\$4,167,305
Baltimore.....	7,297,665	26,695	7,270,970
Columbia.....	15,651,925	18,010	15,633,915
Louisville.....	5,678,210	1,554,725	4,123,485
New Orleans.....	16,672,875	34,305	16,638,570
St. Louis.....	7,868,370	93,855	7,774,515
St. Paul.....	26,986,585	\$6,750,000	32,350	33,704,235
Wichita.....	5,680,560	55,265	5,625,295
Houston.....	7,263,965	2,048,585	5,215,380
Berkeley.....	5,127,705	1,554,605	3,573,100
Omaha.....	6,024,190	98,905	5,925,285
Spokane.....	15,342,260	41,995	15,300,265
Total.....	124,801,520	6,750,000	6,599,200	124,952,320

Payments on account of reduction in interest rates on mortgages and subscriptions to paid-in surplus.—The Secretary of the Treasury is directed, under certain conditions, to make payments to Federal land banks equal to the amount by which interest payments on mortgages held by such banks have been reduced pursuant to the Federal Farm Loan Act, as amended, and he is also to subscribe, under specified conditions and in the manner prescribed by the Federal Farm Loan Act, as amended, to the paid-in surplus of each Federal land bank an amount equal to the amount of all extensions and deferments of any obligation that may be or may become unpaid under the terms of any mortgage. A description of the basis of these payments is given on page 70 of the annual report for 1936.

Amendments to the law under which subscriptions are made to the paid-in surplus of the Federal land banks are contained in the Farm Credit Act of 1937, approved August 19, 1937. The period for which payments to Federal land banks on account of reduction in interest rates may be made was extended to June 30, 1940, pursuant to Public No. 643, enacted June 16, 1938.

A statement as of June 30, 1939, of the amounts appropriated on account of reduction in interest rates on mortgages and of payments to Federal land banks for this purpose is as follows:

Appropriations on account of reduction in interest rates on mortgages, and payments to Federal land banks for this purpose to June 30, 1939

1. Amounts appropriated:	
To June 30, 1938.....	\$120,650,000.00
Treasury Department Appropriation Act, 1939, Mar. 28, 1938.....	20,500,000.00
Second Deficiency Appropriation Act, 1939, May 2, 1939.....	10,250,000.00
Total to June 30, 1939.....	151,400,000.00
2. Payments to Federal land banks:	

Federal land bank	Amount paid to June 30, 1938	Amount paid fiscal year 1939	Amount paid to June 30, 1939
Springfield.....	\$4,149,501.11	\$1,137,906.81	\$5,287,407.92
Baltimore.....	5,150,605.79	1,297,532.67	6,448,138.46
Columbia.....	4,827,340.42	1,220,035.85	6,047,376.27
Louisville.....	11,621,124.38	3,072,281.85	14,693,406.23
New Orleans.....	6,700,854.50	1,383,862.39	8,084,716.89
St. Louis.....	9,822,680.39	2,734,378.52	12,557,058.91
St. Paul.....	15,800,495.88	4,567,168.08	20,367,663.96
Wichita.....	9,246,516.90	2,513,610.31	11,760,127.21
Houston.....	13,186,701.86	3,439,538.12	16,626,239.98
Berkeley.....	6,604,643.84	1,862,669.61	8,467,313.45
Omaha.....	19,145,822.10	5,616,235.88	24,762,057.98
Spokane.....	7,259,745.95	1,794,565.87	9,054,311.82
Total.....	113,516,033.12	30,639,785.96	144,155,819.08

3. Amount available for expenditure, June 30, 1939.....	\$7,244,180.92
---	----------------

A statement as of June 30, 1939, of the amounts appropriated for subscriptions to the paid-in surplus of Federal land banks on account of extensions and deferments, and payments to Federal land banks for this purpose, follows:

Appropriations for subscriptions to the paid-in surplus of Federal land banks on account of extensions and deferments, and payments for this purpose to June 30, 1939

1. Amounts appropriated:
 To June 30, 1938..... \$189,000,000.00
 Total to June 30, 1939..... 189,000,000.00
2. Payments to Federal land banks:

Federal land bank	Amount paid to June 30, 1938	Net amount paid fiscal year 1939	Amount paid to June 30, 1939
Springfield.....	\$10,288,749.43	\$528,126.90	\$10,816,876.33
Baltimore.....	4,596,452.40	121,152.13	4,717,604.53
Columbia.....	8,466,955.33	1,134,409.10	9,601,364.43
Louisville.....	10,302,974.89	197,372.53	10,205,602.36
New Orleans.....	15,471,459.64	834,794.75	16,306,254.39
St. Louis.....	12,689,847.02	345,683.94	13,035,530.96
St. Paul.....	25,369,171.82	3,273,319.43	28,642,491.25
Wichita.....	15,021,005.80	517,160.90	15,538,166.70
Houston.....	11,887,600.00	1,439,269.71	13,326,869.71
Berkeley.....	19,812,601.12	935,242.81	20,747,843.93
Omaha.....	26,035,904.31	1,791,105.28	27,827,009.59
Spokane.....	15,195,244.55	768,042.80	15,963,287.35
Total.....	175,137,966.31	11,590,935.22	186,728,901.53

3. Amount available for expenditure, June 30, 1939..... \$2,271,098.47
 Excess of credits (deduct).

Advances to Federal Reserve banks for industrial loans, etc.

Advances to the Federal Reserve banks for industrial loans, etc., were authorized by the act approved June 19, 1934 (48 Stat. 1105), which amended the Federal Reserve Act, as amended, by adding section 13 (b). The provisions under which the Secretary of the Treasury makes these advances were described on page 73 of the annual report for 1936.

No advances were made to the banks during the fiscal year 1939. Payments received by the Treasury during the year aggregated \$119,318.85.

The following statement is a summary of the transactions in connection with these advances to Federal Reserve banks:

Advances to the Federal Reserve banks for industrial loans and payments received by the Treasury to June 30, 1939

Federal Reserve bank	Maximum payments authorized	Payments made to Federal Reserve banks to June 30, 1939	Payments received by the Treasury to June 30, 1939
Atlanta.....	\$5,272,031.55	\$756,934.44	\$9,065.91
Boston.....	10,230,236.88	2,875,115.98	91,691.88
Chicago.....	19,748,516.70	1,417,701.33	95,058.60
Cleveland.....	14,146,863.66	1,015,571.33	36,868.77
Dallas.....	4,359,338.10	1,251,788.08	73,499.57
Kansas City.....	4,131,276.30	1,145,717.73	31,222.88
Minneapolis.....	3,509,467.65	1,007,746.96	34,318.46
New York.....	42,529,210.65	7,752,044.63	82,687.08
Philadelphia.....	14,620,883.52	4,198,400.60	293,888.04
Richmond.....	5,808,291.43	3,420,662.05	66,714.26
St. Louis.....	5,093,112.25	547,832.83	5,947.94
San Francisco.....	9,850,328.30	2,156,795.01
Total.....	139,299,556.99	27,546,310.97	821,263.39

Appropriations and expenditures under the Social Security Act

The Social Security Act, approved August 14, 1935, provided, among other things, for the establishment of a system of Federal old-age benefits, and for grants-in-aid to the several States to enable them to make more adequate provision for aged persons, blind persons, dependent and crippled children, maternal and child welfare, public health, and the administration of their unemployment compensation laws.

The amounts appropriated to June 30, 1939, under the various authorizations contained in the Social Security Act and total expenditures from such appropriations to June 30, 1939, are shown in the table on page 402.

Obligations of foreign governments

The United States received during the year payments aggregating \$500,452.82 on account of the indebtedness of foreign governments, of which \$71,000 was for account of principal, \$391,391.82 was for account of interest, and \$38,061 was for account of annuities under the moratorium agreements.

The following statement shows the payments due during the period July 1 to December 31, 1938, and the amounts actually paid on account by certain governments:

AMOUNTS DUE AND PAYABLE, JULY 1 TO DECEMBER 31, 1938

Country	Funding agreements		Moratorium agreements	Total
	Principal	Interest		
Belgium.....		\$4,158,000.00	\$484,453.88	\$4,642,453.88
Czechoslovakia.....	\$1,500,000.00		182,812.78	1,682,812.78
Estonia.....	136,000.00	286,265.00	36,585.29	458,850.29
Finland.....	71,000.00	142,905.00	19,030.50	232,935.50
France.....		19,261,432.50	3,046,879.72	22,308,312.22
Great Britain.....	37,000,000.00	75,950,000.00	9,720,765.05	122,670,765.05
Greece.....	463,000.00	217,920.00	67,137.38	748,057.38
Hungary.....	14,345.00	33,185.08	4,225.58	51,755.66
Italy.....		1,245,437.50	806,155.88	2,141,593.38
Latvia.....	56,200.00	119,609.00	15,274.26	191,083.26
Lithuania.....		107,783.67	13,683.26	121,466.93
Poland.....	1,589,000.00	3,582,810.00	456,229.71	5,628,039.71
Rumania.....			48,750.08	48,750.08
Yugoslavia.....		38,515.63		38,515.63
Total.....	40,829,545.00	105,143,863.38	14,991,983.37	160,965,391.75

AMOUNTS ACTUALLY PAID

Finland.....	\$71,000.00	\$142,905.00	\$19,030.50	\$232,935.50
Greece.....		87,168.00		87,168.00
Hungary.....		9,828.16		9,828.16
Total.....	71,000.00	239,901.16	19,030.50	329,931.66

¹ Represents payment of 40 percent of interest due on May 10, 1938, which was received on September 27, 1938.

The following statement shows payments due during the period January 1 to June 30, 1939, and the amounts actually paid on account:

AMOUNTS DUE AND PAYABLE, JANUARY 1 TO JUNE 30, 1939

Country	Funding agreements		Moratorium agreements	Total
	Principal	Interest		
Belgium.....	\$4,700,000.00	\$4,158,000.00	\$484,453.88	\$9,342,453.88
Czechoslovakia.....	1,500,000.00		182,812.78	1,682,812.78
Estonia.....		286,265.00	36,585.29	322,850.29
Finland.....		141,662.50	19,030.50	160,693.00
France.....	74,320,592.38	19,261,432.50	3,046,879.72	96,628,904.60
Germany (Austrian indebtedness).....	1,460,083.00		34,767.23	494,860.23
Great Britain.....		75,950,000.00	9,720,765.05	85,670,765.05
Greece.....	468,000.00	217,920.00	67,137.38	753,057.38
Hungary.....		33,185.08	4,225.58	37,410.66
Italy.....	15,200,000.00	1,245,437.50	896,155.88	17,341,593.38
Latvia.....		119,609.00	15,274.26	134,883.26
Lithuania.....	49,245.00	107,783.67	13,683.26	170,711.93
Poland.....		3,582,810.00	456,229.71	4,039,039.71
Rumania.....	2,200,000.00		48,750.08	2,248,750.08
Yugoslavia.....	450,000.00	38,515.63		488,515.63
Total.....	99,347,930.38	105,142,620.88	15,026,750.60	219,517,301.86

AMOUNTS ACTUALLY PAID

Finland.....		\$141,662.50	\$19,030.50	\$160,693.00
Hungary.....		9,828.16		9,828.16
Total.....		151,490.66	19,030.50	170,521.16

¹ The German Government has been notified that the Government of the United States will look to the German Government for the discharge of this indebtedness of the Government of Austria to the Government of the United States.

Press releases of the Treasury Department and correspondence exchanged between the Government of the United States and various foreign governments regarding the amounts due during the fiscal year will be found as exhibit 34 on page 287 of this report.

A statement showing the principal of the funded and unfunded indebtedness of foreign governments to the United States, the accrued and unpaid interest thereon, and payments on account of principal and interest as of November 15, 1939, appears as table 59 on page 513.

The total amounts previously due from foreign governments on account of their indebtedness to the United States under the funding and moratorium agreements and not paid as of November 15, 1939, according to contract terms, are shown in the following statement:

TOTAL AMOUNTS DUE AND NOT PAID, AS OF NOVEMBER 15, 1939

Country	Funding agreements		Moratorium agreements	Total
	Principal	Interest		
Belgium.....	\$31,300,000.00	\$47,514,000.00	\$5,813,446.56	\$84,627,446.56
Czechoslovakia.....	19,170,085.83		2,193,753.36	21,363,839.19
Estonia.....	859,000.00	3,966,815.00	439,023.48	5,264,838.48
France.....	358,666,330.49	269,660,055.00	36,562,556.64	664,888,942.13
Germany (Austrian indebtedness) ¹	1,840,372.00		139,068.92	1,979,440.92
Great Britain.....	202,000,000.00	969,849,481.58	116,649,180.60	1,288,498,662.18
Greece.....	6,208,000.00	2,364,835.50	872,785.94	9,445,621.44
Hungary ²	93,175.00	411,056.29	50,706.96	554,938.25
Italy.....	95,400,000.00	14,190,666.74	10,753,870.56	120,344,537.30
Latvia.....	346,100.00	1,539,386.84	183,291.12	2,068,777.96
Lithuania.....	312,825.00	1,338,004.36	164,199.12	1,815,028.48
Poland.....	10,350,000.00	49,647,510.00	5,474,756.52	65,472,266.52
Rumania.....	11,200,000.00		585,000.96	11,785,000.96
Yugoslavia.....	2,725,000.00	154,062.52		2,879,062.52
Total.....	740,470,888.32	1,360,635,873.83	179,881,640.74	2,280,988,402.89

¹ The German Government has been notified that the Government of the United States will look to the German Government for the discharge of this indebtedness of the Government of Austria to the Government of the United States.

² The Hungarian Government has deposited with the foreign creditors' account at the Hungarian National Bank an amount of pengo equivalent to the interest payments due from December 15, 1932, to June 15, 1937. The debt funding and moratorium agreements with Hungary provide for payment in dollars in the United States.

Austria.—There will be found as exhibit 35 on page 296 a press release of the Department of State dated November 26, 1938, containing copies of notes exchanged between the German Government and the United States with respect to the notification to the German Government that the Government of the United States will look to it for the discharge of the relief indebtedness of the Government of Austria to the Government of the United States under the debt agreement of May 8, 1930, and the moratorium agreement signed September 14, 1932, between the Government of the United States and the Government of Austria. Previous information relating to this subject appears as exhibit 46 on page 292 in the Annual Report of the Secretary of the Treasury for the fiscal year 1938.

Hungary.—In accordance with its proposal of August 16, 1937, the Hungarian Government made semiannual payments of \$9,828.16 on December 14, 1938, and June 12, 1939, for application on account of the funded indebtedness of the Hungarian Government to the United States.

When making such payments the Hungarian Minister expressed the hope of his government that the Congress would give favorable consideration to its offer, made in February 1938, seeking a new debt arrangement on a permanent basis providing for payment of the original debt, without interest, in equal installments covering approximately 30 years. This proposal (see exhibit 48 on page 297 of the annual report for 1938) was recommended to the consideration of the Congress by the President on March 28, 1938, with an expression of the belief that it represented a noteworthy wish and effort of the Hungarian Government to meet its obligations to the United States.

Nicaragua.—In pursuance of Article II of the agreement of April 14, 1938, which was ratified by the Senate on June 13, 1938, the United States agreed to pay and Nicaragua agreed to accept the sum of \$72,000 in full settlement of the claim of Nicaragua for refund of \$372,879.06, being the principal amount of certain income taxes paid by the Ferrocarril del Pacifico de Nicaragua (a railroad owned and operated by Nicaragua), and for refund of interest thereon, and in consideration of such agreement the United States canceled the indebtedness of Nicaragua in the principal amount of \$289,898.78, together with interest thereon. Accordingly, \$72,000, appropriated in the act approved June 29, 1939, was paid to Nicaragua.

Rumania.—A communication was received on May 3, 1939, from the Rumanian Minister at Washington containing a notice that he had been designated by his government to negotiate with the United States Government for the purpose of reaching a new agreement in respect to the debt owed by the Rumanian Government to the United States. A reply to this communication was transmitted to the Rumanian Minister on June 9, 1939.

Press releases of the Department of State dated May 4, 1939, and June 13, 1939, containing copies of these communications, are shown on page 294.

Receipts from Germany

During the fiscal year 1939 the United States received no payments from the Government of Germany under the debt funding agreement of June 23, 1930, covering the costs of the American Army of Occupa-

tion and the awards of the Mixed Claims Commission, United States and Germany.

Army costs.—Payments of 8,200,000 reichsmarks were due on September 30, 1938, and March 31, 1939, respectively, from the Government of Germany on account of army costs under the provisions of the debt agreement of June 23, 1930. Interest amounting to 4,357,250 reichsmarks was also due on those dates. There has been no change in the army cost account from that shown in the statement appearing on page 39 of the annual report of 1932.

Mixed claims, United States and Germany.—Payments of 20,400,000 reichsmarks were due on September 30, 1938, and March 31, 1939, respectively, from the Government of Germany on account of mixed claims awards under the provisions of the debt agreement of June 23, 1930. Interest amounting to 14,790,000 reichsmarks was also due on those dates.

Annuities under moratorium agreement.—The semiannual installments, aggregating 3,058,098.90 reichsmarks, of the annuities under the moratorium agreement with the Government of Germany dated May 26, 1932, which were due during the fiscal year 1939, were not paid by Germany.

The status of the indebtedness of Germany to the United States as of June 30, 1939, under the funding and moratorium agreements is summarized in the following tables:

AMOUNT OF INDEBTEDNESS

Class	Indebtedness as funded	Total indebtedness as of June 30, 1939	Principal	Interest accrued and unpaid ¹
Army costs (reichsmarks).....	1,048,100,000	1,017,530,297.12	997,500,000	20,030,297.12
Mixed claims (reichsmarks).....	2,121,600,000	2,095,590,000.00	2,040,000,000	55,590,000.00
Total (reichsmarks).....	3,169,700,000	3,113,120,297.12	3,037,500,000	75,620,297.12
Total (in dollars, at 40.33 cents to the reichsmark).....	1,278,340,010	1,255,521,415.83	1,225,023,750	30,497,665.83

¹ Includes interest accrued under unpaid moratorium agreement annuities.

² Includes 4,027,611.95 reichsmarks deposited by the German Government in the Konversionskasse für Deutsche Auslandsschulden and not paid to the United States in dollars as required by the debt and moratorium agreements.

PAYMENTS RECEIVED

Class	Total payments received as of June 30, 1939	Payments of principal	Payments of interest
Army costs (reichsmarks).....	51,456,406.25	50,600,000.00	856,406.25
Mixed claims (reichsmarks).....	87,210,000.00	81,600,000.00	5,610,000.00
Total (reichsmarks).....	138,666,406.25	132,200,000.00	6,466,406.25
Total (in dollars).....	33,587,809.69	31,539,595.84	2,048,213.85

AMOUNTS NOT PAID ACCORDING TO CONTRACT TERMS, JUNE 30, 1939

Date due	Funding agreement		Moratorium agreement	Total
	Principal	Interest		
Sept. 30, 1933.....reichsmarks.....		2,498,562.50	1,529,049.45	14,027,611.95
Mar. 31, 1934.....do.....	122,400,000		1,529,049.45	123,929,049.45
Sept. 30, 1934.....do.....	20,400,000	3,855,687.50	1,529,049.45	25,784,736.95
Mar. 31, 1935.....do.....	82,900,000	4,534,250.00	1,529,049.45	88,963,299.45
Sept. 30, 1935.....do.....	29,700,000	5,212,812.50	1,529,049.45	36,441,861.95
Mar. 31, 1936.....do.....	29,700,000	5,891,375.00	1,529,049.45	37,120,424.45
Sept. 30, 1936.....do.....	29,700,000	6,569,937.50	1,529,049.45	37,798,986.95
Mar. 31, 1937.....do.....	29,700,000	7,248,500.00	1,529,049.45	38,477,549.45
Sept. 30, 1937.....do.....	28,600,000	7,927,062.50	1,529,049.45	38,056,111.95
Mar. 31, 1938.....do.....	28,600,000	8,585,687.50	1,529,049.45	38,714,736.95
Sept. 30, 1938.....do.....	28,600,000	9,244,312.50	1,529,049.45	39,373,361.95
Mar. 31, 1939.....do.....	28,600,000	9,902,937.50	1,529,049.45	40,031,986.95
Total.....	458,900,000	71,471,125.00	18,348,593.40	548,719,718.40
Total (in dollars, at 40.33 cents to the reichsmark).....	185,074,370	28,824,304.71	7,399,987.72	£ 221,298,662.43

¹ Includes 4,027,611.95 reichsmarks deposited by the German Government in the Konversionskasse für Deutsche Auslandsschulden and not paid to the United States in dollars as required by the debt and moratorium agreements.

Treasury administration of alien and mixed claims

The Settlement of War Claims Act of 1928 authorized the Secretary of the Treasury to make payments on account of (1) awards of the Mixed Claims Commission, United States and Germany, for claims of American nationals against the Government of Germany; (2) awards of the War Claims Arbitrator for claims of German, Austrian, and Hungarian nationals against the Government of the United States; and (3) awards of the Tripartite Claims Commission for claims of American nationals against the Governments of Austria and Hungary.

The time within which claimants could file applications for payment of awards from the Mixed Claims Commission, United States and Germany, and the Tripartite Claims Commission, United States, Austria, and Hungary, has been extended from time to time, and was further extended until March 10, 1940, under the joint resolution of Congress approved May 23, 1938, a copy of which will be found as exhibit 64 on page 346 of the annual report for 1938.

Executive Order No. 6981, dated March 2, 1935, as amended by Executive Order No. 7111, dated July 22, 1935, removed in certain cases the restrictions imposed by Public Resolution No. 53 of June 27, 1934, as to payments, transfers, and deliveries of property under the Trading with the Enemy Act, as amended, and the Settlement of War Claims Act of 1928, as amended.

Mixed Claims Commission: Claims against Germany.—No payments were made during the year on account of awards of the Mixed Claims Commission.

The following summary shows the awards certified to the Treasury by the Secretary of State, by classes, number, and amount of the awards, the amount paid on account, and the balance due thereon as of September 30, 1939:

Number and amount of awards of the Mixed Claims Commission, United States and Germany, certified to the Secretary of the Treasury by the Secretary of State and the amount paid and balance due, by classes, as of September 30, 1939

Awards certified	Total number of awards	Total amount	Class I		Class II		Class III		United States Government	
			Number of awards	Awards on account of death and personal injury	Number of awards	Other awards of \$100,000 and less	Number of awards	Other awards over \$100,000	Number of awards	Amount
1. Amount due on account:										
Principal of awards:										
Agreement of Aug. 10, 1922.....	4,551	\$156,685,145.09	420	\$3,489,437.75	3,829	\$15,102,155.76	298	\$96,058,757.17	4	\$42,034,794.41
Agreement of Dec. 31, 1928.....	2,990	3,695,863.20	115	556,625.00	2,169	2,447,803.92	6	691,434.28		
		160,381,008.29		4,046,062.75		17,549,959.68		96,750,191.45		42,034,794.41
Less amounts paid by Alien Property Custodian and others.....		187,226.85				48,012.50		139,214.35		
		160,193,781.44		4,046,062.75		17,501,947.18		96,610,977.10		42,034,794.41
Interest to Jan. 1, 1928, at rates specified in awards:										
Agreement of Aug. 10, 1922.....		69,755,018.74		732,801.61		6,851,202.19		42,961,689.72		19,209,325.22
Agreement of Dec. 31, 1928.....		1,409,240.88		115,976.22		971,159.15		322,105.51		
		231,358,041.06		4,894,840.58		25,324,308.52		139,894,772.33		61,244,119.63
Interest thereon to date of payment or, if unpaid Sept. 30, 1939, at 5% per annum as specified in the Settlement of War Claims Act of 1928.....		66,934,125.11		188,801.74		1,377,049.54		29,402,035.36		35,966,238.47
Total due claimants.....		298,292,166.17		5,083,642.32		26,701,358.06		169,296,807.69		97,210,358.10
2. Payments made on account up to Sept. 30, 1939:										
Principal of awards:										
Agreement of Aug. 10, 1922.....	4,237	121,748,234.85	420	3,489,437.75	3,817	15,036,992.57		103,221,804.53		
Agreement of Dec. 31, 1928.....	2,263	3,791,791.80	115	556,625.00	2,148	2,445,886.69		789,280.11		
Interest to Jan. 1, 1928, at rates specified in awards:										
Agreement of Aug. 10, 1922.....		7,577,234.02		732,801.61		6,844,432.41		(2)		
Agreement of Dec. 31, 1928.....		1,086,361.01		115,976.22		970,384.79		(2)		
Interest at 5% per annum from Jan. 1, 1928, to date of payment as directed by the Settlement of War Claims Act of 1928.....		1,550,223.07		188,801.74		1,361,421.33		(2)		
Total payment to Sept. 30, 1939.....		135,753,844.75		5,083,642.32		26,659,117.79		104,011,084.64		

Footnotes at end of table.

Number and amount of awards of the Mixed Claims Commission, United States and Germany, certified to the Secretary of the Treasury by the Secretary of State and the amount paid and balance due, by classes, as of September 30, 1939—Continued

74

REPORT OF THE SECRETARY OF THE TREASURY

Awards certified	Total number of awards	Total amount	Class I		Class II		Class III		United States Government	
			Number of awards	Awards on account of death and personal injury	Number of awards	Other awards of \$100,000 and less	Number of awards	Other awards over \$100,000	Number of awards	Amount
2. Payments made on account up to Sept. 30, 1939—Con. Less one-half of 1% deduction from each payment:										
Agreement of Aug. 10, 1922.....		² \$651,898.77		\$21,650.20		\$114,139.15		\$516,109.42		
Agreement of Dec. 31, 1928.....		⁴ 26,871.04		3,767.97		19,156.68		3,946.39		
Net payments made to claimants up to Sept. 30, 1939.....		135,075,074.94		5,058,224.15		26,525,821.96		103,491,028.83		
3. Balance due on account:										
Principal of awards:										
Agreement of Aug. 10, 1922.....	314	96,920,698.33			12	17,150.69	298	35,659,428.01	4	\$61,244,119.63
Agreement of Dec. 31, 1928.....	27	226,176.91			21	1,917.23	6	224,259.68		
Interest to Jan. 1, 1928, at rates specified in awards:										
Agreement of Aug. 10, 1922.....		6,769.78				6,769.78				
Agreement of Dec. 31, 1928.....		774.36				774.36				
Accrued interest at 5% per annum from Jan. 1, 1928, on total amount payable as of Jan. 1, 1928, to Sept. 30, 1939.....		65,383,902.04				15,628.21		29,402,035.36		35,966,238.47
Balance due claimants as of Sept. 30, 1939.....		162,538,321.42				42,240.27		65,285,723.05		97,210,358.10

¹ Includes payments on account of interest to Jan. 1, 1928, on class III awards. Payments on this class of awards are first applied on account of the total amount payable as of Jan. 1, 1928, as directed by the Settlement of War Claims Act of 1928, until total of all payments on the three classes equals 80 percent of the amount payable Jan. 1, 1928. Payment of accrued interest since Jan. 1, 1928, on this class of claims deferred in accordance with act.

² See note 1.

³ Of this amount \$651,809.90 has been covered into the Treasury as miscellaneous receipts. A further sum of \$88.87 will be covered into the Treasury at a later date.

⁴ Of this amount \$24,150.09 has been paid to the Government of Germany. A further sum of \$2,720.95 is payable in connection with the adjudication of late claims under the agreement of Dec. 31, 1928.

War Claims Arbiter.—Under the Settlement of War Claims Act of 1928, it was the duty of the War Claims Arbiter, within certain limitations, to hear the claims of German, Austrian, and Hungarian nationals and to determine the fair compensation to be paid by the United States for ships seized, patents sold or used by the United States, and a radio station sold to the United States.

War Claims Arbiter: Claims of German nationals.—The Treasury completed up to June 30, 1935, payment of 50 percent of the amount of all awards made by the War Claims Arbiter in favor of German nationals as required by paragraph 7 of section 4 (c) of the Settlement of War Claims Act of 1928. No payments were made on these awards subsequent to that date.

The following summary shows the number and amount of awards in favor of German nationals certified to the Treasury for payment, the payments made on account, and the balance due thereon as of September 30, 1939:

Awards of the War Claims Arbiter on account of claims of German nationals for ships, patents, and radio station, amount paid, and balance due on each, as of September 30, 1939

Awards certified	Total amount (315 awards)	Ships, amount (27 awards)	Patents and radio station, amount (288 awards)
1. Amount due on account:			
Principal of awards, including interest to Jan. 1, 1929.....	\$86, 738, 320. 83	\$74, 252, 933. 00	\$12, 485, 387. 83
Interest at 5% per annum from Jan. 1, 1929, on total amount payable as of Jan. 1, 1929, or on the principal amount remaining unpaid to Sept. 30, 1939.....	27, 994, 882. 99	23, 815, 414. 30	4, 179, 468. 69
Total due claimants.....	114, 733, 203. 82	98, 068, 347. 30	16, 664, 856. 52
2. Payments made on account to Sept. 30, 1939:			
Principal of awards.....	43, 368, 899. 24	37, 126, 205. 21	6, 242, 694. 03
Interest at 5% per annum from Jan. 1, 1929, on total amount payable as of Jan. 1, 1929, or on the principal amount remaining unpaid to Sept. 30, 1939.....			
Total payments to Sept. 30, 1939.....	43, 368, 899. 24	37, 126, 205. 21	6, 242, 694. 03
3. Balance due on account:			
Principal of awards.....	43, 369, 421. 59	37, 126, 727. 79	6, 242, 693. 80
Interest accrued at 5% per annum from Jan. 1, 1929, on total amount payable as of Jan. 1, 1929, or on the principal amount remaining unpaid to Sept. 30, 1939.....	27, 994, 882. 99	23, 815, 414. 30	4, 179, 468. 69
Balance due claimants.....	71, 364, 304. 58	60, 942, 142. 09	10, 422, 162. 49

War Claims Arbiter: Claims of Hungarian nationals.—The awards made by the Arbiter to Hungarian nationals in the sum of \$39,125, with interest at the rate of 5 percent per annum from July 2, 1921, to December 31, 1928, amounting to \$14,675, have been paid with the exception of one award amounting to \$137.51, together with interest thereon at the rate of 5 percent per annum from December 31, 1928. No payments were made during the year on these awards.

German special deposit account.—The following statement shows the total amounts deposited in the German special deposit account, the

amounts paid therefrom to September 30, 1939, and the balance held in the account:

Funds deposited in the German special deposit account and payments made therefrom to September 30, 1939

RECEIPTS

From investments by Alien Property Custodian under Trading With the Enemy Act, as amended:		
Unallocated interest fund.....	\$25,000,000.00	
Less refunds.....	4,000,000.00	
	<hr/>	
	21,000,000.00	
20% German property retained.....	17,552,096.91	
	<hr/>	\$38,552,096.91
From Germany:		
2½% of Dawes' annuities available for reparations (Paris agreement of Jan. 14, 1925).....	32,183,060.87	
Under German-American debt agreement, June 23, 1930.....	19,469,964.00	
Interest on payments postponed under terms of debt agreement dated June 23, 1930.....	1,743,738.70	
	<hr/>	53,396,763.57
Appropriation for ships, patents, and radio station.....	86,738,320.83	
Expenses of administration, War Claims Arbitrator, on account of German nationals.....	113,624.20	
	<hr/>	86,851,945.03
Deposits by Attorney General of the United States (Alien Property Bureau) under section 25 (d) of Trading With the Enemy Act, as amended:		
German Government.....	137,136.17	
German nationals.....	256,336.20	
	<hr/>	393,472.37
Earnings and profits on investments by Secretary of the Treasury.....	4,990,177.12	
	<hr/>	
Total receipts.....		\$184,184,455.00

PAYMENTS ON ACCOUNT

Awards of the Mixed Claims Commission:		
Under agreement of Aug. 10, 1922.....	\$129,727,690.98	
Under agreement of Dec. 31, 1928.....	5,347,383.96	
	<hr/>	\$135,075,074.94
Awards of War Claims Arbitrator:		
For ships.....	37,126,205.21	
For patents and radio station.....	6,242,694.03	
	<hr/>	43,368,899.24
One-half of 1% deducted from mixed claims payments covered into Treasury (\$88.87 withheld but not paid).....		651,809.90
One-half of 1% deducted from mixed claims payments on account of awards entered under agreement of Dec. 31, 1928 (act of June 21, 1930), and paid to Germany (\$2,720.95 withheld but not paid).....		24,150.09
Advances to special fund, expenses of administration of the Settlement of War Claims Act of 1928 (Office of the Secretary of the Treasury).....		45,175.00
Expenses of administration, War Claims Arbitrator, account of German nationals.....		113,624.20
	<hr/>	
Total payments.....		179,278,733.37
Balance in German special deposit account (including investments).....		<hr/>
		4,905,721.63
Made up as follows:		
\$3,847,000 face amount 3% Treasury bonds of 1951-55.....	Principal cost	\$3,828,053.51
\$110,000 face amount 2% Treasury notes, series B-1942.....		110,000.00
Cash balance.....		967,668.12
		<hr/>
		4,905,721.63

Tripartite Claims Commission: Claims against Austria.—The total amount of awards, including interest, certified by the Tripartite Claims Commission to the Treasury for payment was \$370,032.14. The award of \$135.06 was paid during the fiscal year, completing the payment of these awards.

Tripartite Claims Commission: Claims against Hungary.—The awards entered by the Tripartite Claims Commission against Hungary, in favor of American nationals, amounted to \$199,975.57. During the fiscal year 1939 no payments were made on account of such

awards. As of June 30, 1939, awards aggregating \$7,257.35 had not been paid because claimants had not filed applications as required by law.

Claims of American nationals against Turkey

Representatives of the United States and Turkey signed at Istanbul on October 25, 1934, a final agreement for the settlement of the claims of the nationals of each country against the other, embraced within the agreement concluded between the United States and Turkey through an exchange of notes on December 24, 1923, and confirmed by a further exchange of notes on February 17, 1927. The agreement provides that the Republic of Turkey will pay to the United States the sum of \$1,300,000, without interest, in full settlement of claims of American citizens which are embraced by the agreement of December 24, 1923, in 13 annual installments of \$100,000 each; the first installment to be paid on June 1, 1936, following ratification of the agreement by the Great National Assembly of Turkey. The agreement was approved by the Assembly on December 23, 1934. Under an exchange of notes in October and November 1937 the United States consented to a change of the due date for the payment of the annual installments under the agreement from June 1 to June 20 because June 1 coincides with the beginning of the Turkish fiscal year and was therefore an inconvenient time for the Turkish Government to make payments of an important nature.

Under the joint resolution approved June 18, 1934, authorizing an appropriation to cover the expenses incurred by the United States in connection with such claims, it was provided that the expenses shall become a first charge upon any moneys received from the Turkish Government and the amount of such expenditures shall be deducted from the first payment by the Turkish Government and deposited in the Treasury as miscellaneous receipts, and that the Secretary of State in distributing to the respective claimants the balance of the amounts received from the Turkish Government shall apportion the amount withheld on account of expenses in such manner as to constitute a uniform percentage of deduction from the amount found to be due each claimant.

The Special Claims Commission, United States and Turkey, established under the agreement of December 24, 1923, made awards in 33 cases aggregating \$899,338.09, which were reduced by \$70,891.06 on account of expenses incurred by the United States, leaving net awards amounting to \$828,447.03 payable from funds received from the Republic of Turkey. Under the provisions of the act of February 27, 1896 (29 Stat. 32), these awards were certified on August 19, 1937, by the Secretary of State to the Secretary of the Treasury for payment. During the fiscal year 1939 a pro rata payment was authorized to be made to the claimants by the Treasury from funds amounting to \$100,000, available for that purpose.

*Statement of awards made by Special Claims Commission, United States and Turkey,
as of June 30, 1939*

Amount awarded to claimants:	
Amount of claims.....	\$539,844.13
Interest allowed.....	359,493.96
Total.....	899,338.09
Less deductions on account of expenses incurred by the United States.....	70,891.06
Amount of awards.....	<u>\$828,447.03</u>
Amount received from Republic of Turkey:	
To June 30, 1938.....	200,000.00
During fiscal year 1939.....	100,000.00
Total.....	300,000.00
Less reimbursement for expenses by the United States.....	70,891.06
Available for payment to claimants.....	229,108.94
Amount paid to claimants:	
To June 30, 1938.....	129,080.20
During fiscal year 1939.....	99,977.75
Total.....	<u>229,057.95</u>
Balance due claimants for which vouchers have not been received.....	50.99

¹ Installment of \$100,000 due on June 20, 1939, received by Treasury on July 6, 1939.

Claims of American nationals against Mexico

The Special Mexican Claims Commission was established pursuant to the act approved April 10, 1935, with jurisdiction to hear and determine, conformable to the terms of the convention of September 10, 1923, and justice and equity, all claims against the Republic of Mexico, notices of which were filed with the Special Claims Commission, United States and Mexico, established by the convention of September 10, 1923, in which the said Commission failed to award compensation, except such claims as may be found by the Commission provided for in the Special Claims Convention of April 24, 1934, to be general claims and recognized as such by the General Claims Commission. Section 4 of the act provides that if, after all claims have been passed upon and all awards have been entered, the total amount of such awards is greater than the amount that the Government of Mexico has agreed to pay to the Government of the United States in satisfaction of the claims, less expenses of the Commission, it shall reduce the awards on a percentage basis to such amount, and shall enter final awards in such reduced amounts.

Pursuant to section 9 of the act of April 10, 1935, the Secretary of State shall transmit to the Secretary of the Treasury a list of all claims allowed in whole or in part, together with the amount of each claim and the amount awarded by the Commission, and the Secretary of the Treasury, after making the deduction to cover the expenses of the United States incurred in connection with such claims, shall distribute in ratable proportions, among the persons in whose favor awards shall have been made, or their assignees, heirs, executors, or administrators of record, according to the proportions which their respective awards shall bear to the whole amount then available for distribution, such moneys as may be received from the Government of Mexico under the convention of April 24, 1934.

Under the convention between the United States and Mexico dated April 24, 1934, covering the en bloc settlement of the claims presented by the Government of the United States to the Commission

established by the Special Claims Convention concluded September 10, 1923, the amount to be paid by the Government of Mexico to the Government of the United States was fixed at \$5,448,020.14. This amount is to be paid at the rate of \$500,000 per annum, beginning January 1, 1935, and continuing until the whole amount shall have been paid. Deferred payments, that is, payments made after January 2, 1935, shall bear interest at the rate of one-fourth of 1 percent per annum for the first year counting from January 1, 1935, and an additional one-fourth of 1 percent for each additional year until the maximum of 1 percent is reached, which shall be applied beginning January 1, 1939. In the event of failure to make annual payments when due, this rate shall be increased at the rate of one-fourth of 1 percent per annum on the amount of deferred payments during the period of any such delay until a maximum additional rate of 3 percent on such overdue amounts is reached.

On June 20, 1938, the Secretary of State certified to the Secretary of the Treasury for payment a list of awards entered by the Special Mexican Claims Commission aggregating \$9,137,341.79, subsequently adjusted to \$9,140,041.79, which were subject to reduction on a percentage basis as provided in section 4 of the act approved April 10, 1935. The final awards as adjusted aggregated \$5,209,823.86. The total appropriations to cover the expenses incurred by the United States amounted to \$250,000 and, pending a final determination as to the actual amount of expenses paid by the United States, \$249,500 of the appropriations has been withheld from the payments made by the Government of Mexico.

As of June 30, 1939, there had been received and made available for distribution to claimants the sum of \$2,349,200.50. Amounts aggregating 45.09 percent of the final awards of \$5,209,823.86 have been authorized to be distributed to the claimants.

Statement of awards made by Special Mexican Claims Commission, United States and Mexico, as of June 30, 1939

Amount of final awards to claimants after application of section 4 of the act approved Apr. 10, 1935.....		\$5,209,823.86
Amount received from Government of Mexico:		
To June 30, 1938, \$2,000,000 principal and \$64,220.30 interest.....	\$2,064,220.30	
Jan. 2, 1939, \$500,000 principal and \$34,480.20 interest.....	534,480.20	
Total to June 30, 1939.....		2,598,700.50
Less amount reserved to cover expenses incurred by the United States.....		249,500.00
Available for payment to claimants.....		2,349,200.50
Amount paid to claimants during fiscal year 1939.....	2,087,193.47	
Total to June 30, 1939.....		2,087,193.47
Balance due claimants:		
For which vouchers have not been received.....	261,916.11	
For subsequent distribution.....	90.92	
		262,007.03

Railroad obligations

Total receipts during the fiscal year on account of railroad securities amounted to \$59,793.08 of which \$5,047.79 was collected by the Director General of Railroads under the Federal Control Act, as amended, and \$54,745.29 was collected by the Treasury Department under section 210 of the Transportation Act, 1920, as amended.

The following statement shows the total amount of railroad obligations, by classes, originally held by the United States Government

(exclusive of certain miscellaneous obligations held by the Director General of Railroads), the amount held on June 30, 1939, and payments received on account:

Class	Principal amount originally held	Principal amount held on June 30, 1939	Total payments received	
			Principal	Interest
Federal Control Act:				
Equipment trust notes.....	\$346,556,750.00	-----	\$346,556,750.00	\$45,338,918.25
Sec. 7.....	98,401,755.00	-----	98,401,755.00	23,100,562.27
Sec. 12.....	62,103,453.28	-----	62,103,453.28	4,248,171.96
Transportation Act:				
Sec. 207.....	282,712,837.36	\$5,007,000.00	1 277,695,167.90	54,360,339.70
Sec. 210.....	290,800,667.00	25,223,232.55	265,577,434.45	90,846,815.47
Total.....	1,080,575,462.64	30,230,232.55	1,050,334,560.63	217,894,807.65

¹ Stock of the Kansas, Oklahoma & Gulf Ry. Co., in the face amount of \$212,500, was sold on the market for \$201,830.54, resulting in a difference of \$10,669.46 between the receipts and the principal originally held.

Section 207, Transportation Act, 1920, as amended.—The following statement shows the amount of obligations of carriers acquired under section 207 and held on June 30, 1939:

Obligations acquired under the provisions of sec. 207 of the Transportation Act, 1920, and held as of June 30, 1939

Carrier	Principal amount of promissory note or of directly held security	Collateral, face amount	Class of collateral or of directly held security	Principal in default	Interest in default
Chicago, Milwaukee, St. Paul & Pacific R. R. Co.	\$3,207,000	(1)	5% noncumulative preferred stock of carrier.	-----	-----
Minneapolis & St. Louis R. R. Co.	1,250,000	\$1,500,000	Refunding and extension mortgage, 5% bonds of carrier.	\$1,250,000	\$1,200,000.00
Washington, Brandywine & Point Lookout R. R. Co.	50,000	75,000	First mortgage, 6% bonds of carrier.	50,000	22,408.98
Waterloo, Cedar Falls & Northern Ry. Co.	500,000	625,000	Temporary general mortgage, 7% bonds of carrier.	500,000	544,931.50
Total.....	5,007,000	-----	-----	1,800,000	1,767,340.48

¹ Securities directly held.

Section 210, Transportation Act, 1920, as amended.—This section established a revolving fund of \$300,000,000 to be used for loans to railroads under the conditions set forth in a certificate of the Interstate Commerce Commission authorizing each loan, and also for paying judgments, decrees, and awards rendered against the Director General of Railroads. No new loans are being made as the time for making application has expired. No expenditures under this section were made by the Director General during the fiscal year. The net expenditures by him on this account amounted to \$33,640,740.24 to June 30, 1939.

Total loans (including renewal loans and repayments thereof aggregating \$59,800,000) to June 30, 1939, amounted to \$350,600,667, repayments amounted to \$325,377,434.45, and loans outstanding as of that date amounted to \$25,223,232.55.

The following statement shows the amount of obligations held on June 30, 1939, on account of loans to carriers under section 210, and the amount of principal and interest in default:

Obligations held on June 30, 1939, on account of loans to carriers under sec. 210 of the Transportation Act, 1920, as amended, and the amount of principal and interest in default

Carrier	Loans outstanding	Principal in default	Interest in default
Alabama, Tennessee & Northern R. R. Corporation.....	\$151,500.00	\$151,500.00	\$49,995.00
Aransas Harbor Terminal Ry.....	44,304.67	44,304.67	17,357.57
Des Moines & Central Iowa R. R. Co (formerly the Interurban Ry. Co.).....	633,500.00	633,500.00	429,212.96
Fort Dodge, Des Moines & Southern R. R. Co.....	200,000.00	200,000.00	113,164.91
Gainesville & Northwestern R. R. Co.....	75,000.00	792,000.00	451,440.00
Georgia & Florida Ry. (receiver).....	792,000.00	1,382,000.00	1,289,369.73
Minneapolis & St. Louis R. R. Co.....	1,382,000.00		
Missouri & North Arkansas Ry. Co.....	1,350,000.00		
Salt Lake & Utah R. R. Co.....	872,600.00		
Seaboard Air Line Ry. Co.....	14,440,577.88	14,440,577.88	7,047,201.92
Seaboard-Bay Line Co.....	1,256,000.00	1,256,000.00	565,200.00
Virginia Blue Ridge Ry. Co.....	106,000.00	106,000.00	82,509.29
Virginia Southern R. R. Co.....	38,000.00		
Waterloo, Cedar Falls & Northern Ry. Co.....	1,260,000.00	1,260,000.00	1,268,224.78
Wichita, Northwestern Ry. Co.....	381,750.00	381,750.00	355,027.50
Wilmington, Brunswick & Southern R. R. Co.....	90,000.00	90,000.00	48,600.00
Total.....	25,223,232.55	20,737,632.55	11,717,303.66

¹ Assets of these carriers have been completely liquidated, and were insufficient to meet these claims.

Trust and special funds invested by the Treasury

Under various provisions of law creating trust and special funds, the Secretary of the Treasury or the Treasurer is authorized to invest such portions of the funds as are not required to meet current withdrawals. The following statement shows the amount of Government and other securities held in these funds:

Securities held as investments in trust and special funds, June 30, 1939

[000 omitted]

Fund	Government securities	Government guaranteed securities	Other securities	Total
Adjusted service certificate fund.....	\$19,500			\$19,500
Ainsworth Library fund, Walter Reed General Hospital.....	10			10
Alaska Railroad retirement and disability fund.....	563			563
Alien property trust fund.....	18,530			18,530
Canal Zone retirement and disability fund.....	3,946			3,946
Civil service retirement and disability fund.....	465,400			465,400
District of Columbia teachers' retirement fund.....	6,307	\$95	\$1,694	8,096
District of Columbia water fund.....	1,197			1,197
District of Columbia workers' compensation fund.....	10		11	21
Foreign service retirement and disability fund.....	3,528			3,528
German special deposit account.....	3,957			3,957
Library of Congress trust fund.....	1		258	259
Longshoremen's and harbor workers' compensation fund.....	130	10	43	183
National Institute of Health gift fund.....	83			83
National park trust fund.....	12			12
Old-age reserve account.....	1,177,200			1,177,200
Pershing Hall Memorial fund.....	193			193
Railroad retirement account.....	67,200			67,200
Unemployment trust fund.....	1,267,000			1,267,000
U. S. Government life insurance fund.....	811,491		41,999	853,490
Total.....	3,846,258	105	44,005	3,890,368

Adjusted service certificate fund.—Amounts held for the account of the adjusted service certificate fund, created by the act of May 19, 1924, were reinvested during the fiscal year 1939 in special issues of Treasury certificates of indebtedness bearing interest at the rate of 4 percent per annum, in accordance with the procedure outlined in the Annual Report of the Secretary of the Treasury for the fiscal year 1925.

In accordance with the provisions of the Adjusted Compensation Payment Act, 1936, enacted January 27, 1936, payments were made from the fund during the fiscal year 1939 on account of the issuance of \$6,560,800 of adjusted service bonds and on account of checks for amounts less than \$50, totaling \$277,649.56.

During the year \$6,300,000 net face amount of certificates were redeemed to meet current payments from the fund.

A statement of the fund as of June 30, 1939 (exclusive of fund assets held by the Veterans' Administration on account of bank loans on adjusted service certificates redeemed), is as follows:

Adjusted service certificate fund, June 30, 1939

FUND ACCOUNT	
Appropriations:	
To June 30, 1936 (including \$2,230,157,956.40 appropriated in the Independent Offices Appropriation Act, 1937, approved Mar. 19, 1936).....	\$3,626,157,956.40
Interest on investments:	
To June 30, 1938.....	\$129,646,511.08
July 1, 1938, to June 30, 1939.....	1,022,509.50
Total.....	130,669,020.58
Payments under Adjusted Compensation Payment Act, 1936, enacted Jan. 27, 1936:	
Adjusted service bonds.....	1,828,651,150.00
Checks for amounts less than \$50.....	83,093,647.13
Adjusted service bonds (Government life insurance fund series)....	500,157,956.40
Total.....	2,411,902,753.53
Checks paid by Treasurer of the United States other than in final settlement of certificates under the Adjusted Compensation Payment Act, 1936, less credits on account of repayments of loans and interest thereon.....	1,324,569,997.18
	<u>3,736,472,750.71</u>
Balance in fund June 30, 1939.....	<u>20,354,226.27</u>
FUND ASSETS ¹	
Investments, 4% Treasury certificates of indebtedness.....	19,500,000.00
Unexpended balances:	
To credit of Chief Disbursing Officer, Division of Disbursement, and disbursing officers of the Veterans' Administration with the Treasurer of the United States..	770,298.12
To credit of fund on books of the Division of Bookkeeping and Warrants.....	83,928.15
Total fund assets June 30, 1939.....	<u>20,354,226.27</u>

¹ Exclusive of assets held by Veterans' Administration.

Civil service retirement and disability fund.—In accordance with the provisions of the act of May 22, 1920 (41 Stat. 614), creating the civil service retirement and disability fund, the Treasury continued during the year to make investments for account of the fund in special issues of Treasury notes bearing interest at the rate of 4 percent per annum, in accordance with the procedure outlined in the Annual Report of the Secretary of the Treasury for 1926. During 1939, \$7,505,650 face amount of 3¼ percent Treasury bonds of 1943-45 and 1944-46 were sold on the market and the proceeds reinvested in special Treasury notes.

The following statement shows the status of the fund as of June 30, 1939:

Civil service retirement and disability fund, June 30, 1939

Credits:

On account of deductions from basic compensation of employees and service-credit payments:		
From Aug. 1, 1920, to June 30, 1938.....	¹ \$454,267,116.48	
July 1, 1938, to June 30, 1939.....	39,189,390.16	
		\$493,456,506.64
Appropriations:		
To June 30, 1938.....	305,034,760.00	
Available July 1, 1938.....	² 75,086,760.00	
		380,121,520.00
Interest and profits on investments:		
From Aug. 1, 1920, to June 30, 1938.....	111,933,451.83	
July 1, 1938, to June 30, 1939.....	19,220,490.57	
		131,153,942.40
Total.....		1,004,731,969.04
Less checks paid by Treasurer of the United States on account of annuities and refunds, Aug. 1, 1920, to June 30, 1939.....		
		535,455,772.93
Balance in fund June 30, 1939.....		<u>469,276,196.11</u>

Assets:

Face amount	Principal cost	
\$59,200,000 4% special Treasury notes payable June 30, 1940.....	\$59,200,000.00	
97,900,000 4% special Treasury notes payable June 30, 1941.....	97,900,000.00	
122,300,000 4% special Treasury notes payable June 30, 1942.....	122,300,000.00	
145,400,000 4% special Treasury notes payable June 30, 1943.....	145,400,000.00	
40,600,000 4% special Treasury notes payable June 30, 1944.....	40,600,000.00	
		465,400,000.00
465,400,000		
Unexpended balances June 30, 1939:		
To credit of disbursing officers.....	2,664,290.60	
On books of Division of Bookkeeping and Warrants.....	1,211,905.51	
		3,876,196.11
Total fund assets June 30, 1939.....		<u>469,276,196.11</u>

¹ Exclusive of \$1,430,808.84 transferred to the Canal Zone retirement and disability fund pursuant to act of May 2, 1931.

² Includes \$74,244,000 appropriated from the General Fund to cover the liability of the United States and \$842,760 appropriated from the revenues of the District of Columbia to cover its liability in connection with the financing of the fund.

Canal Zone retirement and disability fund.—Under section 10 of the act of March 2, 1931 (46 Stat. 1477), creating the Canal Zone retirement and disability fund, the Secretary of the Treasury makes investments of such portion of the fund as in his judgment is not immediately required for the payment of the annuities, refunds, and allowances, in accordance with the procedure outlined in the Annual Report of the Secretary of the Treasury for 1931.

The following statement shows the status of the fund as of June 30, 1939:

Canal Zone retirement and disability fund, June 30, 1939

Credits:

On account of deductions from basic compensation of employees subject to retirement act:		
From July 1, 1931, to June 30, 1938.....	\$5,140,955.45	
July 1, 1938, to June 30, 1939.....	509,172.66	
		\$5,650,128.11
Appropriations:		
To June 30, 1938.....	1,500,000.00	
Available July 1, 1938.....	500,000.00	
		2,000,000.00
Interest and profits on investments:		
From July 1, 1931, to June 30, 1938.....	718,073.64	
July 1, 1938, to June 30, 1939.....	159,002.85	
		877,076.49
Total.....		8,527,204.60
Less checks paid by Treasurer of the United States on account of annuities and refunds, July 1, 1931, to June 30, 1939.....		
		4,493,375.90
Balance in fund June 30, 1939.....		<u>4,033,828.70</u>

Canal Zone retirement and disability fund, June 30, 1939—Continued

Assets:		Principal cost
Face amount		
\$276,000 4% special Treasury notes payable June 30, 1940.....		\$276,000.00
2,317,000 4% special Treasury notes payable June 30, 1941.....		2,317,000.00
603,000 4% special Treasury notes payable June 30, 1942.....		603,000.00
599,000 4% special Treasury notes payable June 30, 1943.....		599,000.00
151,000 4% special Treasury notes payable June 30, 1944.....		151,000.00
		<u>\$3,946,000.00</u>
3,946,000		
Unexpended balances June 30, 1939:		
To credit of disbursing officers.....	77,010.08	
On books of Division of Bookkeeping and Warrants.....	10,818.62	
		<u>87,828.70</u>
Total fund assets June 30, 1939.....		<u>4,033,828.70</u>

Foreign service retirement and disability fund.—Under section 18 of the act of May 24, 1924 (43 Stat. 144), establishing the foreign service retirement and disability fund, the Secretary of the Treasury invests such portion of the fund as in his judgment is not immediately required for authorized payments, in accordance with the procedure outlined in the Annual Report of the Secretary of the Treasury for 1927.

The following statement shows the status of the fund as of June 30, 1939:

Foreign service retirement and disability fund, June 30, 1939

Credits:		
On account of deductions from basic compensation and service-credit payments:		
From May 24, 1924, to June 30, 1938.....	\$2,353,213.54	
July 1, 1938, to June 30, 1939.....	189,486.73	
		<u>\$2,542,700.27</u>
Appropriations:		
To June 30, 1938.....	2,263,500.00	
Available July 1, 1938.....	187,600.00	
		<u>2,451,100.00</u>
Interest and profits on investments:		
From May 24, 1924, to June 30, 1938.....	883,903.98	
July 1, 1938, to June 30, 1939.....	141,332.72	
		<u>1,025,236.70</u>
Total.....		<u>6,019,036.97</u>
Less checks paid by Treasurer of the United States on account of annuities and refunds, May 24, 1924, to June 30, 1939.....		<u>2,451,038.79</u>
Balance in fund June 30, 1939.....		<u><u>3,567,998.18</u></u>
Assets:		
Face amount		Principal cost
\$763,000 4% special Treasury notes payable June 30, 1940.....		\$763,000.00
659,000 4% special Treasury notes payable June 30, 1941.....		659,000.00
885,000 4% special Treasury notes payable June 30, 1942.....		885,000.00
738,000 4% special Treasury notes payable June 30, 1943.....		738,000.00
483,000 4% special Treasury notes payable June 30, 1944.....		483,000.00
		<u>3,528,000.00</u>
3,528,000		
Unexpended balances June 30, 1939:		
To credit of disbursing officers.....	38,239.63	
On books of Division of Bookkeeping and Warrants.....	1,758.55	
		<u>39,998.18</u>
Total fund assets June 30, 1939.....		<u>3,567,998.18</u>

Alaska Railroad retirement and disability fund.—The Alaska Railroad retirement and disability fund was created pursuant to section 9 of the act of June 29, 1936 (49 Stat. 2022), for the retirement of employees of the Alaska Railroad, Territory of Alaska, who are citizens of the United States. Under section 10 of the act, the Secretary of the Treasury invests such portion of the fund as in his judgment may not be immediately required for the payment of the annuities, refunds, and allowances authorized by the act, in accordance with a procedure similar to that outlined in the Annual Report of the Secretary of the Treasury for 1931 covering investments for the Canal Zone retirement and disability fund.

The following statement shows the status of the fund as of June 30, 1939:

Alaska Railroad retirement and disability fund, June 30, 1939

Credits:		
On account of deductions from basic compensation of employees subject to retirement act:		
From June 29, 1936, to June 30, 1938	\$258, 042. 69	
July 1, 1938, to June 30, 1939	108, 260. 95	
		\$366, 303. 64
Appropriations:		
To June 30, 1938	175, 000. 00	
Available July 1, 1938	175, 000. 00	
		350, 000. 00
Interest and profits on investments:		
From June 29, 1936, to June 30, 1938	11, 463. 24	
July 1, 1938, to June 30, 1939	21, 089. 87	
		32, 553. 11
Total		748, 856. 75
Less checks paid by Treasurer of the United States on account of annuities and refunds from June 29, 1936, to June 30, 1939		155, 555. 57
Balance in fund June 30, 1939		593, 301. 18
Assets:		
<i>Face amount</i>	<i>Principal cost</i>	
\$52,000 4% special Treasury notes payable June 30, 1941	\$52, 000. 00	
265,000 4% special Treasury notes payable June 30, 1942	265, 000. 00	
225,000 4% special Treasury notes payable June 30, 1943	225, 000. 00	
21,000 4% special Treasury notes payable June 30, 1944	21, 000. 00	
		563, 000. 00
563.000		
Unexpended balances June 30, 1939:		
To credit of disbursing officers	13, 001. 52	
On books of Division of Bookkeeping and Warrants	17, 299. 66	
		30, 301. 18
Total fund assets June 30, 1939		593, 301. 18

District of Columbia teachers' retirement fund.—In accordance with the act of January 15, 1920, as amended by the District of Columbia Appropriation Act of June 5, 1920, the Treasurer of the United States makes investments of the funds derived from deductions from teachers' compensation. A further amendment of June 11, 1926, created a reserve fund and provided for annual appropriations to the fund which are also invested by the Treasurer.

During the fiscal year 1939, the Treasurer acquired by purchase for account of the fund \$606,000 face amount of 2½ percent Treasury bonds of 1958-63 and \$301,000 face amount of 2½ percent Treasury bonds of 1960-65, at a total principal cost of \$936,354.38. There were redeemed for account of the deductions fund \$178,000 face amount of 4½ percent Federal land bank bonds of 1938-58 and for account of the Government reserve fund \$92,300 face amount of 4½ percent Federal land bank bonds of 1938-58.

The following statement shows the assets of the two funds as of June 30, 1939:

DEDUCTIONS FUND

Assets:		
<i>Face amount</i>	<i>Principal cost</i>	
\$860, 200 4¼% Treasury bonds of 1947-52	\$956, 962. 07	
122, 000 4% Treasury bonds of 1944-54	123, 387. 50	
87, 000 3¾% Treasury bonds of 1946-56	87, 437. 81	
48, 000 3¾% Treasury bonds of 1943-47	49, 500. 00	
142, 000 3¾% Treasury bonds of 1941-43	137, 657. 50	
232, 000 3¼% Treasury bonds of 1943-45	232, 000. 00	
1, 896, 850 2¾% Treasury bonds of 1955-60	1, 927, 412. 21	
77, 000 2¾% Treasury bonds of 1951-54	79, 382. 19	
105, 000 2¾% Treasury bonds of 1956-59	107, 920. 63	
293, 000 2¾% Treasury bonds of 1958-63	300, 245. 94	
243, 000 2¾% Treasury bonds of 1960-65	256, 389. 37	
182, 000 4½% Philippine Islands bonds	197, 669. 56	
16, 000 4½% Puerto Rican bonds	15, 962. 57	
72, 000 3¼% Federal Farm Mortgage Corporation bonds of 1944-64	73, 785. 00	
385, 400 4% consolidated Federal land bank bonds of 1944-46	403, 077. 40	
177, 000 3% consolidated Federal land bank bonds of 1945-55	173, 460. 00	
536, 500 3% consolidated Federal land bank bonds of 1946-56	534, 630. 00	
		\$9, 656, 879. 75
5, 474, 950		

GOVERNMENT RESERVE FUND

Assets:		Principal cost
Face amount		
\$282,000 4¼%	Treasury bonds of 1947-52.....	\$313,717.51
12,000 4%	Treasury bonds of 1944-54.....	12,285.00
31,000 3¾%	Treasury bonds of 1946-56.....	31,145.31
199,000 3¾%	Treasury bonds of 1943-47.....	204,701.25
178,000 3¾%	Treasury bonds of 1941-43.....	177,606.56
985,000 2½%	Treasury bonds of 1955-60.....	997,696.29
17,000 2¾%	Treasury bonds of 1951-54.....	17,525.94
126,000 2¾%	Treasury bonds of 1956-59.....	128,283.76
313,000 2¾%	Treasury bonds of 1958-63.....	318,227.20
58,000 2¾%	Treasury bonds of 1960-65.....	61,491.87
55,000 4½%	Puerto Rican bonds.....	55,109.56
23,000 3¼%	Federal Farm Mortgage Corporation bonds of 1944-64.....	23,566.25
52,100 4%	consolidated Federal land bank bonds of 1944-46.....	54,623.75
290,200 3%	consolidated Federal land bank bonds of 1946-56.....	289,474.50
2,621,300		\$2,685,454.75
Total.....		8,342,334.50
Unexpended balance June 30, 1939, on books of Division of Bookkeeping and Warrants.....		121,397.74
Total fund assets June 30, 1939.....		8,463,732.24

Longshoremen's and harbor workers' compensation fund.—This fund was established under the act of March 4, 1927 (44 Stat. 1444, sec. 44), to provide for the payment of compensation for disability or death resulting from injury to employees in certain maritime employments, and for the maintenance of employees undergoing vocational rehabilitation.

The fund is administered by the United States Employees' Compensation Commission. Moneys not required for immediate disbursement are invested by the Treasurer of the United States. During the fiscal year 1939, the Treasurer acquired by purchase for account of the fund \$15,600 face amount of 2½ percent Treasury bonds of 1958-63 at a principal cost of \$15,936.38, and \$13,900 face amount of 2¾ percent Treasury bonds of 1960-65 at a principal cost of \$14,985.94.

The following statement shows the assets of the fund as of June 30, 1939:

Longshoremen's and harbor workers' compensation fund, June 30, 1939

Assets:		Principal cost
Face amount		
\$15,600 3¼%	Treasury bonds of 1944-46.....	\$15,600.00
34,500 4¼%	Treasury bonds of 1947-52.....	38,646.56
11,550 3¼%	Treasury bonds of 1943-45.....	11,550.00
10,000 3%	Treasury bonds of 1951-55.....	9,959.38
14,800 2½%	Treasury bonds of 1955-60.....	14,920.25
14,850 2¾%	Treasury bonds of 1956-59.....	14,976.20
15,600 2¾%	Treasury bonds of 1958-63.....	15,936.38
13,900 2¾%	Treasury bonds of 1960-65.....	14,985.94
9,700 3¼%	Federal Farm Mortgage Corporation bonds of 1944-64.....	9,953.46
11,000 3%	consolidated Federal land bank bonds of 1946-56.....	10,972.50
9,700 3¼%	consolidated Federal land bank bonds of 1945-55.....	9,901.74
22,000 3%	consolidated Federal land bank bonds of 1945-55.....	21,560.00
183,200		\$173,976.47
Unexpended balances:		
Disbursing officer (check book balances).....		2,297.97
Division of Bookkeeping and Warrants.....		11,353.26
		13,651.23
Total fund assets June 30, 1939.....		187,627.70

¹ Adjusted to exclude cost of \$13,900 face amount 2¾ percent Treasury bonds of 1960-65 acquired June 26, 1939, for which payment was made in July 1939.

District of Columbia workers' compensation fund.—This fund was established under the act of May 17, 1928 (45 Stat. 600), which extended the provisions of the Longshoremen's and Harbor Workers' Compensation Act, approved March 4, 1927, including all amendments thereto, to apply in respect to the injury or death of an employee of an employer carrying on certain employments in the District of Colum-

bia, irrespective of the place where the injury or death occurs. The fund is derived from collections of awards against employers made by the United States Employees' Compensation Commission, as compensation for death of employees resulting from injuries, in each case where no person is found to be entitled to such compensation. Any portion of the fund which, in the opinion of the Commission, is not needed for current requirements is invested by the Treasurer of the United States. There were no changes in the investments during 1939.

The following statement shows the fund assets as of June 30, 1939:

<i>District of Columbia workers' compensation fund, June 30, 1939</i>		
Assets:		
Face amount		Principal cost
\$10,000 2½% Treasury bonds of 1955-60.....		\$10,165.63
11,000 3% consolidated Federal land bank bonds of 1946-56.....		10,972.50
		\$21,138.13
21,000		
Unexpended balances:		
Disbursing officer (check book balances).....		2,609.02
Division of Bookkeeping and Warrants.....		13,995.82
		16,604.84
Total fund assets June 30, 1939.....		37,742.97

District of Columbia water fund.—The District of Columbia Appropriation Act of April 4, 1938, authorized the Treasurer of the United States to invest in United States securities, for account of the water fund of the District of Columbia, such funds as may be determined by the Commissioners of the District of Columbia to be available for that purpose during the fiscal year 1939. During the year the Treasurer acquired by purchase for account of the fund \$461,000 face amount of 2½ percent Treasury bonds of 1960-65 at a principal cost of \$493,990.31.

The following statement shows the securities held for account of the District of Columbia water fund as of June 30, 1939:

Face amount	Principal cost
\$736,000 2¾% Treasury bonds of 1958-63.....	\$749,110.01
461,000 2¾% Treasury bonds of 1960-65.....	493,990.31
1,197,000	1,243,100.32

United States Government life insurance fund.—The United States Government life insurance fund was established under the World War Veterans' Act, 1924, approved June 7, 1924 (43 Stat. 607), which, among other things, consolidated, codified, revised, and reenacted the laws affecting the administration of the War Risk Insurance Act, as amended. Under section 17 of the World War Veterans' Act, 1924, as amended, the Secretary of the Treasury is authorized to invest and reinvest the United States Government life insurance fund, or any part thereof, in interest-bearing obligations of the United States or bonds of the Federal farm loan banks and to sell such investments for the purposes of the fund. The fund is also available to the Administrator of Veterans' Affairs for making loans upon the security of Government life insurance policies. The act approved March 3, 1927, as amended by the Emergency Adjusted Compensation Act of February 27, 1931, authorized the Administrator of Veterans' Affairs to make loans to veterans upon their adjusted service certificates out of the United States Government life insurance fund. All of the funds available for investment during the fiscal year 1939 were used to

make loans upon Government life insurance policies or were invested in obligations of the United States.

The Administrator of Veterans' Affairs reported outstanding loans from this fund on June 30, 1939, aggregating \$150,923,553.46 to veterans on policies. On June 30, 1939, the principal of and accrued interest on outstanding loans made subsequent to the enactment of the Adjusted Compensation Payment Act, 1936, upon adjusted service certificates amounted to \$2,780,789.19.

Monthly reports are made by the Treasury to the Veterans' Administration of all securities in the fund and the principal cost thereof as the result of investments made by the Secretary of the Treasury, and periodic verifications of the security holdings are made through reports rendered to the Administrator by the safekeeping offices. The investments as of June 30, 1939, were as follows:

United States Government life insurance fund, June 30, 1939

Investment	Par value	Principal cost
4¼% Treasury bonds of 1947-52.....	\$41,272,000.00	\$42,752,867.12
4% Treasury bonds of 1944-54.....	14,106,000.00	15,078,333.48
3¾% Treasury bonds of 1946-56.....	2,200,000.00	2,384,625.00
3% Treasury bonds of 1951-55.....	5,900,000.00	6,051,109.38
3½% Treasury bonds of 1949-52.....	1,250,000.00	1,304,343.75
2½% Treasury bonds of 1955-60.....	115,543,250.00	117,337,944.11
2¾% Treasury bonds of 1945-47.....	91,300.00	93,442.02
2¾% Treasury bonds of 1948-51.....	5,300,000.00	5,315,000.01
2¾% Treasury bonds of 1951-54.....	17,745,000.00	17,979,950.02
2¾% Treasury bonds of 1956-59.....	35,213,300.00	35,515,986.36
2½% Treasury bonds of 1949-53.....	1,813,050.00	1,772,892.93
2½% Treasury bonds of 1950-52.....	25,100,000.00	25,213,205.63
3¼% Treasury bonds of 1944-46.....	40,000.00	43,917.19
2¾% Treasury bonds of 1958-63.....	6,550,000.00	6,667,953.15
2¾% Treasury bonds of 1960-65.....	2,850,000.00	3,001,171.91
3% consolidated Federal land bank bonds of 1945-55.....	19,280,000.00	18,894,400.00
3% consolidated Federal land bank bonds of 1946-56.....	22,719,000.00	22,662,202.50
4½% adjusted service bonds, Government life insurance fund series, 1946.....	500,157,956.40	500,157,956.40
2% special Treasury notes, Government life insurance fund series, payable June 30, 1943-44.....	36,359,000.00	36,359,000.00
Total investments made by Secretary of the Treasury.....	853,489,856.40	858,586,300.96
Policy loans outstanding ¹	150,923,553.46	150,923,553.46
Adjusted service certificate loans outstanding ¹	2,780,789.19	2,780,789.19
Total outstanding loans made by Administrator of Veterans' Affairs.....	153,704,342.65	153,704,342.65
Total investments in fund.....	1,007,194,199.05	1,012,290,643.61

¹ Includes interest accrued to anniversary dates of loans.

Old-age reserve account.—Section 201 (a) of the Social Security Act, approved August 14, 1935, established in the Treasury the old-age reserve account. The Secretary of the Treasury is required to submit annually to the Bureau of the Budget estimates of the appropriations required to be made to this account.

The Secretary of the Treasury invests such portions of the amounts credited to the account as are not, in his judgment, required to meet current withdrawals, in accordance with the procedure outlined in the annual report for 1937. The Treasury Department makes all benefit payments from the account in accordance with the certification by the Social Security Board.

The following statement shows the status of the account as of June 30, 1939:

*Old-age reserve account, June 30, 1939*¹

Credits:			
Appropriations:			
To June 30, 1938.....	\$765,000,000.00		
July 1, 1938, to June 30, 1939.....	390,000,000.00		\$1,155,000,000.00
Interest on investments:			
To June 30, 1938.....	17,674,043.86		
July 1, 1938, to June 30, 1939.....	26,951,054.81		44,625,098.67
Total.....			1,199,625,098.67
Less payments on account of benefits:			
To June 30, 1938.....	5,431,032.22		
July 1, 1938, to June 30, 1939.....	13,891,583.23		19,322,615.45
Balance in account June 30, 1939.....			<u>1,180,302,483.22</u>
Assets:			
<i>Face amount</i>		<i>Principal cost</i>	
\$264,900,000 3% special Treasury notes payable June 30, 1941.....	\$264,900,000.00	\$264,900,000.00	
382,000,000 3% special Treasury notes payable June 30, 1942.....	382,000,000.00		
497,400,000 3% special Treasury notes payable June 30, 1943.....	497,400,000.00		
32,900,000 3% special Treasury notes payable June 30, 1944.....	32,900,000.00		1,177,200,000.00
1,177,200,000			
Unexpended balances June 30, 1939:			
To credit of Chief Disbursing Officer.....	3,036,361.36		
On books of Division of Bookkeeping and Warrants.....	66,121.86		3,102,483.22
Total assets June 30, 1939.....			<u>1,180,302,483.22</u>

¹ On basis of daily Treasury statement (unrevised).

Unemployment trust fund.—The unemployment trust fund was established pursuant to section 904 (a) of the Social Security Act, approved August 14, 1935. The Secretary of the Treasury is authorized and directed to receive and hold in the fund all moneys deposited therein by a State agency from a State unemployment fund, and to invest such portion of the fund as is not, in his judgment, required to meet current withdrawals, in accordance with the procedure outlined in the Annual Report of the Secretary of the Treasury for 1937.

The act provides that the fund shall be invested as a single fund, and that the Secretary of the Treasury shall maintain a separate book account for each State agency and shall credit quarterly on March 31, June 30, September 30, and December 31 of each year to each account, on the basis of the average daily balance of such account, a proportionate part of the earnings of the fund for the quarter ending on such date.

The following statement shows the status of the account as of June 30, 1939:

*Unemployment trust fund, June 30, 1939*¹

Credits:			
On account of deposits by State agencies:			
To June 30, 1938.....	\$1,058,220,906.55		
July 1, 1938, to June 30, 1939.....	811,250,507.82		\$1,869,471,414.37
Interest on investments:			
To June 30, 1938.....	18,000,904.97		
July 1, 1938, to June 30, 1939.....	26,836,602.17		44,837,507.14
Total.....			1,914,308,921.51
Less withdrawals by State agencies:			
To June 30, 1938.....	191,975,000.00		
July 1, 1938, to June 30, 1939.....	441,795,000.00		633,770,000.00
Balance in fund June 30, 1939.....			<u>1,280,538,921.51</u>
Assets:			
\$1,267,000,000 face amount 2½% Treasury certificates of indebtedness, unemployment trust fund series, maturing June 30, 1940, principal cost.....	1,267,000,000.00		
Cash balance with Treasurer of the United States.....	13,538,921.51		
Total fund assets June 30, 1939.....			<u>1,280,538,921.51</u>

¹ On basis of daily Treasury statement (unrevised).

The following statement shows the amounts to the credit of State agencies as of June 30, 1939:

Amounts of unemployment trust fund, June 30, 1939, credited to account of each State agency

State	Total deposits from State unemployment fund	Net earnings credited to account	Total withdrawals from account	Balance to credit of State agency June 30, 1939
Alabama.....	\$19,410,533.84	\$396,565.66	\$10,500,000.00	\$9,307,099.50
Alaska.....	1,017,844.67	22,175.14	220,000.00	820,019.81
Arizona.....	4,866,213.37	90,092.65	2,870,000.00	2,086,306.02
Arkansas.....	6,821,110.07	164,749.18	1,200,000.00	5,785,859.25
California.....	166,794,028.64	4,300,154.32	47,010,000.00	124,084,182.96
Colorado.....	11,281,735.09	335,472.90	2,180,000.00	9,437,207.99
Connecticut.....	36,253,000.00	761,841.54	15,450,000.00	21,564,841.54
Delaware.....	4,985,314.47	116,309.58	475,000.00	4,626,624.05
District of Columbia.....	15,254,644.37	448,749.98	2,550,000.00	13,153,394.35
Florida.....	13,135,820.77	301,203.05	850,000.00	12,587,023.82
Georgia.....	19,117,192.82	449,461.03	2,000,000.00	17,566,653.85
Hawaii.....	4,030,545.79	93,977.68	120,000.00	4,004,523.47
Idaho.....	4,459,443.61	117,449.46	2,250,000.00	2,326,893.07
Illinois.....	150,444,013.81	3,441,207.53	-----	153,885,221.34
Indiana.....	48,675,317.17	1,289,931.85	22,800,000.00	27,165,249.02
Iowa.....	17,850,000.00	433,902.67	6,500,000.00	11,783,902.67
Kansas.....	12,816,767.15	322,892.27	1,606,000.00	11,533,659.42
Kentucky.....	24,160,000.00	680,916.49	3,300,000.00	21,540,916.49
Louisiana.....	20,825,000.00	494,131.32	7,675,000.00	13,644,131.32
Maine.....	3,805,000.00	139,990.39	6,590,000.00	2,354,990.39
Maryland.....	24,350,000.00	424,720.73	14,000,000.00	10,774,720.73
Massachusetts.....	95,700,000.00	2,342,824.13	37,600,000.00	60,442,824.13
Michigan.....	99,085,973.99	2,089,298.88	57,400,000.00	43,775,272.87
Minnesota.....	30,500,000.00	623,892.46	13,800,000.00	17,323,892.46
Mississippi.....	5,534,978.76	139,924.47	2,418,000.00	3,256,903.23
Missouri.....	43,244,668.20	937,123.18	2,725,000.00	41,506,791.38
Montana.....	5,900,697.20	148,477.49	-----	6,049,174.69
Nebraska.....	8,789,135.90	205,656.72	895,000.00	8,099,792.62
Nevada.....	1,963,320.17	47,167.36	450,000.00	1,560,487.53
New Hampshire.....	8,381,169.00	198,715.43	4,040,000.00	4,539,884.43
New Jersey.....	87,654,000.00	2,381,568.30	9,500,000.00	80,565,568.30
New Mexico.....	3,125,000.00	90,113.08	700,000.00	2,515,113.08
New York.....	268,770,000.00	6,089,300.50	134,000,000.00	140,859,300.50
North Carolina.....	25,275,000.00	491,071.68	12,125,000.00	13,641,071.68
North Dakota.....	2,308,257.84	55,896.94	390,000.00	1,974,154.78
Ohio.....	122,529,481.38	3,632,599.46	12,850,000.00	113,312,080.84
Oklahoma.....	15,285,000.00	476,581.66	2,913,000.00	12,848,581.66
Oregon.....	14,934,440.59	293,569.74	8,750,000.00	6,478,010.33
Pennsylvania.....	178,800,000.00	3,467,326.27	106,500,000.00	75,767,326.27
Rhode Island.....	19,368,156.72	350,085.49	12,180,000.00	7,538,242.21
South Carolina.....	10,525,000.00	307,305.15	1,850,000.00	8,982,305.15
South Dakota.....	2,480,000.00	74,483.63	319,000.00	2,235,483.63
Tennessee.....	18,900,000.00	386,099.22	8,650,000.00	10,636,099.22
Texas.....	51,939,000.00	1,323,326.57	15,700,000.00	37,562,326.57
Utah.....	5,928,367.70	111,331.12	3,475,000.00	2,564,698.82
Vermont.....	3,407,418.28	78,394.38	1,200,000.00	2,285,812.66
Virginia.....	21,675,000.00	478,561.66	8,550,000.00	13,603,561.66
Washington.....	22,200,002.61	561,362.77	3,715,000.00	19,046,965.38
West Virginia.....	23,149,467.76	354,380.81	14,610,000.00	8,893,848.57
Wisconsin.....	54,901,929.22	2,153,356.42	13,650,000.00	43,405,285.64
Wyoming.....	3,057,467.75	71,816.75	825,000.00	2,304,284.50
Total.....	1,870,697,058.71	44,837,507.14	641,928,000.00	1,273,608,565.85
Deposits not cleared by Treasurer.....	-1,225,644.34	-----	-----	-1,225,644.34
Outstanding checks.....	-----	-----	-8,156,000.00	+8,156,000.00
Total, adjusted to daily Treasury statement basis (unrevised).....	1,869,471,414.37	44,837,507.14	633,770,000.00	1,280,538,921.51

Railroad retirement account.—The railroad retirement account was established pursuant to section 15 (a) of the Railroad Retirement Act of 1937, approved June 24, 1937. The Railroad Retirement Board is required to submit annually to the Bureau of the Budget an estimate of the appropriation to be made to the account for each fiscal year, beginning with the fiscal year 1937, in an amount as an annual premium sufficient, with a reasonable margin for contingencies,

to provide for the payment of all annuities, pensions, and death benefits, and all amounts credited to the account are available for such purposes.

The Secretary of the Treasury, at the request and direction of the Railroad Retirement Board, invests such portion of the amounts credited to the account as, in the judgment of the Board, is not immediately required for the payment of annuities, pensions, and death benefits, in accordance with the procedure outlined in the Annual Report of the Secretary of the Treasury for 1937.

The following statement shows the status of the account as of June 30, 1939:

Railroad retirement account, June 30, 1939¹

Credits:			
Appropriations:			
To June 30, 1938.....	\$146,500,000.00		
July 1, 1938, to June 30, 1939.....	118,250,000.00		\$264,750,000.00
Interest on investments:			
To June 30, 1938.....	1,410,821.92		
July 1, 1938, to June 30, 1939.....	2,201,876.72		3,612,698.64
Total.....			268,362,698.64
Less payments on account of benefits:			
To June 30, 1938.....	79,849,056.18		
July 1, 1938, to June 30, 1939.....	105,774,077.31		185,623,133.49
Balance in account June 30, 1939.....			<u>82,739,565.15</u>
Assets:			
<i>Face amount</i>		<i>Principal cost</i>	
\$55,000,000 3% special Treasury notes payable June 30, 1942.....	\$55,000,000.00		
12,200,000 3% special Treasury notes payable June 30, 1943.....	12,200,000.00		67,200,000.00
67,200,000			
Unexpended balances June 30, 1939:			
To credit of Chief Disbursing Officer.....	13,205,730.15		
On books of the Division of Bookkeeping and Warrants.....	2,333,835.00		15,539,565.15
Total assets June 30, 1939.....			<u>82,739,565.15</u>

¹ On basis of daily Treasury statement (unrevised).

Railroad unemployment insurance account.—The Railroad Unemployment Insurance Act, approved June 25, 1938, established, effective July 1, 1939, an unemployment insurance system for individuals employed by certain employers engaged in interstate commerce. Under this act the Secretary of the Treasury is required to maintain in the unemployment trust fund an account known as the railroad unemployment insurance account. This account shall consist of 90 per centum of all contributions collected pursuant to section 8 of the act, all amounts transferred to the account from State unemployment compensation funds, and funds from certain other sources. Moneys in the account shall be used solely for the payment of benefits and refunds.

In order to provide for the payment of benefits beginning July 1, 1939, before the collection of contributions or the receipt of funds to be transferred from the State unemployment compensation funds, the Secretary of the Treasury is directed to advance to the credit of the account such sums, but not more than \$25,000,000, as the Railroad Retirement Board requests for the purpose of paying benefits. Such sums shall be repaid from the account on January 1, 1941, or at such earlier time as the Board may, by agreement with the Secretary, determine. An appropriation of \$23,750,000 for advance to the account was contained in the Treasury Department Appropriation Act, 1940, approved May 6, 1939.

No transactions were recorded in the account prior to June 30, 1939.

Library of Congress trust fund.—Under the act of March 3, 1925, as amended, the Library of Congress Trust Fund Board, consisting of the Secretary of the Treasury, the chairman of the Joint Committee on the Library, the Librarian of Congress, and two persons appointed by the President, is authorized to accept, receive, hold, and administer such gifts or bequests of personal property for the benefit of or in connection with the Library, its collections, or its service as may be approved by the Board and by the Joint Committee on the Library. The moneys or securities given or bequeathed to the Board are required to be receipted for by the Secretary of the Treasury, who is authorized to invest, reinvest, or retain investments as the Board may determine.

The act approved June 23, 1936, amended section 2 of the act of March 3, 1925, so as to authorize the Board in its discretion, unless prevented by the terms of a gift or bequest, to deposit the principal of any gift or bequest with the Treasurer of the United States as a permanent loan with interest at the rate of 4 percent per annum, payable semiannually, provided that such principal sums held by the Treasurer shall not exceed \$5,000,000 at any time. The Board continued during the fiscal year 1939 its authorization to sell from time to time certain securities held under various donations and to deposit the principal proceeds of such sales in the permanent loan account. The Board also authorized the transfer to the permanent loan account of such balances of funds remaining to the credit of the investment (principal) account of any endowment held by the Board after all securities contained in the endowment shall have been sold or otherwise disposed of and the proceeds therefrom deposited in the said permanent loan account. Such transfers place the full value of the endowments on an interest-earning basis. Total deposits in the permanent loan account from these sources during the year amounted to \$208,696.46. All other investments during the year were made by deposits in the permanent loan fund.

During the year the Board accepted from Miss Annie May Hegeman the conveyance of the parcels of land owned by her and located at the northwest corner of 16th and I Streets, N. W., Washington, D. C., as a gift, upon an agreement that when the property is sold one-half of the net proceeds will be added to the permanent loan account to be designated as "The Henry Kirke Porter Memorial Fund," and the remaining one-half of the net proceeds will be paid over to the Smithsonian Institution. The property had not been sold as of the close of the fiscal year.

The following statement shows the earnings credited to each donation as of June 30, 1939:

Library of Congress trust fund earnings to June 30, 1939

Donation	Total to June 30, 1938	Fiscal year 1939	Total to June 30, 1939
Income account, securities			
Babine.....	\$1,783.08		\$1,783.08
Beethoven.....	4,251.96	\$177.77	4,429.73
Benjamin.....	28,653.30	1,757.60	30,410.90
Bowker.....	1,085.04	84.34	1,169.38
Carnegie.....	36,588.36		36,588.36
Coolidge.....	88,450.80	3,935.90	92,386.70
Guggenheim.....	31,780.19	979.17	32,759.36
Huntington.....	64,351.25	7,262.50	71,613.75
Longworth.....	757.02		757.02
Pennell.....	25,677.82	8,513.58	34,191.40
Wilbur.....	106,562.87	782.22	107,345.09
Total.....	389,941.69	23,493.08	413,434.77
Income account, permanent loan fund			
Babine.....	\$265.46	\$265.08	\$530.54
Beethoven.....	4.36	428.90	433.26
Benjamin.....			
Bowker.....			
Carnegie.....	2,601.39	3,534.62	6,136.01
Coolidge.....	2,441.02	3,585.03	6,026.05
Guggenheim.....	32.52	3,236.20	3,268.72
Huntington.....	4,535.88	4,535.88	9,071.76
Longworth.....	307.11	302.58	609.69
Pennell.....	1,942.66	4,316.61	6,259.27
Whittall.....	10,909.31	7,000.00	17,909.31
Wilbur.....	7,734.01	11,984.29	19,718.30
Total.....	30,773.72	39,189.19	69,962.91
Grand total.....	420,715.41	62,682.27	483,397.68

The status of the permanent loan account as of June 30, 1939, is as follows:

Library of Congress Trust Fund Board, permanent loan account, June 30, 1939

Donation	Amount	Donation	Amount
Babine.....	\$6,627.08	Huntington.....	\$113,396.99
Beethoven.....	12,084.13	Longworth.....	7,564.38
Carnegie.....	88,365.58	Pennell.....	119,134.93
Coolidge.....	97,693.07	Whittall.....	175,000.00
Guggenheim.....	90,624.62	Wilbur.....	305,597.65
		Total.....	1,016,088.43

The following statement shows the securities held by the Board for account of each donation as of June 30, 1939. The securities are held in safekeeping by the Treasurer of the United States and certain Federal Reserve banks, subject to the order of the Secretary of the Treasury, for account of the Board.

Securities held by the Library of Congress Trust Fund Board, June 30, 1939

Name of security	Face amount or par value	Rate of interest	Class of security
<i>William E. Benjamin donation</i>			
Standard Oil Co. of California.....	\$33,800.00	Percent	Common stock.
<i>R. R. Bowker donation ¹</i>			
U. S. Government.....	1,000.00	2%	Treasury bonds of 1955-60.
German Government.....	2,000.00	7	German external loan.
Japanese Government.....	2,000.00	6½	Sinking fund gold bonds.
American Telephone & Telegraph Co.....	4,800.00		Common stock.
<i>Carnegie donation</i>			
Missouri Pacific R. R. Co.....	5,000.00	5	First and refunding mortgage bonds.
<i>Elizabeth Sprague Coolidge donation</i>			
Chicago Railways Co.....	3,750.00	5	First mortgage bonds.
Missouri Pacific R. R. Co.....	2,000.00	5	First and refunding mortgage bonds.
Utah Power & Light Co.....	10,000.00	5	First mortgage bonds.
American Ship Building Co.....	6,000.00		Common stock.
American Telephone & Telegraph Co.....	17,100.00		Do.
Board of Trade Building Trust of Boston.....	700.00		Do.
Commonwealth Edison Co.....	12,400.00		Do.
<i>Archer M. Huntington donation</i>			
Missouri Pacific R. R. Co.....	49,500.00	5	First and refunding mortgage bonds.
<i>Joseph Pennell donation</i>			
Lehigh Valley R. R. Co.....	5,000.00	4	General consolidated mortgage gold bonds.
Great Northern Railway Co.....	2,000.00	5½	General mortgage gold bonds.
Lehigh & New England R. R. Co.....	3,000.00	4	General mortgage bonds.
National Railways of Mexico.....	45.00	6	Secured gold note.
Do.....	3,000.00	4½	Prior lien gold bonds.
Pennsylvania R. R. Co.....	5,000.00	4½	General mortgage bonds.
Do.....	5,000.00	4¼	Do.
Pennsylvania and New York Canal & Railroad Co.....	1,000.00	5	Consolidated mortgage bond.
Reading Co.....	11,000.00	4½	General and refunding mortgage bonds.
Electric & Peoples Traction stock trust certificates.....	500.00	4	Registered certificate of deposit.
Erie Lighting Co.....	5,000.00	5	Sinking fund gold bonds.
Georgia Power Co.....	7,000.00	5	First and refunding mortgage bonds.
New York Power & Light Co.....	8,000.00	4½	First mortgage gold bonds.
Penn Central Light & Power Co.....	10,000.00	4½	Do.
Pennsylvania Power & Light Co.....	15,000.00	4½	Do.
Pennsylvania Water & Power Co.....	6,000.00	5	First mortgage sinking fund bonds.
Potomac Edison Co.....	10,000.00	5	First mortgage gold bonds.
Consolidation Coal Co.....	3,000.00	5	Sinking fund gold bonds.
Philadelphia & Reading Coal & Iron Co.....	1,000.00	5	Do.
United States of Mexico.....	429.30		Rights to interest in arrears.
Do.....	810.00		Do.
Fire Association of Philadelphia.....	150.00		Common stock.
Insurance Company of North America.....	(?)		Do.
Lehigh Valley Coal Corp.....	300.00		Do.
Pennsylvania Railroad Co.....	6,700.00		Do.
Westmoreland Coal Co.....	(?)		Do.
Westmoreland, Inc.....	(?)		Do.
Total.....	258,984.30		

¹ Life interest in ¼ of income retained under terms of donation.² No par.

National Cancer Institute gift fund.—Under section 6 of the National Cancer Institute Act of August 5, 1937 (50 Stat. 559), the Secretary of the Treasury may accept unconditional gifts for study, investigation, or research into the cause, prevention, and methods of diagnosis

and treatment of cancer, or for the acquisition of grounds or for the erection, equipment, and maintenance of premises, buildings, and equipment for the National Cancer Institute. Conditional gifts may be accepted if recommended by the Surgeon General and the National Cancer Advisory Council. Any such gifts, if in money, shall be held in trusts and shall be invested by the Secretary of the Treasury in securities of the United States, and the principal or income thereof shall be expended by the Surgeon General, with the approval of the Secretary of the Treasury, for the purposes prescribed by the act.

There was received from the American Society for the Control of Cancer, on March 31, 1938, a conditional gift of \$120 for the preparation of educational posters on cancer. No expenditures from the gift fund were made prior to June 30, 1939.

National Institute of Health gift fund.—By the act of May 26, 1930 (46 Stat. 379), the Secretary of the Treasury is authorized to accept unconditional gifts for study, investigation, and research in the fundamental problems of the diseases of man, and for other purposes. It is also provided that he may accept conditional gifts upon the recommendation of the Surgeon General and the National Institute of Health. Any such gifts are to be held in trusts and invested by the Secretary of the Treasury in securities of the United States.

The receipts and expenditures of the conditional gift fund during the year were as follows:

National Institute of Health conditional gift fund, receipts and expenditures, fiscal year 1939

Unexpended balance June 30, 1938.....	\$5,393.59
Receipts:	
Donation, The National Foundation for Infantile Paralysis, Inc.....	10,000.00
Net earnings collected on investment account of Chemical Foundation.....	3,527.50
Total.....	18,921.09
Expenditures, advances to institute:	
Chemical Foundation donation.....	\$4,166.60
Corn Industries Research Foundation.....	4,000.00
Total.....	8,166.60
Unexpended balance June 30, 1939.....	10,754.49

The following statement shows the status of the fund as of June 30, 1939:

National Institute of Health conditional gift fund, June 30, 1939

Credits:	
Donations:	
Chemical Foundation.....	\$100,000.00
Rockefeller Foundation.....	22,000.00
Corn Industries Research Foundation.....	5,000.00
The National Foundation for Infantile Paralysis, Inc.....	10,000.00
Total.....	\$137,000.00
Net earnings on investments, Chemical Foundation.....	31,255.04
Total.....	168,255.04
Less advances to meet expenditures on account of the institute:	
Chemical Foundation.....	37,899.34
Rockefeller Foundation, dental survey.....	15,000.00
Rockefeller Foundation, county health work.....	7,000.00
Corn Industries Research Foundation.....	5,000.00
Total.....	64,899.34
Balance in fund June 30, 1939.....	103,355.70
Assets:	
\$83,000 face amount 4¼% Treasury bonds of 1947-52, principal cost.....	92,601.21
Unexpended balance on books of Division of Bookkeeping and Warrants:	
Chemical Foundation.....	754.49
The National Foundation for Infantile Paralysis, Inc.....	10,000.00
Total.....	10,754.49
Total fund assets June 30, 1939.....	103,355.70

National park trust fund.—Under the act of July 10, 1935 (49 Stat. 477), the National Park Trust Fund Board, consisting of the Secretary of the Treasury, the Secretary of the Interior, the Director of the National Park Service, and two persons appointed by the President, was created and established and is authorized to accept, receive, hold, and administer such gifts or bequests of personal property for the benefit of, or in connection with, the National Park Service, its activities, or its service, as may be approved by the Board, but no such gift or bequest which entails any expenditure not to be met out of the gift, bequest, or the income thereof shall be accepted without the consent of Congress. The moneys or securities given or bequeathed to the Board are required to be receipted for by the Secretary of the Treasury, who is authorized to invest, reinvest, or retain investments as the Board may determine. Income from investments shall be covered into the national park trust fund.

The following statement shows the status of the fund as of June 30, 1939:

National park trust fund, June 30, 1939

Credits:		
Donations:		
Metro-Goldwyn-Mayer Distributing Corporation.....	\$5,000.00	
Universal Pictures Corporation.....	3,000.00	
Twentieth Century Fox Film Corporation.....	1,000.00	
Metro-Goldwyn-Mayer Corporation.....	3,000.00	
Interest earned on investments.....	744.59	
Total.....		12,744.59
Assets:		
\$11,950 face amount of 2½% Treasury bonds of 1955-60, principal cost.....		12,186.04
Unexpended balances:		
On books of Division of Bookkeeping and Warrants.....	\$524.94	
To credit of disbursing officers.....	33.61	
		558.55
Total fund assets June 30, 1939.....		12,744.59

Ainsworth Library fund, Walter Reed General Hospital.—Under the joint resolution of Congress approved May 23, 1935 (49 Stat. 287), the adjutant, Walter Reed General Hospital, was authorized to accept the bequest of the late Maj. Gen. Fred C. Ainsworth, as contained in his last will and testament, and to receipt therefor on behalf of the United States, and to deposit the funds so received in the Treasury of the United States as a special fund dedicated to the purpose of establishing a permanent library at the Walter Reed General Hospital, to be known as the "Fred C. Ainsworth Endowment Library," said fund to be subject to disbursement for such purpose upon vouchers submitted by the adjutant, Walter Reed General Hospital, and to be available until expended. The administration, control, and expenditure of the fund and its application to the purposes intended shall be according to the sole discretion of the adjutant, Walter Reed General Hospital.

The Treasurer of the United States, upon the written request of the adjutant, Walter Reed General Hospital, is authorized to invest and reinvest any part or all of the corpus of the bequest, as well as any income therefrom, in interest-bearing United States Government bonds, and to retain custody thereof.

The following statement shows the status of the fund as of June 30, 1939:

Ainsworth Library fund, Walter Reed General Hospital, June 30, 1939

Receipts:	
Bequest of Maj. Gen. Fred C. Ainsworth.....	\$10,700.00.
Net earnings on investments.....	680.15
	<hr/>
	11,380.15
Expenditures	1,284.41
	<hr/>
Balance in fund June 30, 1939.....	10,095.74
	<hr/>
Assets:	
\$9,700 2½% Treasury bonds of 1955-60, principal cost.....	9,972.81
Unexpended balance on books of Division of Bookkeeping and Warrants.....	122.93
	<hr/>
Total fund assets June 30, 1939.....	10,095.74

Pershing Hall Memorial fund.—The act of June 28, 1935 (49 Stat. 426), authorized the appropriation of \$482,032.92 of the recreation fund—Army, created by the War Department Appropriation Act, approved March 4, 1933, for effecting a settlement of any indebtedness connected with Pershing Hall, a memorial already erected in Paris, France, under the auspices of the American Legion, Inc., to the commander-in-chief, officers, men, and auxiliary services of the American Expeditionary Forces. It provided that this amount would not be used for the purposes set forth in the act until legal title to Pershing Hall had been vested in the United States Government for the use and benefit of all American officers and enlisted men of the World War. It further provided that the balance remaining after settlement of the indebtedness would be retained in a special fund to be known as the Pershing Hall Memorial fund. Under the terms of the act, the Secretary of the Treasury is authorized (a) to invest and reinvest the corpus of this fund in interest-bearing United States Government bonds, and (b) upon request of the American Legion, Inc., to pay to the national treasurer of the Legion any part of the earnings upon the fund for use in the maintenance and/or perpetuation of Pershing Hall. An appropriation for those purposes was provided by the act of August 12, 1935 (49 Stat. 594).

On August 3, 1936, the Secretary of the Treasury, acting in conjunction with the Attorney General, completed acquisition of Pershing Hall for the United States. Liquidation of the mortgage on Pershing Hall required an expenditure of \$213,643.28. An additional \$74,986.42 has been expended for the payment of contractors' and other claims constituting indebtedness connected with Pershing Hall.

During the fiscal year 1939 the American Legion took over the maintenance and perpetuation of Pershing Hall. Accumulated earnings on investments amounting to \$16,214.02 were paid since June 30, 1939, to the national treasurer of the American Legion for that purpose.

The status of the fund as of June 30, 1939, was as follows:

Pershing Hall Memorial fund, June 30, 1939

Credits:	
Appropriation by Congress.....	\$482,032.92
Profits on investments.....	518.42
Interest earned on investments.....	16,214.02
	<hr/>
Total.....	\$498,765.36
Less disbursements on account of current claims and expenses.....	288,629.70
	<hr/>
Balance in fund June 30, 1939.....	210,135.66
	<hr/>
Assets:	
\$192,550 2¾% Treasury bonds of 1951-54, amortized.....	195,183.64
Balance to credit of fund on books of Treasury and in the hands of disbursing officers.....	14,952.02
	<hr/>
Total.....	210,135.66

Alien property trust fund.—Under the act of October 6, 1917, as amended, and the Settlement of War Claims Act of 1928, approved March 10, 1928 (45 Stat. 254), as amended, the Secretary of the Treasury held on June 30, 1939, Government securities in the face amount of \$18,530,000 for account of the Attorney General, Alien Property Bureau. A statement of the alien property trust fund as of September 15, 1939, follows:

Alien property trust fund, September 15, 1939

Credits:		
Trusts.....		\$37,704,154.46
Earnings on investments, etc.....		36,200,687.21
Total.....		73,904,841.67
Assets:		
<i>Face amount</i>	<i>Principal at amortized cost</i>	
\$9,800,000 4% Treasury bonds of 1944-54.....	\$11,346,014.11	
5,100,000 3½% Treasury bonds of 1943-45.....	5,609,187.05	
1,230,000 2½% Treasury bonds of 1955-60.....	1,343,189.29	
2,400,000 2¾% Treasury bonds of 1960-65.....	2,526,982.27	
18,530,000		20,825,372.72
Accrued interest receivable.....		184,414.61
Participating certificates issued under section 25 (e) of the Trading with the Enemy Act:		
Noninterest-bearing.....	21,000,000.00	
5% interest-bearing.....	17,552,096.91	
		38,552,096.91
Cash balance with Treasurer of the United States.....		14,342,957.43
Total fund assets Sept. 15, 1939.....		73,904,841.67

Checks were issued by the Treasury Department during the fiscal year to the Attorney General, Alien Property Bureau, on account of the alien property trust fund for the following purposes:

Distribution of income.....	\$90,000
Distribution of Government earnings.....	125,000
Administrative expenses.....	270,000
Total.....	485,000

Special funds

Colorado River Dam fund.—This fund was established under the act of December 21, 1928, to provide for the construction of works commonly referred to as the Boulder Canyon project. All revenues received in carrying out the provisions of the act are payable into the fund and expenditures are made out of the fund, under the direction of the Secretary of the Interior.

The Secretary of the Treasury is authorized to advance to the fund from time to time, within the appropriations therefor, such amounts as the Secretary of the Interior deems necessary for carrying out the provisions of the act, except that the aggregate amount of such advances shall not exceed \$165,000,000. Further information with respect to this fund appears on page 105 of the annual report for 1936.

The status of the advances made to the fund as of June 30, 1939, was as follows:

Advances to Colorado River Dam fund, June 30, 1939

Advances from General Fund:		
Fiscal years 1931-38.....	\$112,669,734.51	
Fiscal year 1939.....	5,140,265.49	
		\$117,810,000.00
Interest:		
Fiscal years 1931-1938.....	19,872,145.84	
Fiscal year 1939.....	5,243,346.85	
Total.....	25,115,492.69	
Less amount covered into the Treasury as miscellaneous receipts.....	6,525,631.58	
		¹ 13,589,861.11
Total liability to General Fund.....		136,399,861.11

¹ Payment of interest due June 30, 1939, \$13,589,861.11, deferred for 1 year under sec. 2 (d) of the act of Dec. 21, 1928.

Advances to the reclamation fund.—Under the act of Congress approved June 17, 1902 (32 Stat. 388), there was established in the Treasury a special fund known as the reclamation fund, representing receipts from the sale of public lands in certain States and Territories to be used for the construction of irrigation works for the reclamation of arid lands. Pursuant to the act of June 25, 1910 (36 Stat. 835), the Secretary of the Treasury advanced to the reclamation fund from the General Fund of the Treasury \$20,000,000. The act of June 12, 1917 (40 Stat. 149), provided for the reimbursement of the money so advanced through the transfer of \$1,000,000 annually from the reclamation fund to the General Fund of the Treasury beginning July 1, 1920, and continuing until full reimbursement is made. Beginning with the fiscal year 1921 there has been returned to the General Fund \$1,000,000 annually, making a total of \$10,000,000 for the 10 years ended with the fiscal year 1930. The Deficiency Act of February 6, 1931, provided for a suspension of the annual payments for a period of 2 years; the act of April 1, 1932, as amended by the act of March 3, 1933, and the act of June 22, 1936, provided for a further extension until the fiscal year beginning July 1, 1938.

The Deficiency Act approved March 4, 1931, appropriated an additional advance of \$5,000,000 to the reclamation fund from the General Fund, all of which was advanced between April 28, 1931, and November 30, 1931.

The Interior Department Appropriation Act, 1939, approved May 9, 1938, provided for a complete reimbursement to the General Fund of the Treasury for all sums advanced to the reclamation fund under the acts of June 25, 1910, and March 3, 1931, as amended.

The following statement shows the status of the account as of June 30, 1939:

Charges:		
Advances from the General Fund:		
Under act of June 25, 1910.....	\$20,000,000	
Under act of Mar. 4, 1931.....	5,000,000	
Total.....		25,000,000
Less repayment of advances to June 30, 1930.....	\$10,000,000	
Less reimbursement provided by the act of May 9, 1938.....	15,000,000	
		25,000,000

Division of Deposits

The Division of Deposits is charged with the administration of all matters pertaining to the designation and supervision of Government depositaries and the deposit of Government funds in such depositaries, as prescribed by regulations incorporated in Department Circulars

Nos. 92 and 176, as amended; the qualification of Federal savings and loan associations and Federal credit unions as fiscal agents of the United States under Department Circular No. 568; and the execution of the duties devolving upon the Secretary of the Treasury as a result of the enactment of the Government Losses in Shipment Act, as amended.

Depository functions.—The following statement shows the number and classes of depositories maintained by the Treasury and the Government deposits held by such depositories on June 30, 1939:

Number of depositories and amount of Government deposits held on June 30, 1939, by class of depositories

Depositories	Number	Amount
Federal Reserve banks (including branches).....	12	\$944, 078, 412. 06
Federal Reserve member bank depositories:		
To credit of Treasurer of the United States.....	1, 272	27, 256, 829. 55
To credit of other Government officers.....		38, 593, 156. 05
Insular and Territorial depositories (including Philippine treasury):		
To credit of Treasurer of the United States.....	16	5, 618, 288. 01
To credit of other Government officers.....		4, 018, 002. 43
Foreign depositories: To credit of other Government officers.....	10	146, 732. 68
Special depositories.....	2, 348	776, 410, 458. 15
Total.....	3, 658	1, 796, 121, 878. 93

¹ In addition, 297 branch banks are carried on the depository list of the Treasury under the designation of the parent banks.

² Includes 1,391 national banks and 957 State banks and trust companies, of which 1,721 held deposits on June 30, 1939.

There were 1,102 changes and adjustments effected within the depository system during the fiscal year 1939. These adjustments are summarized in the following table:

Adjustments	Member bank depositories	Special depositories
Designated.....	39	110
Discontinued.....	33	229
Amounts for which qualified:		
Increased.....	212	59
Decreased.....	92	1
Miscellaneous changes.....	327	-----
Total.....	703	399

As a result of the changes in the collection and deposit procedure of the Department which were initiated during the fiscal year 1937 the deposits cleared through general member bank depositories continued to show an increase and approximated \$2,000,000,000 during the fiscal year 1939.

Federal savings and loan associations and Federal credit unions.—A total of 714 Federal savings and loan associations and Federal credit unions was reported to the Treasury as being eligible to qualify as fiscal agents under Treasury Circular No. 568 for the purpose of taking applications from their own members and forwarding remittances for, and making delivery of, United States savings bonds, and, of this number, 103 had qualified up to June 30, 1939, either by the pledge of collateral security or the execution of surety bonds in amounts of \$5,000. Federal savings and loan associations so quali-

fied may be employed also as fiscal agents of the United States for the purpose of collecting delinquent accounts arising out of insurance and loan transactions of the Federal Housing Administrator under title I of the National Housing Act. In addition, on account of their limited membership, 951 Federal savings and loan associations were reported as being eligible to qualify as fiscal agents under Treasury Circular No. 568, solely for the purpose of collecting delinquent accounts arising out of insurance and loan transactions of the Administrator under title I of the National Housing Act. At the end of the fiscal year a total of 50 associations of this group qualified for this purpose either by the pledge of collateral security or the execution of surety bonds in amounts of \$1,000.

Social Security.—During the fiscal year the Treasury and the Social Security Board entered into an arrangement for the maintenance of balances of Treasury funds with depositaries of public moneys, designated by the Secretary of the Treasury, in such cases as it may be necessary to provide banking and depositary facilities for handling benefit payment accounts under the unemployment compensation provisions of the Social Security Act. Up to June 30, 1939, 29 banks were designated for this purpose, with authority to carry fixed balances totaling \$16,775,000.

Government Losses in Shipment Act.—The Government Losses in Shipment Act, approved July 8, 1937 (50 Stat. 479), was designed to provide within the Government an adequate means of prompt replacement of losses resulting from the shipment of certain articles, things, or representatives of value, thus eliminating the necessity of the Government purchasing insurance for this purpose.

Section 4 of the act prohibits executive departments, independent establishments, agencies, and wholly owned corporations of the United States from incurring and paying costs for insurance of valuables against loss, destruction, or damage in shipment except as may be specifically authorized by the Secretary of the Treasury. Pursuant to the provisions of this section, the Secretary authorized an exemption under date of July 21, 1938, in connection with certain shipments of silver contemplated to be made by the Export-Import Bank of Washington. The Secretary, under date of September 20, 1938, also authorized an amendment of an exemption previously authorized under date of August 12, 1937, concerning shipments of gold and silver coin or bullion to, from, between, or within foreign countries under the provisions of the Gold Reserve Act of 1934, as amended, and the Silver Purchase Act of 1934. The amendment provided that to the extent adequate insurance at satisfactory rates cannot be obtained to cover the shipments in question, the provisions of the Government Losses in Shipment Act as to replacement would be applicable.

The value of articles reported to have been shipped under the act during the fiscal year 1939, of classes which were covered by the Treasury's contracts with insurance companies prior to the enactment of the act, amounted to \$12,082,866,699. The table following indicates the premium savings estimated to have resulted from such shipments.

Estimated premium savings during the fiscal years 1938 and 1939 and the total estimated savings at the end of the fiscal year 1939

On basis of premium rates for—	Aug. 15, 1937, to June 30, 1938	Fiscal year 1939	Aug. 15, 1937, to June 30, 1939
Fiscal year 1938 ¹	\$160,000	\$456,000	\$616,000
Fiscal year 1937 ²	200,000	515,000	715,000
Fiscal years 1936-38 ³	192,000	503,000	695,000

¹ Lowest rates under insurance contract system.

² Rates in effect at time estimates of premium savings were presented to Congress.

³ Average based on rates effective in last 3 years.

Other classes of articles having a total face value of \$27,421,450,939, which are covered under the provisions of the Government Losses in Shipment Act, have not been included in the calculation of the estimated premium savings in the above table because, as a practice, the Government did not insure the subject articles prior to the enactment of the act.

Following is a table of the loss experience resulting from shipments of valuables effected under the act:

Shipments reported lost, number and value reported, settled, and unadjusted during the fiscal year 1939

Shipments reported lost	Number	Value
Unadjusted July 1, 1938.....	3	\$432.36
Reported lost during year.....	7	1,941.88
Total to be settled.....	10	2,374.24
Settled by replacement out of fund.....	2	376.10
Settled without replacement or credit.....	7	1,932.26
Total settled.....	9	2,308.36
Unadjusted June 30, 1939.....	1	65.88

There were no recoveries of the shipments reported lost and settled by replacement out of the fund, so the total payments under the act from August 15, 1937, to June 30, 1939, amounted to \$376.10.

Section of Surety Bonds

On June 30, 1939, there were 69 domestic companies holding certificates of authority from the Secretary of the Treasury under the act of Congress approved August 13, 1894, as amended by the act approved March 23, 1910, qualifying them as sole sureties on recognizances, stipulations, bonds, and undertakings permitted or required by the laws of the United States, to be given with one or more sureties. There were also six branches of foreign companies holding certificates of authority authorizing them to act only as reinsurers on bonds in favor of the United States. During the year two certificates of authority were issued to domestic companies to qualify as sole sureties on bonds in favor of the United States.

Division of Bookkeeping and Warrants

The Division of Bookkeeping and Warrants, in the name of the Secretary of the Treasury, issues all warrants on the Treasurer of the

United States, and under section 10 of the act of July 31, 1894 (U. S. C., title 5, sec. 255), keeps the official accounts relating to the receipt, appropriation, and expenditure of the public moneys, covering all departments and establishments of the Government. This Division makes analyses of acts of Congress carrying appropriations and maintains the necessary appropriation accounts on its ledgers; it issues warrants for placing disbursing funds to the credit of disbursing officers, for the payment by the Treasury of claims settled by the General Accounting Office, and for covering into the Treasury the revenues and receipts of the Government. It handles the work involved in the Secretary's special deposit accounts, including alien property trusts and offers in compromise, the approval of the issuance of duplicate checks (sec. 9 of the Government Losses in Shipment Act), and outstanding liability claims; compiles, for submission to the Bureau of the Budget, the estimates of appropriations for the service of the Treasury; maintains budgetary accounts relating to apportionments and obligations of funds pertaining to all departments and establishments of the Government, including governmental corporations operating on public funds, pursuant to the provisions of the Executive order of July 27, 1933.

In addition to the above, this Division compiles and publishes an annual digest of the appropriations made by Congress and an annual combined statement of the receipts, expenditures, and unexpended balances under each appropriation account.

Statements of the receipts and expenditures of the Government for the fiscal year 1939, compiled by this Division, are shown as tables 1 and 2, pages 314 to 322 of this report.

Division of Disbursement

The Division of Disbursement, organized December 16, 1933, under the provisions of section 4 of Executive Order No. 6166, has absorbed the disbursing functions formerly exercised by the departments and establishments of the Government located in Washington, D. C., including the emergency as well as the regular Government activities, with the exception of the Post Office Department, the Panama Canal, and that portion of the War and Navy Departments relating to national defense. In addition, it has absorbed the disbursing activities of the other departments and establishments in the field with the exception of the United States marshals.

Pursuant to requests made by the corporations, the Chief Disbursing Officer acts in the capacity of Disbursing Agent for the Federal Surplus Commodities Corporation, the Federal Crop Insurance Corporation, and the United States Housing Authority. This arrangement has proved satisfactory and economical, as it avoided the necessity for the corporations to establish separate disbursing offices in Washington and in the field.

During the latter part of the fiscal year 1939, the Federal Surplus Commodities Corporation started its experimental program of distributing surplus agricultural food products by the issue of food order stamps to relief clients. The Chief Disbursing Officer acts as agent of the Corporation for the purpose of issuing and redeeming these stamps. The plan was started in two cities, Rochester, N. Y., and Dayton, Ohio, during the fiscal year 1939 and is being extended to other cities.

On June 30, 1939, the Division maintained 19 regional offices and 55 Treasury-State disbursing offices in the field.

Payments under the special programs of the Agricultural Adjustment Administration were continued during the year. The total number of payments under these programs, including the Soil Conservation payments, was 9,266,622.

On June 30, 1939, the total personnel of the Division, including regular, temporary, and emergency employees, was 2,489, and in addition there were 177 employees of the Agricultural Adjustment Administration assigned to offices of the Division to assist in the disbursing work incident to the special programs of that agency.

The regular and emergency offices of the Division made 125,088,038 payments by check and made cash payments in 1,053,565 instances. These payments were supported in the disbursing accounts by 9,117,914 vouchers. The Division also received, deposited, and accounted for 3,383,080 collection items.

DIVISION OF APPOINTMENTS

Number of employees in the Treasury Department

There were 21,230 employees in the departmental service of the Treasury on June 30, 1939, a net increase of 209 for the year. The largest increases occurred in the Public Buildings Branch of the Procurement Division and in the Bureau of Engraving and Printing. These were partially offset by the large decrease in the Bureau of Internal Revenue.

In the field service there were 55,898 employees on June 30, 1939, or 84 more than on June 30, 1938. Large increases in the Public Health Service, Coast Guard, and Bureau of Internal Revenue were partially offset by a large decrease in the number of persons employed in the emergency relief program.

The number of employees in the departmental service of the Treasury, classified according to bureaus and offices, at the end of each month from June 30, 1938, through June 30, 1939, is shown in table 62, page 526 of this report. A comparison of the number of employees in the departmental and field services of the Treasury on June 30, 1938, and June 30, 1939, is contained in table 63, page 527.

Retirement of employees

During the year there were 591 persons retired from the departmental and field services of the Treasury Department. Under the provisions of the Civil Service Retirement Act, as amended, and of section 204 of the Economy Act of June 30, 1932, 291 persons were retired from the departmental service of the Treasury Department, 21 of whom were retired at their own option before the compulsory retirement age; and 300 were retired from the field service, 22 at their own option.

As of June 30, 1939, eleven employees in the departmental service and three in the field service, who had reached the retirement age, were retained under the authority of the President provided in section 204 of the Economy Act.

Table 64, page 528, shows the number of persons retired in the departmental and field services of the Treasury from August 20, 1920, to June 30, 1939, and the number who have passed the compulsory retirement age but who are retained as of June 30, 1939.

BUDGET AND IMPROVEMENT COMMITTEE

The Budget and Improvement Committee is responsible, under the direction of the Budget Officer, for the preparation and review of estimates submitted by Treasury bureaus and divisions for annual or deficiency appropriations. It is also responsible, under the direction of the Budget Officer, for the investigation of administrative methods and procedure in their relation to appropriation estimates and for other investigations upon assignment by the Administrative Assistant to the Secretary. To facilitate the investigations, a Subcommittee on Investigations was recently created with a view to determining, through the inspection of field as well as departmental activities, the justification for proposed increases in appropriation estimates.

The review of appropriation estimates includes a thorough examination of the items by the individual committee members to whom respective bureaus or divisions are assigned. The entire committee then conducts formal hearings at which the bureau or division heads, or their representatives, present oral testimony in further support of their estimates. The committee, after deliberation, submits its recommendations to the Budget Officer for his guidance in determining the items which should be approved for transmittal to the Bureau of the Budget.

Subsequent to the submission of the regular estimates of appropriations for the fiscal year 1940, supplemental and deficiency estimates aggregating \$191,776,830.86 were received. After examination these estimates were reduced to \$190,534,579.96 and submitted to the Acting Director of the Bureau of the Budget.

Reserves amounting to \$504,518 had been set aside from ordinary appropriations for the fiscal year 1939 by the Acting Director of the Bureau of the Budget. During the year, reserves amounting to \$263,059 were released by the Acting Director, after approval of the committee, and additional reserves of \$7,000 were set up, leaving \$248,459 in reserve at the end of the year. Of the appropriations made to the Treasury Department for the fiscal year 1940, the Director set aside \$215,534 as reserves.

For the fiscal year 1941, heads of Treasury bureaus and offices submitted estimates for annual, permanent, and indefinite appropriations aggregating \$3,768,714,821. After examination by the Budget and Improvement Committee, items aggregating \$2,095,207 were disapproved in estimates for annual appropriations. Of the \$3,766,619,614 approved and submitted to the Director of the Bureau of the Budget, \$368,272,238 was for annual appropriations; \$6,134,851 for permanent and indefinite appropriations and special funds; \$1,705,372,525 for trust funds; \$1,100,000,000 for interest on the public debt; and \$586,840,000 for public debt retirements chargeable against ordinary receipts.

COAST GUARD

The following table summarizes the principal operations of the Coast Guard for the fiscal year 1939, including comparison with the preceding year:

Activity	1938	1939	Increase or decrease (—)
Instances of lives saved and vessels assisted.....	8,725	9,383	658
Value of vessels assisted (including cargoes).....	\$59,755,039	\$63,723,566	\$3,968,527
Persons on board vessels assisted.....	33,901	32,645	—1,256
Lives saved or persons rescued from peril.....	8,643	10,615	1,972
Persons in distress cared for.....	561	412	—149
Instances of miscellaneous assistance.....	4,638	4,858	220
Vessels boarded and papers examined.....	34,983	32,655	—2,328
Vessels seized.....	9	6	—3
Vessels reported.....	2,249	1,854	—395
Fines and penalties incurred by vessels reported.....	\$584,330	\$470,081	—\$114,249
Derelicts and other obstructions to navigation removed or destroyed.....	226	266	40
Value of derelicts and other obstructions recovered.....	\$16,843	\$117,390	\$100,542
Regattas and marine parades patrolled.....	457	443	—14
Persons examined for certificates as lifeboat men.....	4,541	3,495	—1,046

The number of lives saved or persons rescued from peril exceeded by 1,972 the previous high record of 1938.

In the hurricane disaster along the New England and Long Island coasts during the latter part of September 1938, all available Coast Guard vessels, aircraft, and land forces assisted in affording relief and in cooperating with the Red Cross and Federal, State, and municipal authorities. Emergency radio communication was provided, mail was transported, vessels and automobiles were recovered and salvaged, and aerial surveys were made. Five hundred and nine vessels were assisted and 1,011 persons were rescued from positions of peril. Coast Guard property in this region was damaged to the extent of approximately \$2,000,000, three Coast Guard stations having been completely destroyed. Three members of the Service lost their lives in the rescue activities.

Cooperation with other departments of the Government embraced various activities in which the vessel and aircraft facilities of the Coast Guard could be used advantageously, including waterfowl surveys for the Biological Survey, transportation of mail for the Post Office Department in emergencies where commercial shipping was disrupted, provision of facilities for a floating court for the Department of Justice in visiting Alaskan ports, assistance in naval operations incident to the disaster to the submarine *Squalus*, and transportation of Federal officials. The Coast Guard cutter stationed at Honolulu made regular scheduled cruises during the year to Fanning, Baker, Howland, and Jarvis Islands, carrying supplies, medicines, and building material for the development and maintenance of United States activities on those islands.

The Coast Guard provided an armed detail for the guarding and supervision of the transfer of approximately 77 million pounds of silver bullion by the Treasury Department from New York City to the depository at West Point, N. Y., which continued from July 1938 to February 1939.

In cooperation with the Weather Bureau, the Coast Guard cutters on international ice patrol duty from April 1 to July 1, 1939, made daily radiosonde observations of temperature, pressure, and humidity

in the upper air over the Grand Banks region. The stations at which these observations were made were a part of the network over the North Atlantic area for experimental studies in the development of means for greater safety to life in trans-Atlantic aviation commerce.

In conformity with the duty of the Coast Guard to assist in keeping channels and harbors open to navigation by means of ice-breaking operations in accordance with the reasonable demands of commerce, service of this character was rendered upon numerous occasions on the North Atlantic seaboard and Great Lakes during the winter season of 1938-39.

Exhibits were provided by the Coast Guard for display at the New York World's Fair and at the Golden Gate International Exposition. At the Exposition, Service personnel gave daily drills in the use of Coast Guard life-saving equipment.

During the year the Coast Guard received funds from the Public Works Administration and the Works Progress Administration for work at Coast Guard stations, for land communication systems, and for two 110-foot harbor cutters. Coast Guard air station fields at Elizabeth City, N. C., and Port Angeles, Wash., were partially constructed with funds transferred from the Public Works Administration and the Works Progress Administration.

Consolidation of Lighthouse Service with the Coast Guard

Under the President's Reorganization Plan No. II, made effective July 1, 1939, by Public Resolution No. 20, approved June 7, 1939, it was provided that the Bureau of Lighthouses in the Department of Commerce and its functions be transferred to and consolidated with and administered as a part of the Coast Guard. This consolidation, made in the interest of efficiency and economy, will result in the transfer to and consolidation with the Coast Guard of the system of approximately 30,000 aids to navigation (including light vessels and lighthouses) maintained by the Lighthouse Service on the sea and lake coasts of the United States, on the rivers of the United States, and on the coasts of all other territory under the jurisdiction of the United States with the exception of the Philippine Islands and Panama Canal proper. Plans were in progress at the close of the year providing for a complete integration with the Coast Guard of the personnel of the Lighthouse Service numbering about 5,200, together with the auxiliary organization of 64 buoy tenders, 30 depots, and 17 district offices.

Protection to marine commerce and life and property

The duty of promoting safety of life at sea and protecting life and property from peril has been carried on by the Coast Guard by enforcing the laws and regulations relating thereto; by affording training to merchant marine personnel to advance their efficiency and knowledge of duties aboard ship; by conducting patrols for observing dangerous conditions and warning marine commerce; and by the maintenance of a state of constant preparedness by vessels and stations to respond to calls for assistance from shipping and to dispatch relief forces to areas stricken by flood, hurricane, or other disaster.

International ice patrol.—Pursuant to the International Convention for the Safety of Life at Sea, signed at London on May 31, 1929,

the Coast Guard during the season of 1939 assigned three vessels for guarding the southeastern, southern, and southwestern limits of the regions of icebergs in the vicinity of the Grand Banks of Newfoundland for the purpose of informing trans-Atlantic and other passing vessels of the ice situation, and for the observation and study of ice conditions in general. The ice observation service was begun on March 11, and on March 22 the ice patrol was established.

During the season the two ice patrol cutters based at Halifax, Nova Scotia, maintaining a continuous patrol in the ice region, and the oceanographic vessel based at St. John's, Newfoundland, making periodic cruises for determining prevailing oceanographic conditions and the rate and direction of flow of ocean currents which govern the movement of icebergs. On July 8 the oceanographic vessel departed from St. John's on a cruise for the study and observation of ice and current conditions in the Labrador Sea between Labrador and southern Greenland, upon the completion of which the vessel returned to its regular station at Woods Hole, Mass.

Unusually heavy ice conditions during the season, with a pronounced movement to the southward, necessitated the ice patrol recommending departures from the regularly prescribed steamship tracks and the issuance of special warnings for the exercise of extreme caution by vessels passing through the Grand Banks region. Supplementing the reports of ice broadcast by the ice patrol, the Navy Hydrographic Office sent out on regular hydrographic broadcasts information concerning the positions of icebergs sighted and reported.

The ice patrol was not terminated until August 24, 1939, the season of 1939 being the longest on record since the assumption of this duty by the Coast Guard in 1913.

Weather and marine information broadcasts.—Weather and marine information broadcasts by radio telephone, primarily for the benefit of yachts and small boats, were continued at strategically located Coast Guard stations on the coasts of the United States and Great Lakes. This service was made possible through cooperation with the Weather Bureau, Lighthouse Service, and Navy Hydrographic Office.

Supplementing information and warnings by radio telephone, surface vessels and aircraft were engaged on numerous occasions on the Gulf and Atlantic coasts during the year in warning small floating craft (without radio) of the approach of squalls and tropical disturbances, especially during the hurricane season.

Winter cruising.—During the period December 1, 1938, to March 31, 1939, fourteen Coast Guard cutters were designated as a special patrol, pursuant to Executive order, to assist distressed vessels during the severe weather on the North Atlantic coast. These cutters cruised 69,645 miles; afforded assistance to 75 vessels, whose value, including cargoes, amounted to \$20,143,284; and destroyed seven derelicts which were a menace to navigation. In the enforcement of Federal maritime laws, 363 vessels were boarded and examined.

Maritime training.—The United States Maritime Service was established by the United States Maritime Commission General Order No. 25, dated July 14, 1938, under authority of section 216 of the Merchant Marine Act of 1936, as amended. The administration of the Maritime Service was delegated to the Coast Guard on September 1, 1938. Its purpose is to improve the efficiency of the American mer-

chant marine by increasing the knowledge and skill of the licensed and unlicensed personnel through practical training and instruction. The activity is of outstanding importance in promoting safety of life at sea. An original three-months' training period is provided with pay, and, after satisfactory completion of this probationary training, the enrollees become eligible for one month's annual training with pay in addition to one month's retainer pay each year. Training stations were established at Hoffman Island, N. Y.; Government Island, Alameda, Calif.; Fort Trumbull, New London, Conn.; and aboard a training ship, *American Seaman*. One or more vessels for auxiliary training purposes have been attached to each of the shore units. These facilities have a capacity for approximately 3,000 unlicensed personnel and 500 to 600 licensed officers each year for a three months' training course. During the ten months' period of operation to June 30, 1939, 5,544 applications for enrollment were received, from which 3,505 men were found eligible for enrollment and 1,550 were actually enrolled as follows: Licensed-deck, 171; licensed-engineers, 163; unlicensed-deck, 467; unlicensed-engineers, 504; unlicensed-stewards, 245. On June 30, 1939, 683 enrollees had been regularly enrolled in the Maritime Service. There were on detail from the Coast Guard to the Maritime Service on June 30, 1939, 25 commissioned officers, 28 chief warrant and warrant officers, and 125 enlisted men, and 197 enrollees of the Maritime Service were on active duty, in connection with the administration of the Service.

Enforcement of customs and other laws

The Coast Guard, as the Federal maritime police agency, has enforced the various maritime laws coming within its jurisdiction, particularly the customs, navigation, motorboat, and conservation laws. Either independently or as the agency of the department of the Government charged with the administration of certain laws, the facilities and services of the Coast Guard have been utilized in enforcing the law upon the navigable waters.

At ports of entry Coast Guard vessels have been assigned to act in collaboration with the customs and immigration authorities in providing transportation for officials and to assist them in the performance of their duties. The Service has assisted and cooperated particularly with the coordinated law enforcement agencies of the Treasury Department. Numerous instances of assistance to and cooperation with the Bureau of Customs and Narcotics appear in reports showing the guarding of the offshore sides of vessels in ports; augmentation of customs searching squads by Coast Guard personnel; exchange of information, purchases of contraband in contemplation of cases involving violation of the customs and narcotics laws; aerial patrol of the Mexican border from Texas to California; and testimony of Coast Guard personnel in the prosecution of cases. Valuable cooperation has been rendered the Secret Service in connection with the prosecution of certain counterfeiting cases and by the exchange of information which proved to be mutually helpful. Division commanders of the Coast Guard acted as coordinators of the Treasury law enforcement agencies in the prevention and detection of the smuggling of liquor and narcotics within the limits of their respective divisions. Absence of the old liquor smuggling fleet off the coasts of the United States

continued, largely through the unremitting vigilance and cooperative efforts of the Coast Guard with the Royal Canadian Mounted Police. In matters of mutual interest the Service has assisted and cooperated with State and municipal law enforcement agencies.

Approximately 5,000 vessels suspected of carrying narcotics were kept under surveillance; and approximately 33,000 vessels were boarded and examined for violations of the navigation and motorboat laws. Coast Guard aircraft cooperated with the Alcohol Tax Unit of the Bureau of Internal Revenue in locating and seizing illicit distilleries, 1,041 having been located through aerial observation.

Vessels of the Coast Guard made periodic cruises to the halibut fishing areas during the year in the enforcement of the Northern Pacific Halibut Act which carries out the provisions of the Convention between the United States and Canada for the Preservation of the Halibut Fishery of the Northern Pacific Ocean and Bering Sea. One vessel was seized for violation of the act.

To enforce the provisions of the Whaling Treaty Act, Coast Guard officers were assigned as inspectors aboard two American factory vessels which operated in the Indian Ocean and Antarctic waters and at two land stations—one in Alaska and one on the California coast. Various violations of the act and of other Federal statutes were reported by the inspectors.

Coast Guard units reported 40 violations by vessels and shore plants of the Oil Pollution Act, which has for its purpose the prevention of contamination of our navigable waters in the interest of conservation of fish life and wild fowl and the prevention of damage to marine property and beaches by oil.

A summary of seizures, etc., during the year is presented in the following table:

Activity	Coast Guard	Joint seizures (Coast Guard and other Treasury agencies)	Total
Vessels seized.....	6	2	8
Arrests.....	11	1,047	1,058
Vehicles seized.....	4	125	129
Narcotics seized—value.....		\$73,210	\$73,210
Illicit distilleries seized.....	7	780	787
Aliens apprehended.....	5	3	8

Anchorage and movements of vessels.—At the larger ports of the United States where Federal regulations, issued by the Secretary of War and Secretary of Commerce, respectively, govern the anchorage and movements of vessels, nine Coast Guard officers were serving on June 30, 1939, as captains of the port, charged with the enforcement of these regulations. The captains of the port also exercised supervision of the loading and discharge of explosives by vessels using the designated explosive anchorages. In localities where constant supervision is not necessary, periodic inspections were made throughout the year by Coast Guard craft.

Patrol in northern waters.—The patrol of the North Pacific Ocean, Bering Sea, and waters of southeastern Alaska has for its mission the assistance to persons and vessels in distress; protection of the seal

herd, sea otter, walrus, and sea lions; assistance to Alaskan natives; law enforcement generally; and cooperation and assistance to other Government departments. The patrol for the 1938 season,¹ which was in progress at the beginning of the fiscal year 1939, was carried on by 10 vessels, which cruised over a radius of 75,564 miles, assisted 5 vessels, boarded 67 craft, afforded medical and dental aid to 1,754 persons, and transported 231 persons. The patrol for the season of 1939, in progress on June 30, 1939, comprised 10 vessels.

Aviation

On June 30, 1939, air stations in commission were located at Salem, Mass.; New York, N. Y.; Charleston, S. C.; Miami and St. Petersburg, Fla.; Biloxi, Miss.; San Diego, Calif.; and Port Angeles, Wash.; and air patrol detachments were maintained at Cape May, N. J., and El Paso, Tex. Fifty aircraft were in commission on that date, five losses of aircraft having occurred during the year and one long-range patrol plane having been purchased.

Construction was proceeding on new air stations at Elizabeth City, N. C., and San Francisco, Calif., which are scheduled for completion about August 1940. Contracts were awarded for seven long-range flying boats and for three twin-engine intermediate amphibian planes, delivery to be made during the fiscal year 1940.

A metal hangar was erected at Unalaska, Alaska, the operation of an airplane from one of the cutters on Bering Sea patrol duty having been found to be less satisfactory from the standpoint of service and maintenance than to base the airplane on shore.

Aircraft was employed in law enforcement work on both sea and land, in rescue missions, and in promoting safety of life at sea. The following statistics for the fiscal year indicate certain phases of such activities:

	<i>Number</i>		<i>Number</i>
Flights.....	4,394	Obstructions to navigation reported.....	21
Miles cruised.....	949,118	Smuggling vessels located.....	7
Emergency medical cases transported.....	115	Smuggling airplanes located.....	1
Persons transported from disabled vessels.....	10	Illicit distilleries located.....	1,041
Vessels warned of impending danger.....	335	Disabled vessels located.....	87
Persons warned of impending danger.....	1,931		

Landings in the open sea were made in 34 instances, and 337 flights were made in the hours of darkness.

Communications

Telephone and telegraph lines and cables.—The Coast Guard owns and operates a coastal telephone system consisting of 1,628 miles of pole lines, 3,013 miles of open wire, metallic circuits, 50 miles of aerial and underground cables, and 676 miles of submarine cables, constituting over 200 separate telephone lines. Most of these lines are connected with central offices of commercial telephone systems, thus affording telephone and telegraph service to all units of the Coast Guard, and to certain Navy direction finder stations, Weather Bureau offices, and lighthouses in various locations along the coastal waters of the United States.

Improvements have been made in the repeater installations on the Long Island and New Jersey coasts, and similar installations are

planned to be made shortly in the long lines along the Middle Atlantic coast. In addition to cable replacements and general repairs effected in all districts, eleven new cable installations were made along the Atlantic and Pacific coasts, Gulf of Mexico, and Lake Ontario, using approximately 210,000 feet of new cable of modern design. Research activities toward the improvement of both the physical and electrical characteristics of rubber insulated, steel armored, and rubber jacketed telephone submarine cable were carried on during the year.

Radio.—Research and development work was carried on especially in connection with lifeboat radio installations and the reduction of radio-frequency noise on 165-foot patrol boats. Cooperation with other Government departments in communication problems was continued. The radio facilities of the Cleveland and Chicago divisions were used to aid the Federal Communications Commission in its study of radio requirements for the safety of life and property on the Great Lakes in connection with the Great Lakes and Inland Waters Survey. Monitoring activities were inaugurated in the study of communications requirements for aircraft safety over ocean routes. The station at Fort Hunt, Va., in addition to serving as Coast Guard headquarters' radio station, furnished a fixed communication service to several divisions and a mobile service to the international ice patrol, vessels cruising in foreign waters, and itinerant Coast Guard aircraft.

There were in commission on June 30, 1939, 17 shore radio stations and 8 aeronautical radio stations.

The Chief Communications Officer continued to represent the Treasury Department on the Interdepartmental Radio Advisory Committee. He acted in the combined capacity of United States delegate and Treasury Department representative to the European Broadcasting Conference at Montreaux, Switzerland. He also was a representative of the Treasury Department and a delegate of the United States to the International Subcommittee of the Third World Conference of Radio-telegraph Experts for Aeronautics at Cracow, Poland.

Personnel and training

Personnel strength.—On June 30, 1939, there were on the active list of the Coast Guard 536 commissioned officers, 3 civilian instructors, 85 cadets, 367 chief warrant officers, 175 regular warrant officers, 95 temporary warrant officers (of whom 82 were on duty with the War Department under orders contained in Executive Order 6169), 8,903 enlisted men, and 349 civilian employees in the field of whom 256 were per diem civilian employees at the Coast Guard Depot, Curtis Bay, Md. There were also 229 Public Works Administration employees engaged on Coast Guard projects.

Recruiting.—Six main recruiting offices were in operation during the entire year. Due to the small number of expirations of enlistment and early discharges and to the limited funds available, recruiting was carried on during only 6 months of the year. There were 2,986 applicants for enlistment at recruiting offices, of whom 429 were enlisted, 828 rejected for physical disability, and 1,729 rejected for other causes. Loss in personnel other than through expiration of enlistment was low. Of the men discharged who were entitled to reenlistment, 97 percent reenlisted.

Postgraduate instruction and special training.—Postgraduate instruction for commissioned officers was provided for 3 in law in a resident school; 15 in extension law courses; 3 in radio engineering; 3 in marine engineering; 1 in naval construction; and several others in selected subjects. All commissioned officers below the rank of commander and others designated from Coast Guard stations were receiving instruction in an extension course in meteorology.

Approximately 1,700 officers and enlisted men completed the especially prepared correspondence course in law enforcement inaugurated early in 1938, and 29 members of the Service completed the course for the Treasury law enforcement agencies.

As in former years men have been assigned to schools of the Army and Navy for courses that are not available in the Coast Guard.

Service schools.—Service-maintained schools for enlisted persons trained men in the duties of yeomen, pharmacist's mates, cooks, and bakers; and in the maintenance of small arms. The Engine School and Repair Base at Norfolk, Va., gave instruction in internal combustion marine and aviation engines and in lathe practice.

The Coast Guard Institute at New London, Conn., provided educational and professional courses for the enlisted personnel through extension courses especially prepared for them. Through the institute, 77 diplomas of the International Correspondence Schools and 30 of the Capitol Radio Engineering Institute were awarded during the year.

Coast Guard Academy.—On July 1, 1938, there were 78 cadets under instruction at the Coast Guard Academy, New London, Conn. During the year 65 cadets were appointed, 35 resigned, and 23 were graduated, leaving 85 cadets at the academy at the end of the year. The principal cadet practice cruise for the summer of 1939 was made aboard a cutter, visiting ports in the West Indies and South America.

The Congressional Board of Visitors met at the academy on April 20, 1939, and, in a report of their findings to the Congress, referred to the high standards of the institution, and recommended appropriations for the construction of a suitable vessel for the training of cadets in the handling of sails and for replacing vessels damaged during the hurricane of September 1938. The Advisory Committee of the Coast Guard Academy, consisting of distinguished educators, met from time to time during the year for the purpose of advising the Department in regard to academic matters.

Aviation training.—Two classes of officers and one class of enlisted men were sent to the Naval Air Station, Pensacola, Fla., for flight training. Three officers received a course of instruction in aircraft maintenance engineering at Chanute Field, Rantoul, Ill. In addition to the regular course of instruction on aircraft engines given enlisted men from the air stations at the Coast Guard Engine School and Repair Base, Norfolk, Va., classes were formed at Chanute Field for instruction in sheet metal and aircraft welding and parachute rigging.

Gunnery and small arms instruction.—Throughout the year personnel of the various units of the Service received training in small arms. Short range battle practice was held by every vessel for which it was prescribed, except one which was on special duty. In addition, four vessels held long-range battle practice and day spotting practice.

Modified gunnery practice was held by practically all vessels for which this type of training is indicated.

In several Army and Navy landing exercises and defense maneuvers, vessels and aircraft of the Coast Guard were employed as a part of the general plan of operations.

The Coast Guard rifle and pistol teams made a creditable showing at the Camp Perry matches in competition with members of the other military services and civilian marksmen, and individual members of the teams distinguished themselves in the winning of coveted trophies.

Ten warrant officers and forty-two enlisted men were employed throughout the country in giving instruction to the armed civilian personnel of the Treasury Department in the handling and use of small arms, principally the revolver. During the year, 7,052 qualifications were made from among an armed force averaging approximately 5,116, an increase of 1,278 qualifications over the total for 1938. The training was attended by marked improvement in interest and marksmanship.

The Coast Guard enjoyed the wholehearted cooperation of the Army, Navy, and Marine Corps in obtainment of material and facilities in carrying on gunnery and small arms training.

Engineering competition.—Engineering competition, with awards made to the highest scoring vessels and to the personnel who assisted in attaining the high score, was continued during the year. This competition, which promotes a spirit of friendly rivalry among the competing units and maintains personnel and material in a high state of efficiency and readiness, was participated in by 31 cruising cutters and 45 patrol boats.

Floating equipment

Cutters, patrol boats, etc.—On June 30, 1939, the following floating equipment was in commission in the Coast Guard: Cruising cutters, 34; 165-foot patrol boats, 17; 125-foot patrol boats, 28; 100-foot patrol boats, 1; 80-foot patrol boats, 9; 78-foot patrol boats, 6; 75-foot patrol boats, 45; 72-foot patrol boats, 2; 65-foot patrol boats, 2; harbor tugs, 11; harbor launches, 41; special craft, 5; picket boats, 86; and 15 miscellaneous patrol boats exceeding 40 feet in length. This floating equipment does not include the small boats, designed primarily for life-saving, assigned to Coast Guard stations and vessels. The following additional vessels were assigned for maritime training: *American Seaman, Northland, Joseph Conrad, Kimball, and Yeaton.*

During the year a number of harbor craft and small patrol boats were transferred to other Government departments or were sold.

Two new harbor cutters, of all-welded construction, and especially designed for ice-breaking, were placed in commission, and two others of similar design, under construction at the close of the year, were scheduled for delivery in July 1939.

The increase in mechanical equipment on shipboard has necessitated the adoption of a systematic lubrication procedure for the Coast Guard fleet. Realizing that correct lubrication is more than mere servicing, a program was undertaken to safeguard the deck equipment. High pressure grease guns, improved grease fittings, and water-resisting grease have been furnished to all cutters and patrol boats.

Small boats.—In addition to the small boat building program at the Coast Guard Depot, 48 station boats of the picket boat, rescue, and general service type, ranging in size from 30–42 feet, were contracted for. Of these, 31 have been completed and the others are scheduled for completion by December 1939. There were also constructed under contract for the United States Maritime Service 18 26-foot drill boats and one Diesel launch.

Experimental testing and investigative work in the fields of metals, woods, preservative treatments, etc., were carried on in order to improve and keep up to date the methods of construction of standard small boats, surfboats, and lifeboats.

Stations, bases, repair depot, etc.

Under the reorganization plan to increase the efficiency of the Coast Guard stations, 27 inactive stations were discontinued during the year. As of June 30, 1939, there were 3 shore bases in commission, 200 active stations, and 47 inactive stations.

As a part of the station rebuilding program, projects completed consisted of 7 dwellings, 36 equipment buildings, 21 boathouses, 22 launchways, 5 wharves, 19 bulkheads, 4 breakwaters, and 12 dredging jobs, in addition to major repairs to about 25 structures. Construction was started on the new Coast Guard radio station and laboratory located below Alexandria, Va.

Repair Depot.—The Repair Depot, Curtis Bay, Md., is maintained for repairing and altering cutters and for constructing the standard small life-saving boats of the Service. There were constructed during the year 18 motor lifeboats, 6 motor surfboats, 5 pulling surfboats, 13 motor launches, and 8 dinghies. Four patrol boats were reengined and reconditioned and a receiving ship repaired and fitted for the use of the Maritime Service. The usual maintenance repairs of vessels stationed in the West Indies and on the Atlantic coast were made, and the conversion of a 100-foot patrol boat for use as a freight vessel was started.

Engine School and Repair Base.—The students at the Engine School and Repair Base, Norfolk, Va., in addition to receiving instruction, reconditioned gasoline marine engines and their parts for further use by the Coast Guard, and rebuilt parts of electrical equipment for engines, including starting motors, generators, magnetos, and distributors.

Awards of lifesaving medals and decorations

The Secretary of the Treasury, under the provisions of law, awarded during the year 5 gold and 27 silver lifesaving medals of honor in recognition of heroism or bravery exhibited in the rescue or attempted rescue of persons from drowning in waters over which the United States has jurisdiction or upon an American vessel. Two of the gold medals were awarded posthumously. Two Coast Guard officers were the recipients of the Distinguished Flying Cross for extraordinary achievement in official aerial flights.

Legislation

The following general legislation affecting the Coast Guard was enacted by the Congress during the fiscal year:

Public No. 46, April 26, 1939, authorized the Secretary of the Treasury to establish a Coast Guard station on the east coast of the Keweenaw Peninsula, Mich.

Reorganization Plan No. II of May 9, 1939, transmitted to the Congress by the President pursuant to the Reorganization Act of 1939, provided that the Bureau of Lighthouses, Department of Commerce, and its functions be transferred to and consolidated with and administered as a part of the Coast Guard.

Public No. 87, May 24, 1939, authorized the retirement under certain conditions of enlisted personnel with 20 or more years of service.

Public No. 89, May 24, 1939, provided for an increase in the number of commissioned officers in the Coast Guard and for the rank of rear admiral for the officers holding the offices of Assistant Commandant and Engineer in Chief.

Public No. 104, June 2, 1939, authorized the establishment of a Coast Guard base and air station on the coast of Alaska; the construction of 3 cruising cutters of approximately 2,000 tons displacement each and designed to have a speed of not less than 20 knots; and the acquisition of 15 seaplanes.

Public No. 152, June 23, 1939, established a Coast Guard Reserve to be composed of owners of motorboats and yachts.

Funds available, obligations, and balances

The following table shows the amounts available for the Coast Guard for the fiscal year 1939. The amounts of obligations and unobligated balances are also shown.

Available funds, obligations, and unobligated balances, fiscal year 1939

Source of funds	Appropriated or allotted	Transfers	Obligated	Unobligated balance
Appropriations:				
Salaries, Office of Coast Guard, 1939.....	\$389,240	1+ \$6,600	\$395,494	\$346
Pay and allowances, 1939.....	18,037,000		18,034,642	2,358
Fuel and water, 1939.....	1,500,000	2- 11,600	1,439,131	49,269
Outfits, 1939.....	1,575,000	3- 6,000	1,567,730	1,270
Rebuilding and repairing stations, etc., 1939.....	332,500		329,407	3,093
Communication lines, 1939.....	201,400	4- 2,500	198,677	223
Civilian employees, 1939.....	205,200		204,034	1,166
Contingent expenses, 1939.....	113,000	5+ 27,500	136,679	3,821
Repairs to vessels, 1939.....	1,600,000	6- 10,000	1,588,135	1,865
Repairs to aircraft, 1939.....	515,187	7- 4,000	508,804	2,383
Replacement airplanes, 1938-39.....	633,500		632,898	602
Additional airplanes, 1939.....	654,000		636,813	17,187
Repairs to vessels, 1939-40.....	28,000		27,816	184
Outfits, 1939-40.....	142,200		43,871	98,329
Rebuilding and repairing stations, etc., 1939-40.....	1,318,400		31,340	1,287,060
Rebuilding and repairing stations, etc., 1937-39.....	68,541		68,541	
Rebuilding and repairing stations, etc., 1936-39.....	76,323		76,323	
Communication lines, 1939-40.....	106,400		43,000	63,400
Additional vessels, 1938-39.....	82,087		69,195	12,892
Coast Guard air station, Elizabeth City, N. C., 1939.....	540,000	8- 500,000		40,000
Coast Guard air station, San Francisco, Calif., 1939.....	600,000	9- 565,000	475	34,525
Total.....	28,717,978	-1,065,000	26,033,005	1,619,973

Footnotes at end of table.

Available funds, obligations, and unobligated balances, fiscal year 1939—Continued

Source of funds	Appropriated or allotted	Transfers	Obligated	Unobligated balance
Other available funds:				
National Industrial Recovery, Treasury, Coast Guard, 1933-41.....	\$312,846	-----	\$312,192	\$654
Public Works Administration (allotment to Treasury, Coast Guard), 1938-40.....	7,852,175	-----	6,539,251	⁵ 1,312,924
Foreign service pay adjustment, appreciation of foreign currencies, 1939.....	833	-----	833	-----
Emergency Relief, Treasury, Coast Guard (transfers from Works Progress Administration), 1938-39.....	⁷ 347,717	-----	287,083	60,634
Golden Gate International Exposition (transfer to Treasury, Coast Guard).....	8,346	-----	7,295	⁶ 1,051
Working fund, Treasury, Coast Guard (Procurement Division, Public Buildings Branch).....	2,000	-----	2,000	-----
Working fund, Treasury, Coast Guard, training of personnel (construction fund, U. S. Maritime Commission).....	1,204,249	-----	1,159,324	⁶ 44,925
Total.....	9,728,166	-----	8,307,978	1,420,188
Grand total.....	38,446,144	-\$1,065,000	34,340,983	3,040,161

¹ Transferred from "Fuel and water" to "Office salaries."² Transferred to "Contingent expenses" and "Office salaries."³ Transferred to "Contingent expenses."⁴ Transferred from "Outfits," "Fuel and water," "Communication lines," "Repairs to vessels," and "Repairs to aircraft."⁵ Unobligated balance carried forward to fiscal year 1940.⁶ Transferred to Procurement Division.⁷ Includes \$17,560 for administrative expenses, of which \$10,570 was obligated.**BUREAU OF THE COMPTROLLER OF THE CURRENCY ¹**

The Bureau of the Comptroller of the Currency is responsible for the execution of all laws relating to the supervision of national banking associations and all banks and building and loan associations in the District of Columbia. The Bureau is also responsible for the liquidation of suspended national banks placed in charge of receivers. Under the Emergency Banking Act of March 9, 1933, the Comptroller of the Currency is required to approve the issuance and retirement of preferred stock of national banking associations. Other duties include those incident to the formation and chartering of new national banking associations, the establishment of branch banks, the consolidation of banks, and the conversion of State banks into national banks.

Changes in the condition of active national banks

The total assets of the 5,209 active national banks on June 30, 1939, amounted to \$33,180,578,000, an increase of \$2,803,018,000 since June 30, 1938, when \$30,377,560,000 ² was reported by 5,248 banks. The deposits of the active banks in 1939 totaled \$29,469,469,000, which was \$2,653,575,000 more than in 1938. The total assets and total deposits in 1939 were greater than on any previous call date in the history of the National Banking System. The loans and investments totaled \$21,126,589,000, representing an increase of \$1,147,689,000 during the year.

¹ More detailed information concerning the Bureau of the Comptroller of the Currency is contained in the annual report of the Comptroller.² See footnote 3, p. 119.

The assets and liabilities of active national banks on the date of each report from June 30, 1938, to June 30, 1939, are shown in the following statement:

Abstract of reports of condition of active national banks on the date of each report from June 30, 1938, to June 30, 1939

[In thousands of dollars]

	June 30, 1938 (5,248 banks)	Sept. 28, 1938 (5,245 banks)	Dec. 31, 1938 (5,230 banks)	Mar. 29, 1939 (5,218 banks)	June 30, 1939 (5,209 banks)
ASSETS					
Loans and discounts, including overdrafts.....	8,334,624	8,298,604	8,489,120	8,468,480	8,573,703
U. S. Government securities, direct obligations.....	6,510,357	6,909,465	7,172,471	6,861,577	6,899,885
Obligations guaranteed by U. S. Government.....	1,477,359	1,566,812	1,533,488	1,712,207	1,869,844
Obligations of States and political subdivisions.....	1,426,881	1,502,756	1,607,129	1,665,911	1,693,684
Other bonds, notes, and debentures.....	1,954,393	1,996,602	1,918,693	1,889,166	1,864,354
Corporate stocks, including stock of Federal Reserve banks.....	275,286	277,334	227,412	226,435	225,119
<i>Total loans and investments.....</i>	<i>19,978,900</i>	<i>20,551,573</i>	<i>20,948,313</i>	<i>20,823,776</i>	<i>21,126,589</i>
Cash, balances with other banks, including reserve balances, and cash items in process of collection.....	9,450,555	9,208,194	9,706,409	10,014,766	11,074,806
Bank premises owned, furniture and fixtures.....	629,398	631,136	617,601	615,093	609,146
Real estate owned other than bank premises.....	153,975	152,311	146,811	144,952	141,239
Investments and other assets indirectly representing bank premises or other real estate.....	(1)	(1)	69,522	70,388	70,417
Customers' liability on acceptances outstanding.....	54,621	56,944	64,404	56,045	51,656
Interest, commissions, rent, and other income earned or accrued but not collected.....	(2)	(2)	60,600	65,017	60,552
Other assets.....	110,111	110,788	52,517	54,359	46,173
<i>Total assets.....</i>	<i>\$ 30,377,560</i>	<i>\$ 30,710,946</i>	<i>\$ 31,666,177</i>	<i>\$ 31,844,396</i>	<i>\$ 33,180,578</i>
LIABILITIES					
Demand deposits of individuals, partnerships, and corporations.....	12,138,047	12,651,771	12,962,084	12,762,685	13,643,678
Time deposits of individuals, partnerships, and corporations.....	7,548,899	7,493,723	7,519,544	7,582,235	7,665,426
Deposits of U. S. Government, including postal savings.....	467,338	515,508	584,932	580,995	543,258
Deposits of States and political subdivisions.....	2,106,342	1,942,976	2,138,982	2,175,390	2,290,902
Deposits of banks.....	4,211,101	4,211,007	4,500,636	4,777,667	4,882,437
Other deposits (certified and cashiers' checks, etc.).....	344,167	288,896	344,498	290,279	443,678
<i>Total deposits.....</i>	<i>26,815,894</i>	<i>27,103,881</i>	<i>28,050,676</i>	<i>28,169,251</i>	<i>29,469,469</i>
Bills payable, rediscounts, and other liabilities for borrowed money.....	9,586	10,333	5,608	5,980	3,540
Mortgages or other liens on bank premises and other real estate.....	(4)	(4)	293	153	279
Acceptances executed by or for account of reporting banks and outstanding.....	60,955	62,246	71,785	61,303	57,636
Interest, discount, rent, and other income collected but not earned.....	(3)	(3)	29,288	32,411	35,273
Interest, taxes, and other expenses accrued and unpaid.....	49,129	60,439	40,960	56,704	45,978
Other liabilities.....	168,177	168,372	139,423	157,395	178,891
<i>Total liabilities.....</i>	<i>\$ 27,103,741</i>	<i>\$ 27,405,371</i>	<i>\$ 28,338,033</i>	<i>\$ 28,483,197</i>	<i>\$ 29,791,066</i>
CAPITAL ACCOUNTS					
Capital stock (see memoranda below).....	1,572,900	1,569,063	1,570,622	1,565,333	1,562,956
Surplus.....	1,118,413	1,127,075	1,149,005	1,159,886	1,170,822
Undivided profits.....	403,570	425,377	419,654	444,576	449,352
Reserves (see memoranda below).....	178,936	184,060	188,863	191,404	206,382
<i>Total capital accounts.....</i>	<i>3,273,819</i>	<i>3,305,575</i>	<i>3,328,144</i>	<i>3,361,199</i>	<i>3,389,512</i>
<i>Total liabilities and capital accounts.....</i>	<i>\$ 30,377,560</i>	<i>\$ 30,710,946</i>	<i>\$ 31,666,177</i>	<i>\$ 31,844,396</i>	<i>\$ 33,180,578</i>

Footnotes at end of table.

Abstract of reports of condition of active national banks on the date of each report from June 30, 1938, to June 30, 1939—Continued

	June 30, 1938 (5,248 banks)	Sept. 28, 1938 (5,245 banks)	Dec. 31, 1938 (5,230 banks)	Mar. 29, 1939 (5,218 banks)	June 30, 1939 (5,209 banks)
MEMORANDA					
Par value of capital stock:					
Class A preferred stock.....	248,885	242,897	240,451	233,759	230,156
Class B preferred stock.....	17,210	17,171	16,986	16,844	16,417
Common stock.....	1,311,326	1,313,364	1,317,658	1,318,552	1,319,430
Total.....	1,577,421	1,573,432	1,575,095	1,569,155	1,566,003
Retirable value of preferred capital stock:					
Class A preferred stock.....	266,936	260,985	267,045	264,892	261,585
Class B preferred stock.....	19,070	19,031	18,884	18,805	18,408
Total.....	286,006	280,016	285,929	283,697	279,993
Reserves:					
Reserve for dividends payable in common stock.....	5,597	7,082	5,324	6,181	5,549
Reserves for other undeclared dividends.....	(¹)	(¹)	8,891	5,138	9,687
Retirement account for preferred stock.....	14,030	12,789	15,355	13,283	15,935
Reserves for contingencies, etc.....	159,309	164,189	159,293	166,802	175,211
Total.....	178,936	184,060	188,863	191,404	206,382
Pledged assets and securities loaned:					
U. S. Government obligations, direct and guaranteed, pledged to secure deposits and other liabilities.....			2,269,758	2,182,942	2,192,832
Other assets pledged to secure deposits and other liabilities, including notes and bills rediscounted and securities sold under repurchase agreement.....	2,603,966	2,608,400	568,179	575,384	579,147
Assets pledged to qualify for exercise of fiduciary or corporate powers, and for purposes other than to secure liabilities.....			94,730	93,676	93,378
Securities loaned.....			25,404	14,520	5,998
Total.....	2,603,966	2,608,400	2,958,071	2,866,522	2,871,355
Secured liabilities:					
Deposits secured by pledged assets pursuant to requirements of law.....	2,130,455	2,055,831	2,387,371	2,324,290	2,321,687
Borrowings secured by pledged assets, including rediscounts and repurchase agreements.....	(⁴)	(⁴)	4,858	5,476	2,915
Other liabilities secured by pledged assets.....	(⁴)	(⁴)	1,123	981	967
Total.....	2,130,455	2,055,831	2,393,352	2,330,747	2,325,569

¹ Not called for separately prior to Dec. 31, 1938. Previously included with loans and investments.

² Not called for separately prior to Dec. 31, 1938. Previously included with "Other assets."

³ Excludes acceptances of other banks and bills of exchange sold with endorsement, now reported as contingent liabilities.

⁴ Not called for separately prior to Dec. 31, 1938.

⁵ Not called for separately prior to Dec. 31, 1938. Previously included with "Other liabilities."

Summary of changes in membership in the National Banking System

At the close of business on June 30, 1939, there were 5,217 national banks in existence with common capital stock aggregating \$1,320,790,569, and preferred capital stock aggregating \$247,161,045. During the year charters were issued to 19 national banking associations, 18 of which had common capital stock only aggregating \$2,725,000, while one had common capital stock of \$25,000 and preferred capital stock of \$25,000. There was a net decrease of 41 in the number of national banks in the system during the year by reason of receiverships and voluntary liquidations.

Changes in the number and capital stock of national banks during the year are shown in the following summary:

Organization, capital stock changes, and liquidations of national banks during the fiscal year 1939

	Number of banks	Capital stock	
		Common	Preferred
Charters granted.....	18	\$2,725,000	-----
Issues of preferred capital stock, 27 banks.....	1	25,000	\$25,000
Increases of common capital stock:			10,726,850
45 banks, by regular increases.....		4,185,250	-----
653 banks, by common capital stock dividends.....		10,229,941	-----
3 banks, by conversion of preferred capital stock.....		32,550	-----
1 bank, by consolidation under act of Nov. 7, 1918, as amended.....		134,000	-----
Total increases.....	19	17,331,741	10,751,850
Voluntary liquidations.....	56	5,446,700	1,757,300
Receiverships.....	4	140,000	80,000
Decreases of capital stock:	12	525,000	-----
35 banks, by reduction of common capital stock.....		2,832,100	-----
1,018 banks, by retirement of preferred capital stock.....			26,836,149
17 banks, by decrease of par value of preferred capital stock.....			1,669,000
1 bank, by consolidation under act of Nov. 7, 1918, as amended.....			75,000
Total decreases.....	62	8,943,800	30,417,449
Net changes during the year.....	2-41	2+8,912,941	-19,665,599
Charters in force June 30, 1938.....	5,258	1,311,877,628	266,826,644
Charters in force June 30, 1939.....	5,217	1,320,790,569	247,161,045

¹ Previously reported in voluntary liquidation.

² After adjustment for 2 receivership banks, previously reported in voluntary liquidation.

³ These figures differ from those shown in the table on page 118. Banks that have discontinued business although not in formal liquidation do not submit reports of condition but are included in this table.

Administration of unlicensed national banks

During the fiscal year 1939, liquidating dividends amounting to \$28,727,000 were paid by receivers and trustees for waiving creditors of banks unlicensed on March 16, 1933, the close of the banking holiday. As of June 30, 1939, a total of 85.81 percent of the aggregate unsecured liabilities of these banks on March 16, 1933, had been released; 741 banks released 100 percent of unsecured liabilities. A summary with respect to the administration of all unlicensed national banks since March 16, 1933, follows:

Summary of administration of unlicensed national banks from March 16, 1933, to June 30, 1939

[Dollars in thousands]

	Number of banks	Unsecured liabilities		
		Outstanding Mar. 16, 1933	Released to June 30, 1939	Unpaid on June 30, 1939
Banks reorganized under old or new charters or absorbed by other national banks.....	1,096	\$1,772,971	\$1,544,365	\$228,606
Banks placed in voluntary liquidation or absorbed by State banks.....	31	11,518	10,987	531
Banks placed in receivership for liquidation.....	290	138,210	94,495	43,715
Total.....	1,417	1,922,699	1,649,847	272,852

BUREAU OF CUSTOMS

Collections

Customs revenue declined in 1939 for the second successive year. The collections of \$321,400,000 in 1939 were 10.6 percent smaller than during 1938. Each of the important types of entry shared in the diminished collections, the only increases occurring in the two unimportant groups, appraisement and miscellaneous, as indicated in the following table:

Customs collections¹ and refunds, fiscal years 1938 and 1939

[On basis of accounts of Bureau of Customs]

Type	1938	1939	Percentage increase or decrease (—)
Collections:			
Duties:			
Consumption entries.....	\$221,790,493	\$185,652,884	-16.3
Warehouse withdrawals.....	124,790,621	124,612,662	— .2
Mail entries.....	3,298,083	2,890,832	-12.3
Baggage entries.....	1,109,580	1,009,053	-9.1
Informal entries.....	913,312	794,930	-13.2
Appraisement entries.....	208,128	272,446	30.9
Increased and additional duties.....	4,690,070	3,858,272	-17.7
Other duties.....	86,483	150,057	73.5
Total duties.....	356,888,770	319,241,136	-10.6
Miscellaneous:			
Fines and forfeitures.....	2,229,305	1,704,458	-23.5
Liquidated damages.....	149,319	93,120	-37.6
Sale of seizures.....	160,538	233,297	45.3
Sale of Government property, unclaimed and abandoned merchandise.....	80,045	56,992	-28.8
All other customs receipts.....	65,677	80,992	23.2
Total miscellaneous.....	2,684,884	2,168,859	-19.2
Total customs collections.....	359,573,654	321,409,995	-10.6
Refunds:			
Excessive duties.....	5,220,303	4,122,800	-21.0
Drawback payments.....	11,841,390	11,342,265	-4.2
Total refunds.....	17,061,693	15,465,065	-9.4

¹ Excludes customs duties of Puerto Rico, which are deposited to the credit of the Government of Puerto Rico, but includes fines and other minor collections of Puerto Rico.

Only four of the schedules of the Tariff Act of 1930, those covering chemicals, tobacco, wool, and rayon, recorded an increase in the value of imports, and each of these schedules also showed increased collections.

Imports of unmanufactured wool of foreign origin, which were very small during the last half of the fiscal year 1938 and the first half of 1939, increased during the winter and spring of 1939, resulting in collections which were slightly larger than during the preceding fiscal year. Rayon, manufactures, although of small absolute importance either in value or as a source of revenue, showed by far the greatest relative increase in both respects, this being the only tariff schedule for which the value of imports and the duty yielded in 1939 were greater than the high point in 1937.

Revenue collected on sugar declined for the second successive year. Included in the 1939 total was \$3,495,036 of import compensating taxes collected on direct-consumption sugar under the terms of the

Sugar Act of 1937, as compared with \$2,812,488 for ten months of 1938, the act having become effective on September 1, 1937.

The revenue from importations of agricultural commodities was \$13,000,000 less than in 1938, and only half that of 1937, although collections from this source continued to exceed collections under every other tariff schedule.

The estimated values of dutiable imports and the estimated duties collected, by tariff schedules, are shown for the fiscal years 1938 and 1939 in table 13 on page 383, and for the calendar years 1929 to 1938 and by months from January 1938 to June 1939 in table 14 on page 384.

Although there was a downward trend in total customs revenue from 1938 to 1939, increased duty collections were recorded on imports from a number of countries, among which were Germany, France, Switzerland, Greece, Norway, Mexico, the Netherlands West Indies, Brazil, Peru, Uruguay, Turkey, Australia, New Zealand, and Egypt.

The largest amounts of duties in 1939 were derived from the products of the United Kingdom and Cuba, which yielded aggregates of \$40,353,000 and \$37,869,000, respectively, although showing decreases from the previous year of 6.2 and 4.7 percent, respectively. In spite of the decline, the duties collected on the products of these countries were of greater relative importance as sources of revenue in 1939 than during the previous year, their combined total increasing from 23.8 percent of the total for all countries in 1938 to 25.1 percent in 1939. Canada, Japan, and Argentina, on the other hand, declined in relative as well as absolute importance as sources of customs revenue, duties collected on the imports from these three countries decreasing from \$77,254,000 in 1938 to \$53,036,000 in 1939; these amounts represented 22.2 percent of the total for all countries in 1938 and 17 percent in 1939. The diminished collections on imports from Canada were due chiefly to a 50 percent decrease in imports of distilled liquor from that country; those from Japan to smaller importations of almost all types of commodities; and those from Argentina to the cessation of corn importations.

The value of dutiable imports and the estimated duties collected are shown for the principal countries for the fiscal years 1938 and 1939 in table 16 on page 390.

It will be observed that the aggregate of duty collections as estimated by tariff schedules is somewhat less than the actual collections reported by collectors of customs. This is in part due to the fact that the computations are necessarily based upon the data reported at the time of original entry and do not take into consideration the increased and additional duties levied as a result of the final determination of the correct quantity by the weighers and gaugers, changes in classification or rates of duty, or clerical errors found upon liquidation of the entry. Furthermore, the import documents, from which the statistics used in the computation of duties are compiled, do not include baggage, mail, and informal entries on which the duties collected amount to a considerable sum.

Four-fifths of the total duties collected during 1939 were reported by 9 customs districts, and more than half the total by New York alone. Only 10 of the 48 customs districts reported increased collections during the fiscal year 1939, the largest increase over the preceding year being along the Mexican border in the Arizona and El Paso districts, which showed increases of 75 and 73 percent, respectively. In these districts and in the San Antonio district, where collections were 20 percent larger than in 1938, the increased collections were largely due to heavy receipts of Mexican cattle. Collections at Boston increased by 14 percent. Three times as much raw wool was imported at that point in 1939 as during the previous year. The districts of South Carolina, Omaha, and Rhode Island showed increases in collections of 39, 23, and 20 percent, respectively, the increase at the South Carolina district being due to the establishment of a regular steamship line to South America and to larger importations of Cuban sugar at this port. Small increases in collections were also recorded in the North Carolina, Florida, and Connecticut districts. A statement of the duties collected for each customs district appears in table 17 on page 391.

Volume of business

In order to present statistics of the volume of customs business which are analogous to collections, the data which follow are limited to the area in which all collections are turned into the Treasury of the United States. Since all customs receipts in the Virgin Islands and all except fines and other minor collections in Puerto Rico are deposited to the credit of those respective governments, none of the data for the former and none except those on seizures for the latter are included below.

Entries of merchandise.—The total number of entries of merchandise aggregated 3,067,643 in 1939, a decrease of 53,533 from the total for the previous year. This decrease of less than 2 percent in the number of entries compares with a decrease of 10.6 percent in collections. Decreases were recorded for each type of entry except mail and appraisement entries, the largest decrease being for informal entries. The increase in appraisement entries is largely due to the importation of household effects of refugees, which are usually sent to this country long before the arrival of the owners.

The number of entries during the past 2 years is shown in the following table:

Number of entries of merchandise, fiscal years 1938 and 1939

Type	1938	1939	Percentage increase or decrease (—)
Consumption entries.....	519, 262	514, 028	—1. 0
Warehouse and rewarehouse entries.....	68, 880	64, 118	—6. 9
Warehouse withdrawals.....	382, 882	372, 938	—2. 6
Mail entries.....	584, 764	590, 976	1. 1
Baggage entries.....	714, 586	710, 005	— .6
Informal entries.....	234, 786	206, 322	—12. 1
Appraisement entries.....	18, 169	25, 348	39. 5
All other.....	597, 847	583, 908	—2. 3
Total.....	3, 121, 176	3, 067, 643	—1. 7

Vessel, airplane, and highway traffic.—The number of documented vessels entering the United States showed a small increase over the previous year, although fewer passengers arrived by this means. A larger number of vessels from European ports arrived at the various ports on the Great Lakes via the St. Lawrence River and the Welland Canal than during any previous year, 67 vessels having arrived in 1939, compared with 46 in 1938.

The largest traffic decline was in ferries, and was primarily due to two causes—the discontinuance in July 1938 of the Detroit-Windsor ferry service which diverted that traffic to the bridge and tunnel, and the completion of the international bridge across the St. Lawrence River in the Thousand Islands region, which resulted in the discontinuance of ferry service at Alexandria Bay and in the lessening of the traffic at Clayton and Morristown.

Statistics were obtained for the first time covering the number of undocumented vessels and passengers, such data having formerly been included either with ferries or with other vehicles. Such vessels are not required to make actual entry, but must report their arrival to customs officers so as to permit the examination of passengers. This type of transportation is employed mostly at points along the Canadian border, where traffic is not sufficiently heavy to justify the maintenance of a regular ferry.

The following statement covers the leading classes of traffic for the last 2 years:

Number of vehicles and persons entering the United States from abroad, fiscal years 1938 and 1939

Kind of entrant	1938	1939	Percentage increase or decrease (—)
Vehicles:			
Automobiles and busses	11,907,125	11,643,237	-2.2
Documented vessels	1 31,856	32,455	1.9
Undocumented vessels	25,805	25,621	-.7
Ferries	1 172,575	132,328	-23.3
Passenger trains	34,230	33,427	-2.3
Aircraft	6,219	7,193	15.7
Other vehicles	1 353,464	337,585	-4.5
Passengers by:			
Automobiles and busses	34,461,503	33,519,803	-2.7
Documented vessels	1 1,071,896	1,019,313	-4.9
Undocumented vessels	93,972	104,166	10.8
Ferries	1 2,934,550	2,209,600	-24.7
Passenger trains	1 1,211,822	1,080,970	-10.8
Aircraft	44,107	52,786	19.7
Other vehicles	1 1,732,503	1,524,621	-12.0
Pedestrians	1 11,336,665	10,578,528	-6.7
Total passengers and pedestrians	1 52,887,018	50,089,787	-5.3

1 Revised.

Airplane traffic continued to increase, the year 1939 being the eighth consecutive year during which increases have taken place in the number of airplane passengers arriving on international lines. Over one-half of the total airplane passengers arrived in the Florida customs district, most of these at the port of Miami. Large gains over the previous year, both in the number of planes and in the number of airplane passengers, were recorded at Seattle, Wash., Pembina, N. Dak., Burlington, Vt., and Newark, N. J. Airplane traffic along the Mexican border continued to decline, both in number of planes and in air-

plane passengers, due chiefly to the decline in traffic at Brownsville, Tex., which more than offset the increased international airplane traffic at Los Angeles, Calif. The following table shows the number of airplanes and airplane passengers entering the United States during the past 2 fiscal years:

Number of airplanes and airplane passengers, fiscal years 1938 and 1939

District	Airplanes		Airplane passengers		Percentage increase or decrease (—)	
	1938	1939	1938	1939	Air-planes	Passen-gers
Northern border:						
Maine.....	52	61	99	109	17.3	10.1
Vermont.....	559	745	1,515	1,889	33.3	24.7
St. Lawrence.....	51	53	120	129	3.9	7.5
New York.....	527	805	3,790	6,591	52.8	73.9
Rochester.....	23	19	43	35	-17.4	-18.6
Buffalo.....	233	226	491	433	-3.0	-11.8
Michigan.....	161	164	171	233	1.9	36.3
Dakota.....	587	746	2,345	3,186	27.1	35.9
Washington.....	802	1,077	2,840	3,287	34.3	15.7
Other districts.....	151	67	754	275	-55.6	-63.5
Total.....	3,146	3,963	12,168	16,167	26.0	32.9
Southern border:						
Los Angeles.....	142	156	724	1,091	9.9	50.7
San Diego.....	177	127	325	295	-28.3	-9.2
Arizona.....	33	41	56	53	24.2	-5.4
El Paso.....	31	9	64	14	-71.0	-78.1
San Antonio.....	449	428	4,501	3,991	-4.7	-11.3
Total.....	832	761	5,670	5,444	-8.5	-4.0
Alaska.....	580	611	1,879	2,107	5.3	12.1
Hawaii.....	50	38	276	224	-24.0	-18.8
Florida.....	1,611	1,820	24,114	28,844	13.0	19.6
Total.....	2,241	2,469	26,269	31,175	10.2	18.7
Grand total.....	6,219	7,193	44,107	52,786	15.7	19.7

Drawback transactions.—The number of drawback entries decreased by 3,125 to 20,053 in 1939, as compared with the corresponding figure for 1938; and drawback payments by \$499,125 to \$11,342,265. The actual payments corresponded very closely to the total allowed under the various provisions of the Tariff Act of 1930. About 98 percent of the drawback allowed consisted of drawback on exported merchandise manufactured from imported materials, the most important of which were sugar, flaxseed, and copper. The number of notices of intent to export with benefit of drawback was larger during 1939 than during the previous year, the increase amounting to 6,735. A comparison of these transactions during the last 2 years is presented in the table following.

Drawback transactions, fiscal years 1938 and 1939

Transaction	1938	1939	Percentage increase or decrease (—)
	<i>Number</i>	<i>Number</i>	
Drawback entries received.....	23, 178	20, 053	-13. 5
Notices of intent:			
Originating in the district.....	233, 315	240, 050	2. 9
Received from other districts.....	113, 813	107, 286	-5. 7
Forwarded to other districts for disposition.....	104, 093	101, 406	-2. 6
Certificates of manufacture received.....	12, 896	13, 287	3. 0
Import entries used in drawback liquidation.....	22, 237	22, 676	2. 0
Certificates of importation issued.....	4, 706	5, 182	10. 1
Drawback allowed:	<i>Amount</i>	<i>Amount</i>	
Manufactures from imported merchandise.....	\$12, 013, 971. 13	\$11, 253, 013. 78	-6. 3
Duty paid on merchandise exported from continuous customs custody.....	45, 465. 19	31, 180. 70	-31. 4
Merchandise which did not conform to sample or specifications and returned to customs custody and exported.....	138, 998. 62	102, 695. 80	-26. 1
Imported materials used in construction and equipment of vessels built for foreigners.....		817. 58	
Salt used in curing fish.....	5, 897. 77	11, 080. 25	87. 9
Total drawback allowed.....	12, 204, 332. 71	11, 398, 788. 11	-6. 6
Internal revenue refund on account of domestic alcohol.....	176, 833. 11	163, 738. 73	-7. 4
Total.....	12, 381, 165. 82	11, 562, 526. 84	-6. 6

Protests and appeals.—Almost identically the same number of protests and appeals were filed during each of the past 2 years. The following statement shows the progress of this work during these years:

Number of protests and appeals, fiscal years 1938 and 1939

Status	1938	1939	Percentage increase or decrease (—)
Protests:			
Filed with collectors by importers.....	50, 853	50, 851	-0.004
Allowed by collectors.....	1, 353	1, 355	. 147
Denied by collectors and forwarded to customs court.....	54, 494	54, 488	-. 011
Appeals for reappraisalment filed with collectors.....	6, 586	6, 582	-. 061

Law enforcement activities

Seizures.—For the first time in 8 years seizures for violations of customs laws increased over the preceding year. Each of the several types of seizures was more numerous than in 1938, the largest relative increase being in narcotic seizures.

The number of liquor seizures showed a substantial increase over the number of such seizures during the previous year, and the value of seized liquor was also greater than in 1938.

The value of all seizures amounted to \$1,873,130 in 1939, an increase of \$1,157,048 over the preceding year, while the value of seized merchandise aggregated \$1,129,594, an increase of \$704,948 over 1938. Two large seizures accounted for approximately one-half of this increase, one of unmanufactured tobacco valued at more than \$250,000 and the other of oriental rugs valued at \$123,600. The value of seizures of whale oil also greatly exceeded that of the previous year;

while seizures of jewelry and of cameras and other optical instruments were more than double, and those of furs almost double, in value.

The value of narcotic seizures was more than 10 times that reported in 1938. A part of this increase, however, was due to the understatement during the previous year by some of the collectors of the value of those narcotics which had no legitimate market in the United States. There was also a large increase in the quantity of narcotics seized by customs officers, a total of 1,518 ounces of marihuana and 28,660 ounces of other drugs being seized during the year as compared with 2,638 ounces of marihuana and 5,276 ounces of other narcotic drugs in 1938.

The number and principal types of seizures made by the Customs Service and other governmental agencies during the past 2 years are shown in the following statement:

Seizures for violations of the customs laws, fiscal years 1938 and 1939

Seizure	1938	1939	Percentage increase or decrease (—)
Merchandise:			
Number.....	1 5,725	5,877	2.7
Value:			
Jewelry, precious metals and stones, watches and parts.....	\$92,800	\$210,186	126.5
Wearing apparel and luggage.....	74,699	67,156	—10.1
Toilet articles and medicine.....	9,343	9,023	—3.4
Textiles and raw wool.....	31,580	25,541	—19.1
Furs—skins and manufactured.....	46,249	85,147	84.1
Edibles and farm produce.....	10,551	4,828	—54.2
Whale oil.....	3,098	99,311	3,105.6
House furnishings, excluding rugs.....	22,035	67,283	205.3
Rugs.....	2,808	143,931	5,025.7
Guns and ammunition.....	757	1,081	42.8
Cameras, binoculars, and ships' instruments.....	33,756	90,406	167.8
Hardware and sport goods.....	1 2,314	4,615	99.4
Cigars, cigarettes, and tobacco.....	2,939	257,419	8,658.7
Books and stationer's supplies.....	2,080	4,304	106.9
Prohibited articles.....	6,211	4,968	—20.0
Livestock, etc. (excluding horses).....	9,118	6,441	—29.4
Miscellaneous.....	74,308	47,954	—35.5
Total value of merchandise.....	1 424,646	1,129,594	166.0
Prohibited articles:			
Obscene, number.....	638	640	0.3
Lottery, number.....	141	148	5.0
Narcotics:			
Number.....	1 684	1,008	47.4
Value.....	\$46,037	\$495,940	977.3
Liquors:			
Number.....	3,347	3,773	12.7
Quantity (gallons):			
Distilled liquors and wines.....	3,803	4,024	5.8
Malt.....	466	157	—66.3
Alcohol.....	787	647	—17.8
Value, all liquors.....	\$37,757	\$43,935	16.4
Boats, automobiles, airplanes, and horses, value.....	1 207,658	\$203,661	—1.9
Grand total:			
Number.....	10,535	11,447	8.7
Value.....	\$716,098	\$1,873,130	161.6

¹ Revised.

In addition to the goods which were seized, claims aggregating \$9,686,767 were initiated by the Customs Service against importers in connection with various irregularities and frauds which either did not necessitate a seizure, or were discovered after the goods had gone into consumption.

The following table presents the record of customs seizures classified according to the various agencies which were instrumental in apprehending violators of customs laws:

Seizures and arrests for violations of customs laws, classified according to agencies participating, fiscal year 1939

Agency	Seizures								
	Total		Narcotics		Liquor		Lottery and obscene, number	Merchandise	
	Number ¹	Value	Number	Value	Number	Value		Number	Value
Customs Agency Service:									
Investigative Unit.....	652	\$478,682	56	\$11,751	23	\$9,290	25	548	\$436,611
Enforcement Unit.....	806	82,344	136	1,848	161	8,236	9	500	17,159
Customs Service, exclusive of Agency Service.....	9,666	1,232,488	613	477,911	3,536	24,985	754	4,763	671,275
Total Customs Service.....	11,124	1,793,514	805	491,510	3,720	42,511	788	5,811	1,125,045
Coast Guard.....	4	21			1	5		3	16
Immigration Service.....	57	1,682	1	1	34	796		22	556
Customs Service assisted by other officers.....	35	10,424	9	4,428	8	430		18	3,491
Other Federal and local officers.....	227	67,489	193	1	10	193		24	2,486
Grand total.....	11,447	1,873,130	1,008	495,940	3,773	43,935	788	5,878	1,129,594

Agency	Seizures—Continued								Arrests, number	
	Total value boats, automobiles, airplanes, and horses	Boats		Automobiles		Airplanes		Horses		
		Number	Value	Number	Value	Number	Value	Number		Value
Customs Agency Service:										
Investigative Unit.....	\$21,030	1	\$20	44	\$17,140	1	\$800	12	\$3,070	
Enforcement Unit.....	55,101	11	971	168	47,816	2	1,450	207	4,864	
Customs Service, exclusive of Agency Service.....	58,317	8	850	96	35,285	3	21,650	13	532	
Total Customs Service.....	134,448	20	1,841	308	100,241	6	23,900	232	8,466	
Coast Guard.....										
Immigration Service.....	329	1	54	6	225			3	50	
Customs Service assisted by other officers.....	2,075	1	600	7	1,440			2	35	
Other Federal and local officers.....	66,809			189	66,809				22	
Grand total.....	203,661	22	2,495	510	168,715	6	23,900	237	8,551	

¹ Excludes number of boats, automobiles, airplanes, and horses, as they were seized in connection with narcotics, etc., seizures.

² Includes bicycles and a motorcycle valued at \$111 seized in connection with narcotic smuggling.

All automobiles seized by narcotic agents were delivered to the Customs Service for forfeiture under customs laws. There were 188 of these automobiles valued at \$66,769 in 1939, compared with 164 valued at \$63,128 in 1938. During the year, 202 seized automobiles and trucks were either exported or returned to petitioners because the violations were not sufficiently flagrant to warrant the forfeiture. Of the 234 automobiles forfeited, 128 were assigned for official use either to the Customs Service or to some other governmental agency, 104 were sold at public auction, and 2 were destroyed by fire.

The following table summarizes the number of boats, automobiles, etc., seized for violations during the last 2 years:

Boats, automobiles, airplanes, and horses seized, fiscal years 1938 and 1939

Seizure	For liquor violations		For narcotic violations		For other violations		Total	
	1938	1939	1938	1939	1938	1939	1938	1939
Boats:								
Number.....	1	3	1	1	1	18	27	22
Value.....	\$1,317		\$200	\$500	\$11,776	\$678	\$11,976	\$2,495
Automobiles:								
Number.....	49	57	197	229	296	224	542	510
Value.....	\$8,637	\$9,705	\$76,453	\$79,599	\$103,309	\$79,411	\$188,399	\$168,715
Airplanes:								
Number.....					1	6	1	6
Value.....					\$256	\$23,900	\$256	\$23,900
Horses:								
Number.....	3	4			259	233	262	237
Value.....	\$68	\$61			\$6,959	\$3,490	\$7,027	\$8,551
Total value.....	\$8,705	\$11,083	\$76,663	\$80,099	\$122,300	\$112,479	\$207,658	\$203,661

¹ Revised.

In the course of their regular duties, customs officers often apprehend violators of laws other than those relating to customs. During the year, 709 seizures were made for other departments and agencies, which included 695 for the Department of Agriculture. There were 354 persons apprehended, 271 of whom were for the Immigration Service. In addition, 5,825 violations of Department of Agriculture laws were detected.

Legal proceedings.—As the result of narcotic seizures, 155 defendants were presented for prosecution. Including the cases pending from the previous years, those which were concluded resulted in 83 convictions and only 25 acquittals. Prison sentences aggregating over 219 years and fines amounting to \$28,128 were imposed by the court on the convicted offenders. In addition, penalties aggregating \$422,555 were assessed against the masters of 108 vessels on which narcotic drugs were found concealed; many of these cases have not yet been concluded, only \$52,600 having been collected from the masters of vessels.

In connection with all seizures, there were 518 arrests, a decrease of 57 during the year. Although there were fewer arrests and convictions than during 1938, the high ratio of convictions in the number of cases disposed of continued. Of the 626 cases disposed of, 356 convictions were secured, or 57 percent of the total; of the 557 cases disposed of in 1938, 360 convictions were secured, or 65 percent of the total. Only 25 defendants were acquitted after trial and 245 cases dismissed or transferred before trial, compared with 24 acquittals and 173 dismissals or transfers in 1938. Prison terms to which customs violators were sentenced aggregated 339 years in 1939, compared with 325 years in 1938, while the total amount of fines imposed was \$72,167 during 1939 and \$135,586 during the previous year.

Fines, penalties, etc.—Collections from fines, penalties, liquidated damages, and sales of seizures aggregated \$2,030,875 during 1939, a decrease of \$508,287 from the previous year. Of these totals, \$974,572 in 1939 and \$1,465,148 in 1938 represented penalties collected in cases

which involved the large scale smuggling of illicit liquors, prior to the repeal of the eighteenth amendment.

Penalties collected for the failure of incoming passengers to declare goods purchased abroad aggregated \$299,575 during the past year, an increase of \$141,225 over the previous year which may be almost entirely accounted for by one single case in which \$131,815 was collected. There was also a large increase in collections from conspiracy cases, most of which resulted in court fines. Of the \$39,550 collected from this source in 1939, \$18,000 constituted fines imposed by the court on two offenders who were convicted as the result of a single investigation. Collections resulting from the penalties imposed on vessels in connection with narcotic violations were more than six times as large as during the previous year, and collections from penalties imposed on other than the masters in connection with narcotic cases more than doubled.

The net proceeds from the sale of seized and forfeited articles showed a substantial increase over 1938, due to the sale of forfeited diamonds by the court, which yielded \$192,479. The net proceeds of seizures sold by the collectors amounted to \$13,751 in 1939 and \$50,772 in 1938, but this decrease was more than offset by the increase in the proceeds of sales by court order which aggregated \$219,546 in 1939 and \$109,766 in 1938.

Included in the sales were 95 automobiles for \$4,018, 3 boats for \$141, and 1 airplane for \$125, compared with 99 automobiles and 9 boats in 1938, which yielded \$3,672 and \$480, respectively. The following table presents a summary of the amounts collected for the last 2 years in fines, penalties, and forfeitures, and from the sale of seizures, classified according to the type of violation:

Collections for violations of the customs laws, fiscal years 1938 and 1939

Violation	1938	1939	Percentage increase or decrease (-)
Undeclared articles in baggage of passengers arriving from abroad.....	\$158,350.19	\$299,574.75	89.2
Irregularities in bonded importations (liquidated damages).....	149,318.60	93,119.83	-37.6
False invoicing, including undervaluation.....	¹ 481,383.62	262,279.90	-45.5
Liquor.....	¹ 491,722.25	987,772.75	-33.8
Smuggling (including conspiracy), mostly criminal cases.....	¹ 27,115.55	39,549.86	45.9
Failure of masters of vessels to make complete manifest of imported merchandise.....	¹ 17,531.01	13,137.58	-25.1
Unloading foreign merchandise without customs supervision.....	14,350.14	16,528.22	15.2
Narcotics:			
By masters of vessels on which violations occur.....	¹ 8,052.98	52,600.85	553.2
Other offenders.....	14,253.28	9,175.25	115.7
Irregularities in mail importations.....	16,482.40	10,638.30	-35.5
Failure to report arrival in United States.....	6,574.06	7,847.57	19.4
Miscellaneous.....	¹ 3,489.50	5,353.42	53.4
Net proceeds from sale of goods seized and forfeited for all violations.....	160,538.37	233,297.00	45.3
Total.....	2,539,161.95	2,030,875.28	-20.0

¹ Revised.

Coordination with other agencies.—The coordination plan adopted in August 1934, which developed closer cooperation between the Coast Guard, Alcohol Tax Unit, Bureau of Narcotics, Secret Service, and Customs Service, remained in operation. The continued effectiveness of the law enforcement branches of these agencies, as a result of this coordination, has been most gratifying.

Tariff administration

The enactment of the Customs Administrative Act of 1938, which became effective on July 25, 1938, necessitated a number of amendments to the Customs Regulations of 1937, as well as numerous rulings concerning the interpretation and administration of the new statute. During the year trade agreements were concluded with the United Kingdom, Ecuador, and Turkey, and the trade agreement with Canada was revised. On the other hand, the trade agreement with Czechoslovakia was abrogated. There were 19 trade agreements in force at the end of the fiscal year. The new and the revised trade agreements resulted in substantial changes in the general tariff situation, and gave rise to many new questions involving classification and rates of duty.

The provisions regarding the marking of imported merchandise to show country of origin were considerably modified by the amendment to section 304 of the Tariff Act of 1930, effective July 25, 1938. Previously, any goods not properly marked were subject to an additional duty of 10 percent unless exported, and had to be marked before leaving customs custody. The amendment discontinued the imposition of additional duty if the merchandise was subsequently marked under customs supervision prior to the liquidation of the entry and also permitted the marking to be accomplished after the articles had been released from continuous customs custody.

Orders imposing countervailing duties were issued during the fiscal year in the following cases: Ethylene dibromide from Germany (T. D. 49719), products obtained from milk produced in the Netherlands (T. D. 49729), chicory from the Netherlands (T. D. 49741), certain meat products from the Netherlands (T. D. 49809), and on dutiable merchandise from Germany acquired by or through the disposal of other goods on a premium basis (T. D. 49821). The latter order, issued pursuant to an opinion of the Attorney General that the purchase of German merchandise with the proceeds from the sale in Germany of American goods at a premium constituted a bounty or grant within the meaning of section 303 of the Tariff Act, became effective April 23, 1939. The orders imposing countervailing duties on milk products produced in the Netherlands and on certain meat products of the Netherlands were subsequently modified to exempt direct shipments from the Netherlands to the United States (T. D. 49829 and T. D. 49870, respectively).

The extension of control by certain countries over new areas necessitated the issuance of Treasury orders during the fiscal year, stating that the new areas would be regarded as parts of these countries for customs purposes, including such matters as rates of regular duty to be applied to imports from those areas, the proper marking of such imports to show the country of origin, or the collection of countervailing duties. On November 10, 1938, the first of these orders concerned the Sudeten areas under German occupation (T. D. 49743); on December 30, 1938, a similar order concerned the areas of Czechoslovakia under Polish and Hungarian occupation (T. D. 49770); on March 17 and 18, 1939, similar orders concerned the provinces of Bohemia, Moravia, and Slovakia of Czechoslovakia, under German occupation, and the province of Ruthenia (Carpatho-Ukraine), under Hungarian occupation; on March 25, 1939, a similar order was issued concerning the Memel Territory of Lithuania, under German occupation.

Customs Agency Service

The investigative unit of the Customs Service, the Customs Agency Service, is charged primarily with the duty of preventing and detecting frauds in customs revenue. This Service conducts all investigations involving fraud or violations of the customs laws, and investigates and reports upon all matters brought to its attention by the Secretary of the Treasury, Department officials, the Commissioner of Customs, collectors, and other customs administrative officers, with respect to undervaluation, drawback, classification, smuggling, personnel, customs procedure, and other related subjects. All seizures of any consequence and all reported or suspected violations, except those of minor importance, come ultimately within its purview, irrespective of who made the seizure or originally discovered the violation. The value and accomplishments of the Agency Service, therefore, cannot be measured satisfactorily by the number of arrests made by its officers or by the number or value of seizures ascribed to them as contrasted with the accomplishments of the other branches of the service. At the close of the year 841 persons were in this Service. Following is a partial summary of its activities during the year, exclusive of seizures, arrests, and actions connected therewith:

Investigations of violations of customs laws:	Number
Undervaluation.....	1,221
Marking violations.....	283
Diamond and jewelry smuggling.....	338
Narcotic smuggling.....	1,667
Other smuggling.....	1,989
Touring permits.....	808
Other investigations:	
Alleged erroneous customs procedure.....	258
Drawback.....	1,522
Classification and market value.....	1,465
Customs bonds to determine solvency and sufficiency.....	175
Applications for customhouse brokers' licenses.....	107
Applications for bonded truckmen's licenses.....	186
Petitions for relief.....	900
Personnel.....	296
Navigation violations.....	563
Pilferage of merchandise.....	66
Foreign, by members of domestic service.....	549
Examinations:	
Financial accounts of collectors.....	283
Customhouse brokers' records.....	224

In addition to the law-enforcement work, illustrations of which have been cited previously, other important aspects of the duties of this Service are outlined in the following paragraphs.

Undervaluation.—Customs agents during the year unearthed and investigated numerous cases of undervaluation and false classification of imported merchandise, with the result that the customs revenue has been materially increased by recoveries, and the violators have been penalized. The number of undervaluation cases of a criminal nature, involving fraudulent intent, were fewer during the year, due not only to the vigilance of customs agents, but also to the general knowledge that all violations of law and/or irregularities disclosed are being investigated to determine whether or not they may be brought within the provisions of the penal statutes.

One of the most important cases of this type during the past year resulted in the seizure at Rouses Point, N. Y., of 165 silver fox furs valued at \$6,666. After fox fur smugglers met with reversals in Vermont and Maine during the immediately preceding years, attempts were made by concerns in Montreal and New York to undervalue systematically fox furs shipped to the latter market. It is believed that the seizure which resulted from this investigation by customs

agents will serve as a deterrent against future attempts to undervalue this type of merchandise.

Another very important undervaluation investigation involved the oriental importations of a San Francisco concern covering goods the forfeiture value of which exceeded \$500,000, and entailing a loss of revenue in excess of \$50,000. This case has not yet resulted in the collection of any penalty.

Drawback investigations.—The importance of the investigation of the claims of manufacturers desiring to establish a rate of drawback is indicated by the fact that \$11,342,265 was paid as drawback during the year. In addition to the preliminary investigations, frequent examinations are made to determine whether fraud or misrepresentation has existed in connection with drawback payments and claims. These investigations resulted in the detection of a number of irregularities and in substantial recoveries by the Government.

Port Examination Commission.—During the year the Port Examination Commission of the Customs Agency Service examined the accounts and procedure in 15 customs collection districts for the purpose of securing uniformity and greater efficiency in the conduct of the customs business. In addition, customs agents examined 283 financial accounts of collectors of customs.

Enforcement Unit.—The Enforcement Unit of the Customs Agency Service, established during the fiscal year 1937 to assist in supervising the operations of the customs patrol force, continued to direct and coordinate its activities to insure the maximum of efficiency in light of the ever-changing smugglers' technique. The Enforcement Unit also supervised investigations relating to smuggling matters, including all narcotic investigations abroad and in the United States.

The Unit continued its educational program of familiarizing the personnel of the Customs Service with all aspects of the illicit traffic in narcotic drugs. In line with this program, there was prepared and disseminated each week during the year a "Weekly Narcotics Intelligence Bulletin" touching on all phases of the illicit traffic in narcotic drugs coming to the notice of the Customs Agency Service during the preceding week. This bulletin was distributed throughout the field services of the Bureau of Customs and the Bureau of Narcotics; additional copies were forwarded each week to certain European narcotic investigative agencies.

Foreign investigations.—The customs agents in the foreign service, known as Treasury representatives, continued to secure reports regarding foreign values or export values for the use of appraising officers in the United States. In addition, these officers rendered invaluable service in securing information regarding the attempted smuggling of narcotics, jewelry, and other merchandise, which made possible some of the important seizures in this country.

Miscellaneous

Appraisement Unit.—Since the formation of this Unit on September 1, 1937, particular efforts have been made to standardize the procedure followed by the various appraisers of merchandise and to train thoroughly all persons engaged in appraisement work in the laws and regulations relating to their duties. During the year much was accomplished in standardizing the work of the various appraisement offices and in correcting erroneous practices.

The work of the Customs Information Exchange, which is a part of the Appraisement Unit, is summarized as follows:

	<i>Number</i>
Appraisers' reports of values or classification received.....	16, 330
Appraisement appeals reports received.....	6, 329
Changes in value circulated.....	2, 168
Requests for investigation abroad.....	2, 247
Reports received in response to requests for investigation abroad.....	2, 356
Reports of original investigations by Treasury attaches and price lists from American consuls received and circulated.....	4, 197
Difference in classification of merchandise between the various field officers reported to the Bureau of Customs.....	1, 192

Division of Engineering and Weighing.—In addition to supervising the periodic checking of 1,433 Government-owned scales and 217 privately owned scales, used for Government weighing purposes, this Division during the year remodeled 7 of the special Treasury Department automatic weighing and recording scales used for weighing sugar importations, and installed 3 new scales of this type. Due to continued heavy importations of cattle, scales for weighing these animals were contracted for at 15 ports and stations to supplement those already installed at 10 stations, thereby eliminating the necessity of estimating the weight of such importations. Directional traffic lights were installed at several border inspection stations in an effort to reduce the number of failures to report the entry of vehicles and passengers. Assistance was also rendered in the designing of border inspection stations, in determining the suitability of proposed sites for such stations, and in improving facilities for the inspection of incoming vehicles and vessels.

Customs School of Instruction.—During the fourth year of the existence of the Customs School of Instruction there has been a further enlargement in the number of customs officers and employees enrolled for the entire course. Several new local discussion groups were organized to study the lesson papers under the direction of expert field officers, particularly in the southeast section of the country. Representatives of the Cuban Customs Service received instructions regarding the United States Customs law and procedure, following the example already set by Argentina and Venezuela. A history of the Customs Service was published on August 1, 1939, as a part of the one hundred and fiftieth anniversary of the establishment of the Service. This publication traces the development of tariff laws and the growth of the Service from the early colonial days to the present time.

Division of Laboratories.—The 9 customs laboratories analyzed 84,966 samples of merchandise during the year, an increase of 2,702 samples over the preceding year. These analyses included 35,095 samples of sugar, 11,727 of ores, metals, etc., 5,556 of textiles, 3,967 of chemicals, 3,865 of fixed oils, fats, etc., and 4,557 of suspected opium and narcotics, the latter representing an increase of 1,277 over last year. A number of new methods of laboratory analysis for different commodities was prepared for use in the separate laboratories and a book entitled "Sampling Guide" was printed and distributed to those customs officers concerned with obtaining representative samples of imported merchandise for subsequent laboratory analysis. A conference of the chief chemists was held in November 1938 to secure better coordination and more uniform official procedure, and to exchange information.

Quota control.—The quotas provided in the trade agreement with Canada, concluded on November 15, 1935, the Philippine Independ-

ence Act, approved March 24, 1934, and the Philippine Cordage Act, approved June 14, 1935, limiting the quantity or affecting the rates of duty applicable to certain commodities, were administered by the Bureau of Customs. The second trade agreement with Canada, concluded on November 17, 1938, also embodied quotas which supersede those provided for in the first trade agreement with that country. Information was provided periodically through the press regarding imports under the quota provisions. The following tabulation summarizes imports under each of the quotas for quota periods ended in the fiscal years 1937, 1938, and 1939:

Commodities imported under quota provisions during quota periods ended in the fiscal years 1937, 1938, and 1939

Commodity	Quota period	Quota quantity	Unit of quantity	Total imports within quota limitation	Percentage of quota filled	Date quota filled
Sawed timber and lumber, n. s. p. f., of Douglas fir or Western hemlock.	Calendar year: 1936..... 1937..... 1938.....	250,000,000	Board foot.	{ 151,989,903 142,166,488 172,301,698	{ 60.80 56.87 68.92	
Cattle, weighing less than 175 pounds each.	Calendar year: 1936..... 1937..... 1938.....			{ 51,933 51,993 40,943	{ 100.00 100.00 78.84	Aug. 7, 1936 June 19, 1937
Cattle, weighing 700 pounds or more each and n. s. p. f.	Calendar year: 1936..... 1937..... 1938.....			{ 155,799 155,799 124,920	{ 100.00 100.00 80.18	Nov. 13, 1936 Aug. 14, 1937
Cattle, weighing 700 pounds or more each, other than cows imported specially for dairy purposes. ¹	1st quarter, 1939..... 2d quarter, 1939: From Canada..... From other countries.....	60,000 51,720 8,280	do. do. do.	60,000 50,971 8,280	100.00 98.55 100.00	Feb. 2, 1939 Apr. 13, 1939
Cows, weighing 700 pounds or more each and imported specially for dairy purposes.	Calendar year: 1936..... 1937..... 1938.....	20,000	do.	{ 6,579 6,778 7,431	{ 32.90 33.89 37.16	
Cream, fresh or sour....	Calendar year: 1936..... 1937..... 1938.....			{ 44,352 137,695 5,127	{ 2.96 9.18 .34	
White or Irish certified seed potatoes.	12 months from— Dec. 1, 1935..... Dec. 1, 1936..... Dec. 1, 1937.....	45,000,000	Pound.	{ 43,559,641 44,992,458 44,726,194	{ 96.80 99.98 99.39	
Red cedar shingles from Canada.	6 months from— Jan. 1, 1937..... July 1, 1937..... Jan. 1, 1938..... July 1, 1938..... Jan. 1, 1939.....	1,048,262 892,373 916,246 864,881 1,051,168		{ 1,042,163 892,373 916,246 864,881 1,051,168	{ 99.42 100.00 100.00 100.00 100.00	Nov. 1, 1937 Apr. 25, 1938 Sept. 28, 1938 Apr. 14, 1939
Coconut oil from the Philippine Islands.	Calendar year: 1936..... 1937..... 1938.....	448,000,000	Pound.	{ 332,178,968 351,027,858 363,632,137	{ 74.15 78.35 81.17	
Refined sugar from the Philippine Islands.	Calendar year: 1936..... 1937..... 1938.....			{ 111,898,047 111,941,218 111,998,645	{ 99.91 99.95 99.99+	
Unrefined sugar from the Philippine Islands.	Calendar year: 1936..... 1937..... 1938.....			{ 1,791,313,982 1,791,328,176 1,791,772,550	{ 99.96 99.96 99.99	
Yarns, twines, cords, cordage, rope, and cable, tarred or untarred, wholly or in chief value of manila (abaca) or other hard fiber, from the Philippine Islands.	12 months from— May 1, 1936..... May 1, 1937..... May 1, 1938.....	6,000,000	do.	{ 6,000,000 5,894,502 5,818,532	{ 100.00 98.24 96.98	Apr. 22, 1937

¹ The trade agreement with Canada concluded on Nov. 17, 1938, provides for tariff rate quotas on imports of this class of cattle on a quarter calendar year basis, which quotas were allocated between Canada and other countries, effective Apr. 1, 1939.

² The trade agreement with Canada, concluded on Nov. 17, 1938, came definitely into full force on June 17, 1939, therefore, the import quota on this commodity ceased to be in effect thereafter.

The trade agreement with the United Kingdom, concluded on November 17, 1938, provided for a tariff rate quota on molasses and sugar sirups, not heretofore specially provided for, which contain soluble nonsugar solids (excluding any foreign substance that may have been added) equal to more than 6 percent of the total soluble solids, of 1,500,000 gallons which might be entered, or withdrawn from warehouse, for consumption at the reduced rate during any calendar year. The quota on imports of this commodity for the calendar year 1939 was filled on May 31, 1939.

Changes in ports and stations.—Two new ports of entry and two new stations were established during the year. The establishment of a port at St. Petersburg, Fla., was made necessary by the construction of a factory using imported materials; the port at Del Bonita, Mont., and the station at Connecticut Lakes, N. H., were necessitated by the construction of new highways from Canada; and the station at Thousand Island Bridge, N. Y., by the completion of the international bridge at that point. On the other hand, the ports of entry at Gateway, Mont., and Fair Haven, N. Y., and the stations at Machiasport, Maine, Wallis Pond, Vt., and Alabaster, Mich., were abolished; and the station at Louisville Landing, N. Y., changed from a permanent to a seasonal station, so that at the end of the year there were 309 ports of entry and 78 permanent stations. In addition, the name of the port formerly known as Mars Hill, Maine, was changed to Bridgewater.

Cost of administration.—The total revenues collected by the Customs Service during the year, including collections for other departments, amounted to \$350,395,944, a decrease of \$41,662,033 from the previous year. As explained in the preceding pages, the volume of work performed by the Service, instead of following the trend in collections, was almost as great as, and in some cases greater than, during 1938. The expenses increased by \$173,595 to \$20,784,163 in 1939, causing an increase from \$5.26 in 1938 to \$5.93 in 1939 in the cost to collect \$100.

BUREAU OF ENGRAVING AND PRINTING

The deliveries of currency, securities, stamps, and miscellaneous printings by the Bureau during the year amounted to 443,647,085 sheets, an increase of 22,697,703 sheets over the previous year.

A comparative statement of deliveries of finished work in the fiscal years 1938 and 1939 follows:

Deliveries of finished work, fiscal years 1938 and 1939

Class	Sheets		Face value, 1939
	1938	1939	
Currency:			
United States notes.....	4,753,000	5,547,000	\$278,460,000
Silver certificates.....	71,955,000	95,113,000	2,040,240,000
Federal Reserve notes.....	13,823,600	10,366,050	1,897,920,000
Total.....	90,531,600	111,026,050	4,216,620,000
Bonds, notes, certificates, and bills:			
Bonds:			
Consolidated farm loan for the Federal land banks.....	21,555	31,000	105,300,000
Farm loan.....	12,691	16,700 ² / ₁₀	12,831,000
Federal Farm Mortgage Corporation.....	5,580	6,500	45,850,000
Home Owners' Loan Corporation.....	22,055	1,443,055	3,372,950,000
Insular:			
Philippine.....	10,890	9,000	300,000
Puerto Rican.....	3,480	6,197 ⁷ / ₁₀	4,000,000
Pre-war.....	1,012 ¹ / ₂	2,085	11,459,000
Treasury.....	732,967 ¹ / ₂	665,947 ³ / ₄	7,024,568,300
United States savings.....	2,895,000 ³ / ₄	4,077,000	1,131,637,500
Certificates:			
Cuban silver.....		578,333 ³ / ₄	18,500,000
Indebtedness.....	100		
Philippine treasury.....	2,740,200		
Debentures:			
Consolidated collateral trust for the Federal intermediate credit banks.....	25,000	17,000	250,000,000
Federal home loan banks consolidated.....	71,135	200	2,000,000
Federal Housing Administration:			
Housing insurance fund.....	6,000		
Mutual mortgage insurance fund.....	8,500	5,000	8,500,000
Interim certificates for:			
Commodity Credit Corporation notes.....	20,500		
Federal National Mortgage Association notes.....	16,375	18,250	
Puerto Rican bonds.....	75	2,625	
United States Housing Authority notes.....		16,800	
Interim transfer certificates for postal savings bonds:	1,000	2,000	
Notes:			
Commodity Credit Corporation.....	34,000		
Commodity Credit Corporation collateral trust.....	2,340		
Federal National Mortgage Association.....		56,150	239,200,000
Philippine national bank circulating.....	72,000		
Reconstruction Finance Corporation.....		120,000	1,907,000,000
Treasury.....	211,979	159,625	4,695,950,000
United States Housing Authority.....	100	34,500	295,500,000
Treasury bills:	18,741	19,570	7,681,710,000
Specimens:			
Bonds:			
Consolidated farm loan for the Federal land banks.....	2	2	
Farm loan.....		8	
Federal Farm Mortgage Corporation.....	4		
Home Owners' Loan Corporation.....		10	
Insular:			
Philippine.....	5	1	
Puerto Rican.....	35	93	
Treasury.....	3 ¹ / ₂	18 ⁵ / ₈	
United States savings.....		2	
Debentures:			
Federal home loan banks consolidated.....	8	32	
Federal Housing Administration:			
Mutual mortgage insurance fund.....	2		
Housing insurance fund.....	2		
Interim certificates for:			
Commodity Credit Corporation notes.....	1		
Federal National Mortgage Association notes.....	12 ¹ / ₂	4 ¹ / ₂	
United States Housing Authority notes.....		1	
Notes:			
Commodity Credit Corporation.....	2		
Commodity Credit Corporation collateral trust.....	15		
Federal National Mortgage Association.....		18	
Reconstruction Finance Corporation.....		15	
Treasury.....	3	9	
United States Housing Authority.....	1	2	
Total.....	6,933,372¹/₄	7,287,755²/₁₀	26,807,255,800

Deliveries of finished work, fiscal years 1938 and 1939—Continued

Class	Sheets		Number of stamps, etc., 1939
	1938	1939	
Stamps:			
Customs.....	240,000	250,000	7,500,000
Internal revenue:			
United States.....	136,683,074 ³ / ₄	141,594,372 ⁵ / ₈	12,660,695,864
District of Columbia.....	128,788	131,750	26,350,000
Federal migratory-bird hunting.....	15,593 ³ / ₄	37,764	4,229,568
Philippine.....	101,275	217,450	18,265,800
Puerto Rican.....	934,700	1,031,684 ¹ / ₂	74,183,450
Tax-exempt potato (delivered to Procurement Division, Treasury Department, for destruction).....	21,283 ³ / ₈		
Virgin Islands.....	550		
Specimens, United States.....	61 ¹ / ₂	20	680
Postage:			
United States.....	156,751,275	147,233,097	15,213,006,697
United States, for testing purposes, Bureau of Standards.....	88 ¹ / ₁₇		
Canal Zone.....	79,116	67,456	4,359,080
Philippine.....	485,448	747,275 ¹ / ₂	68,292,792
Specimens, United States.....	73 ¹ / ₈	195 ³ / ₈	16,342
Postal savings.....	6,254 ¹ / ₂	5,649 ¹ / ₂	564,920
Total.....	295,447,582 ¹ / ₂	291,316,714 ³ / ₈	28,077,465,193
Miscellaneous:			
Checks.....	22,949,952	29,313,261	146,566,305
Warrants.....	53,500	51,100	255,500
Commissions.....	71,301	132,386	79,361
Certificates.....	4,579,109 ³ / ₈	3,878,493	16,824,073
Drafts.....	250	7,087 ¹ / ₂	15,275
Transportation requests.....	183,205	293,254	1,466,270
Nontransferable food order and nontransferable surplus food order stamps.....		38,229 ¹ / ₄	3,670,000
Other miscellaneous.....	198,695 ¹ / ₂	299,247 ¹ / ₁₀	2,869,722
Specimens.....	157	3,105	15,505
Blank paper.....	657	402	
Total.....	28,036,827 ¹ / ₂	34,016,565 ¹ / ₅₀	171,762,011
Grand total.....	420,949,381 ¹ / ₂	443,647,085 ¹ / ₂₅	

Dies were engraved for new issues of postage stamps as follows:

Issue	Denomination (cents)
Commemorative, series 1939:	
Golden Gate International Exposition.....	3
Sesquicentennial of the Inauguration of George Washington as First President.....	3
New York World's Fair.....	3
Baseball Centennial.....	3
Twenty-fifth Anniversary of the Panama Canal.....	3
Canal Zone.....	1, 2, 3, 5, 6, 7, 8, 10, 11, 12, 14, 15, 18, 20, 25, 50
Canal Zone Air Mail.....	5, 10, 15, 25, 30 cents; \$1.00
Philippine postage stamps to commemorate the Fourth Anniversary of the Commonwealth of the Philippines (centavos).....	2, 12, 16
Trans-Atlantic Air Mail, series 1939.....	30
Canal Zone, series 1940.....	30

Plates were prepared for a number of new issues of securities and miscellaneous jobs, the principal items being Federal National Mortgage Association notes, series A and B; United States Housing Authority notes, series B; Commodity Credit Corporation notes; Cuban silver certificates, series 1938; strip stamps for export distilled spirits bottled in bond, series 1939; food order stamps and surplus food order stamps.

A change was made in the design for United States savings bonds. The principal difference between the old and new designs was the removal of the registration stub from the left side of the bond to the top and the arrangement of the printed matter on the original and duplicate stubs in exact conformity with the upper portion of the

bond, where provision is made for the inscription, issue, and due dates. Changes in design were also adopted for postal savings certificates and passengers' baggage stamps.

The printing program for United States currency was extraordinarily heavy during the year and necessitated the employment of additional personnel. At the beginning of the fiscal year there were 5,500 employees on the pay roll, including 485 who were holding temporary appointments, while at the end of the year the number of employees was 5,802.

A demonstration of the printing of postage stamps was given by representatives of this bureau at the postage stamp exhibit held in New York City in November, and a printing exhibit was also sponsored at the Golden Gate International Exposition in San Francisco, Calif.

There was expended during the year for salaries and expenses \$13,628,942.37, an increase of 13.22 percent over the previous year. The following statement shows the appropriations, reimbursements, and expenditures for the fiscal years 1938 and 1939:

Appropriations, reimbursements, and expenditures, fiscal years 1938 and 1939

	1938	1939	Increase or decrease (—)
Appropriations:			
Salaries and expenses.....	\$7,500,000.00	\$9,200,000.00	\$1,700,000.00
Deficiency for 1937-38.....	499,375.12	—	—499,375.12
Deficiency.....	500,000.00	1,000,000.00	500,000.00
Reimbursements to appropriation from other bureaus for work completed ²	3,599,037.28	3,475,520.83	—123,516.45
Total.....	12,098,412.40	13,675,520.83	1,577,108.43
Expenditures, salaries and expenses ³	12,037,336.41	13,628,942.37	1,591,605.96
Unexpended balance.....	61,075.99	46,578.46	—14,497.53

¹ Unexpended balance of the deficiency appropriation which was available for expenditure in 1937 and 1938. The difference between the amount shown as unexpended balance in the year 1937 and the amount available for expenditure in the year 1938 is due to canceling part of purchase order for intaglio ink paste in the amount of \$29,049.05 and to several other adjustments.

² Additional amounts of \$6,438.07 received from sale of byproducts and useless property and of \$37.50 received for lost locker keys, package-booth checks, and badges were deposited to the credit of the Treasurer of the United States as miscellaneous receipts.

³ Includes \$11,300 transferred to Bureau of Standards for research work in each of the fiscal years 1938 and 1939; \$40,000 transferred to salaries and expenses, guard force, Treasury Department, for service rendered in connection with the protection of currency, bonds, stamps, and other papers of value, in the fiscal year 1939; and \$358,421.89 and \$388,529.46 transferred to retirement fund in the fiscal years 1938 and 1939, respectively.

COMMITTEE ON ENROLLMENT AND DISBARMENT

The Committee on Enrollment and Disbarment is an administrative and judicial body. It has charge of the enrollment of attorneys and agents for practice before the Treasury Department and conducts hearings in disbarment proceedings. An attorney, not a member of the committee, represents the Government before the committee. All complaints are filed with the attorney for the Government, who institutes proceedings in disbarment or suspension if the charges warrant such action. The committee also issues licenses to custom-house brokers and makes findings of fact and recommendations to the Secretary in proceedings for the revocation or suspension of such licenses.

The following statement summarizes the work of the committee for the year 1939:

	<i>Number</i>
Attorneys and agents:	
Applications for enrollment approved.....	3,373
Applications for enrollment disapproved.....	32
Applications withdrawn on advice of committee.....	182
Formal hearing on application.....	1
	<hr/>
Complaints against enrolled persons:	
Pending July 1, 1938.....	25
Filed during the year.....	26
	<hr/>
	51
Disposed of:	
Disbarred.....	5
Stricken from the rolls in the course of disbarment proceedings.....	4
Suspension.....	1
Respondent died in course of disbarment proceedings.....	1
	<hr/>
	11
Pending June 30, 1939.....	40
Charges made, names stricken from the rolls.....	4
Cases of minor infractions of the regulations in which enrollees were given an opportunity to show cause why proceedings should not be instituted.....	21
	<hr/>
Customhouse brokers:	
Applications for licenses approved.....	42
Applications for licenses denied.....	12
Applications withdrawn.....	7
License revoked.....	1
Licenses canceled.....	37

Since the organization in 1921 of the Committee on Enrollment and Disbarment, 54,247 applications for enrollment have been approved and 712 disapproved. Two hundred and two practitioners have been disbarred from further practice before the Treasury Department, 133 have been suspended from practice for various periods, and 172 have been reprimanded.

FEDERAL ALCOHOL ADMINISTRATION ¹

The Federal Alcohol Administration is charged with preventing certain trade practices on the part of alcoholic beverage producers, importers, and wholesalers, with a view to the elimination of "tied" retail outlets, commercial bribery, consignment sales, false or misleading labeling and advertising, bulk distribution of distilled spirits, and interlocking directorates in the distilling and rectifying fields. The Federal Alcohol Administration Act requires that all producers (other than brewers), importers, and wholesale distributors of alcoholic beverages secure permits from the Administration which are conditioned upon compliance with the provisions of the act, the twenty-first amendment and its enforcing laws, and all other Federal alcoholic beverage laws.

Applications for permits on the part of persons entering businesses specified in the act, applications for label approval or exemption to cover new labels or changes in approved labels, and proposals involving amendments to the regulations are continually being received for consideration and appropriate action.

Permit Division

The number of basic permits outstanding increased from 15,209 to 15,290 during the year, 2,038 permits having been granted and 1,957

¹ More detailed information concerning the activities of the Federal Alcohol Administration is contained in the annual report of the Federal Alcohol Administrator.

having been terminated. The wholesalers' basic permits outstanding showed the only increase, 336, which was offset by a decrease of 255 in the number of other permits outstanding. Some 1,320 basic permits were amended, involving principally changes in names and addresses.

The activities of the Permit Division for the year are summarized in the following statement:

Permit activities, fiscal year 1939

	Dis- tillers	Recti- fiers	Import- ers	Wine produc- ers and blend- ers	Ware- housing and bot- tling ¹	Whole- salers	Total
Applications for permits:							
Pending July 1, 1938.....	15	14	24	10	2	143	208
Received.....	60	86	197	166	9	1,705	2,223
Total to be disposed of.....	75	100	221	176	11	1,848	2,431
Withdrawn.....	6	8	5	14	2	79	114
Incomplete, closed.....	0	4	10	6	0	25	45
Denials after hearing.....	0	0	1	0	0	3	4
Denials in default of request for hearing.....	0	2	1	1	0	6	10
Permits issued after hearing.....	0	0	1	0	0	5	6
Permits issued under regular procedure.....	60	80	183	139	8	1,562	2,032
Total disposed of.....	66	94	201	160	10	1,680	2,211
Pending June 30, 1939.....	9	6	20	16	1	168	220
Permits:							
In effect July 1, 1938.....	441	379	1,059	1,521	50	11,759	15,209
Issued.....	60	80	184	139	8	1,567	2,038
Canceled.....	65	94	169	255	7	914	1,504
Automatically terminated.....	12	10	17	25	2	316	332
Revoked.....	8	3	25	34	0	1	71
In effect June 30, 1939.....	416	352	1,032	1,346	49	12,095	15,290

¹ Warehousing and bottling permits issued to proprietors of bonded warehouses only. Such permits are held also by all distillers and rectifiers.

² Of the 416 distillers' basic permits, 95 merely authorize the operation under lease of existing distilleries, and the remaining 321 permits cover actual authorized distilling plants.

Label Examination Division

The Federal Alcohol Administration Act provides that no bottler or importer shall bottle or remove from customs custody for consumption distilled spirits, wine, or malt beverages, unless the bottler or importer, upon application to the Administrator, has obtained and has in his possession a certificate of label approval, or a certificate of exemption, which may be issued upon a satisfactory showing that the distilled spirits, wine, and malt beverages are not to be introduced in interstate and foreign commerce.

As compared with the previous year, there was a decrease in the number of domestic label applications filed. However, the label work in general continued heavy, and approximately 100,000 label applications were acted on. This figure does not include many thousands of labels submitted in unfinished form for informal comment in advance of actual printing and filing for final approval.

The following table shows the activities of the Label Examination Division for the year:

Label activities, fiscal year 1939

	Distilled spirits	Wine	Malt beverages	Total
Domestic				
Certificates of approval issued.....	43,824	26,324	796	70,944
Applications for certificates of approval disapproved.....	4,064	4,911	245	9,220
Certificates of exemption issued.....	5,662	87	(1)	5,749
Total.....	53,550	31,322	1,041	85,913
Imported				
Certificates of approval issued.....	3,336	8,848	210	12,394
Certificates of limited approval issued ²	93	591	1	685
Applications disapproved.....	384	556	40	980
Total.....	3,813	9,995	251	14,059
Grand total.....	57,363	41,317	1,292	99,972

¹ The regulations do not provide for the issuance of certificates of exemption from label approval for malt beverages.

² The certificates of limited approval were issued only for labels of distilled spirits and wine entered into customs custody prior to the effective dates of the regulations. These certificates were issued for labels not in exact conformity with the regulations, but only if such labels contained all the mandatory information required and did not include any information considered false or misleading.

Statistics and Reports Division

In pursuance of section 2 (h) of the act, monthly reports of operations are required from distillers, rectifiers, and importers, and from proprietors of internal revenue and customs bonded warehouses holding warehousing and bottling basic permits. The Statistics and Reports Division supervises the proper filing of these monthly reports and compiles the information contained therein, which is disseminated from time to time in the form of statistical releases to members of the industry and others.

Enforcement Division

During the year the Enforcement Division conducted 2,691 investigations, of which 699 were made at the request of the Permit Division and involved inquiries into the personnel of permit applicants; 7 were undertaken in connection with cases involving possible annulment of permits which the Administration had reason to believe might have been issued on the basis of erroneous statements in applications; and 1,985 were investigations of alleged violations of the restrictive provisions of the act.

In connection with the enforcement of the advertising regulations, the Division reviewed 71,663 advertisements appearing in 25,040 publications, and took action on 5,811 which involved various types of irregularities. There were 1,165 calls made by advertising field men upon members of the industry for the purpose of reviewing local advertising media, and 6,199 advertisements were reviewed during these calls. In addition, 1,189 conferences were held with industry members, attorneys, or advertising agents for the purpose of reviewing and commenting upon proposed advertising copy, and 3,068 proposed advertisements or advertising campaigns were reviewed at these conferences.

Legal Division

The Legal Division, under the General Counsel for the Federal Alcohol Administration, acts as legal adviser to the Administrator in all matters pertaining to the Administration, in the holding of industry hearings, in the drafting of regulations pursuant to the Federal Alcohol Administration Act, in interpretations relating thereto, and in advising the industry in respect to compliance therewith; prosecutes, on behalf of the Administration, all complaints issued against permittees for violations of the conditions of their permits, and assists in the defense of cases involving litigation brought against the Administration or in its behalf; reviews all correspondence of a legal nature; and prepares all rulings and orders of the Administrator.

The Legal Division conducts all proceedings against permittees in matters relating to applications for basic permits and to violations of the act and regulations. The Administration's hearing officers hold hearings from time to time throughout the country, and make findings of fact and recommendations to the Administrator in respect to the cases under consideration. When exceptions to the findings of fact made by the hearing officers are filed by permittees, such exceptions are argued and presented to the Administrator on behalf of the Administration.

The proceedings before the Legal Division during the fiscal year 1939 are summarized as follows:

	<i>Number</i>
Proceedings on applications for permits:	
Notices of contemplated denial of basic permit applications.....	30
Orders denying applications for basic permits ¹	18
Orders granting applications for basic permits ¹	10
Orders dismissing proceedings on applications ¹	6
Proceedings pending.....	6
Proceedings for suspension of permits:	
Orders instituting suspension proceedings.....	31
Orders suspending permit or dismissing proceedings ¹	44
Proceedings pending.....	5
Proceedings for revocation of permits:	
Orders instituting revocation proceedings.....	104
Orders dismissing proceedings on cancellation of permit or revoking permit ¹	122
Proceedings pending.....	17
Proceedings for annulment of permits:	
Orders instituting annulment proceedings.....	2
Orders dismissing proceedings on cancellation of permit ¹	3
Proceedings pending.....	1
Proceedings to show cause:	
Order to show cause why permit should not be adjudicated as having terminated as a matter of law.....	1
Order to show cause why certificate of label approval should not be canceled.....	1
Offers in compromise:	
Offers received.....	997
Offers approved by the Attorney General ²	739
Offers pending approval of the Attorney General.....	173
Cases pending before Federal courts:	
Cases in United States district courts.....	3
Cases in United States Supreme Court.....	2
Cases referred to the Attorney General for prosecution.....	5
Cases pending.....	6
Interlocking directorates: Applications received and acted upon.....	42

¹ Includes orders in a number of proceedings closed during the year but instituted prior thereto.

² Does not include 238 offers approved by the Attorney General during the year but submitted prior thereto.

The consideration of proposed changes in the Administration's regulations involved the holding, after due notice, of a public hearing, the study of the evidence received, and the preparation of the amendments.

BUREAU OF INTERNAL REVENUE ¹*General*

Internal revenue collections.—Total collections of internal revenue during the fiscal years 1938 and 1939 are shown in the following

¹ More detailed information concerning the activities of the Bureau of Internal Revenue will be found in the annual report of the Commissioner of Internal Revenue.

summary, classified according to the administrative organization responsible for the tax. A detailed statement of collections appears in table 9, page 372 of this report.

Summary of internal revenue collections, fiscal years 1938 and 1939

[On basis of reports of collections, see p. 312]

Administrative unit	1938	1939	Increase or decrease (—)
Income Tax Unit ¹	\$2,629,072,039.73	\$2,185,115,599.09	—\$443,956,440.64
Alcohol Tax Unit.....	567,978,601.53	587,799,700.68	19,821,099.15
Miscellaneous Tax Unit.....	1,719,054,447.10	1,668,229,787.75	—50,824,659.35
Accounts and Collections Unit (Social Security Tax Division).....	742,660,225.97	740,428,865.06	—2,231,360.91
Total collections.....	5,658,765,314.33	5,181,573,952.58	—477,191,361.75

¹ Includes collections from the repealed tax on dividends and the tax on unjust enrichment.

Refunds, drawbacks, and stamp redemptions.—During the year refunds of tax collections, together with interest, were made from the following appropriations:

Refunding internal revenue collections, 1938 and prior years.....	\$411,956.85
Refunding internal revenue collections, 1939 and prior years.....	38,666,307.60
Refunds and payments of processing and related taxes, 1939.....	12,293,817.96
Total, interest included.....	51,372,082.41

The following is a summary of the refunds, showing the number of schedules and claims, the amount of refunds and repayments allowed, and the total amount refunded, including interest, on each class of tax during the fiscal year 1939, with a comparison of the totals for the fiscal year 1938:

Number of schedules and claims, amount of refunds and repayments, and total refunds, repayments, and interest, by class of tax, fiscal year 1939, and totals for 1938

Class of tax	Number of schedules	Number of claims	Amount of refunds and repayments	Total refunds, repayments, and interest
Bituminous coal.....	15	88	\$2,270.77	\$2,336.27
Capital stock.....	81	2,589	433,334.55	466,643.14
Carriers Act.....	244	626	93,226.38	93,413.91
Distilled spirits.....	198	7,905	224,548.20	227,161.75
Distilled spirits stamps redeemed.....	110	2,268	59,097.08	60,113.34
Distilled spirits drawbacks (237 certificates).....		656	176,157.78	176,157.78
Estate.....	916	1,336	3,070,134.73	3,500,014.05
Gift.....	395	580	805,929.71	923,614.42
Income.....	5,121	136,186	22,465,217.51	27,390,777.03
Miscellaneous.....	69	340	186,149.70	207,185.45
Miscellaneous stamps redeemed.....	62	2,360	332,928.61	379,239.13
Narcotics.....	40	128	218.17	218.17
Narcotic stamps redeemed.....	35	101	1,098.79	1,098.79
Sales.....	108	1,202	1,246,748.64	1,559,649.47
Silver stamps redeemed.....	3	3	104.61	104.61
Social security, title VIII.....	1,052	5,186	350,669.47	380,262.46
Social security, title IX.....	1,336	15,913	1,359,786.95	1,382,517.67
Sugar.....	57	1,288	985,598.74	986,019.30
Tobacco.....	4	4	55.35	55.35
Tobacco stamps redeemed.....	23	1,746	1,338,945.73	1,338,945.73
Tobacco drawbacks.....	8	13	2,736.63	2,736.63
Total income and miscellaneous internal revenue.....	9,877	180,518	33,114,943.10	39,078,264.45
Agricultural adjustment.....	5,427	84,773	11,760,220.81	12,293,817.96
Grand total, fiscal year 1939.....	15,304	265,291	44,875,168.91	51,372,082.41
Fiscal year 1938:				
Income and miscellaneous internal revenue.....	8,595	189,684	27,723,169.03	34,073,248.15
Agricultural adjustment.....	2,722	18,968	9,806,902.84	10,200,359.64
Grand total, fiscal year 1938.....	11,317	208,652	37,530,071.87	44,273,607.79

¹ Excludes refunds from the trust fund set up for Philippine coconut oil tax collections, \$484,891.66 covering 759 claims for 1938 and \$91,359.66 covering 700 claims for 1939.

NOTE.—The figures in this table will not agree with those given in later sections of this report for the reason that the amounts shown in the later sections relate to claims disposed of by the units, whereas this table shows the actual payments made.

If the tax refunds made during the fiscal year 1939 on account of erroneous or illegal collections of internal revenue and agricultural adjustment taxes and payments for export drawbacks and redemption of stamps, amounting to \$51,463,442.07, were deducted from the gross collections of \$5,181,573,952.58, the net collection for the fiscal year 1939 would be \$5,130,110,510.51. The gross collections, however, are used for comparative purposes in these reports.

Additional assessments.—The additional assessments resulting from office audits and field investigations made during the fiscal years 1938 and 1939 were as follows:

Additional assessments, fiscal years 1938 and 1939, by class of tax

Class of tax	1938	1939
Income ¹	\$262,335,901.07	\$279,487,977.51
Miscellaneous internal revenue:		
Estate.....	53,307,904.68	59,014,649.49
Gift.....	9,438,926.69	5,247,767.42
Capital stock.....	1,163,743.43	1,302,784.84
Sales.....	8,170,923.22	8,479,047.99
Liquors.....	5,371,753.30	3,519,941.10
Miscellaneous.....	18,158,429.45	19,183,519.80
Tobacco.....	254,034.49	344,588.19
Coal.....	31,086.37	312,564.31
Silver.....	124,950.87	18,947.86
Sugar.....	839.38	4,935.83
Total miscellaneous internal revenue.....	96,022,591.88	97,428,746.83
Social Security and Carriers Acts.....	26,344,575.02	26,902,431.93
Grand total.....	384,703,067.97	403,819,156.27

¹ Includes assessments of \$45,867,553.42 for 1938 and \$28,929,903.37 for 1939 made under the jeopardy provisions of section 279 of the Revenue Act of 1926 and section 273 of subsequent revenue acts.

Cost of administration.—For the fiscal year 1939, \$58,740,000 was appropriated for salaries and expenses in connection with the assessment and collection of internal revenue taxes and the administration of the internal revenue laws. The expenditures and obligations against this appropriation were \$58,662,969, leaving an unexpended balance of \$77,031. The expenditures do not include amounts expended for refunding taxes illegally or erroneously collected and for redeeming stamps. The cost of collecting a total of \$5,181,573,952 during the year was \$1.13 per \$100, compared with \$1.03 per \$100 for 1938.

During the year \$4,200,000 was allowed by Congress for salaries and administrative expenses in connection with processing tax refunds authorized by titles IV and VII of the Revenue Act of 1936. The amount expended and obligated from this fund amounted to \$3,759,532, leaving an unexpended balance of \$440,468.

There was allocated during the year to the Bureau of Internal Revenue, from funds appropriated in the Emergency Relief Appropriation Act of 1938, \$1,005,292 for work relief projects. Obligations incurred for these projects amounted to \$945,175.

Income Tax Unit

General functions.—The Income Tax Unit is charged with the administration of the internal revenue laws with reference to taxes on income, excess-profits of corporations, excess-profits on Navy and National Defense Act contracts, unjust enrichment tax, and certain processing tax refund claims. The administration includes interpretative instructions and rulings regarding the provisions of the revenue laws relating to such taxes and the conduct of audits and field investigations of returns filed for the purpose of securing the correct determination of tax liabilities as required by law.

Returns.—The Income Tax Unit received from collectors 3,073,477 income tax returns filed. This number does not include returns filed on Form 1040A, which are examined by the collectors. The Bureau examines returns received from collectors, associates with them various forms on which income payments have been reported by payers and other information bearing on the returns filed, and forwards those that are not acceptable as filed to field offices for further consideration.

There were 490,673 returns subjected to investigation by field offices of the Income Tax Unit during the year, compared with 444,448¹ investigated in 1938. This number includes partnership and nontaxable fiduciary returns in each year.

The number of income tax cases closed during the year by the assessment of additional tax was 241,171, as compared with 203,552² cases closed in the preceding year.

Back taxes.—Income tax deficiencies amounting to \$197,656,059 were made available for collection by the closing of the 241,171 returns of which 226,216 returns involving \$144,506,648 were closed after agreements with taxpayers without the necessity of issuing statutory notices of deficiency as authorized by law. The remaining 14,955 returns involving \$53,149,411 in tax were assessed during 1939 after issuance of statutory notices of deficiency, as compared with assessments after statutory notices on 12,738 returns involving \$40,591,972 in tax for the preceding year. Taxpayers petitioned the Board of Tax Appeals for redetermination of deficiencies amounting to \$84,191,420 on 6,197 returns. Petitions filed during the fiscal year 1938 involved \$90,998,011 and 5,881 returns.

The deficiency income tax assessments made by the Income Tax Unit during the fiscal years 1938 and 1939, and the stage at which the assessments were made are shown in the following table:

¹ Includes all returns for which the examiner's report has been submitted, whether or not the case has been finally disposed of by the reviewing officers. In previous reports the number shown as investigated represented only returns on which reports had been finally approved by Internal Revenue agents in charge.

² See footnote 2 to table on p. 147.

*Number and amount of deficiency income tax assessments, by stage at which assessment was made, fiscal years 1938 and 1939*¹

Stage at which deficiency assessment was made	1938			1939		
	Items	Amount assessed	Percent of total	Items	Amount assessed	Percent of total
On agreements executed prior to mailing of 90-day letters.....	² 190, 814	² \$129, 377, 814	76. 12	226, 216	\$144,506,648	73. 11
On agreements executed subsequent to mailing of 90-day letters.....	² 2, 311	² 4, 082, 475	2. 40	3, 772	4, 249, 916	2. 15
In cases where taxpayers neither executed agreements nor filed appeals.....	6, 085	11, 019, 347	6. 48	7, 068	13, 517, 938	6. 84
In appealed cases, after trial on the merits and decision by the Board of Tax Appeals, or upon stipulation before the Board of cases settled by Technical Staff and/or General Counsel.....	4, 342	25, 490, 150	15. 00	4, 115	35, 381, 557	17. 90
Total.....	² 203, 552	² 169, 969, 786	100. 00	241, 171	197, 656, 059	100. 00

¹ Does not include assessments of tax made under the jeopardy provisions of the law of \$20,301,347 during the fiscal year 1939 and \$31,611,520 during the fiscal year 1938.

² Adjusted to include deficiency assessments reported on Collector's Assessment Lists for the fiscal year 1938. The amount shown in the previous report represented deficiency assessments from June 1, 1937, to May 31, 1938, due to the data for the fiscal year not being available at the time.

Total deficiency assessments of income tax, interest, and penalty (including jeopardy assessments of tax, interest, and penalty) made during the fiscal year 1939 amounted to \$268,773,052 as compared with \$249,512,475 during the fiscal year 1938.

Claims and overassessments.—There were 76,834 income tax cases audited and closed by the Income Tax Unit during the year, involving refunds or credits of tax, interest to taxpayers, or abatement of tax, an increase of 6,777 over the previous year. Of the total of 76,834 overassessments for 1939, 41,930 were made to taxpayers without the necessity for filing claims.

Of the overassessments settled in 1939, 58,442 represented refunds on credits of tax or interest involving \$38,020,839, compared with 47,907 involving \$33,200,752 in 1938.

The amount involved in overassessment of all types for 1939 represented by refunds, credits, interest, and abatements for income tax cases audited in the collectors' offices as well as by the Income Tax Unit was \$90,601,200 as compared with \$107,145,609 in the previous year.

The table following shows a comparison of claims and certificates of overassessments issued for the fiscal years 1938 and 1939 by the Income Tax Unit.

Number of income tax claims disposed of and certificates of overassessment issued, fiscal years 1938 and 1939

	1938	1939
Claims:		
Pending at beginning of year.....	24, 517	32, 415
Filed during year (new claims).....	53, 050	51, 925
Received from other sources.....	49	
Total to be disposed of.....	77, 616	84, 340
Allowed in full or in part.....	34, 123	34, 904
Rejected.....	11, 078	9, 296
Total disposed of.....	45, 201	44, 200
Pending at end of year.....	32, 415	40, 140
Certificates of overassessment issued when no claims had been filed.....	35, 934	41, 930

There were also allowed 30,607 collectors' claims, of which 13,691 recommended abatements or credits and 16,916 recommended refunds. These claims were largely multiple item claims or claims for refund to numbers of taxpayers, and involved 27,024 items for abatement or credit and 87,670 items for refund.

The aggregate income tax overassessments (excluding repayments) settled during the fiscal years 1938 and 1939, including cases audited in the collectors' offices as well as in the Income Tax Unit, were \$101,-927,841 and \$85,693,302, respectively. A summary comparison by method of disposing of the overassessments is shown below:

Amounts of overassessment by method of settlement, and interest allowed on all income tax cases closed during the fiscal years 1938 and 1939

	1938	1939
Overassessments settled by:		
Abatement.....	\$69, 328, 035	\$50, 573, 533
Credit.....	13, 488, 159	12, 347, 755
Refund.....	19, 111, 647	22, 772, 014
Total.....	101, 927, 841	85, 693, 302
Interest.....	5, 217, 768	4, 907, 898
Grand total.....	107, 145, 609	90, 601, 200

The amount involved in claims filed during 1939 was \$117,408,145 compared with \$100,546,057 the preceding year. Of the claims disposed of during the year, the amount rejected totaled \$85,236,575, compared with \$78,587,466 the preceding year.

Miscellaneous Tax Unit

The work of the Miscellaneous Tax Unit relates to the administration of all internal revenue taxes except the income and excess-profits taxes, the taxes applicable to alcoholic beverages, and those relating to social security.

The collections of miscellaneous taxes for the fiscal year 1939 amounted to \$1,668,229,788, a decrease of \$50,824,659 as compared with the collections for the preceding year. Detailed statements concerning the particular taxes administered by the several divisions of the Miscellaneous Tax Unit are set forth below.

Estate Tax Division.—Collections of estate tax during the year amounted to \$332,279,613, which is a decrease of \$49,895,713 as compared with the collections for the preceding year. More than \$31,000,000 of this decrease may be attributed to the election of 2,450 executors or administrators to take advantage of that provision of law which permits the valuation of estates as of a date 1 year after the decedent's death. Collections of gift tax amounted to \$28,435,597, or \$6,263,142 less than was collected from this source during the preceding year.

The collection of deficiencies amounting to more than \$47,250,000, which had been asserted in 614 estate tax and gift tax cases, was withheld pending the adjudication of appeals filed with the United States Board of Tax Appeals.

An important change in the method of handling estate tax and gift tax cases occurred during the course of the year as the result of the establishment of a decentralization program designed to effect in the field a settlement of contested estate tax and gift tax cases. Reports showing the settlements made in the field are submitted to the Bureau in Washington for a post-audit review.

There were 18,265 estate tax returns and 13,614 gift tax returns filed during the year.

As a result of Bureau and field investigations and audits, deficiencies were assessed in estate tax in the amount of \$53,442,460 and in gift tax in the amount of \$4,607,617.

The following table presents a summary of the estate tax and gift tax returns received and audited in the Bureau:

Number of estate tax and gift tax returns received and audited, fiscal years 1938 and 1939

Returns in Bureau	Estate tax		Gift tax	
	1938	1939	1938	1939
On hand at beginning of year.....	11,309	12,878	9,146	5,094
Received.....	17,794	18,265	16,601	13,614
Reopened.....	293	-----	93	-----
Total to be disposed of.....	29,396	31,143	25,840	18,708
Disposed of.....	16,518	16,970	20,746	13,894
On hand at end of year.....	12,878	14,173	5,094	4,814

Payment of claims for refund of estate tax and gift tax, with interest, was recommended in the amount of \$4,427,218, in which were included allowances of judgment claims by reason of court decisions in the amount of \$355,714.

The table which follows presents a summary of the action taken in connection with estate tax and gift tax claims received and disposed of during the year.

Estate tax and gift tax claims received and disposed of, fiscal year 1939

Claims	Estate tax claims				Gift tax claims			
	Refund		Abatement		Refund		Abatement	
	Number	Amount	Number	Amount	Number	Amount	Number	Amount
Claims filed:								
On hand July 1, 1938	264	\$3,913,622.54	7	\$11,423.58	196	\$5,732,719.03		
Received	774	8,433,459.90	252	580,195.52	609	10,349,488.61	45	\$91,168.28
Reopened	46	192,009.31			28	315,858.50		
Total to be disposed of	1,084	12,539,091.75	259	591,619.10	833	16,398,066.14	45	91,168.28
Allowed	457	1,252,790.81	247	581,087.28	395	364,387.11	45	91,168.28
Rejected	192	4,568,234.48	6	8,075.44	261	2,320,965.63		
Total disposed of	649	5,821,025.29	253	589,162.72	656	2,685,352.74	45	91,168.28
On hand June 30, 1939	435	6,718,066.46	6	2,456.38	177	13,712,713.40		
No claims filed, over-assessments allowed	879	1,820,933.07	255	16,988,948.43	185	441,542.60	25	38,122.21
Interest allowed		429,879.32				117,084.71		
Total allowed, including interest	1,336	3,503,603.20	502	17,570,035.71	580	923,614.42	70	129,290.49

Tax of \$465,601 was credited in 40 estate tax cases and tax of \$46,166 was credited in 13 gift tax cases in accordance with the procedure established by Treasury Decision 4581. Estate tax of \$11,340 was abated as uncollectible in 11 cases.

Tobacco Division.—Collections of tobacco taxes for the year amounted to \$580,159,206, an increase of \$11,977,238 over the collections for the preceding year. The major portion of the tobacco taxes is collected on small cigarettes which, in this year, produced \$504,036,932.

A detailed comparison of the tobacco taxes collected during the fiscal years 1938 and 1939 is shown in table 9, page 372 of this report.

Bituminous Coal and Silver Tax Division.—The work of the Bituminous Coal and Silver Tax Division relates to the administration of the taxes imposed under the Bituminous Coal Act of 1937 and the Silver Purchase Act of 1934.

There were 69,243 returns filed by producers of bituminous coal, and the collections of tax from this source amounted to \$3,317,259, an increase of \$105,658 as compared with the previous year.

The following table summarizes the action taken in connection with coal tax claims received and disposed of during the year:

Coal tax claims for refund and abatement received and disposed of, fiscal year 1939

Claims	Refund		Abatement		Uncollectible		Total	
	Number	Amount	Number	Amount	Number	Amount	Number	Amount
On hand July 1, 1938	7	\$162.58	5	\$1,483.52			12	\$1,646.10
Received	139	8,199.24	707	197,370.06	656	\$37,564.35	1,502	243,133.65
Allowed	88	2,270.77	529	157,483.88	638	33,298.83	1,255	193,053.48
Rejected	34	5,787.40	85	18,672.04	7	2,935.15	126	27,394.59
On hand June 30, 1939	24	303.65	98	22,697.66	11	1,330.37	133	24,331.68

Collections of silver tax for the year amounted to \$261,773 as compared with \$142,107 for the previous year.

Sales Tax Division.—Collections from taxes administered by the Sales Tax Division amounted to \$531,160,568, a decrease of \$29,566,442 as compared with collections for the preceding year. This decrease was due primarily to the repeal by the Revenue Act of 1938 of certain manufacturers' excise and documentary stamp taxes.

A summary of the collections of the taxes administered by the Sales Tax Division for the years 1938 and 1939 follows. A detailed comparison for these years is shown in table 9, page 372.

Summary of taxes collected by the Sales Tax Division, fiscal years 1938 and 1939

Source of taxes	1938	1939	Increase or decrease (—)
Stamps.....	\$46,090,883.29	\$40,821,066.90	—\$5,269,816.39
Manufacturers' excise (title IV, Revenue Act of 1932, as amended, and subtitle C, chapter 29, Internal Revenue Code).....	378,210,451.88	356,965,318.61	—21,245,133.27
Electrical energy.....	38,455,401.97	39,859,173.55	1,403,771.58
Pistols and revolvers.....	87,662.48	66,511.36	—21,151.12
Total manufacturers' excise.....	416,753,516.33	396,891,003.52	—19,862,512.81
Miscellaneous.....	97,420,813.67	93,352,202.62	—4,068,611.05
Repealed.....	461,796.24	96,294.55	—365,501.69
Total.....	560,727,009.53	531,160,567.59	—29,566,441.94

The claims for refund and abatement of taxes and for the redemption of stamps, received and disposed of in the Sales Tax Division during the years 1938 and 1939, are shown in the following table:

Claims for refund and abatement of taxes and for redemption of stamps received and disposed of, fiscal years 1938 and 1939

Claims	1938	1939
	<i>Number</i>	<i>Number</i>
On hand at beginning of year.....	5,251	1,781
Received or reopened.....	11,033	10,574
Total to be disposed of.....	16,284	12,355
Allowed.....	11,667	8,357
Rejected.....	2,836	1,467
Total disposed of.....	14,503	9,824
On hand at end of year.....	1,781	2,531
	<i>Amount</i>	<i>Amount</i>
Allowed.....	\$7,964,937.36	\$5,228,940.35

During the year 9,502 field reports and 457,952 sales tax returns were examined in the Bureau.

The Sales Tax Division completes assessments, schedules claims and overassessments, and passes on offers in compromise not only for this Division but also for the Estate Tax, Tobacco, Bituminous Coal and Silver Tax, and the Capital Stock Tax Divisions, as well as for the Processing Tax Division with respect to the tax on the manufacture of manufactured sugar. During the year \$1,056,841,029,

representing 1,012,766 items, was approved by the Commissioner on the 2,741 miscellaneous assessment lists, which included original and additional assessments of all miscellaneous internal revenue taxes.

The number of offers in compromise submitted in settlement of liabilities incurred in connection with the various miscellaneous taxes and the aggregate amounts thereof received and disposed of during the year are shown in the following table:

Offers in compromise received and disposed of by the Sales Tax Division, fiscal years 1938 and 1939

Offers in compromise	1938		1939	
	Number	Amount	Number	Amount
On hand at beginning of year.....	1,572	\$383,829.76	580	\$3,447,324.50
Received during year.....	7,011	3,866,265.88	6,610	924,779.82
Total to be disposed of.....	8,583	4,250,095.64	7,190	4,372,104.32
Accepted.....	7,435	405,937.70	6,334	390,072.74
Rejected.....	489	296,136.39	262	3,496,508.72
Withdrawn.....	79	100,697.05	41	22,486.62
Total disposed of.....	8,003	302,771.14	6,637	3,909,068.08
On hand at end of year.....	580	3,447,324.50	553	463,036.24

Capital Stock Tax Division.—Collections of capital stock tax during the year amounted to \$127,203,009, a decrease of \$12,145,558 as compared with collections for the preceding year.

A total of 545,905 returns were filed by foreign and domestic corporations which included 403,990 taxable returns and 141,352 nontaxable returns filed by domestic corporations and 329 taxable returns and 234 nontaxable returns filed by foreign corporations. Of the total number of returns originally filed as being nontaxable 3,269 were, upon review, converted into taxable returns and assessments were made of the tax found to be due.

The claims for refund and abatement of capital stock taxes, penalties, and interest, received and adjusted in the Capital Stock Tax Division, are shown in the following table:

Claims for refund and abatement received and disposed of by the Capital Stock Tax Division, fiscal years 1938 and 1939

Claims	1938	1939
	<i>Number</i>	<i>Number</i>
On hand at beginning of year.....	632	1,532
Received or reopened.....	75,791	40,249
Total to be disposed of.....	76,423	41,781
Allowed.....	6,410	5,049
Rejected.....	68,481	36,028
Total disposed of.....	74,891	41,077
On hand at end of year.....	1,532	704
	<i>Amount</i>	<i>Amount</i>
Allowed.....	\$689,946.69	\$690,335.96

Processing Tax Division.—The Processing Tax Division is concerned with the administration of the tax imposed on the manufac-

ture of manufactured sugar under chapter 32 of the Internal Revenue Code, and the adjustment of the several types of claims arising as the result of the invalidation of the Agricultural Adjustment Act and the repeal of related legislation.

There were 1,950 returns filed by manufacturers subject to the tax on the manufacture of manufactured sugar, and the total collections of tax from this source during the year amounted to \$65,414,058.

The following tables show the claims received and disposed of during the year:

Claims for refund received and disposed of by the Processing Tax Division, fiscal year 1939

Claims	Revenue Act of 1936					
	Section 601		Section 602		Title VII	
	Number	Amount	Number	Amount	Number	Amount
On hand July 1, 1938.....	1	\$15,380.01	1,642	\$12,072,469.13	13,406	\$530,591,094.24
Received.....	11	51,987.15	225	1,200,968.36	1,100	6,517,124.24
Reopened.....	160	38,792.34	925	1,088,497.70	239	64,298.95
Total to be disposed of.....	172	106,159.50	2,792	14,361,935.19	14,745	537,172,517.43
Allowed.....	167	89,960.57	1,959	5,549,436.92	3,147	1,434,020.59
Rejected.....	3	704.60	731	5,900,031.14	5,142	14,045,903.95
Transferred to Income Tax Unit.....					3,748	506,768,309.16
Total disposed of.....	170	90,665.17	2,690	11,449,468.06	12,037	522,248,233.70
On hand June 30, 1939.....	2	15,494.33	102	2,912,467.13	2,708	14,924,283.73

Claims	Cotton Ginning Act		Tobacco Act		Total	
	Number	Amount	Number	Amount	Number	Amount
	Number	Amount	Number	Amount	Number	Amount
On hand July 1, 1938.....	10	\$27,398.58	729	\$62,456.32	15,788	\$542,768,798.28
Received.....	14,791	519,267.48	77,618	3,287,115.90	93,745	11,576,463.13
Reopened.....	17	629.03	142	7,644.22	1,483	1,199,862.24
Total to be disposed of.....	14,818	547,295.09	78,489	3,357,216.44	111,016	555,545,123.65
Allowed.....	11,350	297,688.04	71,148	2,971,479.97	87,771	10,342,586.09
Rejected.....	987	198,433.01	1,799	113,886.27	8,662	20,258,958.97
Transferred to Income Tax Unit.....					3,748	506,768,309.16
Total disposed of.....	12,337	496,121.05	72,947	3,085,366.24	100,181	537,369,854.22
On hand June 30, 1939.....	2,481	51,174.04	5,542	271,850.20	10,835	18,175,269.43

Sugar tax claims received and disposed of, fiscal year 1939

Claims	Export		Overpayment		Abatement		Grand total	
	Number	Amount	Number	Amount	Number	Amount	Number	Amount
	Number	Amount	Number	Amount	Number	Amount	Number	Amount
On hand July 1, 1938.....	283	\$312,233.18	4	\$3,234.20	2	\$32.64	294	\$315,500.02
Received.....	1,151	842,541.22	31	8,539.62	15	45,481.48	1,197	896,562.32
Reopened.....	5	317.82					5	317.82
Total to be disposed of.....	1,444	1,155,092.22	35	11,773.82	17	45,514.12	1,496	1,212,380.16
Allowed.....	1,299	1,012,027.92	29	9,929.82	11	1,628.99	1,339	1,023,586.73
Rejected.....	49	75,280.90	3	1,806.52	5	43,605.06	57	120,702.48
Total disposed of.....	1,348	1,087,318.82	32	11,736.34	16	45,234.05	1,396	1,144,289.21
On hand June 30, 1939.....	96	67,773.40	3	37.48	1	280.07	100	68,090.95

Alcohol Tax Unit

Collections of the liquor taxes amounted to \$587,799,701 in 1939, an increase of \$19,821,099 over the previous year. Details of these collections will be found in the table on page 372.

On June 30, 1939, the following producers and distributors of alcohol and alcoholic beverages and users of tax-free alcohol were under the supervision of the Alcohol Tax Unit:

	<i>Number</i>
Distilleries:	
Alcohol.....	40
Brandy.....	145
All other.....	139
Bonded warehouses:	
Alcohol.....	64
Internal revenue.....	295
Wineries.....	1,080
Bonded wine storerooms.....	91
Breweries.....	622
Rectifying plants.....	262
Wholesale liquor dealers.....	5,521
Wholesale malt liquor dealers.....	10,502
Denaturing plants.....	40
Bonded dealers in specially denatured alcohol.....	54
Bonded manufacturers using specially denatured alcohol.....	4,236
Hospitals, laboratories, and educational institutions using tax-free alcohol.....	6,386

Enforcement Division.—The Enforcement Division is responsible for the investigation, detection, and prevention of willful and fraudulent violations of the internal revenue laws relating to distilled spirits, wines, and fermented malt liquors.

During the year, 12,059 stills were seized, having an aggregate mash capacity of 1,895,277 gallons, and in connection therewith 8,076,461 gallons of mash were seized and destroyed. The investigators also seized 336,268 gallons of spirits and 4,549 automobiles and trucks. The total appraised value of the property seized amounted to \$2,221,549. Arrests were made of 28,844 persons for Federal liquor law violations. Compared with the previous fiscal year, still seizures increased 5.7 percent, mash seizures increased 6.9 percent, and arrests increased 11.5 percent. The increases in seizures and arrests took place almost entirely in the Southern States, where the personnel was considerably augmented during the year to meet the enforcement problem, and represent better enforcement in that area rather than an increase in violations in the country as a whole. There were 595 conspiracy cases investigated, and in 323 conspiracy cases terminated by court action, 1,982 defendants were convicted, involving some of the most notorious racketeers engaged in the illicit liquor traffic.

Field Inspection Division.—This Division examines applications for the establishment of industrial alcohol plants, alcohol bonded warehouse and denaturing plants, rectifying plants, distilleries, and internal revenue bonded warehouses; reviews qualifying documents submitted in connection with the establishment of breweries and wineries, and inspects producing and processing plants throughout the United States to determine whether Bureau policy and the technical requirements of governing law and regulations are being complied with.

The Division is responsible for the planning, coordination, and supervision of the inspection service of the 15 supervisory districts, which are under the jurisdiction of the district supervisors; provides for the general instruction of the inspectors and storekeeper-gaugers; and assigns, directs, and supervises a group of technically trained field inspectors operating directly from the headquarters office.

There were 17,640 examinations of plats, plans, and other documents, and 64,409 inspections of plants and permittees made during the year.

Laboratory Division.—The Laboratory Division comprises a central laboratory in Washington, D. C., and 15 branch laboratories located throughout the country which perform the chemical work for the Bureau of Internal Revenue, Bureau of Narcotics, and the Federal Alcohol Administration. During the year the Division also rendered substantial aid to the Secret Service, Procurement Division, and the Bureau of Customs. There were 77,879 samples examined in the branch laboratories, compared with 67,743 for the previous year. The Washington laboratory examined 7,030 samples, compared with 8,526 during the previous year.

Audit Division.—This Division conducts the plant operation, tax accounting, assessment, claim, and compromise work of the Alcohol Tax Unit.

During the year, 12,342 reports of violations of the internal revenue laws pertaining to alcoholic liquors were received from the field offices and audited, and tax liabilities disclosed thereby were assessed, including ad valorem penalties. There were also certified to the Commissioner for assessment 14,596 items totaling \$3,519,941.10, listed in the Bureau, and 155,378 items aggregating \$80,037,278.44, listed by collectors.

On July 1, 1938, there were on hand 506 offers in compromise aggregating \$92,560, and during the year 15,019 offers in compromise amounting to \$309,168 were received. Of the 15,525 offers in compromise to be disposed of, 11,563 aggregating \$275,522 were accepted, 2,452 totaling \$64,900 were rejected, 178 were forwarded to the Department of Justice, and 752 were returned to the field offices, leaving 580 on hand at the end of the year.

Procedure Division.—This Division is responsible for planning and developing procedure for the Alcohol Tax Unit, coordinating the procedure of the headquarters office with that of the various offices of the district supervisors, and directing the examination of the audit of bonded accounts made by the various field offices of the Unit. It is charged also with the administration of regulations relating to the bottles authorized by law for use in the sale of liquor at retail, and the administrative supervision of the Statistical Section.

The Gauging Manual of this Bureau, containing instructions and tables for determining the quantity of distilled spirits by proof and weight, was revised during the year. New procedures and methods were introduced to facilitate rapid measuring and proofing of distilled spirits for taxing purposes.

Alcohol Tax Section of the Office of the General Counsel.—This section handles the legal work arising in connection with the administration and enforcement of the internal revenue liquor laws.

During the year there were prepared 6,871 memoranda, 378 briefs, 5,054 opinions, 12 parole cases, 226 libels, and 36 indictments. Review work included 8,900 case reports, 91 claims of over \$5,000 each, and 14,341 compromise cases. In addition, 4 revocation cases were handled, and 828 petitions for remission or mitigation of forfeitures were examined and finally passed upon.

Accounts and Collections Unit

The Accounts and Collections Unit is the central administrative organization for the 64 internal revenue collection districts and makes the administrative audit of all expenditures for the Internal Revenue Service. Since April 1, 1938, the Unit has administered the taxes under the Social Security Act and under the Carriers Taxing Act of 1937. The Internal Revenue Code, approved on February 10, 1939, codified the taxing provisions of the Social Security Act, titles VIII and IX, and the provisions of the Carriers Taxing Act of 1937, in chapter 9, subchapters A, C, and B, respectively. Subchapters A and B became effective as of April 1, 1939, and subchapter C, as of January 1, 1939.

There were 17,708,857 tax returns filed in collectors' offices during the fiscal year, a decrease of 7,876,032 over the previous year. Of the total returns filed, 7,571,683 were income tax returns, a decrease of 44,513 during the year. The decrease in tax returns filed may be largely attributed to the change whereby returns under title VIII of the Social Security Act are now filed on a quarterly, rather than on a monthly, basis.

During the fiscal year 45,671 income tax, 14,572 miscellaneous tax, and 112,461 social security tax returns were investigated by field deputy collectors, and 11,714,833 information returns were verified. At the close of business June 30, 1939, there were outstanding in the 64 collection districts 5,205 income tax returns and 6,026,786 information returns were on hand.

Deputy collectors of internal revenue served 363,694 warrants for distraint, which resulted in the collection of \$47,897,126. An average of 2,704 deputy collectors made 1,889,579 revenue-producing investigations, including the serving of warrants for distraint, compared with 2,745,923 investigations made by an average of 2,688 deputy collectors in the preceding year. The total amount collected and reported for assessment by deputy collectors was \$97,826,243, compared with \$92,709,897 in the previous year. The average number of investigations made per deputy and the average amount of tax collected and reported for assessment were 699 and \$36,178, respectively, compared with 1,022 and \$34,490, respectively, in 1938. There were 205,980 warrants for distraint in custody in the collectors' field forces on June 30, 1939, compared with 123,780 on June 30, 1938.

A total of 12,594,476,279 revenue stamps, valued at \$1,144,003,042, was issued to collectors of internal revenue and the Postmaster General during the year, compared with 12,064,313,036 stamps, valued at \$1,113,890,081, issued during 1938. Revenue stamps returned by collectors of internal revenue and by the Postmaster General, and credited to their accounts, amounted to \$38,757,176. There were 431 applications allowed for restamping packages from which the original stamps had been lost, mutilated, or destroyed, compared with 755 applications in the preceding year.

Taxes under title VIII of the Social Security Act.—Collections of taxes imposed under title VIII of the Social Security Act amounted to \$529,835,533 for the year, as compared with \$502,918,025 for 1938, an increase of \$26,917,508. These amounts include both the employees' tax and the employers' tax, each of which was imposed at the rate of 1 percent of taxable wages paid. There were 7,520,711 quarterly

returns filed during the fiscal year, as compared with 13,604,481 monthly and 1,728,215 quarterly returns filed in the preceding year, quarterly returns having been made effective as of January 1, 1938.

The following table sets forth information relative to claims adjusted under title VIII of the Social Security Act:

Claims under title VIII of the Social Security Act received and adjusted, fiscal year 1939

Claims:	Number
Pending at beginning of year.....	11,813
Filed during year (new claims).....	17,194
Received from other sources.....	471
Total to be adjusted.....	29,478
Allowed in full or in part.....	17,022
Rejected.....	7,083
Canceled.....	193
Total adjusted.....	24,298
Pending at end of year.....	5,180
Certificates of allowance issued when no claims were filed.....	1,422
Overassessments settled by:	Amount
Abatement.....	\$671,431.00
Refund.....	379,668.25
Total.....	1,051,099.25
Interest.....	32,848.91
Grand total.....	1,083,948.16

Included in the allowed claims shown in the above tabulation were 10,525 collectors' claims for abatement. There were also allowed 319 collectors' claims recommending refunds of \$5,941.22, plus interest of \$306.70. Of the claims adjusted during the year, the amount rejected totaled \$473,118.25.

Offers in compromise.—On July 1, 1938, there were on hand 7 offers in compromise, aggregating \$11,848, which had been submitted in settlement of an aggregate liability of \$13,532, incurred under title VIII. There were 105 offers received, in the total amount of \$15,878, involving an aggregate tax liability of \$50,139; 14 offers in the amount of \$2,838 were accepted in settlement of tax liability of \$5,494; 47 offers amounting to \$20,012, and involving tax liability of \$43,719, were rejected, leaving on hand at the close of the year, 51 offers totaling \$4,876 and involving tax liability of \$14,458.

Tax under title IX of the Social Security Act.—The tax under title IX of the Social Security Act is imposed on employers of eight or more, at a rate of 3 percent on taxable wages payable with respect to employment for 1938. Collections amounted to \$101,166,704, as compared with \$90,266,534 for the fiscal year 1938, an increase of \$10,900,170. There were 367,235 returns filed during the fiscal year, as compared with 339,651 filed during the preceding year.

The return for each calendar year is due on January 31, following the close of the year, unless an extension is granted under the provisions of section 905 (b) of the act.

Against the tax imposed under title IX, a taxpayer is entitled to a credit (not exceeding 90 percent of the tax) for contributions paid to unemployment funds under a State law approved and certified by the Social Security Board to the Secretary of the Treasury, if such contributions are paid before the date the Federal return is required to be filed.

In 1938 all the States, the District of Columbia, and the Territories of Alaska and Hawaii had unemployment compensation laws certified by the Board.

In addition to the credit against the Federal tax allowable under section 902 for contributions actually paid into a State fund, the taxpayer may be entitled to a further credit under section 909 of the Social Security Act and Articles 212 and 213 of Regulations 90, as amended by Treasury Decision 4876, approved November 30, 1938. This further or additional credit is allowable to an employer if, by reason of having stabilized the employment of his employees in any State, he is granted a "merit rate" under the law of the State and is thereby permitted to pay contributions to such State at a lower rate than that paid generally by other employers. Certain conditions with respect to a State law are imposed by section 910 of the act that must be met before an employer may be entitled to the additional credit. For the calendar year 1938 the State of Wisconsin was the only State having a law that complied with the conditions prescribed by section 910. For that year there were 110 employers with employment in that State who were granted a "merit rate," 31 of whom had a zero rate and were relieved from paying contributions entirely for that year, and 79 with a rate of 1 percent. By reason of such "merit rate" these employers were entitled to a credit against the 3 percent Federal tax of 2.7 percent of the pay roll in the State of Wisconsin.

The status of the returns in the Bureau is shown in the following table:

Number of title IX returns (annual) received, reopened, and closed, fiscal year 1939, by tax years

Tax year	On hand July 1, 1938	Received during year	Reopened during year	Total	Closed during year	On hand June 30, 1939
1936.....	23, 626	15, 423	21, 544	60, 593	57, 609	2, 984
1937.....	276, 481	43, 023	9, 828	329, 332	289, 954	39, 378
1938.....		308, 789		308, 789		308, 789
Total.....	300, 107	367, 235	31, 372	698, 714	347, 563	351, 151

The Bureau submitted 298 returns to the field for investigation during the year. Independent of these cases, the field force submitted reports, prepared in connection with income tax investigations, for the years 1936 and 1937, which are included in the following table:

Revenue agents' reports received and closed by the Bureau, fiscal year 1939, by tax years

Tax year	On hand July 1, 1938	Received during year	Total	Closed during year	On hand June 30, 1939
1936.....	451	5, 919	6, 370	6, 066	304
1937.....	55	6, 615	6, 670	5, 569	1, 101
Total.....	506	12, 534	13, 040	11, 635	1, 405

Of the 11,635 revenue agents' reports closed during the year, 2,038 showed no change in tax liability, 8,533 showed deficiencies in tax

amounting to \$1,218,630.33, and 1,064 showed overassessments of \$160,988.87.

The following table sets forth information relative to claims adjusted and certificates of overassessment or of allowance issued under title IX of the Social Security Act:

Claims under title IX of the Social Security Act received and adjusted, fiscal year 1939

Claims:	Number
Pending at beginning of year.....	6,234
Filed during year (new claims).....	16,079
Received from other sources.....	296
Total to be adjusted.....	22,609
Allowed in full or in part.....	9,576
Rejected.....	4,462
Canceled.....	132
Total adjusted.....	14,170
Pending at end of year.....	8,439
Certificates of overassessment and certificates of allowance issued when no claims were filed.....	11,239
Overassessments settled by:	Amount
Abatement.....	\$1,054,294.99
Credit.....	41,742.15
Refund.....	1,277,909.17
Total.....	2,373,946.31
Interest.....	39,769.14
Grand total.....	2,413,715.45

Included in the allowed claims shown in the above tabulation were 2,255 collectors' claims for abatement. There were also allowed 4,375 collectors' claims recommending refunds of \$60,809.72, plus interest of \$2,467.42. Of the claims adjusted during the year, the amount rejected totaled \$526,064.88.

Offers in compromise.—On July 1, 1938, there were on hand 13 offers in compromise, aggregating \$1,031, which had been submitted in settlement of an aggregate liability of \$6,829, incurred under title IX. There were 154 offers received, in the total amount of \$17,838, involving an aggregate tax liability of \$117,073; 13 offers in the amount of \$3,671 were accepted in settlement of tax liability of \$10,135; 73 offers, amounting to \$6,972, and involving tax liability of \$67,313, were rejected, leaving on hand at the close of the year 81 offers totaling \$8,226 and involving tax liability of \$46,454.

Taxes under the Carriers Taxing Act of 1937.—Collections of employers' tax and employees' tax under the Carriers Taxing Act of 1937 amounted to \$109,419,458, a decrease of \$40,014,878 from the previous year. Each tax was imposed at the rate of 2½ percent of the taxable compensation. Collections of employee representatives' tax, which was imposed at the rate of 5½ percent of the taxable compensation, amounted to \$7,169, a decrease of \$34,161 from the previous year. There were 30,621 returns filed by employers, and 1,407 returns filed by employee representatives, an increase of 10,063 and 536, respectively, over the previous year.

On September 3, 1938, the complete and final audit of returns under the Carriers Taxing Act of 1937 was transferred from the Bureau in Washington to the office of the collectors of internal revenue because it was believed that such audit could be conducted more efficiently in the field where closer contact can be had with taxpayers. The order of transfer affected all returns received in collectors' offices on and after October 1, 1938.

The status of the returns in the Bureau is shown in the following table:

Number of returns under the Carriers Taxing Act of 1937 received and closed, fiscal year 1939

Returns	On hand July 1, 1938	Received during year	Closed dur- ing year	On hand June 30, 1939
Employers.....	1,075	10,719	11,792	2
Employee representatives.....	73	567	639	1
Total.....	1,148	11,286	12,431	3

The following table sets forth information relative to claims adjusted under the Carriers Taxing Act:

Claims under the Carriers Taxing Act received and adjusted, fiscal year 1939

Claims:	Number
Pending at beginning of year.....	711
Filed during year (new claims).....	698
Received from other sources.....	14
Total to be adjusted.....	1,423
Allowed in full or in part.....	1,093
Rejected.....	191
Canceled.....	47
Total adjusted.....	1,331
Pending at end of year.....	92
Certificates of allowance issued when no claims were filed.....	13
Overassessments settled by:	Amount
Abatement.....	\$203,449.45
Credit.....	163,348.29
Refund.....	92,355.49
Total.....	459,153.23
Interest.....	186.54
Grand total.....	459,369.77

Included in the allowed claims shown in the above tabulation were 133 collectors' claims for abatement. There were also allowed 20 collectors' claims recommending refunds of \$146.86 plus interest of \$2.20. Of the claims adjusted during the year, the amount rejected totaled \$68,973.37.

Technical Staff

The Technical Staff is the appellate agency of the Bureau of Internal Revenue in the determination of income, profits, estate, and gift tax liabilities, and in the administrative settlement of such disputes. The operations of the Technical Staff during the year may be divided into two principal categories: (1) Activities under the old procedure under which it considered proposals for settlement of disputed liabilities as asserted in statutory notices of deficiency; and (2) activities under the program of decentralization, which became effective in the various sections of the country at varying dates throughout the year. The Staff also considers certain classes of compromise cases of income tax and applications filed for extensions of time within which to pay income taxes, and reviews in behalf of the Commissioner of Internal Revenue final closing agreements executed pursuant to section 3760 of the Internal Revenue Code.

Operations under old procedure.—During the year the Technical Staff considered to a conclusion under the old procedure 1,389 cases involving income, estate, and gift taxes, the accumulation of surplus

to evade surtaxes, personal holding company surtaxes, and miscellaneous cases; and 1,198 cases (excluding transfers) involving compromises, extensions of time, and final closing agreements.

An analysis of the work of the Staff on income, estate, and gift tax cases follows:

Analysis of the work of the Technical Staff, fiscal year 1939, on income, estate, and gift tax cases

Cases	Appeals filed with Board	90-day letters	Miscellaneous cases	Total cases
On hand July 1, 1938.....	2,852	187	5	3,044
"90-day" appeals filed.....	262			262
Received.....	1,371	880	35	2,286
Total to be disposed of.....	4,485	1,067	40	5,592
Closed by agreement.....	511	115	22	648
Closed—no appeal filed.....		199		199
Considered—transmitted to Office of Chief Counsel for defense.....	433		3	436
Total disposed of.....	944	314	25	1,283
No recommendation.....	571	47	7	625
"90-day" appeals filed.....		262		262
Total.....	571	309	7	887
Balance transferred to field divisions.....	2,970	444	8	3,422

The entire inventory of Board dockets was either returned to the Chief Counsel prior to the completion of Staff consideration or transferred to the several field divisions of the Staff.

The Staff also considered 16 dockets involving the accumulation of surplus to evade surtaxes or involving personal holding company surtaxes, of which 9 were settled by agreement.

The work of the Staff field representatives at Dallas and Cleveland prior to the establishment of field divisions in those areas included consideration of 90 income, estate, and gift tax cases in collaboration with attorneys of the Chief Counsel's office, in which cases deficiency notices were issued by the local Internal Revenue agent in charge under the "Cleveland plan" of decentralization. A total of 57 of these cases, including 39 dockets and 18 "90-day" cases, was settled.

In the 891 deficiency cases closed by the Staff during the year, asserted deficiencies aggregated \$25,119,911 and the recomputed deficiencies amounted to \$11,877,295. These data are classified in the following table:

Asserted and recomputed deficiencies in cases settled, fiscal year 1939

Cases	Number of cases	Asserted deficiencies	Recomputed deficiencies	Percentage sustained
Income, estate, and gift tax:				
Dockets:				
Staff in Washington.....	511	\$19,812,805.09	\$9,899,226.34	49.96
Field representatives in collaboration with Chief Counsel's office, under "Cleveland plan".....	39	100,374.95	59,006.21	58.79
"90-day" status:				
Staff in Washington.....	314	3,427,464.60	805,931.53	23.51
Field representatives in collaboration with Chief Counsel's office, under "Cleveland plan".....	18	104,487.29	72,134.16	69.04
Accumulation of surplus and personal holding company surtax dockets, Staff in Washington.....	9	1,674,778.65	1,040,996.29	62.16
Total.....	891	25,119,910.58	11,877,294.53	47.28

An analysis of the work of the Staff on compromise, extension of time, and final closing agreement cases follows:

Analysis of the work on compromise, extension of time, and final closing agreement cases, fiscal year 1939

Cases	Compromise cases	Extension of time cases	Final closing agreement cases
On hand July 1, 1938.....	452	22	8
Received.....	905	256	170
Total to be disposed of.....	1,357	278	178
Accepted, granted, or approved.....	241	16	102
Rejected.....	517	238	14
Withdrawn.....	70		
Transferred.....	77		
Total disposed of.....	905	254	116
On hand June 30, 1939.....	452	24	62

A summary of all cases considered to a conclusion by the Technical Staff under the old procedure follows:

	Number		Number
Dockets, other than section 104 cases.....	944	Compromise cases (excluding transfers).....	828
Section 104 dockets.....	16	Extension of time cases.....	254
"90-day" status cases.....	314	Final closing agreement cases.....	116
"Cleveland plan" cases.....	90		
Miscellaneous cases.....	25	Total.....	2,587

The foregoing cases, however, do not include the settlements effected by the joint efforts of attorneys from the Chief Counsel's office and members of the Washington office of the Technical Staff, on circuit calendars in areas not then operating under the present decentralization procedure. During the year an average of 5 Staff men per month gave full time to such circuit calendar settlements and participated in the settlement of 683 dockets.

Operations under decentralization program.—The field divisions of the Staff, with the exception of the Pacific Division, did not function until January 1, 1939, or later, on cases prior to the issuance of the statutory notice of deficiency. Since 5 of the 10 field divisions were not organized until on or after March 1, 1939, the work of this class in process at the close of the fiscal year is in excess of the number of cases disposed of during the period. The Pacific Division is the only Staff field division whose operations represent approximately a normal fiscal year's work. With the exception of the Los Angeles office, the 4 offices of the Pacific Division opened for business under the new procedure on July 1, 1938, with no work in process.

An analysis of the work of the Staff field divisions under the decentralization program during the year is presented in the following table:

Analysis of the work of all field divisions, fiscal year 1939

Cases	Docketed cases	Nondocketed cases
On hand July 1, 1938.....	198	89
Received.....	8, 585	6, 482
Total to be disposed of.....	8, 783	6, 571
Closed by agreement.....	2, 910	1, 919
Statutory notice (or action on claim) directed or sustained.....		880
Unagreed cases submitted to Board.....	827	
Defaults.....	64	
Total disposed of.....	3, 801	2, 799
On hand June 30, 1939.....	4, 982	3, 772

The cases on hand in the field divisions at the beginning of the year were taken over from the former Los Angeles Division at the termination on June 30, 1938, of its 4 months of operation as a division. The docketed cases received during the year represented both new appeals and old cases transferred from the Washington office of the Staff or of the Chief Counsel. The nondocketed cases were received from the offices of the local Internal Revenue agents in charge, and represented cases in which the taxpayer and the revenue agent's office were unable to agree and in which a hearing before the Staff was requested by the taxpayer. Included in these nondocketed cases were many unagreed cases that were returned to agents in charge by the Income Tax Unit in Washington.

The docketed cases closed by stipulated agreement involved asserted deficiencies aggregating \$73,396,183 and overassessments of \$54,338 determined for other years in the same statutory notices. The amount agreed to consisted of \$23,448,014 in deficiencies and \$472,274 in overassessments. Many of the older dockets involving substantial asserted deficiencies were concluded during the year.

Office of the Chief Counsel

The activities of the Office of the Chief Counsel for the Bureau of Internal Revenue embrace the whole field of Federal taxation in connection with the preparation and presentation to the United States Board of Tax Appeals of defense in all appeals, and all cases involving refunds of amounts collected under the Agricultural Adjustment Act pending before the Processing Tax Board of Review; the review of refunds, credits, and abatements, in excess of \$20,000; the deciding and advising in various administrative and internal revenue tax matters referred by the Secretary of the Treasury, the Under Secretary, or an Assistant Secretary, the General Counsel for the Department of the Treasury, the Commissioner or the assistant to the Commissioner, the heads of the administrative units of the Bureau, collectors of internal revenue, other branches of the Government, and individual correspondence; the preparation at the request of the Department of Justice or of the United States attorneys of data for use in the prosecution or defense of tax cases (civil and criminal) in suit, and otherwise complying with their requests for assistance in such cases; and the preparation, revision, and publication of regulations, Treasury decisions, mimeographs, and rulings, for the guidance

of the officers and employees of the Bureau of Internal Revenue and others interested. The office is divided into six divisions, viz, Appeals, Civil, Interpretative, Penal, Review, and Legislation and Regulations.

The Chief Counsel's Committee, consisting of three members, serves in an advisory capacity to the Chief Counsel, Assistant Chief Counsel, general assistants, and special assistants, who refer to the committee cases from all divisions of the office. The committee considers these cases and makes written recommendations as to their proper disposition. The committee is also charged with the final review of cases involving compromises and closing agreements, previous to their being sent to the Secretary of the Treasury for his approval. At the beginning of the fiscal year 1939 the committee had on hand 40 cases; during the year it received 1,349 and closed 1,353, leaving 36 cases pending at the close of the year.

The Reorganization Section is charged with the duty of protecting the interests and claims of the United States in bankruptcy and receivership proceedings, including particularly proceedings instituted under sections 77, 77B, and chapter X of the National Bankruptcy Act, and arrangement proceedings under chapters XI and XII of the act.

In the 758 corporate reorganization and arrangement cases closed during the year 1939, claims were filed in the amount of \$4,291,535.73 and were settled for \$2,988,780.97. In addition to these there were 345 cases closed in which no tax claims were filed.

In the 2,261 cases closed relating to bankruptcy and receivership, claims were filed in the amount of \$6,043,388.91 and \$3,125,693.62 was collected.

A more specific program of cooperation and exchange of information between the Bureau of Internal Revenue and the Reconstruction Finance Corporation has been recently developed and put into effect, which has proved helpful.

Appeals Division.—This Division has immediate charge for the Commissioner of all cases involving refunds of amounts collected under the Agricultural Adjustment Act pending before the Processing Tax Board of Review. It prepares all pleadings in such cases and appears for and represents the Commissioner of Internal Revenue at the trial thereof. In addition, the Division has the same jurisdiction, duties, and activities in matters involving titles III, IV, and VII of the Revenue Act of 1936, as have the other divisions of the Chief Counsel's Office, with respect to questions involving income, excess-profits, capital stock, estate, gift, and miscellaneous taxes.

The Division also has general supervision of the preparation of the contents of the records on review in all cases wherein are filed petitions for review by the United States Circuit Courts of Appeals of final decisions of either the United States Board of Tax Appeals or the Processing Tax Board of Review. In such proceedings where the Commissioner of Internal Revenue is petitioner, this duty is performed in the Division subject to approval by the Department of Justice; in cases where a taxpayer is petitioner, the Division has sole charge of the preparation of the record.

Of the appeals taken to the United States Board of Tax Appeals and the appellate courts, there were 4,849 income tax, 7 unjust enrichment tax, 491 estate tax, and 216 gift tax cases closed during the year. The methods by which such cases were closed are as follows:

Disposition of cases closed before the United States Board of Tax Appeals, fiscal year 1939

Character of closing	Number of cases	Amount in dispute	Amount won	Percentage of recovery
Default.....	184	\$1,843,022	\$1,733,268	94.04
Decision on merits.....	1,185	39,275,749	9,025,424	22.98
Agreed settlement.....	4,194	186,707,236	65,815,514	35.25
Total.....	5,563	227,826,007	76,574,206	33.61

Of the appeals taken to the Processing Tax Board of Review, 76 cases, involving \$1,242,508, were dismissed during the year.

Civil Division.—This Division, in cooperation with and at the request of the Department of Justice, assists in the handling and preparation for trial of civil internal revenue cases arising in the Federal district courts, the United States Court of Claims, and the Supreme Court of the District of Columbia, together with a limited number of cases originating in State courts. The trials of such cases and arguments upon appeals are conducted by the Department of Justice, with the assistance of this Division, pursuant to the President's Executive order of June 10, 1933.

The Division's major activities during the year are shown in the following tables:

Cases received and disposed of by the Civil Division, fiscal year 1939¹

Cases	Number
Pending July 1, 1938:	
Not involving liens, in court.....	2,205
Not involving liens, not in court.....	629
Lien cases in court.....	639
Lien cases not in court.....	52
Total.....	3,525
Received during the year:	
Suits by taxpayers.....	798
For suit by the United States.....	890
Suits involving liens.....	204
Lien cases not in court.....	317
Total.....	2,209
Total to be disposed of.....	5,734
Closed during the year:	
Not involving liens.....	1,063
Lien cases.....	1,227
Total.....	2,290
Pending June 30, 1939.....	3,444

¹ Excludes compromise cases.

*Number of civil cases pending in the Civil Division at the beginning and end of the fiscal year 1939*¹

Cases	Pending July 1, 1938	Pending June 30, 1939
Not involving liens:		
In district courts.....	1, 813	1, 700
In circuit court of appeals.....	82	97
In Court of Claims.....	424	538
In Supreme Court.....	2	2
In State and miscellaneous courts ²	108	70
Pending payment of judgment claims.....	127	119
Not in court.....	278	247
Involving liens:		
In court.....	639	623
Not in court.....	52	48
Total.....	3, 525	3, 444

¹ Excludes compromise cases.

² Includes suits instituted by taxpayers involving refund of processing tax on sales of tobacco under the Kerr-Smith Tobacco Act—80 for 1938 and 61 for 1939.

The amounts in the cases involving no liens are as follows:

Pending July 1, 1938.....	\$215, 819, 899. 18
Received during year.....	22, 672, 474. 95
Total.....	238, 492, 374. 13
Closed during year.....	34, 689, 432. 68
Pending June 30, 1939.....	203, 802, 941. 45

Results obtained in cases closed by the Civil Division, fiscal year 1939

Cases	Number of cases	Amount claimed	Amount col- lected	Amount re- funded
Not involving liens: ¹				
Suits instituted by taxpayers.....	811	\$25, 634, 893. 73		\$3, 530, 143. 80
Suits and claims by the United States.....	241	8, 341, 125. 31	\$4, 260, 342. 66	
Injunctions, processing taxes.....	8	22, 496. 14		
Injunctions, social security taxes.....	3	1, 699. 58		
Total.....	1, 063	34, 000, 214. 76	4, 260, 342. 66	3, 530, 143. 80
Involving liens:				
In court.....	906		245, 980. 56	
Not in court.....	321		212, 484. 83	
Total.....	1, 227		458, 465. 39	

¹ Excludes compromise cases.

The number of Civil Division cases tried by the Department of Justice and the number decided by the courts during the year are shown in the following table:

Number of Civil Division tax cases tried by Department of Justice and decided by the Federal courts, fiscal year 1939

Court	Cases tried	Cases decided by courts			
		For the Govern- ment	Against the Gov- ernment	Partly for and partly against the Government	Total
District courts.....	206	165	113	17	295
Circuit court of appeals.....	64	97	42	8	147
Court of Claims.....	28	24	6	1	31
Supreme Court.....	6	5	8		13
Total.....	304	291	169	26	486

The Compromise Section is charged with the prosecution of claims filed by collectors (a) against the estates of deceased taxpayers; (b) against insolvent banks; and (c) in liquidation proceedings, including assignments for the benefit of creditors.

The following table shows the cases on hand in the Compromise Section at the beginning of the year, those received and disposed of, and those on hand at the close of the year:

	<i>Number</i>
Pending July 1, 1938.....	1,915
Received during year.....	2,308
Total.....	4,223
Closed or in process of closing.....	1,365
Pending June 30, 1939.....	2,858
	<i>Amount</i>
Tax liability involved.....	\$11,703,787
Amount finally collected by payment or acceptance of offers.....	7,289,990

The number of cases pending June 30, 1939, and the tax liability involved is shown in the following table:

Number of cases pending in the Compromise Section and tax liability involved, June 30, 1939

Cases	Pending		In process of closing	
	Number	Liability	Number	Liability
Decedent estates.....	1,455	\$21,190,789		
Insolvent banks.....	35	73,954		
Miscellaneous cases.....	1,274	2,415,475		
Cash offers in compromise.....	64	1,623,410	9	\$182,426
Installment offers in compromise.....	30	1,226,478	6	1,990,576
Total.....	2,858	26,530,106	15	2,173,002

Interpretative Division.—This Division prepares legal opinions on questions arising under the internal revenue laws; reviews material submitted to it by other divisions of the General Counsel's Office and by the administrative branches and units of the Bureau of Internal Revenue; reviews closing agreements covering proposed transactions; and edits the material submitted for publication in the Internal Revenue Bulletin.

A statistical summary of the work accomplished during the year is as follows:

	<i>Number</i>
Jacketed cases:	
On hand July 1, 1938.....	206
Received during the year.....	2,504
	2,710
Disposed of.....	2,375
On hand June 30, 1939.....	335

Penal Division.—The Penal Division considers both income tax cases and miscellaneous tax cases, prepares opinions construing criminal and percentage penalty statutes, and deals with particular cases involving criminal liability and percentage penalties for fraud (and occasionally for negligence or delinquency), including offers in compromise of such cases. It also considers claims for reward under section 3792 of the Internal Revenue Code, and whether cases closed by agreement under section 606 of the Revenue Act of 1928, and similar provisions of other revenue acts, should be reopened because

of "fraud or malfeasance, or misrepresentation of a material fact." Whenever requested by the Department of Justice, an attorney from this Division assists in the prosecution of criminal cases.

The following tables summarize the work of the Division during the last 2 years:

Number of cases received and disposed of by the Penal Division, fiscal years 1938 and 1939

Cases	1938	1939
Pending at beginning of year.....	1,082	1,039
Received during year.....	903	1,063
Total to be disposed of.....	1,985	2,102
Disposed of.....	946	848
Pending at end of year.....	1,039	1,254

Number of claims for reward received and disposed of by the Penal Division, fiscal year 1939

Claims	Formal claims	Informal claims
Pending at beginning of year.....	329	70
Received during year.....	230	103
Total to be disposed of.....	559	173
Allowed.....	73	
Rejected.....	70	98
Total disposed of.....	143	98
Pending at end of year.....	416	75

Review Division.—This Division reviews overassessments of income, excess-profits, war-profits, estate, gift, and miscellaneous taxes proposed for allowance (also deficiencies when coupled with overassessments), where the amount of the overassessments in any case exceeds \$20,000, and proposed refunds of any tax in excess of \$20,000. It prepares reports to the Joint Committee on Internal Revenue Taxation required by section 3777 of the Internal Revenue Code, where the overpayments of income, excess-profits, war-profits, estate, or gift taxes exceed \$75,000; and prepares public decisions where the overassessments exceed \$20,000.

The work of the Division is summarized as follows:

Number of cases disposed of by the Review Division and amounts involved, fiscal year 1939

Cases	Estate and other miscellaneous taxes	Income tax	Total
	<i>Number</i>	<i>Number</i>	<i>Number</i>
On hand at beginning of year.....	4	44	48
Received.....	64	401	465
Total to be disposed of.....	68	445	513
Disposed of.....	57	344	401
On hand at end of year.....	11	101	112
	<i>Amount</i>	<i>Amount</i>	<i>Amount</i>
Claimed by taxpayer.....	\$2,598,265.72	\$45,166,618.05	\$47,764,883.77
Approved by Review Division.....	1,859,780.38	28,117,902.61	29,977,682.99

Legislation and Regulations Division.—The regulations issued under the internal revenue laws and the reports on legislation introduced in Congress affecting the internal revenue, except as they relate to taxes on alcoholic beverages, are prepared or reviewed in this Division. In addition, the Division considers suggestions for amendments of and additions to the various internal revenue laws and prepares reports thereon for the consideration of the Commissioner and the General Counsel; assists in preparing the income tax forms; prepares or reviews regulations under and interpretations of tax conventions with foreign countries and assists in drafting proposed tax conventions; and, in connection with the profit-limiting provisions of the Vinson Act, as amended, as applied to Navy contracts and to contracts for Army aircraft, prepares the necessary regulations and considers other matters submitted to it with respect to the administration of such act.

Intelligence Unit

The Intelligence Unit is principally concerned with the investigation of tax fraud cases in cooperation with internal revenue agents and deputy collectors. During the year, 987 investigations were made of alleged evasions of income and miscellaneous taxes, and of this number 289 cases, involving 489 individuals, were recommended for prosecution. On this charge there were convictions in 62 cases, involving 81 individuals, and 1 acquittal. Investigations of these cases resulted in recommendation for assessment of additional taxes and penalties amounting to \$39,259,805.47.

In addition to collections by the Bureau of Internal Revenue of taxes, penalties, and interest, amounts are covered into the Treasury as a result of fines imposed in criminal cases. In some jurisdictions the courts have imposed an additional penalty by requiring the defendants to pay the costs of the investigations, that is, the salaries and expenses of the agents during investigations.

There were 3,624 investigations of applications of attorneys and agents to practice before the Treasury Department and 92 investigations of charges against enrolled agents and attorneys, resulting in the disbarment of 5, the suspension of 1, and the rejection of applications of 32. There were 3 names stricken from the rolls during the course of disbarment proceedings.

The investigations in 107 cases of charges against employees of the Bureau of Internal Revenue resulted in the separation from the service of 69 employees and the prosecution and conviction of 13.

There were 2,143 cases of miscellaneous character investigated, including investigations for the Bureau of Narcotics and the Customs Service, and of persons under consideration for appointment to various positions in the Treasury Department.

Work relief projects

During the year the Bureau of Internal Revenue continued work on its two work relief projects financed from funds provided under the Emergency Relief Appropriation Acts. These projects are under the supervision of the Accounts and Collections Unit and the Alcohol Tax Unit.

Accounts and Collections Unit (miscellaneous tax) project.—This project comprised a survey of miscellaneous taxes conducted in the

field collection service of the Bureau. The work was carried on under the direction of the collectors of Internal Revenue in 20 of the collection districts in the United States and involved an intensive canvass to effect the collection of delinquent and deficient stamp taxes and taxes on sporting goods, cosmetics, capital stock, candy, automobile parts, admissions and dues, tires and tubes, matches, radios, electric refrigerators, jewelry, and furs. The number of persons employed on this project during the year averaged approximately 606 weekly. Allocations to this project during the year amounted to \$702,764, and obligations were incurred aggregating \$661,044. As a result of this work, the sum of \$10,038,614 of miscellaneous taxes was assessed or recommended for assessment during the year, and \$6,145,273 was collected.

Alcohol Tax Unit (retail liquor stores) project.—The project comprising the inspection of retail liquor dealers in various cities of the United States was continued during the year for the purpose of seeing that the retail liquor dealers comply with the requirements of the law as it relates to their business. During the year allocations to this project amounted to \$302,528, and obligations were incurred totaling \$284,131. As a result of these inspections, 13,424 dealers were found violating the internal revenue liquor statutes during the year, and revenues of \$232,377 were collected.

LEGAL DIVISION

The General Counsel is the chief law officer of the Department and is in charge of all its legal activities. The Legal Division comprises the Office of the General Counsel and the legal staffs in all branches of the Department (the legal work of the Office of the Comptroller of the Currency was brought under the supervision of the General Counsel on September 13, 1938). During the fiscal year 1939, the Legal Division prepared 58 formal and innumerable informal opinions for the guidance of administrative officers of the Department; prepared an index-digest of the opinions of the General Counsel; and prepared, or assisted in preparing, approximately 45 legislative proposals necessary to, or desirable for, the efficient operation of the Department. Representatives of the Division frequently appeared before congressional committees to explain the purpose, effect, and legality of legislation affecting the Department and furnished other technical assistance to such committees. Assistance was rendered in the preparation of approximately 687 reports on legislation and in drafting numerous executive orders and proclamations. The Division translated and published tax laws of several European countries.

In connection with monetary, fiscal, and public debt matters, the Division drafted legislation, proclamations, orders, regulations, rulings, documents, memoranda, and opinions covering a broad field of subjects, and made numerous interpretations of the laws and regulations applicable to Government finance, public credit, fiscal relationships, bonds of indemnity and official bonds, insurance of valuables in shipment, Government checks, disbursement, issuance and subsequent transactions in public debt obligations and in obligations of Government corporations and agencies, monetary and industrial transactions in gold and silver, the acquisition by the United States of monetary metals, the protection of the dollar in foreign markets, transactions in

gold and foreign exchange with foreign governments and foreign central banks, and counterfeiting. The Division examined approximately 13,500 indemnity or official bonds. Active assistance was rendered to the Department of Justice in cases in various courts. There were 10 cases involving gold coin, gold bullion, and newly mined gold; 11 cases involving various gold clause obligations; 9 cases involving various other monetary operations and policies of the Government; 6 cases involving payment of awards by the Special Mexican Claims Commission; a considerable number of cases involving civil and criminal penalties in connection with the enforcement of the provisions of the Emergency Banking Act of 1933 relating to gold, the Gold Reserve Act of 1934, and the various proclamations, orders, and regulations issued thereunder; 180 check reclamation cases; and approximately 33 cases against officers of the Treasury Department in their official capacities. Under the Adjusted Compensation Payment Act, the Division recommended approval for settlement of 904 cases. A supplement to the compilation of Federal laws relating to the public debt was prepared and published.

With respect to the operations of the Coast Guard, the Division reviewed the proceedings and prepared the action of the reviewing authority and pertinent correspondence in 350 court-martial cases, 185 boards of investigation cases, 123 retiring-board cases, and 32 life-saving medal cases, and prepared necessary correspondence in connection with 120 formal contracts and 130 cases involving leases.

A number of unusual legal questions arising in connection with the enforcement of the Marihuana Tax Act of 1937 and of the Federal narcotic laws were determined during the year; new and amendatory legislation relative to the traffic in narcotics was drafted; and technical assistance was extended to States in connection with the adoption and enforcement of the Uniform Narcotic Drug Act.

The export and currency practices of several foreign countries were investigated to determine whether legal bases existed for applying countervailing duties to products of those countries. The Division collaborated with the Federal Reserve Bank of New York in the defense of a suit involving the finality of foreign exchange rates certified by the Bank for the use of the Customs Service in the liquidation of duties. The change of jurisdiction over the Sudetenland from Czechoslovakia to Germany and the extension of German administrative authority over other parts of Czechoslovakia necessitated a study of the rates of regular duty to be applied to imports from those areas, as well as of the proper marking of such imports.

The Division did legal work necessary for the acquisition of 278 sites outside the District of Columbia and of 68 parcels of land for sites in the District of Columbia, for construction projects; examined approximately 2,597 contracts for the construction of public buildings and the purchase of supplies and equipment; reviewed and approved approximately 642 leases for office and other space for Government activities; and prepared contracts for the sale of 28, and for the rental of 4, surplus real properties. Reports on 168 cases pending in the Court of Claims or other courts were submitted to the Department of Justice.

With relation to the activities of the Public Health Service, the Division gave assistance in drafting, reviewing, or revising regulations, or amendments thereof, governing the admission of persons to

the Public Health Service hospitals at Lexington, Ky., and Fort Worth, Tex.; pertaining to the physical examination of officers and to neuropsychiatric patients; pertaining to the importation of shaving brushes; governing allotments and payments to States under the Social Security Act and for venereal disease control activities for the fiscal year 1940; and pertaining to internship training of medical and dental applicants of the American republics in Public Health Service hospitals.

In the field of taxation, the Division handled 5,563 income, unjust enrichment, estate, and gift tax appeals, involving \$227,826,007; prepared and reviewed 401 cases involving overassessments; prepared data for use by the Department of Justice in approximately 2,482 tax cases (civil and criminal); reviewed over 1,365 cases involving offers in compromise and extension of time; disposed of 170 claims for the refund of processing taxes, involving \$51,815,830.87; closed 76 appeals taken to the Processing Tax Board of Review involving \$1,242,508; and handled preparation and publication of more than 1,155 regulations, Treasury decisions, and rulings. The Division closed 345 corporate reorganization cases, arising under the National Bankruptcy Act, in which no tax claims were filed, and 758 reorganization cases in which claims in the amount of \$4,291,535.73 were settled for \$2,988,780.97; and closed 2,261 bankruptcy and receivership cases involving claims of \$6,043,388.91, which were settled for \$3,125,693.62. The Division participated in preparing the Internal Revenue Code; assisted in drafting the Public Salary Tax Act of 1939, the Revenue Act of 1939, and other acts affecting the administration of internal revenue laws. Such regulations as were required during the year for the foregoing legislation were prepared and issued.

In connection with the work of the Alcohol Tax Unit, the Division prepared or revised 6,871 memoranda, 378 briefs, 5,054 opinions, 3 Treasury decisions, 828 petitions for remission, 91 claims amounting to over \$5,000 each, 14,341 compromises, 8,900 case reports, 12 parole reports, 226 libels, 195 hearings, revocations, etc., and 36 indictments.

BUREAU OF THE MINT¹

Institutions of the Mint Service

During the fiscal year 1939, seven mint institutions were in operation: Coinage mints at Philadelphia, San Francisco, and Denver; assay office at New York, which handles the major portion of the gold imported and exported, and its auxiliary silver bullion depository at West Point; gold bullion depository at Fort Knox, Ky.; mint at New Orleans, conducted as an assay office; and assay office at Seattle. The two last-named institutions are, in effect, merely bullion-purchasing agencies and also serve the public by making assays of ores and bullion. Electrolytic refineries are maintained at the New York, Denver, and San Francisco institutions.

Coinage

Domestic coin manufactured during the fiscal year amounted to 255,566,260 pieces, as compared with 540,375,283 pieces during the preceding year. The production in 1939, valued at \$15,538,378,

¹ More detailed information concerning the activities of the Bureau of the Mint is contained in the annual report of the Director of the Mint.

consisted of 70,511,806 subsidiary silver coins, valued at \$11,029,058; 66,469,400 nickel coins, valued at \$3,323,470; and 118,585,054 bronze coins, valued at \$1,185,850.

Coinage for foreign governments amounted to 48,187,200 pieces, compared with 18,392,444 pieces during the prior year. The foreign coinage consisted of silver, nickel, and bronze coins for Honduras, Nicaragua, Colombia, Cuba, and Venezuela, all made at Philadelphia.

The grand total of domestic and foreign coins made in 1939 amounted to 303,753,460 pieces, a decrease of 255,014,267 pieces from the prior year.

Bullion deposit transactions

The number of bullion deposit transactions during the year totaled 54,028, including 272 inter-mint-service transactions, as compared with 56,005 and 298, respectively, during the prior year. The deposit transactions required 91,506 assay determinations, as compared with 85,187 assay determinations during the prior year.

Gold operations

Gold acquisitions by the mints and assay offices during the year amounted to \$3,224,890,527.63; receipts from other Treasury offices of domestic and foreign coin melted during the year amounted to \$924,646.88; and transfers between mint-service institutions amounted to \$79,025,827.39. These transactions total \$3,304,841,001.90, compared with \$1,210,362,607.83 for the prior year.

The acquisitions include \$210,734.73 of gold received at \$20.67+ per fine ounce, which had not been previously surrendered under the nationalization orders. The increment on this gold amounted to \$146,107.71.

Silver operations

The Government's acquisitions of silver during the year totaled 416,391,965 fine ounces, at an average cost of 46.7+ cents per fine ounce and a total cost of \$194,551,774. The acquisitions consist of the following:

Acquisition	Amount (fine ounces)	Cost
Newly mined domestic silver.....	63, 150, 404	\$41, 308, 430
Purchase Act silver.....	352, 718, 452	153, 023, 320
Silver contained in gold bullion deposits, etc.....	372, 169	156, 629
Silver received in exchange for Government stamped bars.....	150, 940	63, 395
Total.....	416, 391, 965	194, 551, 774

United States coin received for recoinage totaled 3,204,054 fine ounces, with a recoinage value of \$4,429,313. Silver deposited by other governments for foreign coinage totaled 15,521,737 fine ounces. Silver transfers between Mint Service institutions totaled 49,723 fine ounces. These items plus the silver acquired during the year brought the total transactions in silver to 435,167,479 fine ounces, compared with the prior year's total of 412,354,246.

During the year \$193,422,222 of silver certificates were issued against 149,600,000 fine ounces of silver bullion valued at \$1.29+ per fine

ounce, the statutory monetary value of silver. Such silver had been acquired at an average price of 57.9— cents per ounce. The difference between the cost of the silver held to secure such certificates and the monetary value of such silver is \$106,872,260, which constitutes seigniorage.

The open-market price of silver in New York (mean of bid and asked) during the fiscal year averaged \$0.42996. The highest point was \$0.43062, which prevailed from July 1, 1938, to June 26, 1939. The price declined to \$0.38062 on June 30, 1939.

For newly mined domestic silver a return to the depositor of \$0.6464+ per fine ounce, established by the President's proclamation of December 1937, prevailed during the entire fiscal year.

Refineries

The electrolytic refineries produced during the year 5,588,913 fine ounces (191.6 tons) of electrolytically refined gold bullion, and 3,459,089 fine ounces (118.6 tons) of silver bullion. During the prior year the quantities produced were 3,079,343 fine ounces (105.6 tons) of gold and 1,605,294 fine ounces (55.0 tons) of silver.

Stocks of unrefined gold and silver bullion in mint institutions increased during the fiscal year by approximately 175 tons, to 1,764 tons. The increase in 1938 was about 274 tons.

New design coins

The new design Thomas Jefferson 5-cent nickel coin was issued during the fiscal year 1939 to replace the Indian-head or buffalo design coin. The obverse of the new coin carries a portrait likeness of Thomas Jefferson, while on the reverse appears a likeness of Monticello, his historic Virginia home. Though many millions of these coins have been issued and remain outstanding, they still are not a common medium of exchange in the daily experience of the general public. This coin was designed by Felix Schlag.

No commemorative coins, bearing special designs relating to historic events, were initially issued during the fiscal year.

Stock of coin and monetary bullion in the United States

On June 30, 1939, the estimated stock of domestic coin in the United States was \$1,088,037,109, of which \$547,078,589 was standard silver dollars, \$379,811,988 subsidiary silver coin, and \$161,146,532 minor coin.

The stock of gold bullion, including coin, held in the Treasury on the same date was valued at \$16,110,078,913, an increase of \$3,147,-124,982 over the previous year; and the stock of silver bullion was 2,089,983,790 fine ounces, an increase of 411,451,384.

Production of gold and silver

During the calendar year 1938 domestic gold production reached an all time high of 5,089,811 fine ounces with a monetary value of \$178,143,400, compared with 4,804,540 fine ounces with a monetary

value of \$168,158,900 in 1937. The quantity output was about 4 percent more than that recorded for 1915, the year of record production previous to this year.

Domestic silver production during the calendar year 1938 totaled 62,665,335 ounces. This compares with 71,941,794 ounces for 1937, and with the record production of 74,961,075 fine ounces for 1915.

Industrial consumption of gold and silver

Gold consumption in the industrial arts during the calendar year 1938 is estimated at \$30,156,754. Gold returned from industrial to monetary use amounted to \$30,480,835, making a net return from industry of \$324,081. This compares with the net industrial consumption of \$3,214,393 of new gold during the previous year.

Silver used in the arts is estimated at 38,620,473 fine ounces, of which 20,181,626 fine ounces were new material.

Compared with the prior year, there was a decrease in gold consumption of approximately 270,000 ounces, and a decrease in silver consumption in industry of about 12,700,000 ounces.

Mint buildings

The Silver Bullion Depository at West Point, operated as an auxiliary of the New York Assay Office, was occupied in July 1938. The movement of 1,101,320 refined silver bars, containing 1,169,444,788 fine ounces of silver, from the Government buildings and rented quarters in New York City to the depository continued from early in July to the middle of February.

At the San Francisco Mint the newly constructed silver vaults were placed in use in February 1939, and since that time 306,049 bars with fine silver content of 339,787,786 fine ounces have been moved from the old mint to the new quarters.

Appropriations, expenses, and income

Regular appropriations available for the Mint Service during the fiscal year totaled \$1,561,920; the appropriation for meeting emergency expenses amounted to \$750,000; the deficiency act of March 5, 1938, provided \$110,700 for silver movements during 1938 and 1939, of which \$17,360 was obligated in 1938, leaving \$93,340 available for 1939; and reimbursements to appropriations for services rendered amounted to \$329,211, making a total of \$2,734,471.

Expenses amounted to \$2,776,706, of which \$2,718,068 was chargeable to appropriations and \$58,638 chargeable to income.

The regular income realized by the Treasury from the Mint Service aggregated \$12,809,959, of which \$6,489,967 was seigniorage. The seigniorage on subsidiary silver coin was \$3,569,708, and on minor coin \$2,920,259. Extraordinary income aggregated \$107,018,368, of which \$106,872,260 was seigniorage on silver bullion revalued to \$1.29+ per ounce, and \$146,108 was the increment to \$35 per ounce on revalued gold.

The number and value of deposits, transfers, gross income, and expenses for the fiscal year 1939, and number of employees on June 30, 1939, at each institution, are shown in the following table:

Deposits of gold and silver, income, expenses, and employees, by institutions, fiscal year 1939

Institution	Number of bullion deposit transactions ¹	Number of assay determinations on bullion deposits	Monetary value of gold and silver receipts, including transfers ¹	Gross regular income	Gross expenses	Excess of income or of expenses (-)	Number of employees, June 30, 1939
Philadelphia.....	7, 728	12, 674	\$54, 134, 573	\$4, 789, 976	\$841, 980	\$3, 947, 996	380
San Francisco.....	19, 224	26, 476	534, 177, 093	2, 394, 526	419, 947	1, 974, 579	178
Denver.....	5, 223	9, 828	119, 819, 608	1, 240, 053	373, 578	866, 475	169
New York.....	15, 371	34, 817	3, 112, 955, 477	4, 302, 103	877, 672	3, 424, 431	231
New Orleans.....	2, 315	2, 314	946, 204	6, 278	29, 928	-23, 650	14
Seattle.....	4, 167	5, 397	25, 667, 017	76, 519	45, 654	30, 865	18
Fort Knox.....					70, 626	-70, 626	39
Total.....	54, 028	91, 506	3, 847, 699, 972	12, 809, 455	2, 659, 385	10, 150, 070	1, 029
Bureau of the Mint.....				504	117, 321	-116, 817	44
Grand total.....	54, 028	91, 506	3, 847, 699, 972	12, 809, 959	2, 776, 706	10, 033, 253	1, 073
Prior fiscal year.....	56, 005	85, 187	1, 742, 895, 444	18, 676, 153	2, 720, 123	15, 956, 030	1, 068

¹ Includes 272 inter-institution transactions amounting to \$79, 090, 115.

DIVISION OF MONETARY RESEARCH

The Division of Monetary Research in the Office of the Secretary provides information, economic analyses, and recommendations for the use of the Secretary of the Treasury and other Treasury officials to assist in the formulation and execution of the monetary policies of the Department in connection with the stabilization fund and other operations under the Gold Reserve and the Silver Purchase Acts. Analyses are made pertaining to gold and silver, the flow of capital funds into and out of the United States, the position of the dollar in relation to foreign currencies, monetary, banking, and fiscal policies of foreign countries, exchange and trade restrictions abroad, and similar problems. Analyses are also prepared relating to the customs activities of the Department and to the duties of the Secretary of the Treasury under the Tariff Act and on other matters pertaining to international trade, including the trade agreement program.

BUREAU OF NARCOTICS¹

The Bureau of Narcotics continued to direct its principal enforcement activities against the major narcotic law violators by giving its attention primarily to the elimination of the sources of supply of illicit narcotic drugs. This policy has resulted in a reduction from year to year in the supply of narcotics available to the domestic illicit traffic. Accordingly, the prices of drugs in the illicit market have continued high, further increases having been noted in several localities during the year. The high degree of adulteration previously found in drugs seized in the illicit traffic was even more apparent during 1939, especially in the case of heroin.

¹ Further information concerning narcotics is available in the separate report of the Commissioner of Narcotics.

The decrease in the supplies of narcotics available to the illicit traffic, which has forced peddlers and addicts to turn more to the channels of legitimate distribution for their supply, may be reflected in the forgery and false execution of narcotic prescriptions, the improper prescribing and dispensing of narcotics, and the robberies of wholesale and retail stocks. The number of thefts has increased greatly over those reported during the previous year.

The activities of the Bureau resulted in 3,196 arrests for violations of the Federal narcotic laws and the seizure of 3,916 ounces of narcotic drugs and 189 automobiles during the year, as compared with 3,206 arrests, and seizures of 4,354 ounces of narcotic drugs and 167 automobiles during 1938. There was a slight decrease in the number of violations reported under the narcotic laws, both in the registered and nonregistered classifications, a total of 4,012 violations having been reported for 1939 compared with 4,049 during the previous year.

There were 971 arrests under the Marihuana Tax Act of 1937, and seizures of 891 pounds of bulk marihuana, 171 pounds of marihuana seeds, 17,672 marihuana cigarettes, 15 ounces of marihuana in preparations, 40,075 growing plants, and 16 automobiles, as compared with 769 arrests, and seizures of 1,106 pounds of bulk marihuana, 155 pounds of marihuana seeds, 12,561 marihuana cigarettes, 743 growing plants, 1,000 pounds of growing plants, 3½ acres of growing plants, and 9 automobiles during 1938. In addition to these seizures of marihuana in connection with prosecutions under the act, the Bureau of Narcotics, in cooperation with State and local authorities, conducted a campaign of marihuana eradication in which the Alcohol Tax Unit of the Bureau of Internal Revenue participated. It involved an estimated total of 55,374 tons of the weed growing on an estimated area of 22,005 acres, of which approximately 26,150 tons growing on approximately 10,392 acres were definitely reported to have been destroyed during the fiscal year. A total of 1,062 violations under the Marihuana Tax Act was reported during the year, only 14 of which were against registered persons, as compared with 846 violations, 2 of which were against registered persons, reported during 1938.

The tables following show the number of cases of violation, by registered and nonregistered persons, of the narcotic and marihuana laws, and the cases disposed of during the fiscal year as reported by Federal narcotic enforcement officers.

Violations of the narcotic laws and the cases disposed of, fiscal year 1939

	Registered persons			Nonregistered persons								
	Federal court	State court		Federal court	State court							
Pending July 1, 1938.....	391			1,497								
Reported during 1939:												
Federal.....	521			2,687								
Joint.....	43			761								
Total to be disposed of.....	955			4,945								
Convicted:												
Federal.....	79	4		1,725	142							
Joint.....	7	1		426	101							
Acquitted:												
Federal.....	10	--		46	5							
Joint.....	1	1		4	3							
Dropped:												
Federal.....	286	11		553	42							
Joint.....	4	8		130	22							
Compromised: ¹												
Federal.....	144	3		----	---							
Joint.....	4	--		----	---							
Total disposed of.....	563			3,199								
Pending June 30, 1939.....	392			1,746								
Sentences imposed:	Years	Months	Days	Years	Months	Days	Years	Months	Days	Years	Months	Days
	149	3	9	8	-----	-----	4,127	1	24	149	11	12
	14	-----	2	5	-----	-----	820	3	19	92	8	1
	163	3	11	13	-----	-----	4,947	5	13	242	7	13
Fines imposed:												
	\$17,488.86			\$25.00			\$197,545.26			\$4,555.07		
	2,000.00			-----			24,602.00			1,901.75		
Total.....	19,488.86			25.00			222,147.26			6,456.82		

¹ Represents 2 cases involving tax liability which were closed on payment of taxes and penalties in the sum of \$6.25; and 149 cases which were compromised in the sum of \$19,134.

NOTE.—Federal cases are made by Federal officers working independently, while joint cases are made by Federal and State officers working in cooperation with each other.

Violations of the Marihuana Tax Act and the cases disposed of, fiscal year 1939

	Registered persons			Nonregistered persons								
	Federal court	State court		Federal court	State court							
Pending July 1, 1938.....		2			243							
Reported during 1939:												
Federal.....		14			625							
Joint.....		--			423							
Total to be disposed of.....		<u>16</u>			<u>1,291</u>							
Convicted:												
Federal.....				472	50							
Joint.....	--	--		295	18							
Acquitted:												
Federal.....	--			13	6							
Joint.....	--	1		9	1							
Dropped:												
Federal.....	12	--		106	3							
Joint.....	--	--		70	4							
Compromised: ¹												
Federal.....	1	--		--	--							
Joint.....	--	--		--	--							
Total disposed of.....		<u>14</u>			<u>1,047</u>							
Pending June 30, 1939.....		<u>2</u>			<u>244</u>							
	Years	Months	Days	Years	Months	Days	Years	Months	Days	Years	Months	Days
Sentences imposed:												
Federal.....							789	6	1	62	11	-----
Joint.....							414	-----	27	19	4	-----
Total.....							1,203	6	28	82	3	-----
Fines imposed:												
Federal.....							\$18,633.10			\$1,150.00		
Joint.....							7,061.00			550.00		
Total.....							25,694.10			1,700.00		

¹ Represents one case involving tax liability which was closed on payment of tax and penalty in the sum of \$1.88.

NOTE.—Federal cases are made by Federal officers working independently, while joint cases are made by Federal and State officers working in cooperation with each other.

The Bureau continued to receive the active cooperation of State and municipal enforcement agencies. Such cooperation increases in effectiveness with the adoption and enforcement of the Uniform State Narcotic Law in the several States. This law, approved by the Conference of Commissioners on Uniform State Laws and by the American Bar Association nearly 6 years ago, had been enacted, with little or no amendment, in 39 States and the District of Columbia prior to July 1, 1938. No States adopted this legislation during 1939. The only States which have not adopted the Uniform State Narcotic Law are California, Kansas, Maine, Massachusetts, New Hampshire, North Dakota, Pennsylvania, Vermont, and Washington. The States of California and Pennsylvania, however, have reasonably adequate narcotic legislation.

All the States and the Territory of Hawaii now have laws for the control and suppression of the traffic in marihuana or cannabis. Narcotic officers have cooperated with State and municipal authorities in the enforcement of these laws and of the municipal ordinances for control of this traffic. The reports received in the Bureau of

Narcotics covering seizures of marihuana by State and municipal authorities, in addition to the seizures by Federal authorities listed above, clearly establish that the marihuana problem is one of national significance. Seizures of varying quantities of the drug and the destruction of considerable areas of the growing plants by State and municipal authorities were reported during the calendar year 1938 from 26 States, including 6 States from which none had previously been reported.

On June 30, 1939, registrations under the Harrison narcotic law, as amended, and under the Marihuana Tax Act were as follows:

Registrations under the Federal narcotic laws, June 30, 1939

Registrants	Harrison narcotic law, as amended	Marihuana Tax Act
Importers, manufacturers, producers, and compounders.....	162	-----
Importers, manufacturers, and compounders.....		20
Producers (growers).....		174
Dealers.....		452
Wholesale.....	1,277	-----
Retail.....	51,387	-----
Practitioners.....	158,257	1,358
Dealers in and manufacturers of untaxed preparations.....	140,362	-----
Users for purposes of research, instruction, or analysis.....	72	26
Total.....	351,517	2,030

¹ Includes registrations for which payment of occupational tax is not required under the act, because also registered in some other class.

During the year 286,716 pounds of opium were imported, an increase of 71,488 pounds over the previous year. Of the quantity imported, however, 187,574 pounds were retained in customs bond and were not released to manufacturers. The net quantity made available to manufacturers showed a decrease of 27,665 pounds compared with 1938. Coca leaves were imported both for medicinal purposes and for the manufacture of nonnarcotic flavoring extracts. The medicinal leaves imported amounted to 212,228 pounds, a decrease of 44,649 pounds from the previous year. Imports of such leaves for the manufacture of nonnarcotic flavoring extracts amounted to 354,150 pounds.

Exports of narcotic drugs of all kinds amounted to 1,291 ounces in 1939, a decrease of 350 ounces from the previous year. The drugs exported during 1939 involved 36,693 taxable ounces of products.

The net quantity of pure drugs of all kinds sold to domestic purchasers by manufacturers amounted to 407,228 ounces, a decrease of 12,426 ounces from the previous year.

DIVISION OF PRINTING

The Division of Printing transacts all of the Treasury Department's printing and binding business with the Government Printing Office and outside contractors; approves requisitions for stationery supplies used by the Department; authorizes engraving work to be done by the Bureau of Engraving and Printing for all Government departments and establishments, unless money, securities, or postage stamps are involved; and has control over newspaper and periodical advertising for the Treasury Department, the binding of confidential Department records, and the warehousing and distribution of blank books and forms for Washington and field offices of the Department. The

Division also edits and prepares copy for weekly issues of "Treasury Decisions" under customs, internal revenue, narcotics, and other laws; and prepares semiannual bound volumes thereof and maintains a mailing list for their distribution. Appropriations to the Department for printing and binding and for purchases of stationery supplies are under the administrative control of the Division.

Printing and binding

During the year \$1,501,398 was made available to the Division for printing and binding. Of this amount \$1,474,849 was expended, leaving an unobligated balance of \$26,549. The following table summarizes the appropriations and funds from other sources, the expenditures therefrom, and balances:

Appropriations, additional funds, expenditures, and balances, fiscal years 1938 and 1939

	1938	1939
Appropriation, printing and binding, Treasury Department.....	\$775,000	\$850,000
Deficiency appropriations, printing and binding, Treasury Department.....	212,600	163,000
Receipts from sales of customs forms.....	129,332	27,000
Transfers from other appropriations.....	8,153	4,679
Total.....	1,025,085	1,044,679
Expenditures.....	1,024,865	1,033,501
Unobligated balance.....	220	11,178
Allotment from funds provided under sec. 915, Revenue Act of 1936 (transfer from exportation and domestic consumption of agricultural commodities, Department of Agriculture).....	6,000	20,000
Allotment from salaries and expenses, Silver Purchase Act of 1934, Bureau of Internal Revenue, 1938.....	500	400
Printing and binding, other appropriations.....	619,410	436,319
Total.....	625,910	456,719
Expenditures.....	625,048	441,348
Unobligated balance.....	862	15,371

¹ Revised.

The details of the expenditures are shown in the following table:

Expenditures for printing and binding, by bureaus, offices, and divisions, fiscal years 1938 and 1939¹

EXPENDITURES FROM APPROPRIATIONS FOR PRINTING AND BINDING

Bureau, office, or division	1938	1939
Office of the Commissioner of Accounts and Deposits.....	\$409	\$1,802
Division of Appointments.....	401	641
Division of Bookkeeping and Warrants.....	34,308	34,140
Chief Clerk.....	151	270
Coast Guard.....	35,631	43,233
Bureau of the Comptroller of the Currency.....	24,068	27,537
Bureau of Customs.....	68,472	30,264
Division of Disbursement.....	22,846	40,820
Bureau of Engraving and Printing.....	3,092	5,058
Federal Alcohol Administration.....	819	1,588
Bureau of Internal Revenue.....	543,398	520,258
Bureau of the Mint.....	3,963	3,754
Bureau of Narcotics.....	4,778	6,954
National bank depositaries.....		92
Division of Printing.....	1,664	1,655
Procurement Division, Branch of Supply.....	37,292	39,359
Procurement Division, Public Buildings Branch.....	6,198	4,663
Public Debt Service.....	10,868	12,659
Public Health Service.....	67,900	74,081
Division of Research and Statistics.....	2,366	2,342
Secret Service Division.....	1,875	2,433

¹ Footnote at end of table.

Expenditures for printing and binding, by bureaus, offices, and divisions, fiscal years 1938 and 1939—Continued

EXPENDITURES FROM APPROPRIATIONS FOR PRINTING AND BINDING—Continued

Bureau, office, or division	1938	1939
Secretary and General Counsel.....	\$13,107	\$12,014
Department stock and miscellaneous.....	81,686	109,862
Superintendent of Treasury Buildings.....	—	128
Treasurer of the United States.....	² 20,241	³ 18,894
Transportation.....	⁴ 10,000	⁴ 12,000
Total expenditures from regular printing and binding appropriations.....	995,533	1,006,501
Customs blank forms.....	⁵ 29,332	27,000
Total.....	⁵ 1,024,865	1,033,501

EXPENDITURES REIMBURSED FROM OTHER APPROPRIATIONS

Office of the Commissioner of Accounts and Deposits.....	\$318,151	\$175,557
Division of Appointments.....	—	31
Division of Bookkeeping and Warrants.....	2,722	495
Chief Clerk.....	467	—
Coast Guard.....	8	5,740
Bureau of the Comptroller of the Currency.....	9,134	7,751
Division of Disbursement.....	83,812	70,073
Bureau of Engraving and Printing.....	578	1,159 ¹
Bureau of Internal Revenue.....	2,867	—
Bureau of the Mint.....	2,314	2,057
Bureau of Narcotics.....	50	—
Procurement Division, Branch of Supply.....	151,073	115,800
Procurement Division, Public Buildings Branch.....	1,170	800
Public Debt Service.....	17,472	12,952
Public Health Service.....	18,566	31,784
Division of Research and Statistics.....	5,832	2,956
Secret Service Division.....	483	257
Secretary and General Counsel.....	—	3,786
Treasurer of the United States.....	4,711	5,121
Total expenditures reimbursed from other appropriations.....	619,410	436,319
Bureau of Internal Revenue:		
Allotment from funds provided under sec. 915, Revenue Act of 1936 (transfer from exportation and domestic consumption of agricultural commodities, Department of Agriculture).....	5,286	5,004
Allotment from salaries and expenses, Silver Purchase Act, Bureau of Internal Revenue, 1938.....	352	25
Total expenditures reimbursed.....	625,048	441,348
Grand total expenditures.....	¹ 1,649,913	1,474,849
Total available funds.....	¹ 1,650,995	1,501,398
Balance.....	1,082	26,549

¹ Figures for 1939 subject to slight variations due to necessary delays in receiving bills from the Public Printer for certain items until pending work is completed after the close of the fiscal year.

² Includes \$8,153 in transfers from other appropriations.

³ Includes \$4,679 in transfers from other appropriations.

⁴ Partly estimated.

⁵ Revised.

Stationery supplies

During the year the Division approved 13,724 requisitions for stationery supplies for the Treasury Department compared with 12,251 in 1938, an increase of 1,473 over the previous year. The available funds and expenditures for stationery during the last 2 years and the balances of available funds are shown in the following table:

Available funds and expenditures for stationery, fiscal years 1938 and 1939

	1938	1939
Appropriation, stationery, Treasury Department.....	\$475,000	\$505,000
Deficiency appropriations, stationery, Treasury Department.....	133,400	113,400
Reimbursement for stationery furnished other offices.....	4,716	1,657
Transfers from other appropriations.....	4,768	5,010
Total.....	617,884	625,067
Expenditures.....	617,161	624,406
Unobligated balance.....	723	661

Department advertising

Authorizations for advertising were issued to 3,619 newspapers and periodicals during the fiscal year 1939, compared with 3,162 in 1938, an increase of 457. The expenditures authorized were \$50,716.51 in 1939 and \$38,427.64 in 1938, an increase of \$12,288.87 in 1939.

Engraving work

Certificates, checks, commissions, drafts, transportation requests, and warrants totaling 165,206,784 were approved by the Division for execution by the Bureau of Engraving and Printing for the several departments and establishments of the Government during the fiscal year 1939, compared with 135,716,746 in the preceding year.

PROCESSING TAX BOARD OF REVIEW

The Board of Review was established in the Treasury Department pursuant to title VII of the Revenue Act of 1936 and is independent of other bureaus and divisions in the Department. The Board has jurisdiction to review the allowance or disallowance of the Commissioner of Internal Revenue of claims for refund of any amount paid by or collected from any claimant as processing tax under the Agricultural Adjustment Act and to determine the amount of refund due any claimant with respect to such claim. The decisions of the Board are reviewable by the Circuit Courts of Appeals of the United States and the United States Court of Appeals for the District of Columbia and subject to further review by the Supreme Court of the United States, upon certification or certiorari as provided in the Judicial Code, as amended. The Secretary of the Treasury designates the members of the Board and assigns to it such personnel as may be necessary to perform its functions.

The following table summarizes the work of the Board during the fiscal years 1938 and 1939:

Cases	1938		1939	
	Number	Refund claimed	Number	Refund claimed
Before the Board of Review:				
On hand at beginning of year.....	14	\$55,233.93	26	\$1,833,003.67
Filed during year.....	54	1,920,018.15	108	5,037,900.08
Reconsidered on motion of parties.....			14	2,448,693.06
Total to be reviewed.....	58	1,975,252.08	148	9,319,596.81
Decided.....	32	142,248.41	109	5,019,729.10
On hand at end of year.....	26	1,833,003.67	39	4,299,867.71
In the circuit courts of appeals:				
Filed during year on petitions to review decisions of Board.....			13	451,471.46
Decided, affirmed Board's decision.....			1	11,235.00
On hand at end of year.....			12	440,236.46

¹ Total filed during the fiscal year 1937, and no action taken.

² The claims of 1,126 separate claimants were incorporated in one of these cases.

PROCUREMENT DIVISION

Public Buildings Branch

Transfer to Federal Works Agency.—Under Reorganization Plan No. 1, submitted to the Congress by the President on April 25, 1939, and made effective July 1, 1939, by Public Resolution No. 20, approved June 7, 1939, the functions and personnel of the Public Buildings Branch were transferred to the Federal Works Agency. The following report covers the activities of the Public Buildings Branch during the fiscal year 1939, prior to its transfer.

Office of the Supervising Architect.—The Office of the Supervising Architect completed the preparation of drawings and specifications and placed upon the market for construction bids, 282 new Federal building projects of various kinds and extensions or remodelings of 30 existing structures, a total of 312 projects. Details concerning the dollar-value and status of the programs and authorizations under which these activities were carried on will be found in subsequent statistical tables.

In addition to the architectural services required in connection with the projects comprising the current public building program, the office prepared drawings and specifications for the Social Security Board and Railroad Retirement Board Buildings, the General Federal Office Building, and the high-tension electric laboratory of the National Bureau of Standards in the District of Columbia, and began the preliminary study and design of the Washington National Airport and the proposed building to house the War Department.

During the year landscape work was designed for approximately 600 projects, most of which were under contract. The majority of these projects were small, averaging \$500 in cost. Among the landscape projects of larger size were those for the Poughkeepsie, N. Y., post office, \$7,500; Public Health Service Administration Building, \$15,000; Bureau of Engraving and Printing, \$5,500; and Bethesda, Md., Cancer Institute, \$3,000.

Under authorization of the act of Congress of June 15, 1938 (Public No. 609), complete or partial architectural services were furnished various departments and establishments of the Government, among which the Bureau of Prisons of the Department of Justice received services on 44 projects. Since it was required that the greater portion of the funds allotted to the Bureau of Prisons by the Public Works Administration on June 27, 1938, should be obligated by or before August 15, 1938, a concentrated effort by the Office of the Supervising Architect caused approximately \$11,200,000 to be obligated in the short period of 6 weeks, and the balance of the \$17,171,000 allotment by January 1, 1939.

The architectural services of the office also were employed by the Foreign Buildings Office of the Department of State in connection with embassies, legations, or official residences on 10 projects outside the continental United States.

In furtherance of the endeavor to enlist the best architectural skill of the country in the service of the Government, regional competitions

open to qualified architects in private practice were held for the design of a post office and courthouse building for Leavenworth, Kans., and a similar structure for Evansville, Ind.

As employees of the Government were not eligible for the regional competitions, an intra-office competition was held for the design of post office buildings approximating \$50,000 in cost. The high level of training and ability of the technical personnel of the office is indicated by the jury's selection of 12 designs for construction, first mention of 13 others, and second mention of 21, out of 189 submissions.

Office of the Supervising Engineer.—At the end of the fiscal year 1939 the Office of the Supervising Engineer, through its field service, was supervising in the continental United States, the Virgin Islands, Alaska, Puerto Rico, and the Hawaiian Islands the execution of approximately 300 construction projects in various stages of completion, ranging in cost from \$20,000 to more than \$10,000,000 each. These projects included post office structures, Federal office buildings, United States courthouses, Federal jails, border stations for the Customs and Immigration Services, Coast Guard air stations, Public Health Service hospitals, quarantine stations and laboratories, maritime training stations at New York City and New London, Conn., the Cancer Institute at Bethesda, Md., extended facilities for the cancer center at Baltimore, Md., a high-tension laboratory with motor-generator annex for the Bureau of Standards in Washington, and the Social Security Board and Railroad Retirement Board Buildings in Washington. Also preparations were being made to award the contract and start the construction of the General Federal Office Building.

The Repair Unit of this Office accomplished repair and maintenance work, amounting to \$2,750,000, for more than three thousand completed buildings throughout the country, and made major repairs, replacements, and improvements of a permanent character amounting to \$1,302,185. The Unit was enlarged sufficiently to prepare plans and specifications for the rehabilitation, remodeling, extension, and repair of Government buildings in the Virgin Islands to cost approximately \$480,000, and at the Federal Prison in Alcatraz, Calif., to cost approximately \$1,098,000.

During the year the Office drafted 732 formal contracts varying in amount from \$2,000 to several million dollars each, the original amounts of these contracts totaling \$62,037,258, and issued approximately 25,000 authorizations covering independent minor contracts, changes in contracts in force, and orders for standard lock boxes, metal vault shelving, models, title letters, etc., to be installed in buildings under construction, and for materials and equipment required in occupied buildings.

Combined building program.—Construction operations during the year by the Public Buildings Branch resulted in the completion, or practical completion, of 246 major construction projects with total limits of cost amounting to \$53,456,246. Funds for these projects were provided by allotment from the Public Works Administration, by various appropriations made by Congress for the acquisition of land and the construction of public buildings, and by the transfer of funds to the Procurement Division by other departments for the performance of construction work. The status of work under this com-

bined program at the end of the fiscal years 1938 and 1939 was as follows:

Status	June 30, 1938		June 30, 1939	
	Number	Limit of cost	Number	Limit of cost
Completed.....	1,374	\$213,195,549	1,620	\$266,651,795
Under contract.....	193	63,613,131	290	85,715,422
Bids in, on market, or in specification stage.....	84	16,983,600	134	22,419,192
In preliminary stage.....	366	69,880,500	447	92,915,811
Total.....	2,017	363,672,780	2,491	467,702,220

Program under the Public Works Administration.—The number of allotments for public buildings by the Public Works Administration under the act approved June 16, 1933, was increased by four projects during the year, with limits of cost amounting to \$152,455. Due to the return of \$650,981 of unexpended balances of allotments for various completed buildings, there was a net decrease of \$498,526 in the limits of cost of completed buildings on June 30, 1939. Under this program two projects, with a limit of cost of \$36,955, were completed during the year. The status of work under this program at the end of the fiscal years 1938 and 1939 was as follows:

Status	June 30, 1938		June 30, 1939	
	Number	Limit of cost	Number	Limit of cost
Completed.....	437	\$75,667,385	439	¹ \$75,053,359
Under contract.....	1	6,500	2	32,000
In preliminary stage.....			1	90,000
Total.....	438	75,673,885	442	75,175,359

¹ Exclusive of \$650,981 of unexpended balances of allotments for various completed buildings.

Emergency construction program.—The acts of Congress approved June 19, 1934, August 12, 1935, June 22, 1936, August 25, 1937, and June 21, 1938, authorized expenditures totaling \$315,000,000 for the acquisition of land and the construction of public buildings throughout the country, the individual projects to be selected by the Secretary of the Treasury and the Postmaster General. Under these acts 232 projects, with limits of cost totaling \$45,370,446, were completed during the year. The status of this work on June 30, 1938 and 1939, was as follows:

Status	June 30, 1938		June 30, 1939	
	Number	Limit of cost	Number	Limit of cost
Completed.....	897	\$115,123,768	1,129	\$160,494,214
Under contract.....	188	55,352,359	236	54,612,271
Bids in, on market, or in specification stage.....	84	16,983,600	131	18,820,000
In drawing stage.....	172	29,047,500	206	42,460,811
In preliminary stage.....	193	36,133,000	238	34,850,000
Total.....	1,534	252,640,227	1,940	311,237,296

The selection of projects under the act approved June 21, 1938, augmenting the emergency construction program, was completed

during the year, and the status of work under each of the various emergency appropriation acts at the end of the year was as follows:

Act	Completed		Under contract		In preliminary stage		Total	
	Number	Limit of cost	Number	Limit of cost	Number	Limit of cost	Number	Limit of cost
June 19, 1934.....	359	\$61,649,271	6	\$4,241,038	5	\$274,000	370	\$66,164,309
Aug. 12, 1935.....	356	53,022,118	4	7,375,764	1	50,000	361	60,447,882
June 22, 1936.....	343	38,923,725	39	18,046,624	24	3,171,000	406	60,141,349
Aug. 25, 1937.....	71	6,899,100	171	22,678,845	185	38,927,811	427	68,505,756
June 21, 1938.....			16	2,270,000	360	53,708,000	376	55,978,000
Total.....	1,129	160,494,214	236	54,612,271	575	96,130,811	1,940	311,237,296

Program for other departments, etc.—Funds to the amount of \$81,-289,565 were made available to the Division as of June 30, 1939, by other departments and by certain specific authorizations by Congress for the construction of new buildings and the rehabilitation, remodeling, extension, and repair of certain old buildings, 109 projects being involved. The status of this work at the end of the fiscal years 1938 and 1939 was as follows:

Status	June 30, 1938		June 30, 1939	
	Number	Limit of cost	Number	Limit of cost
Completed.....	40	\$22,404,396	52	\$31,104,222
Under contract.....	4	8,254,272	52	31,071,151
Bids in, on market, or in specification stage.....			3	3,599,192
In drawing stage.....			1	10,815,000
Held pending location of site.....	1	4,700,000	1	4,700,000
Total.....	45	35,358,668	109	81,289,565

Included in this program are the following projects in the District of Columbia, the appropriations for which were made directly to the Treasury Department:

Project	Limit of cost	Status June 30, 1939
Government Printing Office Warehouse.....	\$7,700,000	{Completed. 77% complete. Contract awarded June 1939.
Government Printing Office Annex No. 3.....		
Social Security Board and Railroad Retirement Board Buildings.....	14,250,000	
General Accounting Office.....	4,700,000	Held pending location of site.
General Federal Office Building.....	3,500,000	Held pending approval of title to site.
Albert Gallatin Statue.....	10,000	Contract awarded June 1939.

Repair and equipment of Federal buildings.—During the year the actual expenditure by the Department from annual appropriations for the repair and equipment of Federal buildings in the custody of the Post Office and Treasury Departments throughout the country amounted to \$2,768,403, including charges against unexpended balances of the appropriations for 1937 and 1938. This expenditure was made up of 7,130 major and minor contracts for repair work at a cost of \$2,156,441.51 and orders for materials amounting to \$611,961.49, purchased through the Bureau of Supply.

Administration and cost of Federal buildings under the control of the Treasury Department.—The administration, number, and cost of completed buildings (exclusive of land) from 1853 to June 30, 1939, are shown in the following table. The repairs on these buildings, payable from annual appropriations for repairs to public buildings, are not included in the cost.

*Number and cost of completed buildings (exclusive of land and repairs),
as of June 30, 1939*

Buildings operated by—	Number	Cost
Post Office Department.....	2, 782	\$507, 646, 897. 65
Department of Interior.....	14	12, 548, 103. 60
Procurement Division.....	109	59, 257, 159. 01
Procurement Division, surplus Federal buildings (old) available for sale, vacant, or temporarily occupied.....	1 73	22, 831, 314. 51
Bureau of the Mint.....	6	7, 382, 613. 12
Superintendent of Treasury Buildings.....	4	12, 213, 988. 94
Public Health Service, marine hospitals.....	2 31	29, 390, 377. 02
Public Health Service, quarantine stations.....	21	7, 023, 045. 88
Coast Guard.....	43	7, 031, 537. 45
Total.....	3, 083	665, 325, 037. 18

¹ Includes 2 buildings used by Bureau of the Mint, 25 vacant buildings, 5 buildings used by emergency relief agencies, 22 buildings used by other Government agencies, 15 buildings rented for commercial purposes, and 4 recommissioned buildings.

² Includes Public Health Building, Cincinnati, Ohio; Public Health Laboratory, Hamilton, Mont.; Public Health Service Hospital, Lexington, Ky.; Public Health Building, Philadelphia, Pa.; and National Institute of Health, Washington, D. C.

The following table, pursuant to the act of Congress approved June 6, 1900 (31 Stat. 592), shows the expenditures for all purposes to June 30, 1939, the outstanding liabilities, and unencumbered balances for buildings constructed by the Treasury Department. Expenditures from annual appropriations are not included.

Cumulative expenditures, by types, on each class of public buildings constructed by the Treasury Department and outstanding liabilities and unencumbered balances as of June 30, 1939

	Sites	Construction	Extensions, alterations, and special items	Annual repairs
Post office, courthouse, customhouse buildings, etc.....	\$48, 626, 849. 90	\$196, 524, 634. 90	\$43, 869, 868. 99	\$23, 381, 948. 81
Courthouse buildings.....	5, 951, 784. 69	19, 440, 020. 42	2, 004, 117. 49	676, 758. 40
Customhouse buildings.....	3, 951, 922. 33	24, 118, 276. 23	4, 630, 914. 31	3, 091, 490. 64
Marine hospital buildings.....	1, 143, 841. 70	15, 914, 650. 67	9, 715, 528. 95	4, 826, 468. 52
Post office buildings.....	88, 359, 507. 10	287, 272, 606. 92	24, 001, 021. 12	17, 654, 118. 98
Quarantine station buildings.....	351, 487. 60	4, 296, 137. 06	3, 707, 649. 01	2, 048, 405. 32
Veterans' hospital buildings.....		493, 355. 47	369, 076. 52	104, 010. 20
Miscellaneous buildings.....	61, 631, 357. 05	180, 494, 614. 32	28, 766, 299. 62	7, 337, 312. 47
Total.....	210, 016, 750. 37	728, 554, 295. 99	117, 064, 476. 01	59, 120, 513. 34

Cumulative expenditures, by types, on each class of public buildings constructed by the Treasury Department and outstanding liabilities and unencumbered balances as of June 30, 1939—Continued

	Total expenditures to June 30, 1939	Outstanding liabilities ¹		Unencumbered balance of appropriations or allotted funds
		Sites	Buildings	
Post office, courthouse, customhouse buildings, etc.	\$312,403,302.60	\$321,635.09	\$4,356,061.42	
Courthouse buildings	28,072,681.00	16,000.00	3,716,497.85	\$64,210.81
Customhouse buildings	35,792,603.51		355,475.86	
Marine hospital buildings	31,600,489.84		3,961,430.86	
Post office buildings	417,287,254.12	1,741,476.00	17,632,560.52	
Quarantine station buildings	10,403,678.99		133,528.60	150,670.59
Veterans' hospital buildings	966,442.19			
Miscellaneous buildings	278,229,583.46	594,615.50	29,861,826.63	7,598,603.79
Administrative expenses:				
Public Works Administration projects				215,066.51
Construction projects				12,662,934.02
Emergency repairs projects				100,102.54
Unallotted appropriations				47,813,970.71
Total	1,114,756,035.71	2,673,726.59	60,017,381.74	68,605,558.97

¹ In addition, administrative expenses, totaling \$1,183,418.38, include \$162,011.56 for Public Works Administration projects and \$1,021,406.82 for construction projects.

Expenditures.—Expenditures for all purposes by the Public Buildings Branch during the year, including expenditures from annual appropriations, outstanding contract liabilities, and unencumbered balances of appropriations or allotted funds are shown in the following statement:

Expenditures and contract liabilities charged against appropriations or allotted funds for the fiscal year 1939, and unencumbered cash balances as of June 30, 1939

	Expenditures	Contract liabilities	Unencumbered cash balances June 30, 1939
Sites and additional land	\$4,956,770.96	\$2,673,726.59	
Construction of new buildings	32,259,283.72	49,331,672.76	\$3,967,720.93
Extension to buildings	11,239,555.15	10,150,811.09	3,677,196.21
Miscellaneous special items	335,855.22	534,897.89	168,568.05
Emergency repairs to public buildings, etc.	701,247.87	722,610.69	614,646.38
Administrative Expenses:			
Public Works Administration projects	1,286,597.58	162,011.56	215,066.51
Construction projects	5,771,780.92	1,021,406.82	12,662,934.02
Emergency repairs projects	112,323.16		100,102.54
Unallotted appropriations			47,813,970.71
Furniture for Triangle buildings	1,523.97		
Outside professional services	26,789.99	20,823.81	218,753.02
Repairs, preservation, and equipment, public buildings	2,768,403.00	864,477.99	43,307.23
Furniture and repairs of same for public buildings	52,628.66	5,567.66	2,718.50
Operating supplies for public buildings	482,280.75	22,035.54	17,318.99
General administrative expenses	924,820.93	42,150.45	
Operating force for public buildings	1,793,238.03	16,344.54	1,822.42
Total	62,713,149.91	65,568,537.39	69,504,125.51

Section of Space Control.—This Section consists of the Space Allotment, Space Assignment, Real Estate, and Federal Inventory Units and the United States Housing Corporation.

The Space Allotment Unit submitted recommendations during the year for the assignment of space in 422 buildings, all of which on June 30, 1939, were either completed, under construction, or in the

preliminary stages. Exclusive of post office space, the Unit has recommended for assignment 1,567,940 square feet of office space and 142,246 square feet of storage space, or a total of 1,710,186 square feet, as a result of which approximately \$304,053 will be saved the Government in annual rentals. This allocation was 1,092,089 square feet less than that requested, thus enabling the Government to make potential savings in construction costs.

The Space Assignment Unit cleared 15,016 new leases and renewals of existing leases for the fiscal year 1939 and assigned some 126,000 square feet of space to Federal agencies in buildings operated by the Treasury Department. A saving of \$63,500 was effected through a more efficient utilization of space in these buildings. Additional savings aggregating \$148,162 were effected through use of a leased building and four recommissioned Government-owned buildings.

Rentals paid for commercial space throughout the United States showed an increase of \$2,292,135, compared with rentals for the fiscal year 1938.

The Real Estate Unit sold during the year 28 surplus properties at \$683,884.55. Under the provisions of Public No. 330, approved August 26, 1935, which authorizes the sale of Federal buildings and sites for which there is no further Federal need, 8 of these properties were sold for \$137,100. The other 20 properties were sold for \$546,784.55 under the provisions of Public No. 351, approved August 27, 1935, which authorizes the sale of real property located outside the District of Columbia, exclusive of military or naval reservations, which is not needed by the Federal agency having control of the property. There remained to be sold 156 pieces of property valued at \$30,103,519.

Properties with an estimated value of \$4,031,256.78 were declared surplus by the various Government departments; and 28 properties with an estimated value of \$1,722,763 were reassigned to other Federal agencies by the Real Estate Unit under the provisions of Public No. 351.

During the year the Unit made 110 clearances for the acquisition of property costing \$3,668,312.09.

The Inventory of Federal Real Estate and Improvements has been continued and revised as of June 30, 1937. This report consists of over 15,000 projects supplied by 65 agencies having custody of real estate and improvements, and takes into account the acquisition and disposal of holdings during that fiscal year. The inventory is being continued at the request of the Bureau of the Budget in order to make available a precise and complete statement of the land and improvements in possession of the Federal establishment.

The United States Housing Corporation has continued the work of liquidating its assets as well as collecting on outstanding balances due on purchasers' accounts. The collections made during the year totaled \$90,496.09, which was derived from the following sources:

Principal payments on contracts of purchase.....	\$50,441.45
Interest payments on contracts of purchase.....	39,814.64
Operation of projects (rent).....	240.00

In accordance with the provisions of the act approved July 11, 1919 (41 Stat. 55), these collections were deposited in the Treasury as

miscellaneous receipts, bringing the returns to June 30, 1939, to \$73,376,780.65, itemized as follows:

Disposal of properties.....	\$18,846,783.12
Repayment of loans.....	12,888,700.75
Operation of projects.....	9,141,298.78
Unexpended balance of original appropriation.....	32,500,000.00

At the close of the year there remained \$1,152,020.57 to be collected from 544 purchase contract holders at 9 existing active housing projects. The estimated value of 199 parcels of unsold property, situated at 13 housing projects, was \$30,200 which the Corporation is endeavoring to realize by disposal of the properties.

Section of Fine Arts.—The Section of Painting and Sculpture was organized in October 1934, to secure suitable art for the embellishment of public buildings and to stimulate the development of art in this country. As evidence that the work pursued and the methods employed by the Section of Painting and Sculpture have made a substantial contribution to the development of native art, the name of this Section was changed to Section of Fine Arts, and the Section of Fine Arts was made a permanent governmental activity, in accordance with the order of the Director of Procurement, approved by the Secretary of the Treasury, October 13, 1938.

During the year the Section completed 255 artists' contracts, including the series of decorations in the Department of Justice Building and Post Office Department Building in Washington; and in addition to work in Federal buildings the Section of Fine Arts supervised the extensive mural and sculpture decorations of the United States Government Building at the New York World's Fair. Eighteen competitions were conducted, and a Nation-wide competition was instituted for paintings to decorate post office buildings in each State. As a result of the international interest in this governmental patronage of art, arrangements were being made to exhibit these designs in Canada and England.

A summary of the work of the Section since its organization follows:

	1935	1936	1937	1938	1939	Total
Competitions held.....	29	24	16	10	18	97
Artists competing.....	764	1,107	1,401	1,552	1,316	6,140
Sketches submitted.....	1,327	1,783	3,706	3,518	2,077	12,411
Artists' contracts completed.....	—	23	71	211	255	560
Artists under contract.....	18	84	193	179	226	700
Artists designing.....	72	51	158	139	107	527

Treasury relief art project.—On July 1, 1938, \$8,000 was made available, by the direction of the President, to the Director of Procurement for liquidation of the Treasury relief art project. Of this allotment, \$5.69 remained unobligated on June 30, 1939.

Sixteen employees on the pay roll as of July 1, 1938, completed their respective mural and sculpture projects during the year and were transferred to the Works Progress Administration. At the end of the year one project was not completed, and this, with the painter, was taken over by the Works Progress Administration. All completed work has been installed except for the sculpture at the Harlem housing project which is to be taken care of by the Housing Authority.

The photographic and technical materials were taken over by the Section of Fine Arts, together with the operating personnel.

Of the 10,217 easel paintings completed under this project, all except approximately 300 were allocated to various Government activities. The remaining ones were allocated to the Section of Fine Arts as of June 30, 1939.

Branch of Supply

During the year the work of the Branch of Supply increased in both volume and scope. Studies were continued with a view to achieving the maximum advantage to the Government through the consolidation of the functions of procurement and warehousing of materials, supplies, and equipment. As an illustration of economies resulting from consolidated procurement, studies of 91 typical term contract transactions revealed a saving of \$143,049 on total awards of \$402,363.

During the year 53,007 bids on materials and supplies were received which resulted in the award of 27,531 contracts. Purchases, exclusive of field purchases, totaled \$30,449,165, as compared with \$20,089,807 for 1938. Purchases made from the Procurement Division General Schedule of Supply by various departments and agencies using the term contracts totaled \$60,678,813, as compared with \$60,368,065 for 1938.

The advantages of consolidated service contracts at the larger field centers prompted the extension of the contracts for the repair and maintenance of office machines from one type of machine in 1938 to six types in 1939. As of June 30, 1939, contracts were in effect for drayage in five of the larger centers, for electricity in three, for gas in two, for typewriter and miscellaneous office machine repairs in two, and for telephone in one; and for repairs to office machines of six different types a Nation-wide contract was in effect.

It has been established that the net saving per gallon on gasoline in 1939 was \$0.0166, which, on the basis of total purchases of 127,612,000 gallons, resulted in a saving of \$2,118,359.

Procurement Division requirements that all lubricating oil be purchased from Navy contracts resulted in a saving in 1939 of 25 cents per gallon, or \$1,130,981, to Federal agencies other than the Navy Department.

The Fuel Handling Plant effected deliveries to the departments and establishments of 321,257 tons of coal and 8,234,184 gallons of fuel oil, as compared with 327,442 tons of coal and 6,927,564 gallons of fuel oil in 1938.

Purchases covering textile requirements of the Works Progress Administration during 1939 totaled 93,879,924 yards of material at a cost of \$8,663,323. The saving in these purchases, estimated at \$1,733,962, exemplifies the advantages of consolidated purchase procedure and more than justifies the work in market research and specification development. Also contributing to the savings is the fact that requirements of the various States could be pooled and the large orders placed direct with the textile mills, thereby necessitating a minimum adjustment of machinery and mechanical operations in the mills concerned.

The purchase of surplus clothing for distribution to needy persons, ordered by the President on June 21, 1938, was concluded 3 months

after that date. Originally \$10,000,000 was set aside for this purchase, but in later letters the President directed that the amount be increased to \$15,750,000. In carrying out this transaction, 2,032 purchase orders were issued for 6,515,468 garments at a cost of \$15,736,533.

The rigid inspection of purchases has resulted in a definite improvement in the commodities supplied on Government order. Out of 29,602 inspections in 1939, rejections amounted to only 4.95 percent, the lowest percentage yet experienced.

Fifty-one additional Federal specifications were promulgated during the year, bringing the total up to 1,232. Normal progress in the revision of the Federal Standard Stock Catalog and in perfecting stock lists of various Federal agencies has continued.

The major activities of the Traffic Section showed a pronounced increase in volume over the preceding year. Carload routing orders increased by 56 percent to 4,359; cars covered by routing orders increased by 78 percent to 40,412; rate quotations increased by 41 percent to 402,139; and routing orders on less-than-carload lots increased by 13 percent to 39,212. This Section also conducted negotiations effecting modifications of freight classification rates; an altering of the packing requirements, which reduced certain hauling costs about one-third; a revision of rates on moving Government records, which promises large economies; and a reclassification of highway wire guard cable which resulted in a 25 percent reduction in freight rates.

There were reported to the Branch of Supply 6,406 lots of property which had been declared surplus in the field or had been forfeited, abandoned, or seized. About 80 percent of this property, including about 10,000 different items, was reissued without exchange of funds to other Government activities. These transactions represented a saving of major importance.

Transfers of 173 Civilian Conservation Corps camp buildings and personal property, valued at \$1,999,378, were made; and transfers of some 5,525 items of repossessed Federal Housing Administration property, valued at \$773,208, afforded important savings to other agencies.

In connection with the President's program of establishing mechanical projects in the National Youth Administration, the Branch of Supply effected transfers of 2,033 lots of clothing, machinery, and other equipment, aggregating \$3,554,155 in value.

Sales of property surplus to the emergency activities in the field resulted in 967 awards, representing a return of over \$133,000. Total sales of surplus emergency property to June 30, 1939, amounted to \$375,178.

In the District of Columbia, the issuance of reconditioned surplus property valued at \$17,884 (53 percent of the cost when new) yielded a saving of \$15,858, and the issuance of "As Is" surplus property valued at \$17,941 (15 percent of the cost when new) yielded a saving of \$101,660. Proceeds from auction and waste material sales amounted to \$97,861, which was deposited in the Treasury as miscellaneous receipts.

The Procurement Division Garage issued 237,224 gallons of gasoline and 4,632 gallons of oil, made 29,740 vehicle servicings, and completed 3,266 repair jobs.

There were 21,270 minor typewriter repairs made at point of use and 1,957 repairs and adjustments made in the shop. Savings on this work, estimated at \$0.525 and \$1.04, respectively, indicated an economy of \$13,202 to the using offices.

In its advisory capacity to the departments and establishments in connection with telephone engineering work, the Procurement Division conducted surveys of the use and installation of telephones in Government offices in Washington, which resulted in improvements in methods, effecting savings of \$12,168 annually.

In connection with the purchases of cement in large volume, awards were made for 8,885,500 barrels in the approximate amount of \$12,440,000.

Among its special activities, the Branch of Supply continued the survey for the Bureau of Public Roads of all Federal-owned motor vehicles in the country. Assistance was rendered the Bureau of Customs in matters of design, procurement, and installation of equipment for a wool testing laboratory in Boston. A "Report on Identical Bidding Practices Experienced by the Treasury Department" was compiled and submitted for the information of the Temporary National Economic Committee.

Since December 1938, when this office undertook the procurement of all heavy equipment for the Civilian Conservation Corps, purchases have aggregated \$5,035,000 and consisted chiefly of motor vehicles, tractors, power shovels, rock crushers, and road machinery.

Centralization within the Procurement Division of all purchases of special furniture, fixtures, and furnishings for courthouses and executive offices, and similar special requirements entailed the utilization of the special facilities of this Branch for design, supervision of manufacture, inspection, and installation of unusual items, as illustrated by the recent treatment of the State Suite at the Union Station.

The loan of trucks to the Post Office Department for handling mail in the Christmas rush resulted in a saving of \$162,580, an increase of 14 percent over 1938.

Under the cooperative arrangement with the Department of Labor in its enforcement of the Walsh-Healy Act, data on manufacturing and industrial practices and records of Government purchases in various sections of the country were furnished to the Department of Labor, and rulings of the Department of Labor were transmitted to contractors.

The sale of blind-made products from 35 institutions throughout the country was coordinated through the Procurement Division. Since January 1939, purchases under the schedule covering these products totaled \$40,225.

The field procurement organization for purchases incident to the emergency relief program, covering the continental United States, Puerto Rico, and the Virgin Islands, was further reduced during the year as to the number of individual offices. North Dakota, South Dakota, and Minnesota were combined under a regional office with headquarters at St. Paul; Maine was consolidated under the Boston regional office; and eight district offices, suboffices within States, were discontinued. These changes resulted in substantial economies in salaries and rentals without delaying any service to meet the requirements of the Works Progress Administration and other emergency activities.

During 1939 the Washington and field procurement offices received 681,407 requisitions, issued 1,015,175 purchase orders, and passed for payment 1,437,513 vouchers, representing purchases amounting to \$233,307,268 against funds allocated to the emergency relief program, which amount is approximately 57 percent greater than that of 1938.

Approximately 1,880 new leases and 940 renewals of leases covering space for field offices for emergency relief work were effected, and a large number of agreements covering nearly a third of the space requirements were concluded on a rent-free or \$1 per annum basis.

At the request of the Customs Service, especially qualified personnel of this office were assigned to survey requirements and make recommendations toward an economical replacement of outmoded office equipment and furniture in the New York Customs Building, a particular feature being the modernization of a large filing installation.

Under Public No. 117, approved June 7, 1939, the responsibility was placed on the Procurement Division for the preparation of specifications and for the procurement of strategic and critical materials for industrial, military, and naval needs for common defense as developed under the provisions of that act. The portion of the act which relates to these activities appears as exhibit 40 on page 304.

Director's Order No. 73, approved by the President on June 10, 1939, directs the consolidation under the Procurement Division of the procurement functions of the Government, except those for the Army, Navy, and Marine Corps. The order also provides that the offices of the Procurement Division now existing in the several States shall form the nucleus for the field activities of a general procurement service. In furtherance of the order, questionnaires were circulated to secure general information as a basis for the development of plans. Investigators made personal surveys of certain activities which it was felt might be absorbed as of July 1, 1939.

With the transfer of the Public Buildings Branch from the Procurement Division to the Federal Works Agency, in accordance with the President's Reorganization Plan No. I, dated April 25, 1939, and effective July 1, 1939, the Branch of Supply will continue as the "Procurement Division."

PUBLIC DEBT SERVICE

The Public Debt Service is charged with the conduct of transactions in public debt securities of the United States, the verification of United States currency redeemed by the Treasurer of the United States and of imperfect securities delivered by the Bureau of Engraving and Printing, the destruction of redeemed currency and other securities authorized to be destroyed, and the procurement of distinctive paper for currency and public debt securities.

The Public Debt Service comprises the Office of the Commissioner, the Division of Loans and Currency, the Office of the Register of the Treasury, the Division of Paper Custody, the Division of Public Debt Accounts and Audit, and the Destruction Committee, with a small field force at the mill of the contractor for distinctive paper. The Federal Reserve banks, as fiscal agents of the United States, function as a field force for public debt transactions, and the Postal Service functions in like manner for the sale of United States savings bonds.

The following statements, submitted by the administrative units of the Public Debt Service, summarize the transactions conducted during the year:

Division of Loans and Currency

The Division of Loans and Currency is the active agent of the Secretary of the Treasury for the issue of all public debt obligations of the United States and for conducting transactions in such obligations after issue. It is also responsible for the issue of bonds or other obligations of Puerto Rico and the Philippine Islands, for which the Treasury Department acts as fiscal agent, and of the securities of various Government corporations and credit agencies. The Division undertakes the safekeeping of these securities for certain Government offices. It also counts and delivers to the Destruction Committee the United States currency canceled as unfit and mutilated paper (spoilage, etc.) received from the Division of Paper Custody and the Bureau of Engraving and Printing.

Issue and retirement of securities.—The following is a summary of the issue and retirement of securities conducted through this Division during the fiscal year 1939. Detailed accounts of all transactions in public debt securities of the United States are presented in formal statements elsewhere in the report.

Transactions in United States and insular securities and in securities of various Government corporations and credit agencies, fiscal year 1939

[Principal amount]

Transaction	Bearer	Registered	Total
Public debt securities:¹			
On hand June 30, 1938.....	\$14,546,785,030.00	* \$3,130,623,680.00	\$17,677,408,710.00
Unissued stock returned to Division.....		131,131,450.00	131,131,450.00
Received from Bureau of Engraving and Printing.....	18,868,035,000.00	4,346,072,900.00	23,214,107,900.00
Total to be accounted for.....	33,414,820,030.00	7,607,828,030.00	41,022,648,060.00
Stock shipments to Federal Reserve banks and post offices.....	17,274,346,100.00	1,105,845,875.00	18,380,191,975.00
Issued by Division.....	20,030,900.00	3,001,035,655.00	3,021,066,555.00
Unissued stock delivered to Register of the Treasury.....	687,069,350.00	57,252,490.00	744,321,840.00
Total disposals.....	17,981,446,350.00	4,164,134,020.00	22,145,580,370.00
On hand June 30, 1939.....	15,433,373,680.00	3,443,694,010.00	18,877,067,690.00
Retired and redeemed.....	259,153,795.75	2,074,064,415.00	2,333,218,210.75
Insular securities and securities of Government corporations and credit agencies:			
On hand June 30, 1938.....	3,641,599,850.00	1,451,201,000.00	5,092,800,850.00
Unissued stock returned to Division.....	82,500.00		82,500.00
Received from Bureau of Engraving and Printing.....	6,228,200,000.00	287,095,800.00	6,515,295,800.00
Total to be accounted for.....	9,869,882,350.00	1,738,296,800.00	11,608,179,150.00
Stock shipments to Federal Reserve banks and post offices.....	3,508,362,475.00		3,508,362,475.00
Issued by Division.....	16,648,450.00	126,655,700.00	143,304,150.00
Unissued stock delivered to Register of the Treasury.....	234,325,300.00	115,103,300.00	349,428,600.00
Total disposals.....	3,759,336,225.00	241,759,000.00	4,001,095,225.00
On hand June 30, 1939.....	6,110,546,125.00	1,496,537,800.00	7,607,083,925.00
Retired and redeemed.....	32,907,625.00	167,849,611.09	200,757,236.09

¹ Includes adjusted service bonds and United States savings bonds.

* Revised.

United States savings bonds.—On June 30, 1938, there were 2,613,821 pieces of United States savings bonds on hand with a maturity value of \$424,687,450. During the fiscal year the Division received from the Bureau of Engraving and Printing 4,077,000 pieces with a maturity value of \$1,131,637,500 and 449,850 pieces with a maturity value of \$131,131,450 were returned to stock. Of these bonds, 4,058,488 pieces with a maturity value of \$1,125,719,650 were issued and 971,967 pieces amounting to \$57,036,150 were delivered to the Register of the Treasury, leaving a balance on hand on June 30, 1939, of 2,110,216 pieces with a maturity value of \$504,700,600.

Original registration stubs from United States savings bonds sold which were received and audited, savings bonds redeemed prior to maturity which were received and registration discharged before payment, and savings bonds redeemed prior to maturity which were received and registration discharged after payment, during the fiscal year 1939, are shown in the following table:

Transactions concerning United States savings bonds, fiscal year 1939

Series	Number of pieces						Sales price	Maturity value
	\$25	\$50	\$100	\$500	\$1,000	Total		
Original registration stubs from savings bonds sold—received and audited								
B-1936-----	2	7	7	1	2	19	\$2,700.00	\$3,600.00
C-1937-----	5	2	18	2	25	52	21,018.75	28,025.00
C-1938-----	455,447	326,724	497,001	128,188	267,857	1,675,217	307,030,106.25	409,373,475.00
D-1939-----	370,604	243,472	376,956	103,644	337,835	1,432,511	336,593,475.00	448,791,300.00
Total registration stubs-----	826,058	570,205	873,982	231,835	605,719	3,107,799	643,647,300.00	858,196,400.00
Savings bonds redeemed prior to maturity—received and registration discharged before payment.								
A-1935-----	1,369	1,130	2,765	1,043	1,130	7,437	-----	\$2,018,725.00
B-1936-----	1,709	1,758	3,901	1,296	2,270	10,934	-----	3,438,725.00
C-1937-----	2,971	2,117	4,610	1,356	3,293	14,347	-----	4,612,125.00
C-1938-----	2,614	1,810	3,535	987	2,768	11,714	-----	3,770,850.00
D-1939-----	218	153	317	84	295	1,067	-----	381,800.00
Total-----	8,881	6,968	15,128	4,766	9,756	45,499	-----	14,222,225.00
Savings bonds redeemed prior to maturity—received and registration discharged after payment								
A-1935-----	9,809	7,179	14,155	4,517	4,226	39,886	-----	\$8,504,175.00
B-1936-----	23,727	18,866	30,500	8,312	10,150	91,555	-----	18,892,475.00
C-1937-----	50,514	34,812	52,563	12,087	16,001	165,977	-----	30,304,250.00
C-1938-----	58,818	34,317	48,705	10,526	14,376	166,742	-----	27,695,800.00
D-1939-----	1,663	694	1,149	289	535	4,330	-----	870,675.00
Total-----	144,531	95,868	147,072	35,731	45,288	468,490	-----	86,267,375.00
Grand total savings bonds-----	153,412	102,836	162,200	40,497	55,044	513,989	-----	100,489,600.00

Individual registered accounts.—Individual accounts are maintained in connection with registered issues of the United States and of securities of various Government corporations and credit agencies;

and interest is paid periodically in the form of checks on the interest-bearing debt. The accounts open on June 30, 1939, were as follows:

Registered issues	Number of accounts	Principal
Public debt:		
Interest-bearing loans.....	442,011	\$6,482,973,666.40
Matured loans (Liberty, Victory, pre-war, and postal savings).....	15,212	8,259,800.00
Total public debt issues.....	457,223	6,491,233,526.40
Others:		
Home Owners' Loan Corporation bonds.....	5,014	230,518,000.00
Federal Farm Mortgage Corporation bonds.....	17,198	146,016,500.00
Consolidated Federal farm loan bonds.....	9,324	42,714,700.00
Mutual mortgage insurance fund debentures.....	321	2,634,398.67
Total other issues.....	31,857	421,883,598.67
Grand total.....	489,080	6,913,117,125.07

There were 43,619 individual accounts closed for registered Liberty bonds, Victory notes, special Treasury notes, pre-war and postal savings issues, and Treasury bonds; and 11,343 accounts were decreased, representing retirements of securities in the amount of \$1,787,525,390 par value. In connection with the same loans, 22,283 new accounts, involving \$2,258,538,430 of principal, were opened. During the year 23,312 changes of address for the mailing of interest checks were made.

Interest on registered Treasury bonds was paid on due dates in the form of 837,843 checks amounting to \$81,764,211.91; on registered securities of the pre-war and postal savings loans, 69,595 checks for \$4,218,356.50 were issued; and on registered Treasury notes and certificates of indebtedness, interest payable by 6 checks amounting to \$15,269,798.35 was certified to the Treasurer of the United States. Also 1 check was issued in payment of interest amounting to \$22,507,108.04 on the 4½ percent adjusted service bonds—United States Government life insurance fund series. There were received from the Bureau of Engraving and Printing 1,032,300 checks as stock and there were canceled and delivered to the Destruction Committee stock consisting of 5 valid checks and 5,122 void checks.

Claims.—Claims for relief on account of lost, stolen, destroyed, and mutilated securities handled by the Division of Loans and Currency within the fiscal year were as follows:

Claims	Number of claims	Number of securities	Par amount of securities
	Public debt issues ¹		
On hand July 1, 1938.....	11,862	43,420	\$5,535,567.50
Received.....	3,091	8,645	1,482,299.74
Total to be accounted for.....	14,953	52,065	7,017,777.24
Settled by:			
Reissue or redemption of securities.....	1,389	4,167	424,759.49
Recovery of securities.....	1,448	8,693	761,550.00
Disallowance of claims and credit allowed.....	219	879	227,800.00
Total disposals.....	3,056	13,739	1,414,109.49
On hand June 30, 1939.....	11,897	38,326	5,603,667.75

¹ Includes adjusted service bonds.

Claims	Number of claims	Number of securities	Par amount of securities
	Home Owners' Loan Corporation, Federal Farm Mortgage Corporation, and consolidated Federal farm loan bonds, and Reconstruction Finance Corporation notes		
On hand July 1, 1938.....	257	1,137	\$417,200.00
Received.....	80	321	125,677.25
Total to be accounted for.....	337	1,458	542,877.25
Settled by recovery, redemption, or no relief.....	67	235	88,652.25
On hand June 30, 1939.....	270	1,223	454,225.00

Safekeeping of securities.—During the fiscal year transactions in securities held in safekeeping were as follows:

Issues	On hand June 30, 1938	Received and receipts issued	Released	On hand June 30, 1939
Public debt issues.....	\$2,569,675,806.40	\$2,533,187,000.00	\$1,535,058,000.00	\$3,567,804,806.40
Insular securities.....	6,642,500.00			6,642,500.00
Home Owners' Loan Corporation bonds.....	15,000,150.00	92,002,975.00	87,002,975.00	20,000,150.00
Total.....	2,591,318,456.40	2,625,189,975.00	1,622,060,975.00	3,594,447,456.40

Mutilated paper and redeemed currency.—Mutilated paper verified and delivered to the Destruction Committee consisted of 41,343,952 sheets and coupons of which 41,235,240 sheets and coupons were received from the Bureau of Engraving and Printing and 108,712 sheets from the Division of Paper Custody.

Redeemed currency, unfit for circulation, counted and delivered to the Destruction Committee during the year amounted to 808,258,844 pieces, representing \$1,456,220,470, detailed as follows:

Currency	Pieces	Face value
United States notes.....	46,485,677	\$190,404,300
Silver certificates.....	761,555,734	1,260,835,800
Gold certificates.....	216,840	4,977,470
Treasury notes.....	593	2,900
Total.....	808,258,844	1,456,220,470

In addition to the securities which were delivered to the Register of the Treasury, the Division canceled and delivered to the Register 3,446,081 coupons amounting to \$334,010,964.44. Of these, 2,984,451 were public debt coupons amounting to \$288,427,949.04, and 461,630 amounting to \$45,583,015.40 were coupons from securities of Government corporations and credit agencies.

Register of the Treasury

The Register of the Treasury conducts the final audit and has custody of all retired public debt securities, including interest coupons, and performs a like function with respect to the securities of the Home

Owners' Loan Corporation, Federal Farm Mortgage Corporation, Federal Housing Administration, Reconstruction Finance Corporation, Federal National Mortgage Association, Commodity Credit Corporation, United States Housing Authority, and the consolidated obligations of the Federal home loan banks and the Federal land banks. The Register also retires bonds of the insular possessions which are exchanged for other securities.

The Register renders monthly certification to the Comptroller General of all public debt securities redeemed by the Treasurer of the United States and establishes credits due the Federal Reserve banks and the Division of Loans and Currency for securities forwarded by them on account of exchanges, replacements, transfers of registration, etc.

The following statement sets forth, by class of security, the total number and face value of documents which were received by the Register's Office on account of transactions during the fiscal year 1939:

Summary of securities received by the Register of the Treasury on account of transactions during the fiscal year 1939

Security	Bearer		Registered	
	Pieces	Amount	Pieces	Amount
	Redeemed			
Public debt securities:				
Pre-war and postal savings bonds.....	52	\$8,510.00	148	\$301,520.00
Liberty loans.....	26,176	5,851,200.00	4,275	2,172,600.00
Treasury bonds.....	15	9,000.00		
Treasury notes.....	172,930	3,099,627,050.00	188	112,583,000.00
United States savings bonds.....			552,674	82,063,167.00
Adjusted service bonds.....			847,376	42,368,800.00
Certificates of indebtedness.....	289	610,050.00	160	1,360,300,000.00
Treasury bills.....	82,487	5,068,764,000.00		
Treasury (war) savings securities.....	53,393	74,122.16	1,922	28,411.00
Interest coupons.....	8,432,183	1516,791,223.37		
Other securities:				
Home Owners' Loan Corporation:				
Bonds.....	339,052	1,050,697,600.00	1,729	97,777,000.00
Interest coupons.....	2,741,279	255,110,204.58		
Interest checks.....			11,094	6,432,370.00
Federal Farm Mortgage Corporation:				
Interest coupons.....	1,036,018	24,430,172.47		
Interest checks.....			35,475	4,783,551.18
Consolidated Federal farm loans of the Federal land banks:				
Interest coupons.....	786,674	22,449,650.94		
Interest checks.....			19,205	1,355,681.41
Federal Housing Administration:				
Mutual mortgage insurance fund debentures.....			213	191,461.09
Mutual mortgage insurance fund interest checks.....			852	55,414.56
Federal home loan banks:				
Consolidated debentures.....	7,924	27,990,000.00		
Interest coupons.....	37,141	863,642.50		
Reconstruction Finance Corporation interest coupons.....	16,859	922,766.81		
Commodity Credit Corporation interest coupons.....	12,203	773,051.25		
Federal National Mortgage Association interest coupons.....	11,826	589,850.00		
Total.....	13,756,501	9,873,562,094.08	1,475,271	1,710,412,976.24

¹ Represents audited figures through October 1938 settlement and includes November and December 1938 and January, February, and March 1939 settlements in process of audit. Does not include securities chargeable to fiscal year 1939 not received from Treasurer.

² Represents audited figures through November 1938 settlement and includes December 1938 and January, February, and March 1939 settlements in process of audit. Does not include securities chargeable to fiscal year 1939 not received from Treasurer.

³ Represents received figures through March 1939 settlement in process of audit. Does not include securities chargeable to fiscal year 1939 not received from Treasurer.

Summary of securities received by the Register of the Treasury on account of transactions during the fiscal year 1939—Continued

Security	Bearer		Registered	
	Pieces	Amount	Pieces	Amount
Retired on account of exchanges for other securities, etc.				
Public debt securities:				
Pre-war and postal savings bonds.....	928	\$357,560.00	12,631	\$10,373,820.00
Liberty loans.....	2,009	135,350.00		
Treasury bonds.....	512,918	2,032,652,000.00	86,274	331,783,050.00
Treasury notes.....	248,666	3,115,251,500.00	11	99,175,000.00
United States savings bonds.....			29,695	11,567,400.00
Adjusted service bonds.....			1,682	84,100.00
Treasury bills.....	8,369	703,918,000.00		
First 3½ percent Liberty loan interim certificates.....	4	250.00		
Other securities:				
Insular possessions loans.....	2,330	2,330,000.00	781	1,670,000.00
Home Owners' Loan Corporation bonds.....	252,609	386,323,550.00	3,534	25,730,000.00
Federal Farm Mortgage Corporation bonds.....	87,639	111,025,900.00	7,475	37,225,100.00
Consolidated Federal farm loans of the Federal land banks, bonds.....	16,733	32,573,500.00	3,209	2,270,600.00
Federal Housing Administration, mutual mortgage insurance fund debentures.....			340	520,450.00
Federal home loan banks, consolidated debentures.....	1,941	6,865,000.00		
Reconstruction Finance Corporation notes.....	15,087	358,973,000.00		
Commodity Credit Corporation notes.....	1,663	20,715,000.00		
Federal National Mortgage Association notes.....	13,591	84,857,000.00		
United States Housing Authority notes.....	19,255	108,337,000.00		
Total.....	1,183,742	6,964,314,610.00	145,632	520,399,520.00
Unissued stock retired				
Public debt securities:				
Pre-war and postal savings bonds.....			1,025	\$216,340.00
Treasury bonds.....	29,431	\$137,074,000.00		
Treasury notes.....	312,937	1,078,615,500.00	589	No value
United States savings bonds.....			1,027,108	71,437,575.00
Treasury bills.....	15,622	1,069,982,000.00		
Interest coupons.....	4,355,035	413,088,089.26		
Other securities:				
Home Owners' Loan Corporation:				
Bonds.....	48,461	287,772,775.00	56	115,085,000.00
Interest coupons.....	393,941	41,809,968.13		
Federal Farm Mortgage Corporation:				
Bonds.....	1,075	2,770,000.00	19	12,200.00
Interest coupons.....	295,463	16,738,983.27		
Consolidated Federal farm loans of the Federal land banks:				
Bonds.....	10,710	13,750,000.00	13	6,100.00
Interest coupons.....	252,475	7,016,257.22		
Federal home loan banks:				
Consolidated debentures.....	2,918	53,975,000.00		
Interest coupons.....	38,954	1,608,525.00		
Reconstruction Finance Corporation:				
Notes.....	500	500,000.00		
Interest coupons.....	9,779	772,991.53		
Commodity Credit Corporation interest coupons.....	17,304	542,261.25		
Federal National Mortgage Association:				
Notes.....	55,556	176,535,000.00		
Interest coupons.....	53,272	1,399,910.00		
United States Housing Authority notes.....	6,348	62,634,000.00		
Total.....	5,899,781	3,366,585,260.66	1,028,810	186,757,215.00

Summary of securities received by the Register of the Treasury on account of transactions during the fiscal year 1939—Continued

Security	Bearer		Registered	
	Pieces	Amount	Pieces	Amount
	Recapitulation			
Public debt securities:				
Pre-war and postal savings bonds	980	\$366,070.00	13,804	\$10,891,680.00
Liberty loans	28,185	5,986,550.00	4,275	2,172,600.00
Treasury bonds	542,364	2,169,735,000.00	86,274	331,783,050.00
Treasury notes	734,533	7,293,494,050.00	788	211,758,000.00
United States savings bonds			1,609,437	165,068,142.00
Adjusted service bonds			849,058	42,452,900.00
Certificates of indebtedness	289	610,050.00	160	1,360,300,000.00
Treasury bills	106,478	6,840,664,000.00		
Treasury (war) savings securities	53,393	74,122.16	1,922	28,411.00
First 3½ percent Liberty loan interim certificates	4	250.00		
Interest coupons	12,787,218	929,879,312.63		
Other securities:				
Insular possessions loans	2,330	2,330,000.00	781	1,670,000.00
Home Owners' Loan Corporation:				
Bonds	640,122	1,724,793,925.00	5,319	238,592,000.00
Interest coupons	3,135,220	96,920,172.71		
Interest checks			11,094	6,432,370.00
Federal Farm Mortgage Corporation:				
Bonds	88,714	113,795,900.00	7,494	37,237,300.00
Interest coupons	1,331,481	41,169,155.74		
Interest checks			35,475	4,783,551.18
Consolidated Federal farm loans of the Federal land banks:				
Bonds	27,443	46,323,500.00	3,222	2,276,700.00
Interest coupons	1,039,149	29,465,908.16		
Interest checks			19,205	1,355,681.41
Federal Housing Administration:				
Mutual mortgage insurance fund debentures			553	711,911.09
Mutual mortgage insurance fund interest checks			852	55,414.56
Federal home loan banks:				
Consolidated debentures	12,783	88,830,000.00		
Interest coupons	76,095	2,472,167.50		
Reconstruction Finance Corporation:				
Notes	15,587	359,473,000.00		
Interest coupons	26,638	1,695,758.34		
Commodity Credit Corporation:				
Notes	1,663	20,715,000.00		
Interest coupons	29,507	1,315,312.50		
Federal National Mortgage Association:				
Notes	69,147	261,392,000.00		
Interest coupons	65,098	1,989,760.00		
United States Housing Authority notes	25,603	170,971,000.00		
Total	20,840,024	20,204,461,964.74	2,649,713	2,417,569,711.24

NOTE.—Redeemed securities (interest coupons not included) are represented by received figures subsequent to January 1939 settlement.

Division of Paper Custody

The Division of Paper Custody receives from the contractors all distinctive paper used in printing public debt obligations and paper currency of the United States, Cuba, and the Philippine Islands; issues such paper to the Bureau of Engraving and Printing against orders to print, and certifies to public vouchers in payment of the paper. The Division also maintains records of all receipts and issues of Federal Reserve notes stored in the Federal Reserve vault.

The following tables summarize the operations of this Division during the fiscal year 1939:

Receipts and issues of distinctive and nondistinctive paper, fiscal year 1939

Kind	Sheets			
	On hand July 1, 1938	Receipts	Issues	On hand June 30, 1939
Distinctive paper for United States currency and Federal Reserve notes, 12 subjects	10,656,906	125,550,030	114,825,186	21,381,750
Distinctive paper for United States bonds	2,972,086	2,818,602	4,278,151	1,512,537
Parchment, artificial parchment, and parchment deed paper	157,187	88,775	102,934	143,028
Miscellaneous paper	512,008	657,439	346,723	823,324
Distinctive paper for Cuban currency	15,233	657,000	650,030	22,203
Distinctive paper for Philippine Islands currency	838,975	2	517,504	321,473
Postal card for Philippine Islands	1,344	39,175	21,676	18,843
Total	15,154,339	129,811,023	120,742,204	24,223,158

Federal Reserve notes, series 1934, received and issued, fiscal year 1939

On hand July 1, 1938	\$2,996,460,000
Received	1,897,920,000
Total	4,894,380,000
Issued	1,654,460,000
On hand June 30, 1939	3,239,920,000

There were no transactions during the year in Federal Reserve notes, series 1928, or in Federal Reserve bank notes, series 1929, of which \$2,813,100,000 and \$450,800,000, respectively, were on hand.

Division of Public Debt Accounts and Audit

This Division maintains administrative control accounts for all official transactions in the public debt conducted by the various Treasury offices and the Federal Reserve banks as fiscal agents of the United States, and also for transactions involving paper used for printing public debt and other securities, United States currency, stamps, etc., and miscellaneous securities and documents in the Bureau of Engraving and Printing. Also included in the administrative control accounts of this Division are transactions in bonds of the Home Owners' Loan Corporation and the Federal Farm Mortgage Corporation, in consolidated Federal farm loan bonds of the Federal land banks, in notes of the Commodity Credit Corporation, Reconstruction Finance Corporation, and United States Housing Authority, and in debentures of the Federal home loan banks and the Federal Housing Administration, conducted by the Treasury and Federal Reserve banks, similar to those in public debt securities. Numerous administrative audit functions are performed in connection with the foregoing. The Division maintains control accounts for various classes of unissued currency in reserve stocks of the Treasurer of the United States, and conducts administrative examinations and physical audits of such unissued stocks of currency and of cash balances in custody, and of collateral securities held in trust in the offices of the Treasurer of the United States.

During the fiscal year 185 audits were conducted, involving physical counts of securities, currency, distinctive and nondistinctive paper, interest checks, etc., amounting to about \$56,000,000,000 in face

value and 102,000,000 in number of pieces; an examination and audit of 3,000,000 individual accounts of holders of registered bonds aggregating \$884,000,000 in value; and an audit of the numerical registers involving an examination of 7,000,000 spaces representing bonds retired or outstanding. Other special audits under instructions of the Secretary of the Treasury were also conducted.

The Division determined and certified credits to the cumulative sinking fund and amounts in the sinking fund available for expenditure from time to time, interest on all classes of public debt securities and securities of various Government corporations and credit agencies which became due and payable on their respective interest-payment dates, and the amount of each form of such securities and unpaid interest outstanding each month. It prepared estimates of interest to become payable on public debt securities in future fiscal years, and of expenditures to be made on account of retirements for the sinking fund and other special accounts, and prepared statements showing the accountability of Federal Reserve banks for public debt and other securities for the use of Federal Reserve Board examiners in their periodical examinations of those banks. Numerous data pertaining to public debt and other transactions for various interested offices and individuals were also compiled.

Destruction Committee

The following table summarizes the securities (including redeemed canceled currency) and miscellaneous items received from the various offices and destroyed by the Destruction Committee during the year:

*Number and face amount of securities and miscellaneous items destroyed by the
Destruction Committee, fiscal year 1939*

Office making delivery, and items	Number of pieces	Face value
Division of Loans and Currency and Treasurer of the United States:		
United States notes.....	46,496,737	\$190,500,700.00
Silver certificates.....	760,785,084	1,259,932,150.00
Gold certificates.....	217,161	4,984,510.00
Treasury notes.....	593	2,900.00
Total.....	807,499,575	1,455,420,260.00
Comptroller of the Currency, national banks, and Federal Reserve bank agents:		
National bank notes.....	2,296,251	31,396,323.00
Federal Reserve bank notes.....	283,689	4,766,012.00
Federal Reserve notes.....	103,271,402	1,370,319,750.00
Total.....	105,851,342	1,406,482,085.00
Register of the Treasury:		
Principal pieces.....	5,423,237	6,078,892,113.95
Coupons.....	35,578,307	718,417,043.26
Total.....	41,001,544	6,797,309,157.21
Bureau of Internal Revenue: Miscellaneous stamps.....		47,646,805.52
Farm Credit Administration: Canceled coupons.....	6,634,532	188,480,286.23
Grand total.....	960,986,993	9,895,338,593.96
Division of Loans and Currency:		
For Bureau of Engraving and Printing—mutilated work.....	123,284,831	
For Division of Paper Custody—paper.....	108,712	
Interest checks.....	5,127	
Photostats.....	864	
Void coupons.....	17,950,411	
Total.....	41,349,945	

PUBLIC HEALTH SERVICE¹

On July 1, 1939, the Public Health Service was transferred to the Federal Security Agency in accordance with the Reorganization Act of April 3, 1939, and the first plan on Government reorganization transmitted by the President to the Congress on April 25. It had been under the administrative jurisdiction of the Treasury Department since it was created in 1798. The following report covers the activities of the Service during the fiscal year 1939, prior to its transfer.

Public health work under the Social Security Act

The expansion of State and Federal public health activities, the increase in and improved qualifications of State and local public health personnel, and the extension of research represent the most important progress made in the public health program under the provisions of title VI of the Social Security Act.

Section 601.—The stimulus given to the maintenance and improvement of public health facilities by the grants-in-aid program has had a fourfold result: (1) Annual State and local appropriations have increased more than \$13,000,000 since January 1935; (2) the number of local health units under whole-time medical direction has been increased tremendously (the number of counties under such direction has increased from 594 to 1,371); (3) great progress has been made in the provision of more diversified service in established health departments by the addition of new activities; and (4) accredited technical training has been provided for some 5,400 employees of health departments through the use of Federal funds. Section 601 is administered by the Division of Domestic Quarantine in connection with other regular work of this Division, a discussion of which will be found on page 208.

The total allotments of Federal funds to the States for the fiscal year amounted to \$8,207,941, made up of an appropriation of \$8,000,000 and a balance of \$207,941 remaining unpaid from the fiscal year 1938. Of the total allotment, \$7,985,120 was paid to the States, leaving an unpaid balance of \$222,821 for the fiscal year 1939.

The following table shows amounts paid to each State, the District of Columbia, Alaska, and Hawaii for the fiscal year 1939:

Payments to States under section 601 of the Social Security Act, fiscal year 1939

States, etc.	Total payment	States, etc.	Total payment
Alabama.....	\$234,016.00	Indiana.....	\$188,073.00
Alaska.....	35,855.00	Iowa.....	167,771.00
Arizona.....	54,878.00	Kansas.....	108,235.25
Arkansas.....	171,945.00	Kentucky.....	215,291.00
California.....	305,248.00	Louisiana.....	153,039.00
Colorado.....	84,354.00	Maine.....	64,089.00
Connecticut.....	93,895.00	Maryland.....	123,487.00
Delaware.....	29,957.00	Massachusetts.....	231,808.00
District of Columbia.....	58,726.00	Michigan.....	247,003.67
Florida.....	137,184.00	Minnesota.....	178,127.00
Georgia.....	266,435.00	Mississippi.....	181,587.00
Hawaii.....	58,111.00	Missouri.....	219,589.00
Idaho.....	67,458.00	Montana.....	53,145.00
Illinois.....	362,428.00	Nebraska.....	45,465.43

¹ More detailed information concerning the activities of the Public Health Service is contained in the annual report of the Surgeon General.

Payments to States under section 601 of the Social Security Act, fiscal year 1939—
Continued

States, etc.	Total payment	States, etc.	Total payment
Nevada.....	\$23,700.00	South Dakota.....	\$68,723.00
New Hampshire.....	47,053.00	Tennessee.....	236,777.00
New Jersey.....	199,531.00	Texas.....	352,112.94
New Mexico.....	71,439.00	Utah.....	59,974.00
New York.....	517,987.50	Vermont.....	43,432.92
North Carolina.....	305,960.00	Virginia.....	199,402.00
North Dakota.....	19,089.37	Washington.....	86,766.00
Ohio.....	334,121.22	West Virginia.....	139,300.00
Oklahoma.....	163,672.00	Wisconsin.....	156,395.00
Oregon.....	88,176.00	Wyoming.....	13,943.31
Pennsylvania.....	460,456.00		
Rhode Island.....	58,875.00	Total.....	7,985,119.61
South Carolina.....	196,033.00		

The purposes for which funds from all sources were budgeted during the year in the cooperative health program are shown in the following table:

Funds from all sources budgeted in cooperative health work, classified according to purpose, fiscal year 1939

Purpose	Amount ¹	Percent	Amount ¹	Percent
General administration.....			\$2,530,436.21	4.96
Training.....			1,493,078.58	2.92
State-wide health services:				
Preventable disease control:				
Venereal diseases.....	\$1,207,636.61	2.37		
General.....	1,179,062.25	2.31		
Tuberculosis.....	720,193.39	1.41		
Cancer.....	459,035.64	.90		
Pneumonia.....	424,326.17	.83		
Malaria.....	159,094.99	.31		
Rodent plague.....	149,568.22	.29		
Trachoma.....	46,910.20	.09		
Total.....	4,346,427.47	8.51		
Laboratory.....	3,762,650.18	7.37		
Sanitary engineering.....	2,561,054.60	5.01		
Maternal and child health.....	2,141,136.05	4.19		
Vital statistics.....	1,303,621.84	2.55		
Public health nursing.....	1,176,167.65	2.30		
Supervision of local health services.....	809,834.98	1.76		
Food and drugs.....	524,531.23	1.03		
Aid to crippled children.....	506,418.42	.99		
Industrial hygiene.....	468,504.24	.92		
Public health education.....	416,290.74	.81		
School inspection.....	230,986.00	.45		
Dental hygiene.....	187,377.52	.37		
Inspection services.....	107,334.00	.21		
Narcotic drug control.....	67,070.0 ^a	.13		
Medical care, transients.....	52,200.00	.10		
Medical care, Hawaii.....	48,546.49	.10		
Mental hygiene.....	46,255.00	.09		
Embalming and undertaking.....	30,610.00	.06		
Board of examiners and registration.....	22,871.57	.04		
Health survey.....	3,600.00	.01		
Heart survey.....	3,350.00	.01		
Sanatoriums.....	4,778,296.93	9.36		
Total.....			23,655,134.91	46.37
Local health services.....			23,367,711.37	45.75
Total.....			51,076,361.07	100.00

¹ Includes balances carried forward from preceding year.

During the year special consultant services were rendered to the States on public health administration, public health nursing, dental health work, nutrition, industrial hygiene, public health engineering,

and the control of preventable diseases, particularly pneumonia, cancer, and acute anterior poliomyelitis.

When Federal funds appropriated for the specific purpose of venereal disease control became available to the States on July 1, 1938, a number of State health officers found it possible to release for other public health purposes a portion of the Federal funds allotted under section 601 of the Social Security Act. In other States, where the venereal disease problem was greater and Federal venereal disease control funds, together with State and local appropriations, were insufficient to meet present needs, State health officers continued to use a portion of their Social Security funds for venereal disease control activities. The activities of the Division of Venereal Diseases will be found on page 211 of this report.

Section 603.—In order to carry out the provisions of section 603 of the Social Security Act, an appropriation of \$1,600,000 was made to the Public Health Service for investigation of disease and problems of sanitation and for various administrative expenses. Of this amount \$1,025,762 was allotted to the National Institute of Health to be used for studies of infectious diseases, chemistry, pharmacology, industrial hygiene, public health methods, pathology, cooperative measures, and activities connected therewith. This work is carried on in connection with the regular work of the Institute, a discussion of which will be found on page 210.

Division of Sanitary Reports and Statistics

This Division is the clearing house for the Public Health Service in matters relating to health conditions and disease prevalence. Reports of the occurrence of quarantinable and other diseases are received from all parts of the world, and information regarding the incidence of all communicable diseases in the United States is received from the States in weekly, monthly, and annual reports. This information is compiled, published, and made available to health officers, sanitarians, and others who may need it in the work of protecting the public health.

The general death rate of the United States for the calendar year 1938, which in the absence of more accurate criteria is often used as an index of the health of the Nation, was 10.6 per 1,000 estimated population, the lowest on record, according to provisional death rates issued by the Bureau of the Census. This low figure was also borne out by a special survey made by the Service in a group of States representing 90 percent of the estimated total population of the country. The provisional mortality figures for 1938 also gave the United States a new low record for infant mortality, with a rate of 50.9 per 1,000 live births, as compared with 54.4 for 1937.

New low death rates were reported for 1938, according to provisional figures, for the following diseases: Typhoid and paratyphoid fever, scarlet fever, diphtheria, poliomyelitis, meningitis, tuberculosis, malaria, pellagra, diseases of the digestive system, nephritis, and diseases of pregnancy and childbirth.

The mortality rates from influenza, pneumonia, and accidental causes were the lowest in recent years. For the ninth consecutive year the maternal mortality rate decreased, and for the first time since mortality figures have been available for an appreciable number of

States, the death rate from tuberculosis was below 50 per 100,000 population.

On the other hand, unusual prevalence was reported for both smallpox and measles during 1938. A total of 14,939 cases of smallpox was reported, as compared with 11,673 for 1937; and the increased incidence of measles, which started late in 1937 and reached the peak in March 1938, resulted in a total of 822,811 cases for 1938 as compared with 321,510 for 1937. The incidence of poliomyelitis, 1,705 cases, was the lowest reported since 1915, when 22 States reported 1,634 cases.

There can be little doubt that among the important factors involved in achieving new low death rates are the expansion of the public health program, improved State and local health services, and intensive public health efforts directed against specific diseases. The high level of public health should be further improved by intensified attacks on specific diseases and specific health problems. It must be remembered that the general death rate does not present the complete health picture. Hidden in that rate are specific causes of death which can be further reduced, long periods of illness and disability from diseases with low death rates, such as malaria and pellagra, and the crippling effects and cost of syphilis which lie concealed in terminal and contributing causes of death.

Through the Office of Health Education, news releases were issued, exhibits, radio programs, motion pictures, and graphic arts material were prepared, and inexpensive pamphlets of popular types were printed and sold.

Division of Domestic Quarantine

States relations.—Active assistance to the several States and Territories was continued through the allocation of grants-in-aid under title VI of the Social Security Act, and consultative and technical aid was provided by personnel experienced and trained in public health administration and specific public health techniques.

The response of the State and local authorities to this assistance has been most gratifying. One result has been an increase in both State and local annual appropriations for health work. Other results are increased interest in and facilities for combating major health hazards, such as pneumonia, cancer, industrial hazards, and the nutritional diseases, and the improvement of basic services in the fields of public health administration, public health engineering, and public health nursing.

Plague-suppressive measures were continued in Hawaii and the Pacific and Mountain States. It has been demonstrated that rodent plague exists in all of the States west of the Rocky Mountains except Colorado, the plague having been found in Arizona and New Mexico during the year.

Cooperation with the States in the certification of water supplies used by interstate carriers was continued, and 98.4 percent of the supplies reported as used during the calendar year 1938 were certified.

A pollution survey of the Ohio River was instituted at the request of the Secretary of War with funds transferred from the War Department.

Works Progress Administration projects.—The Public Health Service continued its cooperation with the Works Progress Administration

in projects that have a fundamental bearing on the health of the people. During the year community sanitation projects were in operation in 1,291 counties in 39 States, and resulted in the construction of more than 376,000 privies of a sanitary type at homes, schools, dairies, and other places in localities where the installation of a sewerage system was impracticable. Approximately 3,700 miles of drainage ditches were constructed, which eliminated anopheline breeding waters in over 46,700 acres and provided added protection against malaria to more than 1,422,700 people living in the drained areas. The sealing of abandoned bituminous coal mines to reduce the amount of sulfuric acid drainage discharged into streams was in continuous operation in cooperation with the State health departments of seven States—Alabama, Illinois, Indiana, Maryland, Ohio, Pennsylvania, and West Virginia. Since the inception of these projects in 1935, approximately 4,000 mine units have been sealed, reducing by approximately 350,000 tons annually the amount of acid discharged into streams with the consequent improvement of the water supplies in the affected areas.

Detail of commissioned officers to other agencies.—At the request of State health authorities, four medical officers were detailed to States during the year to act as consultants in public health administration, and surveys of health conditions and facilities were made in Evansville, Ind., Tulsa, Okla., Alton, Ill., and Christian County, Ky. Officers were also detailed to the Social Security Board and the Farm Security Administration as advisers on problems of medical care.

Division of Foreign and Insular Quarantine

Quarantinable diseases continued to prevail in many parts of the world, but no cases reached any United States port. Examinations to prevent entry of cholera carriers were continued on the West Coast, but none was discovered.

During the year, 15,525 vessels carrying 1,926,529 passengers and crew were inspected by officers of the Service, and 830 vessels were fumigated. Laboratory examinations for plague infection were made of 3,151 of the 5,533 rats recovered following fumigation, but none was found infected.

Radio pratique was successfully operated at the larger ports and may now be considered to be an established procedure.

Further efforts were put forth to prevent live mosquitoes from being brought into this country by airplanes. This problem is receiving careful study in order to prevent introduction both of mosquitoes infected with yellow fever and of *Anopheles gambiae*, which is the vector involved in the occurrence of severe epidemics of malaria in eastern South America.

Inspections for quarantine and immigration purposes were made, at United States airports of entry, of 1,878 airplanes carrying 25,842 passengers, of whom 8,521 were aliens.

The quarantine regulations were amended to require 6 months detention for birds of the parrot family, as a precautionary measure against psittacosis, and to provide for the bacteriological examination of shaving brushes in the prevention of the introduction of anthrax.

Examination of 1,040,280 alien passengers and 812,058 alien seamen by medical officers of the Service at United States ports resulted

in the certification to immigration officials of 22,248 passengers and 1,088 seamen as being afflicted with some mental or physical defect or disease.

Unsettled conditions in Europe caused an increase in the number of aliens examined there during the year as compared with the preceding year. Public Health Service officers stationed in American consulates in foreign countries examined 72,488 applicants for immigration visas, 53,848 in the Eastern Hemisphere and 18,640 in the Western Hemisphere. Certifications for affliction with one or more of the defects or diseases requiring exclusion were made of 935 of those examined in the Eastern Hemisphere and 86 of those examined in the Western Hemisphere, while 11,121 of those examined in the Eastern Hemisphere and 2,345 of those examined in the Western Hemisphere were reported as being afflicted with a disease or condition which was likely to affect their ability to earn a living. Certification for affliction with a condition requiring deportation was made of only 2 aliens arriving in the United States from foreign ports at which they had undergone preliminary medical examinations.

National Institute of Health

New foci of spotted fever, until recent years thought to exist only in the northern Rocky Mountain region, have been discovered, and the disease is now reported in all but five New England States, Wisconsin, and Michigan. The number of demands for protective vaccine during the year was unprecedented. In addition to spotted fever, three other tick-borne diseases were studied—nine-mile fever, "Q" fever, and Colorado tick fever.

Five virus diseases received increased attention—influenza, rabies, encephalitis, poliomyelitis, and lymphocytic choriomeningitis. A very significant observation was made in the case of choriomeningitis. Infected mice were trapped in the homes of three proved cases of the disease in Washington, D. C., and eight other foci of infected mice not associated with known human cases were found, facts which strongly point to the mouse as a reservoir of infection. Numerous blood tests of persons living in various parts of the country indicate that more than 12 percent are immune.

An analysis of over 5,000 deaths from coronary occlusion in one large city showed an apparent increase in this condition of 125 percent over a 5-year period. The mean mortality age was 61.2 years, with greater frequency in men than in women.

Further extensive tests of scarlet fever immunization, using as the antigen a highly purified and tannic acid precipitated toxin, indicated no loss of immunity within a reasonable interval of time.

Two States have been added to the list of those in which Weil's disease, an acute infection, has been recognized.

In the work of cancer research, 9½ grams of radium were purchased, 8 grams of which were set aside for lending to hospitals for the treatment of patients as soon as the element is standardized. No charge can be made to patients for the use of this radium in cancer treatment. Thirteen grants, totaling \$85,962.50, were recommended and 29 new trainees were designated to receive instruction in the diagnosis and treatment of cancer. Fundamental studies of malignant tumors were centered largely upon the action of cancer-producing substances, synthetic compounds, and therapeutic problems.

Epidemiological field studies in industrial hygiene have shown the following: Of 530 fur felt hatters, 11 percent revealed chronic mercurialism; of 50 mica workers, after long-continued exposure to mica-dust, 20 percent revealed pneumoconiosis; and in 2,516 employees of the pottery industry it was indicated that silicosis is a hazard for workers exposed to dust concentrations in excess of 4 million particles per cubic foot.

A method for following air movement in air-conditioned buildings was developed, and the use and efficacy of helium-oxygen mixtures were determined in cases of compressed-air illness, or divers' paralysis.

Child hygiene studies on hearing showed that the percentage of children becoming deaf is greatest at 1 year of age, decreasing rapidly with each succeeding year.

The percentage of persons with history of rheumatic disease, who had parents with a similar history, was found to be consistent for two generations, a finding which points to heredity as a predisposing factor in this condition.

A new vitamin deficiency disease, which has been tentatively named "ariboflavinosis," has been identified and a satisfactory method of treatment has been developed.

In efforts to find a satisfactory substitute for morphine, clinical tests of a new derivative showed it to be twice as active as morphine itself, to establish tolerance slowly, and to have a very low addiction liability—qualities sought for in an acceptable substitute.

In experiments with the new drug sulfanilamide, no benefit could be demonstrated in animals infected with either typhus or spotted fever by the administration of the drug.

Work on the standardization of *Sordellii* antitoxin, used in the treatment of a type of gangrene, was completed, and a unit was adopted for testing the potency of this product.

The control of biologic preparations under the Federal licensure system continued on a high plane of efficiency. No untoward incident occurred to mar the satisfactory operation of the related law. Sixty-six establishments, 15 of them foreign, now hold Federal licenses for engaging in interstate traffic in biologic products.

Division of Venereal Diseases

The stimulus afforded by the passage of the Venereal Disease Control Act, approved May 24, 1938, has resulted in definite progress in the control of the venereal diseases. Federal funds were allocated to the States in the amount of \$2,400,000, supplementing \$4,300,000 of State and local funds. Advancement has been made in bringing adequate treatment within the reach of more patients and in expanding existing clinic facilities, resulting in an increase in the number of patients brought under treatment.

Many new clinics have been established throughout the United States for the care of expectant mothers with syphilis. The treatment of prenatal syphilis is recognized as a basic procedure in the control of syphilis; for only through the treatment of the expectant mother is it possible to protect the infant from the ravages of the disease.

Advances have been made in the case-holding activities of the clinics, and through the application of effective case-finding procedures it has been possible in many areas to bring large numbers of patients

with infectious syphilis under treatment. Epidemiological methods of case-finding have been supplemented by widespread serological surveys, and through these efforts it has been possible to bring an increasing number of patients under treatment in the early stages of the disease, when the outlook for cure is better.

Many State legislatures have passed laws designed to prevent the spread of the venereal diseases in marriage and to the future generation through prenatal infections. Nineteen States now require an examination, including a blood test for syphilis, of all applicants for marriage licenses, and 15 States require blood tests for syphilis on all expectant mothers.

Industrial organizations have for years been conscious of the role of the venereal diseases as a source of disability and inefficiency. The recent impetus afforded by the national campaign against these diseases has largely made possible the recent attack on these disabling and destructive infections in industry. During the year, industries having a working population of over 500,000 individuals either completed or had in progress serological surveys for syphilis. In addition, through cooperation of the Public Health Service and local health departments, other industries having a population in excess of 600,000 individuals have made plans for serological surveys.

A mechanical system for the morbidity reporting and treatment-progress control of the venereal diseases has been developed. The application of this system in many representative areas has proved to be an excellent source of information relative to the incidence and prevalence of the venereal diseases as well as an effective aid in case-holding and other phases of clinic management.

The United States Public Health Service Venereal Disease Medical Center at Hot Springs, Ark., provided medical care for 5,272 indigent patients from 46 States and the District of Columbia. Over 50 percent of these individuals were suffering from one or more of the venereal diseases.

The Public Health Service has cooperated with the Civil Service Commission in reviewing records of applicants suffering from syphilis and in making recommendations relative to the retirement risk involved. A policy has been established of granting eligibility to all individuals who have had adequate treatment and who present evidence that they have no active or latent involvement.

Clinical and laboratory research in the control of venereal diseases has been continued for the purpose of devising ways and means to improve diagnostic methods and facilities. Further studies on the evaluation of serodiagnostic tests for syphilis have been made, and a system for the general improvement in the performance of these tests in the laboratories of the various States has been put into operation. Research is being continued to improve the technique and procedures for the evaluation of serologic tests for syphilis, and studies are in progress to devise more sensitive and specific serologic tests.

Studies to determine the comparative efficiency of various treatment methods and procedures have been conducted with the hope that even more effective methods may be set up for the guidance of the medical profession in the control of the venereal diseases. Investigations have been made in the field of therapy, not only with a view to improving treatment schemes, but also in the hope of developing new and more effective drugs for the treatment of the

venereal diseases. Data on syphilis and gonorrhea from cooperating clinics have been analyzed, and cooperative projects and field demonstration units have been set up or continued in many strategic locations.

Division of Marine Hospitals and Relief

A daily average of 5,556 in-patients and 3,813 out-patients received treatment at marine hospitals, contract hospitals, and other relief stations during the year; 405,424 accredited persons were furnished hospital and office treatment; and 65,317 in-patients were furnished 2,028,264 hospital days relief. There was an increase of 8 percent in the number of in-patients, but of only about 1 percent in the number of hospital days, thus indicating a slightly shorter average period of hospitalization than last year. A total of 340,107 out-patients were furnished 1,391,785 office treatments, and 197,853 physical examinations were made, an increase of approximately 20 percent over the preceding fiscal year.

Merchant seamen continued to be the largest class of beneficiaries treated, but in slightly lesser number than in the past 2 years. However, there was a sharp increase in the number of Works Progress Administration patients examined and treated and in the number of hospital days relief furnished them. Dependent members of the families of personnel of the Coast and Geodetic Survey have been added to the list of beneficiaries of the Service by the act of April 26, 1939, in the same manner as dependent members of families of Coast Guard personnel.

Improvement has been made in the medical, surgical, and other services provided for beneficiaries of the Public Health Service at its marine hospitals and other relief stations through the addition of new equipment valued at approximately \$600,000, the wider use of sulfanilamide and allied compounds, and the addition of other new methods of therapy. Morbidity has been decreased in pneumonia and the average length of hospitalization and period of morbidity for patients afflicted with gonorrhea and certain other diseases has been further reduced.

Research was continued in pyretotherapy, arthritis, and psoriasis. Extensive studies are being carried on in the use of sulfanilamide in the treatment of gonorrhea, lymphogranuloma inguinale, and chancroidal infections. Valuable results have been obtained to date.

Building facilities for the projected tumor clinic at the Baltimore Marine Hospital are 75 percent completed and it is expected that this clinic for research in cancer will open in September 1939. The new marine hospital at St. Louis (Kirkwood), Mo., with a bed capacity of 144 will be ready for occupancy on or about September 1, 1939. The new 366-bed marine hospital now under construction at Boston, Mass., should be completed and ready for occupancy in the early part of the calendar year 1940. Additional building at the marine hospital, Stapleton, Staten Island, N. Y., which will increase the bed capacity by approximately 300, should be completed about the same time. Additional officers' quarters and garages were completed recently at the Detroit Marine Hospital, and additional building and remodeling will soon be completed at the Memphis Marine Hospital.

Funds are now available in the amount of \$4,100,000 for general rehabilitation of the marine hospital at Carville, La., \$130,000 for the

construction of a recreation building at the New Orleans Marine Hospital, \$265,000 for the construction of a nurses' home and attendants' quarters at the Fort Stanton Marine Hospital, and \$75,000 and \$50,000, respectively, for certain major repairs and improvements at the Pittsburgh and Hudson Street (New York) marine hospitals. The preparation of plans and specifications covering these projects is under way.

Various repairs and improvements were also made at the marine hospitals in Louisville, Ky., Mobile, Ala., Cleveland, Ohio, Evansville, Ind., Pittsburgh, Pa., Chicago, Ill., and Savannah, Ga.

The per diem cost of operation of the marine hospitals and relief stations was \$3.65. It is believed that such services are now equal to those afforded by similar civilian hospitals and clinics, and at a lower per diem cost.

Division of Mental Hygiene

Studies of the nature and treatment of drug addiction were continued during the year at the United States Public Health Service Hospital at Lexington, Ky. A study of urinary excretion of codeine was completed and a new quantitative method was developed for its determination in urine. It was found that approximately the same percent of codeine as of morphine is eliminated in the urine. A study of blood concentration in morphine addicts was made in order to determine what changes, if any, are associated with addiction.

A careful study of the comparative effects of codeine and morphine in addicts has been completed. Significant differences were found in the cortical action of the two drugs and are of importance not only for a better understanding of the action of codeine, but for obtaining insight into the fundamental nature of addiction.

An intensive psychological study was conducted to determine the effects of morphine and morphine addiction upon mental efficiency and emotional reactivity, in order to determine whether the stabilized morphine addict is capable of normal or above normal mental performance and to investigate the general effects of morphine upon mental and emotional adjustment. The study is still in progress, but sufficient data have been accumulated to indicate that morphine addiction is associated with marked impairment of mental efficiency, especially with reference to reaction time, both simple and choice. Sensitivity is also significantly decreased.

Studies of the addiction characteristics of members of the morphine series have been continued and six new members have been added to the series. The reexamination of the addiction liability of codeine was completed.

A special report was published during the year dealing with the chemical, pharmacological, and clinical aspects of the results of 7 years' studies of certain phases of the drug addiction problem carried on cooperatively by the Public Health Service, the Committee on Drug Addiction of the National Research Council, and other agencies having responsibility for the solution of the problem.

The United States Public Health Service Hospital at Lexington, Ky., operated at full capacity during the year with a daily average population of 960; during the last 2 or 3 months the population of the institution often exceeded normal capacity. Admissions totaled 1,169, of which 818 were prisoners, 85 probationers, 264 voluntary patients,

1 was being held awaiting trial, and 1 was an ex-prisoner. Discharges for the year totaled 1,110. Although approximately 46 percent of the patients were granted trusty privileges, there were no escapes during the year. Occupational therapy administered through the farm, shops, and special activities under the direction of a full-time occupational therapy aide has been utilized to great advantage in the treatment of patients. Plans are under way for the construction of a nurses' home and quarters for officers, a 100-bed unit for women addicts, and facilities for about 350 additional male patients.

The United States Public Health Service Hospital at Fort Worth, Tex., was dedicated on October 28, 1938, and received its first 50 patients on November 8, 1938. At the close of the fiscal year the patient population was 295. This figure exceeds the normal capacity of the initial group of buildings in operation at the present time. However, the total capacity of the hospital will be increased to 1,000 beds upon the completion about December 1, 1939, of the building for prolonged treatment. Admissions from the date of opening to June 30, 1939, totaled 432, of which 311 were prisoners, 11 probationers, and 110 voluntary patients. The discharges totaled 137. The institution is operated with minimal emphasis on custodial features, and it has been possible to have up to 90 percent of the patients on trusty status, with no escapes.

The Public Health Service continued to supervise and furnish medical, psychiatric, and other technical and scientific services in the Federal penal and correctional institutions under the supervision of the Bureau of Prisons. Additional medical units were provided for the new Federal Correctional Institutions at Sandstone, Minn., and Tallahassee, Fla., and the new Federal prison camp at Mill Point, W. Va. A specially designed unit of 36 beds for the intensive study and treatment of patients afflicted with constitutional psychopathic inferiority was completed at the Federal Reformatory, Chillicothe, Ohio. Similar units at the Federal Reformatory, El Reno, Okla., and at the Medical Center, Springfield, Mo., will be completed during the calendar year. Results obtained from this first research and therapy unit have been most gratifying.

The psychiatric diagnostic service for United States district courts was continued by the units previously established at 10 selected courts. A total of 114 persons was examined, 15 of whom were hospitalized for further observation.

The study of mental hospitals conducted in cooperation with the Mental Hospital Survey Committee was continued and surveys were made of 24 State institutions in 8 States. The four State institutions of Kentucky were visited and assistance was rendered the Director of Mental Hygiene in the preparation of administrative regulations. Summaries were prepared of the State laws governing the administration of mental hospitals and the commitment of mentally ill patients. These will be published shortly.

The field studies in mental hygiene conducted in Lexington and Fayette County, Ky., in cooperation with the State and local health authorities and the University of Kentucky were continued and certain phases of the study were extended from Fayette County to the entire State of Kentucky. These studies include a survey of mental health conditions, practices, and possibilities in this area, in order to determine, if possible, a general pattern for the application of mental hygiene

measures to any community and to define the place that a public health unit should occupy in a community mental health organization.

Division of Personnel and Accounts

Personnel.—On June 30, 1939, the regular commissioned corps of the Public Health Service consisted of 460 commissioned officers and 102 reserve officers on active duty. Other personnel of the Service totaled 13,425, not including 4,832 collaborating and assistant collaborating epidemiologists, who served at nominal compensation and who were for the most part officers or employees of State and local health organizations, and 454 emergency employees appointed under the Works Progress Administration.

Financial statement.—Following is a statement of appropriations and funds made available to the Public Health Service and the obligations therefrom for the fiscal year 1939:

Funds made available to the Public Health Service and obligations, fiscal year 1939

Source of funds	Amount	Repay- ments and transfers	Total available	Obligations	
				Direct	Transfer to other appropriations
APPROPRIATIONS					
Salaries, Office of Surgeon General.....	\$316,000	\$6,605	\$322,605	\$318,191	
Pay, etc., commissioned officers.....	1,928,000	224,359	2,152,359	2,151,092	
Pay of acting assistant surgeons.....	325,000		325,000	322,650	
Pay of other employees.....	990,350		990,350	981,850	
Freight, transportation, etc.....	25,450		25,450	23,885	
Maintenance, National Institute of Health.....	115,000		115,000	110,545	
Pay of personnel and maintenance of hos- pitals.....	6,400,000	1,169,000	7,569,000	7,523,582	
Quarantine service.....	281,250		281,250	276,250	
Preventing the spread of epidemic diseases.....	280,000		280,000	233,954	
Interstate quarantine service.....	36,500		36,500	35,855	
Control of biologic products.....	55,000		55,000	54,223	
Maintenance, National Cancer Institute.....	400,000		400,000	396,905	\$670
Expenses:					
Division of Venereal Diseases.....	3,080,000		3,080,000	2,997,755	33,292
Division of Mental Hygiene.....	950,000		950,000	932,700	12,300
Educational exhibits.....	1,000		1,000	845	
Grants to States, Social Security Act, sec. 601.....	8,000,000	207,941	8,207,941	7,985,120	
Diseases and sanitation investigations, Social Security Act, sec. 603.....	1,600,000	46,276	1,646,276	1,635,682	
Appreciation of foreign currencies.....		30,000	30,000	28,116	
Expenses, Division of Mental Hygiene, 1938-39.....		157,768	157,768	154,768	
Total.....	24,783,550	1,841,949	26,625,499	26,163,968	46,262
OTHER AVAILABLE FUNDS					
Medical and hospital service, penal institu- tions (Department of Justice).....	514,869	3,258	518,127	516,627	
Mosquito control (District of Columbia).....	4,100		4,100	3,961	
Maintenance and improvement of existing river and harbor works (transfer to Treasury, Public Health Service).....	100,000		100,000	70,996	5,000
Emergency relief (transfer from Works Pro- gress Administration Act June 25, 1938).....					
sanitation and hospitalization.....	1,211,685		1,211,665	1,179,811	
Health survey (includes Lansing).....	188,875		188,875	188,596	
Total.....	2,019,509	3,258	2,022,767	1,959,951	5,000
Grand total.....	26,803,059	1,845,207	28,648,266	28,123,919	51,262

¹ Includes \$9,443 for administrative expenses, of which \$9,374 was obligated.

The status of the working capital fund of the Public Health Service hospitals for treatment of drug addiction is as follows:

Balance July 1, 1938.....	\$49,698
Transfer from expenses, Division of Mental Hygiene.....	12,300
Earnings.....	72,501
Total available.....	134,499
Expenditures.....	81,247
Balance June 30, 1939.....	53,252

The revenues derived from operations of the Public Health Service during the year and covered into the Treasury as miscellaneous receipts were as follows:

Source	Amount
General fund receipts:	
Quarantine charges.....	\$181,401.07
Hospital charges and expenses.....	66,346.05
Sale of subsistence.....	14,997.87
Sale of occupational therapy products.....	649.60
Sale of obsolete, condemned, and unserviceable equipment.....	6,288.91
Rents.....	6,540.90
Reimbursement for Government property lost or damaged.....	186.39
Commissions on telephone pay stations installed in Service buildings.....	2,426.91
Sale of refuse, garbage, and other byproducts.....	3,199.21
Sale of livestock and livestock products.....	1,011.01
Other revenues.....	1,189.71
Total.....	284,237.63
Trust fund receipts:	
Sale of effects of deceased patients.....	1,594.60
Inmates' funds.....	52,733.72
Grand total.....	338,565.95

DIVISION OF RESEARCH AND STATISTICS

The Division of Research and Statistics in the Office of the Secretary serves as a research staff for the Secretary and other Treasury officials on matters relating to fiscal operations and policies, the estimated volume and source of future revenues, actuarial considerations involved in certain Treasury functions, and various general economic problems arising in connection with Treasury activities.

Current and prospective conditions in the money and capital markets are studied in relation to both longer-term programs of Federal financing and to the types of securities, the coupon rates, and the maturities to be employed in particular financing operations. The effects of actual and proposed fiscal operations on the credit structure and general economy of the country are analyzed and long-range trends are appraised. Studies are made of existing laws and of legislative proposals in their relation to Treasury financing and Federal fiscal policies.

Estimates of Federal receipts from internal revenue taxes and from customs duties under existing laws are prepared for the Bureau of the Budget for use in all regular and interim Budget reports, and for such other purposes as may be required. Special revenue estimates are prepared for Treasury officials and for Congressional committees working on tax legislation.

Reports are prepared on the actuarial status of pension and trust funds for which the Treasury is responsible. In connection with retirement legislation, estimates are made of probable cost of existing and proposed plans. Other actuarial analyses are made as required.

The Government Actuary, who is on the staff of the Division, is a member of the Board of Actuaries, established under the Civil Service Retirement Act, and is the Treasury Department's representative on the Actuarial Advisory Committee of the Railroad Retirement Board. He serves in a consulting capacity on actuarial matters for governmental agencies outside the Treasury Department.

In addition to the preparation of memoranda and reports for the confidential use of Treasury officials, the Division performs research services of a general nature, including the preparation of replies to inquiries from outside the Treasury for information of a more or less technical nature, the preparation of publications within the field of its activities, the partial preparation and the editing of the Annual Report of the Secretary, and the review of other Treasury publications of an economic or statistical nature.

DIVISION OF SAVINGS BONDS

The Division of Savings Bonds is charged, chiefly, with promoting the sale of United States savings bonds, keeping statistical data of sales and redemptions, and handling the large correspondence resulting from these activities.

Savings bonds are primarily for the small investors, and particularly for those who are able to save moderate amounts from current income with a view to future needs. The popularity of these bonds is indicated by the fact that during the year about 3,200,000 bonds were issued with a maturity value of \$916,904,200 and an initial cash value of \$687,678,136.95. Seventy-five percent of these bonds were issued to individuals, and the remainder to fiduciaries, banks, corporations, and associations. Between March 1, 1935, when the bonds were first issued, and June 30, 1939, savings bonds with an aggregate maturity value of \$2,690,051,025 were sold, for which cash in the aggregate amount of \$2,017,538,260.10 was received in the Treasury.

At first, magazine advertising was supported by distribution of descriptive literature through the mail and from the post offices selling these bonds. Gradually, as the mailing lists were perfected, the direct-by-mail campaign was increased, and early in 1938 magazine advertising was discontinued.

The Regular Purchase Plan, under which persons so desiring receive memorandum statements on savings bonds at regular intervals, has been adopted by thousands of investors. Its purpose is to encourage systematic savings for old-age retirement, education of children, creation of cash estates, emergencies, travel, and other future needs.

SECRET SERVICE DIVISION

The fiscal year 1939 marked a distinct advance in the law-enforcement work of the United States Secret Service. Investigations by agents of the Service, or by their direction, resulted in the arrest of 3,985 persons on charges of counterfeiting obligations, securities, and coins of the United States, forgery, and for various other offenses within its investigational jurisdiction. This number represents 910 more arrests than were made last year, and exceeded the former high record of 1935 by 328 arrests. Of the 3,985 persons arrested, 488 were apprehended for making or passing counterfeit notes, 66 for note raising and passing of altered currency, 557 for coin counter-

feiting and coin passing, 2,598 for check forging, 2 for negotiating stolen, altered, or forged bonds, 5 for violating the Adjusted Compensation Act, 32 for violating the Federal Reserve Act, 28 for violating the Federal Farm Loan Act, 3 for false claims, 2 in counterfeit strip stamp cases, 18 for washing and distributing documentary stamps, 28 for violating parole, 46 for violating probation, 6 for thefts of Treasury Department property, and 106 for miscellaneous offenses.

Only 22 new counterfeit note issues were detected during the year, as compared with the 35 new issues of the previous year. Three of the new issues appeared in Europe. All of these counterfeitings were photo-mechanical reproductions. Six were fairly deceptive and warranted the distribution of descriptive warning circulars.

During the year counterfeit and altered notes having a representative value of \$424,093 were captured by or turned over to agents of the Service. This amount represents a decrease of \$215,687 compared with 1938, and is the smallest amount received since 1931. Counterfeit coins confiscated or turned over to the Service in connection with raids and subsequent arrests amounted to \$62,926. The loss to the public through counterfeit money placed in circulation and surrendered to the Service by banks and others was \$294,057, which was less than it has been for many years and \$145,610 less than for 1938. The large decrease in the counterfeit money seized and in the loss to the public is attributed to the intensive educational campaign conducted during the year.

Of the counterfeit money seized, the Service held as evidence in court prosecutions \$127,324 in counterfeit and altered notes, and \$11,114 in counterfeit coins. The amount of counterfeit and altered notes decreased by \$123,266 from the previous year; but the amount of counterfeit coins increased by \$6,577 over the previous year, and is the largest amount of coins held in evidence in court cases since 1936. The guilty persons were prosecuted in these cases.

In investigations and raids, agents captured or seized 129 metal plates and 44 film and glass negatives for printing counterfeit obligations and securities, 10 of these plates and negatives being for Canadian notes. Sixteen steel dies, 36 metal molds, 350 plaster molds, 2 of which were for Canadian coins, and a large quantity of miscellaneous materials and counterfeiting paraphernalia were also captured or seized.

In the Secret Service cases brought to trial, 3,467 persons were convicted and 106 were acquitted. Some of the defendants were committed to insane asylums or delivered to military or police authorities; and 890 were in custody awaiting trial. Convictions were obtained in 97.03 percent of the cases brought to trial, which is the highest percentage of convictions ever attained by the Secret Service. There were 2,274 persons convicted for check forgery, 895 for counterfeiting, and 298 for miscellaneous offenses.

During the year Secret Service agents investigated 24,323 cases, involving 424 for the manufacture of coins, 188 for the manufacture of paper currency, 305 for passing coins, 1,009 for passing currency, 111 for manufacturing or passing altered obligations, 20,635 for theft or forgery of checks, 141 bond cases, 278 violations of the Gold Reserve Act, 45 offenses against the Farm Loan Act, and 1,187 for miscellaneous offenses. There were 92 personnel investigations conducted by Secret Service agents for various bureaus and divisions of the Treasury.

Department other than for the Secret Service; and 23,119 criminal cases and 618 noncriminal cases were referred to the Service for investigation.

Secret Service agents, working with Internal Revenue agents, arrested 18 persons engaged in washing and distributing documentary stamps and recovered \$78,204 for the Government.

Secret Service agents made 1,986 educational addresses on the detection of counterfeit money to 160,358 persons, and distributed 4,063,472 warning notices describing counterfeit money.

An interdepartmental committee, composed of officials representing the Works Progress Administration, Post Office Department, Treasurer's Office, Chief Disbursing Office of the Accounting Division, Bureau of Prisons, Criminal Division of the Department of Justice, and the Secret Service, was established in an effort to prevent thefts and forgeries of Government checks by means of improved governmental methods in preparation, delivery, and negotiation.

A special course of instruction for the entire field force of agents was conducted during the year. Emphasis was placed on instruction regarding the technique and mechanics of investigational procedure, and an increased number of practical problems was added to the program of training. Written examinations were held on a variety of subjects covering specialized duties of the Service. Authoritative books of special interest to investigators were made available in the field districts for reference and study. Firearms training and gymnastic practice under competent instructors were maintained.

The publication of the weekly Record proved to be an indispensable aid in the field work. This publication carries information regarding the appearance and extent of the circulation of counterfeit notes and coins; photographs and physical descriptions and histories of fugitives, distributors, passers, and other persons under investigation, methods of operating, and other useful information in the detection and apprehension of offenders; and administrative instructions.

Copies of the current Supreme Court decisions and legal opinions pertaining to Treasury Department cases were supplied to the field offices in order that all districts might be kept advised in matters of special interest.

The international exchange of cooperative information was extended in order that the Secret Service might be better informed of the activities of counterfeiters and others operating abroad and also that it might furnish greater assistance to the law-enforcement officers of foreign countries in their efforts to detect and apprehend persons wanted for counterfeiting United States currency.

During the year the Secret Service celebrated its seventy-fifth anniversary. A convention of all the supervising agents was held in Washington for the purpose of devising more complete methods of correlating Secret Service work throughout the country and coordinating its activities with the other law-enforcement agencies of the Government and with State, county, and municipal police organizations. The convention sessions were addressed by representatives from the Treasury agencies and from other Government departments and establishments.

The Secret Service was assigned to the protection of Their Majesties the King and Queen of Great Britain, on the occasion of their visit to the United States. Expressions of commendation and appre-

ciation for the manner in which this assignment was handled have been received from the President of the United States, the Secretary of State, Their Majesties, the officials of Scotland Yard, and many executives of States and municipalities.

DIVISION OF TAX RESEARCH

The Division of Tax Research in the Office of the Secretary analyzes taxes and tax systems and prepares studies on the economic aspects of tax matters for the use of the Secretary, the Under Secretary, and other Treasury officials, and upon request, for the Congressional Joint Committee on Internal Revenue Taxation.

Surveys of the Federal tax structure are made in the light of immediate and contemplated revenue needs and deal with the effectiveness, equitableness, and economic effects of the existing Federal tax system and of proposed changes in it. Studies are made of the distribution of the tax burden, both for specific taxes and for the tax system as a whole. The operation of certain State and local taxes is studied in connection with related problems of Federal taxation. As a further basis for the study of the Federal tax structure comparative analyses are made of selected taxes in foreign countries and of foreign tax systems as a whole.

The Division also is responsible for the assembly and publication of all statistical information pertaining to Federal taxation, and in this connection exercises general supervision over the work of the Statistical Section of the Income Tax Unit in the Bureau of Internal Revenue.

Estimates of the extent and nature of the Federal, State, and local tax-exempt debt are furnished annually to the Secretary. Replies to correspondence dealing with taxation are prepared and other functions of similar nature are performed.

TREASURER OF THE UNITED STATES

Public moneys are received and disbursed through the accounts of the Treasurer of the United States. Depositary accounts are carried with several hundred designated Government depositories. Checking accounts with disbursing officers of the Government are maintained on the books of the Treasurer. Funds appropriated by Congress for the use of the various departments and establishments of the Government are advanced to disbursing officers as required through credits to their accounts with the Treasurer, and disbursements are made by checks drawn by disbursing officers against such accounts. The Treasurer is the official custodian of the public money; also he is fiscal agent for the payment of the principal of and interest on the public debt, for the issue and redemption of United States paper currency, for the redemption of Federal Reserve notes, Federal Reserve bank notes, and national bank notes,¹ and is treasurer of the Board of Trustees of the Postal Savings System and trustee and custodian of miscellaneous securities and trust funds. He acts as special agent for the payment of the principal of and interest on bonds and other obligations of the insular governments and of governmental corporations and agencies.

A comparison of receipts, exclusive of postal revenues, and expenditures of the Government for the fiscal years 1938 and 1939 is presented

¹ Funds for the retirement of national bank notes have been deposited in the Treasury.

in the following table. The figures in this table, and throughout the remainder of the report of the Treasurer (pp. 222 to 225, inclusive), are on the basis of daily Treasury statements (revised). (For a description of bases used in the tables in this report and of the accounts through which Treasury transactions are effected, see pp. 311 and 313.)

	1938	1939	Increase or decrease (—)
Receipts, exclusive of postal revenues.....	\$7,355,844,094.65	\$6,899,034,007.19	—\$456,810,087.46
Expenditures.....	8,560,021,917.01	9,620,380,971.86	1,060,359,054.85
Excess of expenditures over receipts.....	1,204,177,822.36	2,721,346,964.67	1,517,169,142.31

Total public debt receipts during the year amounted to \$13,086,783,-159, and expenditures on account of redemptions and retirements amounted to \$9,808,853,292, an increase in the public debt obligations outstanding of \$3,277,929,867. The details with respect to the receipts and expenditures are shown in the table on page 353.

Public debt retirements chargeable against ordinary receipts, included in the total public debt expenditures, were as follows:

Cumulative sinking fund.....	\$48,514,500
Redeemed from repayments received from foreign governments under debt settlements.....	120,100
Forfeitures, gifts, etc.....	9,608,700
Total.....	58,243,300

The number of pieces of public debt principal obligations examined, verified, and redeemed during the year was 1,727,379, compared with 2,476,969 pieces for the previous year. Checks in payment of interest on the registered obligations of the United States verified and paid numbered 906,826, and the matured interest coupons of Government obligations examined, verified, and paid numbered 11,901,159.

The amount of interest paid on the public debt during the year is classified as follows:

Class of interest payment	Amount
Interest coupons paid.....	\$746,084,173.84
Registered interest checks paid.....	123,455,633.52
Accrued interest paid in cash on obligations at redemption.....	31,430,421.92
Discount on Treasury bills sold.....	314,602.69
Discount accrued on United States savings bonds.....	27,981,080.00
Interest paid on obligations, special series (transfer-counter warrant transactions).....	48,812,987.10
Total paid.....	978,078,899.07
Less repayments.....	137,120,760.29
Net payments.....	940,958,138.78

¹ Includes \$29,756,765.20 premium and \$7,250,363.96 accrued interest on sales and exchanges of Government obligations.

The gold holdings of the Treasury as of June 30, 1939, valued at \$35 an ounce, were \$16,110,078,913.04, an increase of \$3,147,124,-982.46 over the previous year. The details of these gold holdings are shown in table 47, page 487 of this report. The increase in gold holdings was made up as follows: Net acquisitions by mints and assay offices on account of imports, etc. (valued at \$35 an ounce), \$3,145,-947,106.68; received under the order of the Secretary of the Treasury of December 28, 1933 (paid for at \$20.67+ an ounce), \$695,681.58; and increment resulting from reduction in the weight of the gold dollar, \$482,194.20.

Paper currency of each class issued and redeemed during the year and the amounts outstanding, including Treasury and Federal Reserve bank holdings, on June 30, 1938 and 1939, were as follows:

Class	Outstanding June 30, 1938	Issued	Redeemed	Outstanding June 30, 1939
Gold certificates.....	\$2,894,791,839		\$4,899,870	\$2,889,891,969
Silver certificates.....	1,515,227,828	\$1,645,452,000	1,453,309,550	1,707,370,278
United States notes.....	346,681,016	212,448,000	212,448,000	346,681,016
Treasury notes of 1890.....	1,170,648		2,700	1,167,948
Federal Reserve notes.....	4,420,815,000	1,817,430,000	1,474,256,250	4,763,988,750
Federal Reserve bank notes.....	30,839,531		4,766,012	26,073,519
National bank notes.....	220,687,930		31,396,323	189,291,607
Total.....	9,430,213,792	3,675,330,000	3,181,078,705	9,924,465,087

The paper currency held by Treasury offices and Federal Reserve banks on June 30, 1939, was as follows:

Class	Held in Treasury offices and by Federal Reserve banks and agents in custody for the Treasurer	Held by Federal Reserve banks	Total
Gold certificates.....	\$2,517,590	\$2,815,444,500	\$2,817,962,090
Silver certificates.....	4,766,259	249,030,748	253,797,007
United States notes.....	2,205,075	78,513,471	80,718,546
Treasury notes of 1890.....	1,476		1,476
Federal Reserve notes.....	9,897,690	270,538,650	280,436,340
Federal Reserve bank notes.....	306,566	173,900	480,466
National bank notes.....	1,336,276	1,475,400	2,811,676
Total.....	21,030,932	3,415,176,669	3,436,207,601

United States paper currency shipped during the year from the Treasury in Washington to Treasury offices, Federal Reserve banks and branches, and others amounted to \$1,807,659,747, an increase of \$69,329,766 over the previous year. The Treasurer's office directed shipments of current silver and minor coins between the United States Treasury, the United States mints, and the Federal Reserve banks and branches for use in public disbursements, etc., as follows:

Kind	Shipments from Treasury to Federal Reserve banks and branches	Shipments from mints to Treasury and Federal Reserve banks and branches	Shipments be- tween Federal Reserve banks and branches
Silver:			
Standard dollars.....		\$2,005,399	\$2,330,000
Half dollars.....	\$239,500	4,138,300	2,995,000
Quarter dollars.....	500	5,437,500	884,000
Dimes.....		6,442,700	1,285,000
Minor:			
Nickels.....	365,000	3,738,176	478,000
Cents.....		2,242,950	5,000
Total.....	605,000	24,005,525	7,977,000

Shipments and transfers of gold coin and bullion and of uncurrent silver and minor coins to the mints from the Treasury and the Federal Reserve banks and branches were authorized in the amounts of \$925,610.60 and \$5,850,089.85, respectively.

The proceeds of currency received into the Treasurer's cash by the Currency Redemption Division during the year amounted to \$222,572,283, of which \$126,894,573 was in Federal Reserve notes, \$4,693,414 in Federal Reserve bank notes, \$31,377,350 in national bank notes, and \$59,606,946 in United States currency.

Canceled Federal Reserve notes amounting to \$1,337,315,500 were received from Federal Reserve banks and branches for credit of Federal Reserve agents. These notes are not taken into the Treasurer's cash because settlement therefor is made between the Federal Reserve banks and the Federal Reserve agents.

Public moneys on deposit in designated Government depositaries on June 30, 1939, to the credit of the Treasurer of the United States and to the credit of other Government officers, amounted to \$1,753,363,987.77 and \$42,757,891.16, respectively, exclusive of items in transit. The table on page 487 shows the amounts in the various depositaries on June 30 of the last two years.

The checks issued by the Treasurer of the United States in payment of interest on the registered obligations of governmental agencies and insular governments during the year numbered 69,338 and amounted to \$13,274,271.54. Interest coupons of obligations of governmental agencies and insular governments paid numbered 6,085,456 and amounted to \$135,617,694.19.

Funds were advanced to United States disbursing officers by accountable warrants issued in an aggregate amount of \$8,401,303,960.74. Warrants aggregating \$11,213,251,174.02 were also issued covering public debt principal and interest payments by the Treasurer. Treasurer's checks aggregating \$48,400,780.58 were issued on settlement warrants in payment of claims settled by the Comptroller General.

Checks drawn on the Treasurer of the United States by Government disbursing officers and agencies paid during the year numbered 148,927,395, or 33,876,523 more than during 1938. Of the number paid in 1939, 89,446,851 were for work relief payments and were paid by the Federal Reserve banks acting as agents for the Treasurer.

The aggregate amount of balances to the credit of disbursing officers and agencies on June 30, 1939, was \$2,012,632,845.56 in 6,328 accounts, compared with \$1,924,364,522.52 in 6,393 accounts on June 30, 1938, an increase of \$88,268,323.04 in balances and a decrease of 65 in the number of accounts.

Drafts in 50 different kinds of foreign currencies, aggregating 2,380 in number, were purchased during the year by the Treasurer of the United States for the Comptroller General and for other departments and bureaus of the Government at a cost of \$129,267.55.

Personal checks, drafts, and postal and express money orders, aggregating 2,220,032 items and amounting to \$78,390,974.15, were deposited by Government officers with the Treasurer of the United States for collection.

Securities held in custody by the Treasurer on June 30, 1939, amounted to \$16,359,377,219 (par value), a decrease of \$645,327,553 from the previous year. The following table shows the amounts of the securities held in custody on June 30, 1938 and 1939, classified according to the purpose for which held:

Purpose for which held	June 30, 1938	June 30, 1939
To secure deposits of public moneys in depository banks	\$42,066,000	\$39,157,575
To secure postal savings funds	114,171,348	66,776,938
For special accounts	16,840,832,374	16,245,142,256
For District of Columbia teachers' retirement fund	7,460,350	8,096,250
For longshoremen's and harbor workers' compensation fund	153,700	183,200
For District of Columbia workmen's compensation fund	21,000	21,000
Total	17,004,704,772	16,359,377,219

¹ Includes obligations of foreign governments and stock of governmental corporations held by the Secretary of the Treasury, etc.

WAR FINANCE CORPORATION

(In liquidation)

Under authority of the act approved March 1, 1929, the liquidation of the assets of the War Finance Corporation and the winding up of its affairs were continued during the year.


By virtue of section 2 (c) of the President's Reorganization Plan No. II, made effective July 1, 1939, by public resolution approved June 7, 1939, the War Finance Corporation was abolished and all of the functions, property, and obligations of the Corporation not theretofore transferred by statute to the Secretary of the Treasury were transferred to the Department of the Treasury, and the Secretary of the Treasury was charged with completing the winding up of its affairs and disposing of its assets in accordance with the act of March 1, 1929, not later than December 31, 1939.

On June 30, 1939, the remaining \$1,000 of the Corporation's original capital stock of \$500,000,000 was retired. On the same date the sum of \$3,686.51 was paid into the Treasury on account of earnings, making a total of \$64,840,958.21 so paid into the Treasury. There were also transferred to the Department of the Treasury the sum of \$12,575, of which \$10,575 was to be held available for the redemption of outstanding bonds and coupons of the Corporation, and \$2,000 was to meet further expenses of liquidation. The assets remaining as uncollectible were then charged off and the books of the Corporation closed.

The total amount of advances made by the Corporation, from its inception, not including such part of new applications as represented proceeds used to retire other advances, aggregated \$690,431,100, of which \$688,615,728 has been repaid.



EXHIBITS



PUBLIC DEBT

Public issues of Treasury bonds and Treasury notes

Exhibit 1

Offering of 2½ percent Treasury bonds of 1950-52 and 1½ percent Treasury notes of series A-1943 (additional)

On September 8, 1938, Secretary of the Treasury Morgenthau invited subscriptions for 12-14 year, 2½ percent Treasury bonds of 1950-52 and for an additional issue of 1½ percent Treasury notes of series A-1943. The bonds and notes were offered for cash and in exchange for 1¼ percent Treasury notes of series E-1938, maturing December 15, 1938. In the related press release it was stated that \$433,460,900 of these maturing notes were outstanding.

[Treasury bonds of 1950-52. Department Circular No. 593. Public Debt]

TREASURY DEPARTMENT,
Washington, September 8, 1938.

I. OFFERING OF BONDS

1. The Secretary of the Treasury, pursuant to the authority of the Second Liberty Bond Act, approved September 24, 1917, as amended, invites subscriptions, at par and accrued interest, from the people of the United States for 2½ percent bonds of the United States, designated Treasury bonds of 1950-52. The amount of the offering is \$400,000,000, or thereabouts, with the right reserved to the Secretary of the Treasury to increase the offering by an amount sufficient to accept all subscriptions for which Treasury notes of series E-1938, maturing December 15, 1938, are tendered in payment and accepted.

II. DESCRIPTION OF BONDS

1. The bonds will be dated September 15, 1938, and will bear interest from that date at the rate of 2½ percent per annum, payable semiannually on March 15 and September 15 in each year until the principal amount becomes payable. They will mature September 15, 1952, but may be redeemed at the option of the United States on and after September 15, 1950, in whole or in part, at par and accrued interest, on any interest day or days, on 4 months' notice of redemption given in such manner as the Secretary of the Treasury shall prescribe. In case of partial redemption the bonds to be redeemed will be determined by such method as may be prescribed by the Secretary of the Treasury. From the date of redemption designated in any such notice, interest on the bonds called for redemption shall cease.

2. The bonds shall be exempt, both as to principal and interest, from all taxation now or hereafter imposed by the United States, any State, or any of the possessions of the United States, or by any local taxing authority, except (a) estate or inheritance taxes, or gift taxes, and (b) graduated additional income taxes, commonly known as surtaxes, and excess-profits and war-profits taxes, now or hereafter imposed by the United States, upon the income or profits of individuals, partnerships, associations, or corporations. The interest on an amount of bonds authorized by the Second Liberty Bond Act, approved September 24, 1917, as amended, the principal of which does not exceed in the aggregate \$5,000, owned by any individual, partnership, association, or corporation, shall be exempt from the taxes provided for in clause (b) above.

3. The bonds will be acceptable to secure deposits of public moneys, but will not bear the circulation privilege and will not be entitled to any privilege of conversion.

4. Bearer bonds with interest coupons attached, and bonds registered as to principal and interest, will be issued in denominations of \$50, \$100, \$500, \$1,000, \$5,000, \$10,000, and \$100,000. Provision will be made for the interchange of bonds of different denominations and of coupon and registered bonds, and for

the transfer of registered bonds, under rules and regulations prescribed by the Secretary of the Treasury.

5. The bonds will be subject to the general regulations of the Treasury Department, now or hereafter prescribed, governing United States bonds.

III. SUBSCRIPTION AND ALLOTMENT

1. Subscriptions will be received at the Federal Reserve banks and branches and at the Treasury Department, Washington. Banking institutions generally may submit subscriptions for account of customers, but only the Federal Reserve banks and the Treasury Department are authorized to act as official agencies. Others than banking institutions will not be permitted to enter subscriptions except for their own account. Cash subscriptions from banks and trust companies for their own account will be received without deposit but will be restricted in each case to an amount not exceeding one-half of the combined capital and surplus of the subscribing bank or trust company. Cash subscriptions from all others must be accompanied by payment of 10 percent of the amount of bonds applied for. The Secretary of the Treasury reserves the right to close the books as to any or all subscriptions or classes of subscriptions at any time without notice.

2. The Secretary of the Treasury reserves the right to reject any subscription, in whole or in part, to allot less than the amount of bonds applied for, to make allotments in full upon applications for smaller amounts and to make reduced allotments upon, or to reject, applications for larger amounts, or to adopt any or all of said methods or such other methods of allotment and classification of allotments as shall be deemed by him to be in the public interest; and his action in any or all of these respects shall be final. Subject to these reservations, subscriptions in payment of which Treasury notes of series E-1938 are tendered will be allotted in full. Allotment notices will be sent out promptly upon allotment, and the basis of the allotment will be publicly announced.

IV. PAYMENTS

1. Payment at par and accrued interest, if any, for bonds allotted on cash subscriptions must be made or completed on or before September 15, 1938, or on later allotment. In every case where payment is not so completed, the payment with application up to 10 percent of the amount of bonds applied for shall, upon declaration made by the Secretary of the Treasury in his discretion, be forfeited to the United States. Any qualified depository will be permitted to make payment by credit for bonds allotted to it for itself and its customers up to any amount for which it shall be qualified in excess of existing deposits, when so notified by the Federal Reserve bank of its district. Treasury notes of series E-1938, maturing December 15, 1938, with coupon dated December 15, 1938, attached, will be accepted at par in payment for any bonds subscribed for and allotted, and should accompany the subscription. Accrued interest from June 15, 1938, to September 15, 1938, on the maturing notes (\$3.142076 per \$1,000) will be paid following acceptance of the notes.

V. GENERAL PROVISIONS

1. As fiscal agents of the United States, Federal Reserve banks are authorized and requested to receive subscriptions, to make allotments on the basis and up to the amounts indicated by the Secretary of the Treasury to the Federal Reserve banks of the respective districts, to issue allotment notices, to receive payment for bonds allotted, to make delivery of bonds on full-paid subscriptions allotted, and they may issue interim receipts pending delivery of the definitive bonds.

2. The Secretary of the Treasury may at any time, or from time to time, prescribe supplemental or amendatory rules and regulations governing the offering, which will be communicated promptly to the Federal Reserve banks.

HENRY MORGENTHAU, Jr.,
Secretary of the Treasury.

(Treasury notes, series A-1943. Department Circular No. 594. Public Debt)

TREASURY DEPARTMENT,
Washington, September 8, 1938.

I. OFFERING OF NOTES

1. The Secretary of the Treasury, pursuant to the authority of the Second Liberty Bond Act, approved September 24, 1917, as amended, invites subscriptions, at par and accrued interest, from the people of the United States for 1½ percent notes of the United States, designated Treasury notes of series A-1943. The amount of the offering is \$300,000,000, or thereabouts, with the right reserved to the Secretary of the Treasury to increase the offering by an amount sufficient to accept all subscriptions for which Treasury notes of series E-1938, maturing December 15, 1938, are tendered in payment and accepted.

II. DESCRIPTION OF NOTES

1. The notes now offered will be an addition to and will form a part of the series of 1½ percent Treasury notes of series A-1943 issued pursuant to Department Circular No. 585, dated June 6, 1938, will be freely interchangeable therewith, are identical in all respects therewith, and are described in the following quotation from Department Circular No. 585:

"1. The notes will be dated June 15, 1938, and will bear interest from that date at the rate of 1½ percent per annum, payable semiannually on December 15, 1938, and thereafter on June 15 and December 15 in each year until the principal amount becomes payable. They will mature June 15, 1943, and will not be subject to call for redemption prior to maturity.

"2. The notes shall be exempt, both as to principal and interest, from all taxation (except estate or inheritance taxes, or gift taxes) now or hereafter imposed by the United States, any State, or any of the possessions of the United States, or by any local taxing authority.

"3. The notes will be accepted at par during such time and under such rules and regulations as shall be prescribed or approved by the Secretary of the Treasury in payment of income and profits taxes payable at the maturity of the notes.

"4. The notes will be acceptable to secure deposits of public moneys, but will not bear the circulation privilege.

"5. Bearer notes with interest coupons attached will be issued in denominations of \$100, \$500, \$1,000, \$5,000, \$10,000, and \$100,000. The notes will not be issued in registered form."

III. SUBSCRIPTION AND ALLOTMENT

1. Subscriptions will be received at the Federal Reserve banks and branches and at the Treasury Department, Washington. Banking institutions generally may submit subscriptions for account of customers, but only the Federal Reserve banks and the Treasury Department are authorized to act as official agencies. Others than banking institutions will not be permitted to enter subscriptions except for their own account. Cash subscriptions from banks and trust companies for their own account will be received without deposit but will be restricted in each case to an amount not exceeding one-half of the combined capital and surplus of the subscribing bank or trust company. Cash subscriptions from all others must be accompanied by payment of 10 percent of the amount of notes applied for. The Secretary of the Treasury reserves the right to close the books as to any or all subscriptions or classes of subscriptions at any time without notice.

2. The Secretary of the Treasury reserves the right to reject any subscription, in whole or in part, to allot less than the amount of notes applied for, to make allotments in full upon applications for smaller amounts and to make reduced allotments upon, or to reject, applications for larger amounts, or to adopt any or all of said methods or such other methods of allotment and classification of allotments as shall be deemed by him to be in the public interest; and his action in any or all of these respects shall be final. Subject to these reservations, subscriptions in payment of which Treasury notes of series E-1938 are tendered will be allotted in full. Allotment notices will be sent out promptly upon allotment, and the basis of the allotment will be publicly announced.

IV. PAYMENT

1. Payment at par and accrued interest from June 15, 1938, for notes allotted on cash subscriptions must be made or completed on or before September 15, 1938, or on later allotment. In every case where payment is not so completed, the payment with application up to 10 percent of the amount of notes applied for shall, upon declaration made by the Secretary of the Treasury in his discretion, be forfeited to the United States. Any qualified depository will be permitted to make payment by credit for notes allotted to it for itself and its customers up to any amount for which it shall be qualified in excess of existing deposits, when so notified by the Federal Reserve bank of its district. Treasury notes of series E-1938, maturing December 15, 1938, with coupon dated December 15, 1938, attached, will be accepted at par in payment for any notes subscribed for and allotted, and should accompany the subscription. Accrued interest from June 15, 1938, to September 15, 1938, on the maturing notes will be credited to subscribers, and interest for the same period on the new notes, which will be delivered with coupon dated December 15, 1938, attached, will be charged to subscribers. The difference (\$0.314208 per \$1,000) will be paid following acceptance of the notes.

V. GENERAL PROVISIONS

1. As fiscal agents of the United States, Federal Reserve banks are authorized and requested to receive subscriptions, to make allotments on the basis and up to the amounts indicated by the Secretary of the Treasury to the Federal Reserve banks of the respective districts, to issue allotment notices, to receive payment for notes allotted, to make delivery of notes on full-paid subscriptions allotted, and they may issue interim receipts pending delivery of the definitive notes.

2. The Secretary of the Treasury may at any time, or from time to time, prescribe supplemental or amendatory rules and regulations governing the offering, which will be communicated promptly to the Federal Reserve banks.

HENRY MORGENTHAU, JR.,
Secretary of the Treasury.

Exhibit 2

*Subscriptions and allotments, Treasury bonds of 1950-52 and Treasury notes of series A-1943 (additional) (from press releases, September 9, 10, and 14, 1938)*¹

On September 9, 1938, Secretary of the Treasury Morgenthau announced that the subscription books for the cash offering of 2½ percent Treasury bonds of 1950-52 and 1½ percent Treasury notes of series A-1943 (additional) closed at the close of business September 8, 1938; and that the subscription books for both issues would close at the close of business September 9, 1938, for the receipt of subscriptions in payment of which 1¼ percent Treasury notes of series E-1938, maturing December 15, 1938, were tendered.

Reports received from the Federal Reserve banks showed that cash subscriptions for the offering of bonds aggregated \$4,487,353,650, of which \$461,690,100 was allotted. Subscriptions in amounts up to and including \$1,000 were allotted in full and those in amounts over \$1,000 were allotted 10 percent, but not less than \$1,000 on any one subscription.

Cash subscriptions for the offering of Treasury notes aggregated \$3,061,925,200, of which \$342,091,300 was allotted. Subscriptions in amounts up to and including \$1,000 were allotted in full and those in amounts over \$1,000 were allotted 11 percent, but not less than \$1,000 on any one subscription.

Exchange subscriptions aggregated \$423,957,100, of which \$404,707,100 was for Treasury bonds and \$19,250,000 for Treasury notes. These subscriptions were allotted in full.

Subscriptions and allotments were divided among the several Federal Reserve districts and the Treasury as follows:

¹ Revised October 7, 1938.

Federal Reserve district	Cash subscriptions received	Exchange subscriptions received and allotted	Total subscriptions received	Cash subscriptions allotted	Total subscriptions allotted
Treasury bonds of 1950-52					
Boston.....	\$459,227,600	\$9,150,800	\$468,378,400	\$46,801,800	\$55,952,600
New York.....	2,036,058,700	291,441,200	2,327,499,900	204,612,100	496,053,300
Philadelphia.....	287,613,250	6,388,200	294,001,450	30,005,100	36,393,300
Cleveland.....	269,438,950	3,656,000	273,094,950	28,228,950	31,884,950
Richmond.....	141,925,250	4,933,800	146,859,050	15,064,250	19,998,050
Atlanta.....	127,211,100	1,601,000	128,812,100	14,861,450	16,462,450
Chicago.....	458,647,650	57,762,700	516,410,350	47,635,350	105,398,050
St. Louis.....	104,021,150	4,662,400	108,683,550	11,880,750	16,543,150
Minneapolis.....	58,237,700	1,923,500	60,161,200	6,201,500	8,125,000
Kansas City.....	89,527,750	14,347,600	103,875,350	9,687,350	24,034,950
Dallas.....	82,253,600	3,362,300	85,615,900	8,906,450	12,268,750
San Francisco.....	290,254,950	5,115,100	295,370,050	29,468,000	34,583,100
Treasury.....	82,936,000	362,500	83,298,500	8,337,050	8,699,550
Total.....	4,487,353,650	404,707,100	4,892,060,750	461,690,100	866,397,200
Treasury notes of series A-1943					
Boston.....	\$221,601,200	\$2,055,500	\$223,656,700	\$24,688,500	\$26,744,000
New York.....	1,410,911,000	8,712,500	1,419,623,500	155,557,000	164,269,500
Philadelphia.....	174,600,600	353,500	174,954,100	19,342,500	19,696,000
Cleveland.....	196,955,600	1,604,000	198,559,600	21,941,800	23,545,800
Richmond.....	100,287,800	737,000	101,004,800	11,373,100	12,110,100
Atlanta.....	98,547,800	195,000	98,742,800	12,303,000	12,498,000
Chicago.....	351,016,500	3,512,400	354,528,900	39,472,300	42,984,700
St. Louis.....	86,307,300	528,500	86,835,800	9,993,400	10,521,900
Minneapolis.....	46,043,000	190,500	46,233,500	5,315,700	5,506,200
Kansas City.....	70,863,200	660,600	71,523,800	8,091,800	8,752,400
Dallas.....	50,914,300	60,000	50,974,300	6,950,500	7,010,500
San Francisco.....	243,629,900	433,500	244,063,400	26,922,500	27,356,000
Treasury.....	1,267,000	207,000	1,474,000	139,200	346,200
Total.....	3,061,925,200	19,250,000	3,081,175,200	342,091,300	361,341,300

Exhibit 3

Offering of 2¾ percent Treasury bonds of 1960-65, 2 percent Treasury bonds of 1947, and 1½ percent Treasury notes of series B-1943

On December 5, 1938, Secretary of the Treasury Morgenthau offered for cash subscription 22-27 year, 2¾ percent Treasury bonds of 1960-65 and 5 year, 1½ percent Treasury notes of series B-1943. At the same time the holders of 1½ percent Treasury notes of series C-1939, maturing March 15, 1939, were offered the privilege of exchanging such maturing notes for the Treasury bonds or Treasury notes offered for cash subscription, or for a new series of 9 year, 2 percent Treasury bonds of 1947. In the related press release it was stated that about \$941,613,750 of these maturing notes were outstanding, and about \$173,000,000 of interest on the public debt would be payable on December 15, 1938.

[Treasury bonds of 1960-65. Department Circular No. 598. Public Debt]

TREASURY DEPARTMENT,
Washington, December 5, 1938.

I. OFFERING OF BONDS

1. The Secretary of the Treasury, pursuant to the authority of the Second Liberty Bond Act, approved September 24, 1917, as amended, invites subscriptions, at par and accrued interest, from the people of the United States for 2¾ percent bonds of the United States, designated Treasury bonds of 1960-65. The amount of the offering is \$400,000,000, or thereabouts, with the right reserved to the Secretary of the Treasury to increase the offering by an amount sufficient to accept all subscriptions for which Treasury notes of series C-1939, maturing March 15, 1939, are tendered in payment and accepted.

II. DESCRIPTION OF BONDS

1. The bonds will be dated December 15, 1938, and will bear interest from that date at the rate of 2½ percent per annum, payable semiannually on June 15 and December 15 in each year until the principal amount becomes payable. They will mature December 15, 1965, but may be redeemed at the option of the United States on and after December 15, 1960, in whole or in part, at par and accrued interest, on any interest day or days, on 4 months' notice of redemption given in such manner as the Secretary of the Treasury shall prescribe. In case of partial redemption the bonds to be redeemed will be determined by such method as may be prescribed by the Secretary of the Treasury. From the date of redemption designated in any such notice, interest on the bonds called for redemption shall cease.

2. The bonds shall be exempt, both as to principal and interest, from all taxation now or hereafter imposed by the United States, any State, or any of the possessions of the United States, or by any local taxing authority, except (a) estate or inheritance taxes, or gift taxes, and (b) graduated additional income taxes, commonly known as surtaxes, and excess-profits and war-profits taxes, now or hereafter imposed by the United States, upon the income or profits of individuals, partnerships, associations, or corporations. The interest on an amount of bonds authorized by the Second Liberty Bond Act, approved September 24, 1917, as amended, the principal of which does not exceed in the aggregate \$5,000, owned by any individual, partnership, association, or corporation, shall be exempt from the taxes provided for in clause (b) above.

3. The bonds will be acceptable to secure deposits of public moneys, but will not bear the circulation privilege and will not be entitled to any privilege of conversion.

4. Bearer bonds with interest coupons attached, and bonds registered as to principal and interest, will be issued in denominations of \$50, \$100, \$500, \$1,000, \$5,000, \$10,000, and \$100,000. Provision will be made for the interchange of bonds of different denominations and of coupon and registered bonds, and for the transfer of registered bonds, under rules and regulations prescribed by the Secretary of the Treasury.

5. The bonds will be subject to the general regulations of the Treasury Department, now or hereafter prescribed, governing United States bonds.

III. SUBSCRIPTION AND ALLOTMENT

1. Subscriptions will be received at the Federal Reserve banks and branches and at the Treasury Department, Washington. Banking institutions generally may submit subscriptions for account of customers, but only the Federal Reserve banks and the Treasury Department are authorized to act as official agencies. Others than banking institutions will not be permitted to enter subscriptions except for their own account. Cash subscriptions from banks and trust companies for their own account will be received without deposit but will be restricted in each case to an amount not exceeding one-half of the combined capital and surplus of the subscribing bank or trust company. Cash subscriptions from all others must be accompanied by payment of 10 percent of the amount of bonds applied for. The Secretary of the Treasury reserves the right to close the books as to any or all subscriptions or classes of subscriptions at any time without notice.

2. The Secretary of the Treasury reserves the right to reject any subscription, in whole or in part, to allot less than the amount of bonds applied for, to make allotments in full upon applications for smaller amounts, and to make reduced allotments upon, or to reject, applications for larger amounts, or to adopt any or all of said methods or such other methods of allotment and classification of allotments as shall be deemed by him to be in the public interest; and his action in any or all of these respects shall be final. Subject to these reservations, subscriptions in payment of which Treasury notes of series C-1939 are tendered will be allotted in full. Allotment notices will be sent out promptly upon allotment, and the basis of the allotment will be publicly announced.

IV. PAYMENT

1. Payment at par and accrued interest, if any, for bonds allotted on cash subscriptions must be made or completed on or before December 15, 1938, or on later allotment. In every case where payment is not so completed, the payment with application up to 10 percent of the amount of bonds applied for shall, upon declaration made by the Secretary of the Treasury in his discretion, be forfeited

to the United States. Any qualified depository will be permitted to make payment by credit for bonds allotted to it for itself and its customers up to any amount for which it shall be qualified in excess of existing deposits, when so notified by the Federal Reserve bank of its district. Treasury notes of series C-1939, maturing March 15, 1939, with coupon dated March 15, 1939, attached, will be accepted at par in payment for any bonds subscribed for and allotted, and should accompany the subscription. Accrued interest from September 15, 1938, to December 15, 1938, on the maturing notes (\$3.770718 per \$1,000) will be paid following acceptance of the notes.

V. GENERAL PROVISIONS

1. As fiscal agents of the United States, Federal Reserve banks are authorized and requested to receive subscriptions, to make allotments on the basis and up to the amounts indicated by the Secretary of the Treasury to the Federal Reserve banks of the respective districts, to issue allotment notices, to receive payment for bonds allotted, to make delivery of bonds on full-paid subscriptions allotted, and they may issue interim receipts pending delivery of the definitive bonds.

2. The Secretary of the Treasury may at any time, or from time to time, prescribe supplemental or amendatory rules and regulations governing the offering, which will be communicated promptly to the Federal Reserve banks.

HENRY MÖRGENTHAU, Jr.,
Secretary of the Treasury.

[Treasury bonds of 1947. Department Circular No. 599. Public debt]

TREASURY DEPARTMENT,
Washington, December 5, 1938.

I. OFFERING OF BONDS

1. The Secretary of the Treasury, pursuant to the authority of the Second Liberty Bond Act, approved September 24, 1917, as amended, invites subscriptions, at par, from the people of the United States for 2 percent bonds of the United States, designated Treasury bonds of 1947, in payment of which only Treasury notes of series C-1939, maturing March 15, 1939, may be tendered. The amount of the offering under this circular will be limited to the amount of Treasury notes of series C-1939 tendered and accepted.

II. DESCRIPTION OF BONDS

1. The bonds will be dated December 15, 1938, and will bear interest from that date at the rate of 2 percent per annum, payable semiannually on June 15 and December 15 in each year until the principal amount becomes payable. They will mature December 15, 1947, and will not be subject to call for redemption prior to maturity.¹ * * *

III. SUBSCRIPTION AND ALLOTMENT

1. Subscriptions will be received at the Federal Reserve banks and branches and at the Treasury Department, Washington. Banking institutions generally may submit subscriptions for account of customers, but only the Federal Reserve banks and the Treasury Department are authorized to act as official agencies. The Secretary of the Treasury reserves the right to close the books as to any or all subscriptions or classes of subscriptions at any time without notice.

2. The Secretary of the Treasury reserves the right to reject any subscription, in whole or in part, to allot less than the amount of bonds applied for, to make allotments in full upon applications for smaller amounts and to make reduced allotments upon, or to reject, applications for larger amounts, or to adopt any or all of said methods or such other methods of allotment and classification of allotments as shall be deemed by him to be in the public interest; and his action in any or all of these respects shall be final. Subject to these reservations, all subscriptions will be allotted in full. Allotment notices will be sent out promptly upon allotment.

¹ Omitted portion similar to corresponding section of Department Circular No. 598, p. 233.

IV. PAYMENT

1. Payment at par for bonds allotted hereunder must be made or completed on or before December 15, 1938, or on later allotment, and may be made only in Treasury notes of series C-1939, maturing March 15, 1939, which will be accepted at par, and should accompany the subscription. Coupons dated March 15, 1939, must be attached to the notes when surrendered, and accrued interest from September 15, 1938, to December 15, 1938 (\$3.770718 per \$1,000), will be paid following acceptance of the notes.

V. GENERAL PROVISIONS

1. As fiscal agents of the United States, Federal Reserve banks are authorized and requested to receive subscriptions¹ * * *

HENRY MORGENTHAU, JR.,
Secretary of the Treasury.

[Treasury notes, series B-1943. Department Circular No. 600. Public Debt]

TREASURY DEPARTMENT,
Washington, December 5, 1938.

I. OFFERING OF NOTES

1. The Secretary of the Treasury, pursuant to the authority of the Second Liberty Bond Act, approved September 24, 1917, as amended, invites subscriptions, at par and accrued interest, from the people of the United States for 1½ percent notes of the United States, designated Treasury notes of series B-1943. The amount of the offering is \$300,000,000, or thereabouts, with the right reserved to the Secretary of the Treasury to increase the offering by an amount sufficient to accept all subscriptions for which Treasury notes of series C-1939, maturing March 15, 1939, are tendered in payment and accepted.

II. DESCRIPTION OF NOTES

1. The notes will be dated December 15, 1938, and will bear interest from that date at the rate of 1½ percent per annum, payable semiannually on June 15 and December 15 in each year until the principal amount becomes payable. They will mature December 15, 1943, and will not be subject to call for redemption prior to maturity.

2. The notes shall be exempt, both as to principal and interest, from all taxation (except estate or inheritance taxes, or gift taxes) now or hereafter imposed by the United States, any State, or any of the possessions of the United States, or by any local taxing authority.

3. The notes will be accepted at par during such time and under such rules and regulations as shall be prescribed or approved by the Secretary of the Treasury in payment of income and profits taxes payable at the maturity of the notes.

4. The notes will be acceptable to secure deposits of public moneys, but will not bear the circulation privilege.

5. Bearer notes with interest coupons attached will be issued in denominations of \$100, \$500, \$1,000, \$5,000, \$10,000, and \$100,000. The notes will not be issued in registered form.

III. SUBSCRIPTION AND ALLOTMENT

1. Subscriptions will be received at the Federal Reserve banks and branches and at the Treasury Department, Washington. Banking institutions generally may submit subscriptions for account of customers, but only the Federal Reserve banks and the Treasury Department are authorized to act as official agencies. Others than banking institutions will not be permitted to enter subscriptions except for their own account. Cash subscriptions from banks and trust companies for their own account will be received without deposit but will be restricted in each case to an amount not exceeding one-half of the combined capital and surplus of the subscribing bank or trust company. Cash subscriptions from all others must be accompanied by payment of 10 percent of the amount of notes applied for. The Secretary of the Treasury reserves the right to close the books

¹ Omitted portion similar to corresponding section of Department Circular No. 598, p. 233.

as to any or all subscriptions or classes of subscriptions at any time without notice.

2. The Secretary of the Treasury reserves the right to reject any subscription, in whole or in part, to allot less than the amount of notes applied for, to make allotments in full upon applications for smaller amounts and to make reduced allotments upon, or to reject, applications for larger amounts, or to adopt any or all of said methods or such other methods of allotment and classification of allotments as shall be deemed by him to be in the public interest; and his action in any or all of these respects shall be final. Subject to these reservations, subscriptions in payment of which Treasury notes of series C-1939 are tendered will be allotted in full. Allotment notices will be sent out promptly upon allotment, and the basis of the allotment will be publicly announced.

IV. PAYMENT

1. Payment at par and accrued interest, if any, for notes allotted on cash subscriptions must be made or completed on or before December 15, 1938, or on later allotment. In every case where payment is not so completed, the payment with application up to 10 percent of the amount of notes applied for shall, upon declaration made by the Secretary of the Treasury in his discretion, be forfeited to the United States. Any qualified depository will be permitted to make payment by credit for notes allotted to it for itself and its customers up to any amount for which it shall be qualified in excess of existing deposits, when so notified by the Federal Reserve bank of its district. Treasury notes of series C-1939, maturing March 15, 1939, with coupon dated March 15, 1939, attached, will be accepted at par in payment for any notes subscribed for and allotted, and should accompany the subscription. Accrued interest from September 15, 1938, to December 15, 1938, on the maturing notes (\$3.770718 per \$1,000) will be paid following acceptance of the notes.

V. GENERAL PROVISIONS

1. As fiscal agents of the United States, Federal Reserve banks are authorized and requested to receive subscriptions, to make allotments on the basis and up to the amounts indicated by the Secretary of the Treasury to the Federal Reserve banks of the respective districts, to issue allotment notices, to receive payment for notes allotted, to make delivery of notes on full-paid subscriptions allotted, and they may issue interim receipts pending delivery of the definitive notes.

2. The Secretary of the Treasury may at any time, or from time to time, prescribe supplemental or amendatory rules and regulations governing the offering, which will be communicated promptly to the Federal Reserve banks.

HENRY MORGENTHAU, JR.,
Secretary of the Treasury.

Exhibit 4

Subscriptions and allotments, Treasury bonds of 1960-65, Treasury bonds of 1947, and Treasury notes of series B-1943 (from press releases, December 6, 9, and 14, 1938)¹

On December 5, 1938, Secretary of the Treasury Morgenthau announced that the subscription books for the cash offering of 2½ percent Treasury bonds of 1960-65 and of 1½ percent Treasury notes of series B-1943 closed at the close of business December 5, 1938; and that the subscription books for both issues and also for the 2 percent Treasury bonds of 1947 would close at the close of business December 7, 1938, for the receipt of subscriptions in payment of which 1½ percent Treasury notes of series C-1939, maturing March 15, 1939, were tendered.

Reports received from the Federal Reserve banks showed that the cash subscriptions for the Treasury bonds of 1960-65 aggregated \$5,732,477,150, of which \$402,892,800 was allotted. Subscriptions for the bonds were allotted 7 percent.

Cash subscriptions for the Treasury notes aggregated \$3,646,857,200, of which \$328,577,200 was allotted. Subscriptions for the notes were allotted 9 percent.

Subscriptions in payment of which Treasury notes of series C-1939 were tendered amounted to \$928,554,200, of which \$188,196,700 was for Treasury bonds of 1960-65, \$39,282,600 for Treasury notes of series B-1943, and \$701,074,900 for Treasury bonds of 1947. These subscriptions were allotted in full.

¹ Revised January 9, 1939.

Subscriptions and allotments were divided among the Federal Reserve districts and the Treasury as follows:

Federal Reserve district	Cash subscriptions received	Exchange subscriptions received and allotted	Total subscriptions received	Cash subscriptions allotted	Total subscriptions allotted
Treasury bonds of 1960-65					
Boston.....	\$575,029,450	\$7,062,450	\$582,091,900	\$40,326,900	\$47,389,350
New York.....	2,681,340,350	152,955,150	2,834,295,500	187,860,450	340,815,600
Philadelphia.....	376,825,400	3,860,250	380,685,650	26,581,650	30,441,900
Cleveland.....	351,262,400	6,495,350	357,757,750	24,734,250	31,229,600
Richmond.....	176,040,450	487,000	176,527,450	12,446,900	12,933,900
Atlanta.....	151,812,400	264,050	152,076,450	10,896,950	11,161,000
Chicago.....	581,061,950	12,311,050	593,373,000	40,884,200	53,195,250
St. Louis.....	123,642,000	1,244,150	124,886,150	8,784,400	10,028,550
Minneapolis.....	85,817,150	197,750	86,014,900	6,079,400	6,277,150
Kansas City.....	99,414,550	1,406,500	100,821,050	7,055,150	8,461,650
Dallas.....	106,550,750	1,005,000	107,555,750	7,534,250	8,539,250
San Francisco.....	344,275,300	352,000	344,627,300	24,145,150	24,497,150
Treasury.....	79,405,000	556,000	79,961,000	5,563,150	6,119,150
Total.....	5,732,477,150	188,196,700	5,920,673,850	402,892,800	591,089,500
Treasury notes of series B-1943					
Boston.....	\$260,626,600	\$1,048,600	\$261,675,200	\$23,473,200	\$24,521,800
New York.....	1,690,081,900	33,384,000	1,723,465,900	152,143,300	185,527,300
Philadelphia.....	211,008,500	603,700	211,612,200	19,006,000	19,609,700
Cleveland.....	278,367,500	301,400	278,668,900	25,075,900	25,377,300
Richmond.....	123,567,800	93,700	123,661,500	11,140,600	11,234,300
Atlanta.....	112,598,400	69,200	112,667,600	10,208,300	10,277,500
Chicago.....	394,808,000	1,143,200	395,951,200	35,605,800	36,749,000
St. Louis.....	103,290,100	2,195,700	105,485,800	9,313,400	11,509,100
Minneapolis.....	46,982,100	43,000	47,025,100	4,244,100	4,267,100
Kansas City.....	78,332,500	208,400	78,540,900	7,080,000	7,288,400
Dallas.....	64,612,700	10,000	64,622,700	5,846,800	5,856,800
San Francisco.....	270,972,500	151,700	271,124,200	24,394,900	24,546,600
Treasury.....	11,608,600	30,000	11,638,600	1,044,900	1,074,900
Total.....	3,646,857,200	39,282,600	3,686,139,800	328,577,200	367,859,800

TREASURY BONDS OF 1947

Federal Reserve district	Exchange subscriptions received and allotted	Federal Reserve district	Exchange subscriptions received and allotted
Boston.....	\$21,452,850	St. Louis.....	\$21,952,450
New York.....	439,968,600	Minneapolis.....	27,813,400
Philadelphia.....	11,348,450	Kansas City.....	17,339,750
Cleveland.....	15,205,100	Dallas.....	6,826,400
Richmond.....	39,156,550	San Francisco.....	12,344,800
Atlanta.....	8,278,150	Treasury.....	2,389,750
Chicago.....	76,998,650	Total.....	701,074,900

Exhibit 5

Offering of 2½ percent Treasury bonds of 1960-65 (additional), 2½ percent Treasury bonds of 1950-52 (additional), and 1½ percent Treasury notes of series B-1943 (additional)

On March 6, 1939, Secretary of the Treasury Morgenthau invited subscriptions at 102½ and accrued interest for an additional issue of 2½ percent Treasury bonds of 1960-65, at 102½ for an additional issue of Treasury bonds of 1950-52, and at 101 and accrued interest for an additional issue of 1½ percent Treasury notes of series B-1943. These issues were offered only in exchange for 2½ percent Treasury notes of series A-1939, maturing June 15, 1939. In the related press release it was stated that \$1,293,714,200 of these maturing notes were outstanding.

[Treasury bonds of 1960-65. Department Circular No. 603. Public Debt]

TREASURY DEPARTMENT,
Washington, March 6, 1939.

I. OFFERING OF BONDS

1. The Secretary of the Treasury, pursuant to the authority of the Second Liberty Bond Act, approved September 24, 1917, as amended, invites subscriptions at 102% and accrued interest from December 15, 1938, from the people of the United States for 2½ percent bonds of the United States, designated Treasury bonds of 1960-65, in payment of the face amount of which only Treasury notes of series A-1939, maturing June 15, 1939, may be tendered. The amount of the offering under this circular will be limited to the amount of Treasury notes of series A-1939 tendered and accepted.

II. DESCRIPTION OF BONDS

1. The bonds now offered will be an addition to and will form a part of the series of 2½ percent Treasury bonds of 1960-65 issued pursuant to Department Circular No. 598, dated December 5, 1938, will be freely interchangeable therewith, are identical in all respects therewith, and are described in the following quotation from Department Circular No. 598: [Description omitted here, see p. 233.]

III. SUBSCRIPTION AND ALLOTMENT

1. Subscriptions will be received at the Federal Reserve banks and branches and at the Treasury Department, Washington. Banking institutions generally may submit subscriptions for account of customers, but only the Federal Reserve banks and the Treasury Department are authorized to act as official agencies. The Secretary of the Treasury reserves the right to close the books as to any or all subscriptions or classes of subscriptions at any time without notice.

2. The Secretary of the Treasury reserves the right to reject any subscription, in whole or in part, to allot less than the amount of bonds applied for, to make allotments in full upon applications for smaller amounts and to make reduced allotments upon, or to reject, applications for larger amounts, or to adopt any or all of said methods or such other methods of allotment and classification of allotments as shall be deemed by him to be in the public interest; and his action in any or all of these respects shall be final. Subject to these reservations, all subscriptions will be allotted in full. Allotment notices will be sent out promptly upon allotment.

IV. PAYMENT

1. Payment at 102% and accrued interest for bonds allotted hereunder must be made or completed on or before March 15, 1939, or on later allotment. Payment of the face amount may be made only in Treasury notes of series A-1939, maturing June 15, 1939, which will be accepted at par. A premium of \$23.75 per \$1,000, and accrued interest from December 15, 1938, to March 15, 1939 (\$6.79945 per \$1,000), on the bonds to be issued, will be charged, and accrued interest from December 15, 1938, to March 15, 1939 (\$5.25412 per \$1,000), on the notes surrendered will be credited, and the difference (\$25.29533 per \$1,000) will be due from subscribers. Treasury notes of series A-1939, with coupon dated June 15, 1939, attached, and the appropriate cash payment, should accompany subscriptions.

V. GENERAL PROVISIONS

1. As fiscal agents of the United States, Federal Reserve banks are authorized and requested to receive subscriptions¹ * * *.

HENRY MORGENTHAU, Jr.,
Secretary of the Treasury.

¹ Omitted portion similar to corresponding section of Department Circular No. 593, p. 229.

[Treasury bonds of 1950-52. Department Circular No. 604. Public Debt]

TREASURY DEPARTMENT,
Washington, March 6, 1939.

I. OFFERING OF BONDS

1. The Secretary of the Treasury, pursuant to the authority of the Second Liberty Bond Act, approved September 24, 1917, as amended, invites subscriptions, at 102½, from the people of the United States for 2½ percent bonds of the United States, designated Treasury bonds of 1950-52, in payment of the face amount of which only Treasury notes of series A-1939, maturing June 15, 1939, may be tendered. The amount of the offering under this circular will be limited to the amount of Treasury notes of series A-1939 tendered and accepted.

II. DESCRIPTION OF BONDS

1. The bonds now offered will be an addition to and will form a part of the series of 2½ percent Treasury bonds of 1950-52 issued pursuant to Department Circular No. 593, dated September 8, 1938, will be freely interchangeable therewith, are identical in all respects therewith (except that interest on the bonds issued under this circular will accrue from March 15, 1939), and are described in the following quotation from Department Circular No. 593: [Description omitted here, see p. 229.]

III. SUBSCRIPTION AND ALLOTMENT

1. Subscriptions will be received at the Federal Reserve banks and branches and at the Treasury Department, Washington. Banking institutions generally may submit subscriptions for account of customers, but only the Federal Reserve banks and the Treasury Department are authorized to act as official agencies. The Secretary of the Treasury reserves the right to close the books as to any or all subscriptions or classes of subscriptions at any time without notice.

2. The Secretary of the Treasury reserves the right to reject any subscriptions, in whole or in part, to allot less than the amount of bonds applied for, to make allotments in full upon applications for smaller amounts and to make reduced allotments upon, or to reject, applications for larger amounts, or to adopt any or all of said methods or such other methods of allotment and classification of allotments as shall be deemed by him to be in the public interest; and his action in any or all of these respects shall be final. Subject to these reservations, all subscriptions will be allotted in full. Allotment notices will be sent out promptly upon allotment.

IV. PAYMENT

1. Payment at 102½ for bonds allotted hereunder must be made or completed on or before March 15, 1939, or on later allotment. Payment of the face amount may be made only in Treasury notes of series A-1939, maturing June 15, 1939, which will be accepted at par. A premium of \$25.00 per \$1,000 will be charged, and accrued interest from December 15, 1938, to March 15, 1939 (\$5.25412 per \$1,000), on the notes surrendered will be credited, and the difference (\$19.74588 per \$1,000) will be due from subscribers. Treasury notes of series A-1939, with coupon dated June 15, 1939, attached, and the appropriate cash payment, should accompany subscriptions.

V. GENERAL PROVISIONS

1. As fiscal agents of the United States, Federal Reserve banks are authorized and requested to receive subscriptions¹ * * *

HENRY MORGENTHAU, Jr.,
Secretary of the Treasury.

[Treasury notes, series B-1943. Department Circular No. 605. Public Debt]

TREASURY DEPARTMENT,
Washington, March 6, 1939.

I. OFFERING OF NOTES

1. The Secretary of the Treasury, pursuant to the authority of the Second Liberty Bond Act, approved September 24, 1917, as amended, invites subscrip-

¹ Omitted portion similar to corresponding section of Department Circular No. 593, p. 229.

tions, at 101 and accrued interest from December 15, 1938, from the people of the United States for 1½ percent notes of the United States, designated Treasury notes of series B-1943, in payment of the face amount of which only Treasury notes of series A-1939, maturing June 15, 1939, may be tendered. The amount of the offering under this circular will be limited to the amount of Treasury notes of series A-1939 tendered and accepted.

II. DESCRIPTION OF NOTES

1. The notes now offered will be an addition to and will form a part of the series of 1½ percent Treasury notes of series B-1943 issued pursuant to Department Circular No. 600, dated December 5, 1938, will be freely interchangeable therewith, are identical in all respects therewith, and are described in the following quotation from Department Circular No. 600: [Description omitted here, see p. 236.]

III. SUBSCRIPTION AND ALLOTMENT

1. Subscriptions will be received at the Federal Reserve banks and branches and at the Treasury Department, Washington. Banking institutions generally may submit subscriptions for account of customers, but only the Federal Reserve banks and the Treasury Department are authorized to act as official agencies. The Secretary of the Treasury reserves the right to close the books as to any or all subscriptions or classes of subscriptions at any time without notice.

2. The Secretary of the Treasury reserves the right to reject any subscription, in whole or in part, to allot less than the amount of notes applied for, to make allotments in full upon applications for smaller amounts and to make reduced allotments upon, or to reject, applications for larger amounts, or to adopt any or all of said methods or such other methods of allotment and classification of allotments as shall be deemed by him to be in the public interest; and his action in any or all of these respects shall be final. Subject to these reservations, all subscriptions will be allotted in full. Allotment notices will be sent out promptly upon allotment.

IV. PAYMENT

1. Payment at 101 and accrued interest for notes allotted hereunder must be made or completed on or before March 15, 1939, or on later allotment. Payment of the face amount may be made only in Treasury notes of series A-1939, maturing June 15, 1939, which will be accepted at par. A premium of \$10.00 per \$1,000, and accrued interest from December 15, 1938, to March 15, 1939 (\$2.78159 per \$1,000), on the notes to be issued, will be charged, and accrued interest from December 15, 1938, to March 15, 1939 (\$5.25412 per \$1,000), on the notes surrendered will be credited, and the difference (\$7.52747 per \$1,000) will be due from subscribers. Treasury notes of series A-1939, with coupon dated June 15, 1939, attached, and the appropriate cash payment, should accompany subscriptions.

V. GENERAL PROVISIONS

1. As fiscal agents of the United States, Federal Reserve banks are authorized and requested to receive subscriptions¹ * * *

HENRY MORGENTHAU, JR.,
Secretary of the Treasury.

Exhibit 6

Allotments, Treasury bonds of 1960-65 (additional), Treasury bonds of 1950-52 (additional), and Treasury notes of series B-1943 (additional) (from press releases, March 7 and 14, 1939²)

On March 6, 1939, Secretary of the Treasury Morgenthau announced that the subscription books for the offering of 2½ percent Treasury bonds of 1960-65, 2½ percent Treasury bonds of 1950-52, and 1½ percent Treasury notes of series B-1943 would close at the close of business March 8, 1939. Reports received from the Federal Reserve banks showed that \$1,266,853,300 of Treasury notes of series A-1939, maturing June 15, 1939, were exchanged, \$894,295,600 for the

¹ Omitted portion similar to corresponding section of Department Circular No. 594, p. 231.

² Revised April 20, 1939.

Treasury bonds of 1960-65, \$319,444,500 for the Treasury bonds of 1950-52, and \$53,113,200 for the Treasury notes of series B-1943. Subscriptions were allotted in full.

Allotments were divided among the Federal Reserve districts and the Treasury as follows:

Federal Reserve district	Treasury bonds of 1960-65	Treasury bonds of 1950-52	Treasury notes, series B-1943	Total subscriptions received and allotted
Boston.....	\$39,230,500	\$20,222,200	\$2,237,600	\$61,690,300
New York.....	570,593,000	216,519,700	36,029,100	823,141,800
Philadelphia.....	40,924,400	4,947,000	2,092,100	47,963,500
Cleveland.....	17,547,500	9,374,100	800,600	27,722,200
Richmond.....	29,835,300	5,206,900	502,600	35,544,800
Atlanta.....	8,243,300	1,696,500	107,000	10,046,800
Chicago.....	130,087,100	25,365,500	7,247,700	162,700,300
St. Louis.....	7,814,700	11,354,000	1,329,300	20,498,000
Minneapolis.....	11,769,300	12,659,800	311,000	24,740,100
Kansas City.....	9,718,200	6,103,500	642,500	16,464,200
Dallas.....	7,752,200	1,945,300	1,563,500	11,261,000
San Francisco.....	17,839,900	3,523,000	228,700	21,591,600
Treasury.....	2,940,200	527,000	21,500	3,488,700
Total.....	894,295,600	319,444,500	53,113,200	1,266,853,300

Exhibit 7

Offering of ¾ percent Treasury notes of series A-1944

On June 5, 1939, Secretary of the Treasury Morgenthau invited subscriptions for 5 year, ¾ percent Treasury notes of series A-1944, in payment of which only 1% percent Treasury notes of series D-1939, maturing September 15, 1939, could be tendered. In the related press release it was stated that \$426,554,600 of these maturing notes were outstanding.

[Department Circular No. 611. Public Debt]

TREASURY DEPARTMENT,
Washington, June 5, 1939.

I. OFFERING OF NOTES

1. The Secretary of the Treasury, pursuant to the authority of the Second Liberty Bond Act, approved September 24, 1917, as amended, invites subscriptions, at par, from the people of the United States for ¾ percent notes of the United States, designated Treasury notes of series A-1944, in payment of which only Treasury notes of series D-1939, maturing September 15, 1939, may be tendered. The amount of the offering under this circular will be limited to the amount of Treasury notes of series D-1939 tendered and accepted.

II. DESCRIPTION OF NOTES

1. The notes will be dated June 15, 1939, and will bear interest from that date at the rate of ¾ percent per annum, payable semiannually on December 15, 1939, and thereafter on June 15 and December 15 in each year until the principal amount becomes payable. They will mature June 15, 1944, and will not be subject to call for redemption prior to maturity.

2. The notes shall be exempt, both as to principal and interest, from all taxation (except estate or inheritance taxes, or gift taxes) now or hereafter imposed by the United States, any State, or any of the possessions of the United States, or by any local taxing authority.

3. The notes will be accepted at par during such time and under such rules and regulations as shall be prescribed or approved by the Secretary of the Treasury in payment of income and profits taxes payable at the maturity of the notes.

4. The notes will be acceptable to secure deposits of public moneys, but will not bear the circulation privilege.

5. Bearer notes with interest coupons attached will be issued in denominations of \$100, \$500, \$1,000, \$5,000, \$10,000, and \$100,000. The notes will not be issued in registered form.

6. The notes will be subject to the general regulations of the Treasury Department, now or hereafter prescribed, governing United States notes.

III. SUBSCRIPTION AND ALLOTMENT

1. Subscriptions will be received at the Federal Reserve banks and branches and at the Treasury Department, Washington. Banking institutions generally may submit subscriptions for account of customers, but only the Federal Reserve banks and the Treasury Department are authorized to act as official agencies. The Secretary of the Treasury reserves the right to close the books as to any or all subscriptions or classes of subscriptions at any time without notice.

2. The Secretary of the Treasury reserves the right to reject any subscription, in whole or in part, to allot less than the amount of notes applied for, to make allotments in full upon applications for smaller amounts and to make reduced allotments upon, or to reject, applications for larger amounts, or to adopt any or all of said methods or such other methods of allotment and classification of allotments as shall be deemed by him to be in the public interest; and his action in any or all of these respects shall be final. Subject to these reservations, all subscriptions will be allotted in full. Allotment notices will be sent out promptly upon allotment.

IV. PAYMENT

1. Payment at par for notes allotted hereunder must be made or completed on or before June 15, 1939, or on later allotment, and may be made only in Treasury notes of series D-1939, maturing September 15, 1939, which will be accepted at par, and should accompany the subscription. Coupons dated September 15, 1939, must be attached to the notes when surrendered, and accrued interest from March 15, 1939, to June 15, 1939 (\$3.4375 per \$1,000), will be paid following acceptance of the notes.

V. GENERAL PROVISIONS

1. As fiscal agents of the United States, Federal Reserve banks are authorized and requested to receive subscriptions¹ * * *.

HENRY MORGENTHAU, Jr.,
Secretary of the Treasury.

Exhibit 8

Allotments, Treasury notes of series A-1944 (from press releases, June 6 and 12, 1939²)

On June 5, 1939, Secretary of the Treasury Morgenthau announced that the subscription books for the offering of $\frac{3}{4}$ percent Treasury notes of series A-1944 would close at the close of business June 7, 1939. Reports from the Federal Reserve banks showed that \$415,519,500 of $1\frac{1}{8}$ percent Treasury notes of series D-1939, maturing September 15, 1939, had been exchanged for the notes of series A-1944.

Subscriptions and allotments were divided among the Federal Reserve districts and the Treasury as follows:

Federal Reserve district	Subscriptions received and allotted	Federal Reserve district	Subscriptions received and allotted
Boston.....	\$9,906,500	Minneapolis.....	\$2,324,000
New York.....	268,216,700	Kansas City.....	5,088,200
Philadelphia.....	4,485,800	Dallas.....	2,310,600
Cleveland.....	7,001,900	San Francisco.....	4,076,300
Richmond.....	3,461,700	Treasury.....	152,700
Atlanta.....	1,412,500		
Chicago.....	96,736,700	Total.....	415,519,500
St. Louis.....	9,845,900		

¹ Omitted portion similar to corresponding section of Department Circular No. 594, p. 231.

² Revised June 30, 1939.

Issues of Treasury bills

Exhibit 9

Inviting tenders for Treasury bills dated July 6, 1938 (press release, June 29, 1938)

TREASURY DEPARTMENT,
Washington, June 29, 1938.

The Secretary of the Treasury gives notice that tenders are invited for Treasury bills to the amount of \$100,000,000, or thereabouts. They will be 91-day bills; and will be sold on a discount basis to the highest bidders. Tenders will be received at the Federal Reserve banks, or the branches thereof, up to two o'clock p. m., Eastern Standard time, on Friday, July 1, 1938. Tenders will not be received at the Treasury Department, Washington.

The Treasury bills will be dated July 6, 1938, and will mature on October 5, 1938, and on the maturity date the face amount will be payable without interest. They will be issued in bearer form only, and in amounts or denominations of \$1,000, \$10,000, \$100,000, \$500,000, and \$1,000,000 (maturity value).

It is urged that tenders be made on the printed forms and forwarded in the special envelopes which will be supplied by the Federal Reserve banks or branches upon application therefor.

No tender for an amount less than \$1,000 will be considered. Each tender must be in multiples of \$1,000. The price offered must be expressed on the basis of 100, with not more than three decimal places, e. g., 99.125. Fractions must not be used.

Tenders will be accepted without cash deposit from incorporated banks and trust companies and from responsible and recognized dealers in investment securities. Tenders from others must be accompanied by a deposit of 10 percent of the face amount of Treasury bills applied for, unless the tenders are accompanied by an express guaranty of payment by an incorporated bank or trust company.

Immediately after the closing hour for receipt of tenders on July 1, 1938, all tenders received at the Federal Reserve banks or branches thereof up to the closing hour will be opened and public announcement of the acceptable prices will follow as soon as possible thereafter, probably on the following morning. The Secretary of the Treasury expressly reserves the right to reject any or all tenders or parts of tenders, and to allot less than the amount applied for, and his action in any such respect shall be final. Those submitting tenders will be advised of the acceptance or rejection thereof. Payment at the price offered for Treasury bills allotted must be made at the Federal Reserve banks in cash or other immediately available funds on July 6, 1938.

The Treasury bills will be exempt, as to principal and interest, and any gain from the sale or other disposition thereof will also be exempt, from all taxation, except estate and inheritance taxes. (Attention is invited to Treasury Decision 4550, ruling that Treasury bills are not exempt from the gift tax.) No loss from the sale or other disposition of the Treasury bills shall be allowed as a deduction, or otherwise recognized, for the purposes of any tax now or hereafter imposed by the United States or any of its possessions.

Treasury Department Circular No. 418, as amended, and this notice prescribe the terms of the Treasury bills and govern the conditions of their issue. Copies of the circular may be obtained from any Federal Reserve bank or branch thereof.

Exhibit 10

Acceptance of tenders for Treasury bills dated July 6, 1938 (press release, July 2, 1938)

TREASURY DEPARTMENT,
Washington, July 2, 1938.

The Secretary of the Treasury announced last evening that the tenders for \$100,000,000, or thereabouts, of 91-day Treasury bills, to be dated July 6 and to

mature October 5, 1938, which were offered on June 29, were opened at the Federal Reserve banks on July 1.

The details of this issue are as follows:

Total applied for, \$189,753,000.

Total accepted, \$100,001,000.

Range of accepted bids:

High, 100.000.

Low, 99.992. Equivalent rate approximately 0.032 percent.

Average price, 99.994. Equivalent rate approximately 0.023 percent.
(84 percent of the amount bid for at the low price was accepted.)

Exhibit 11

Press releases pertaining to Treasury bill issues during the fiscal year 1939 were similar in form to the foregoing and are, therefore, not here reproduced. The essential details regarding each issue are summarized in the following table:

Summary of information contained in press releases issued in connection with Treasury bills offered during the fiscal year 1939

Date of issue	Date of maturity	Days to maturity	Total amount applied for (in thousands)	Bids accepted						Date of press releases	Date of closing	
				Highest		Lowest		Amount (in thousands)	Average			
				Price (per hundred)	Equivalent rate (percent)	Price (per hundred)	Equivalent rate (percent)		Price (per hundred)			Equivalent rate (percent)
1938												
July 6	Oct. 5	91	\$189,753	100.000		99.992	0.032	\$100,001	99.994	0.023	June 29 and July 2	1938
July 13	Oct. 13	92	210,024	99.995	0.020	99.989	.043	100,214	99.990	.038	July 8 and 12	July 11
July 20	Oct. 19	91	187,824	99.994	.024	99.984	.063	100,124	99.986	.054	July 15 and 19	July 18
July 27	Oct. 26	91	264,955	99.994	.024	99.981	.075	100,224	99.985	.059	July 22 and 26	July 25
Aug. 3	Nov. 2	91	289,356	99.990	.040	99.983	.067	100,315	99.984	.062	July 29 and Aug. 2	Aug. 1
Aug. 10	Nov. 9	91	303,121	99.991	.036	99.986	.055	100,025	99.989	.044	Aug. 5 and 9	Aug. 8
Aug. 17	Nov. 16	91	235,722	99.991	.036	99.987	.051	100,493	99.988	.047	Aug. 12 and 16	Aug. 15
Aug. 24	Nov. 23	91	245,680	99.990	.040	99.987	.051	100,058	99.988	.048	Aug. 19 and 23	Aug. 22
Aug. 31	Nov. 30	91	251,175	99.990	.040	99.987	.051	100,506	99.988	.047	Aug. 26 and 30	Aug. 29
Sept. 7	Dec. 7	91	228,970	99.992	.032	99.986	.055	100,148	99.988	.049	Aug. 31 and Sept. 3	Sept. 2
Sept. 14	Dec. 14	91	218,660	100.000		99.968	.127	100,000	99.974	.103	Sept. 9 and 13	Sept. 12
Sept. 21	Dec. 21	91	260,895	99.980	.079	99.969	.123	100,043	99.973	.106	Sept. 16 and 20	Sept. 19
Sept. 28	Dec. 28	91	279,925	99.987	.051	99.959	.162	100,026	99.964	.142	Sept. 23 and 27	Sept. 26
1939												
Oct. 5	Jan. 4	91	455,786	100.000		99.990	.040	100,125	99.992	.032	Sept. 30 and Oct. 4	Oct. 3
Oct. 13	Jan. 11	90	425,732	100.000		99.994	.024	100,041	99.995	.022	Oct. 7 and 11	Oct. 10
Oct. 19	Jan. 18	91	320,338	100.000		99.994	.024	100,029	99.995	.018	Oct. 14 and 18	Oct. 17
Oct. 26	Jan. 25	91	297,144	100.000		99.992	.032	100,467	99.994	.026	Oct. 21 and 25	Oct. 24
Nov. 2	Feb. 1	91	399,386	100.000		99.993	.028	100,241	99.993	.027	Oct. 28 and Nov. 1	Oct. 31
Nov. 9	Feb. 8	91	331,119	100.000		99.994	.024	100,729	99.994	.022	Nov. 2 and 5	Nov. 4
Nov. 16	Feb. 15	91	288,457	99.998	.008	99.992	.032	100,544	99.993	.027	Nov. 10 and 15	Nov. 14
Nov. 23	Feb. 23	92	323,934	100.000		99.993	.027	100,323	99.993	.026	Nov. 18 and 22	Nov. 21
Nov. 30	Mar. 1	91	325,620	100.000		99.994	.024	100,304	99.995	.021	Nov. 25 and 29	Nov. 28
Dec. 7	Mar. 8	91	354,169	100.000		99.995	.020	100,983	99.996	.017	Dec. 2 and 6	Dec. 5
Dec. 14	Mar. 15	91	384,501	100.000		99.996	.016	100,716	99.997	.013	Dec. 9 and 13	Dec. 12
Dec. 21	Mar. 22	91	497,667	100.000		99.998	.008	100,632	99.999	.006	Dec. 16 and 20	Dec. 19
Dec. 28	Mar. 29	91	507,427	100.000+		100.000		101,032	100.000+		Dec. 21 and 24	Dec. 23
1939												
Jan. 4	Apr. 5	91	488,825	100.000+		100.000		100,724	100.000+		Dec. 28 and 31	Dec. 30
1939												
Jan. 11	Apr. 12	91	373,987	100.000+		100.000		101,344	100.000+		Jan. 6 and 10	1939
Jan. 18	Apr. 19	91	294,753	100.000+		99.999		101,152	100.000-	.001	Jan. 13 and 17	Jan. 16
Jan. 25	Apr. 26	91	250,496	100.000		99.997	.012	100,441	99.998	.007	Jan. 20 and 24	Jan. 23

Feb. 1	May 3	91	302,689	100.000	99.999	.004	100,587	99.999+	.002	Jan. 27 and 31	Jan. 30
Feb. 8	May 10	91	302,135	100.000	99.999	.004	101,287	99.999	.004	Feb. 3 and 7	Feb. 6
Feb. 15	May 17	91	263,368	100.000	99.998	.008	100,378	99.999	.005	Feb. 8 and 11	Feb. 10
Feb. 23	May 24	90	321,469	100.000	99.999	.004	100,785	99.999	.004	Feb. 17 and 21	Feb. 20
Mar. 1	May 31	91	301,524	100.000	99.999	.004	101,954	99.999	.004	Feb. 24 and 28	Feb. 27
Mar. 8	June 7	91	323,242	100.000	99.999		100,487	100.000-		Mar. 3 and 7	Mar. 6
Mar. 15	June 14	91	302,584	100.000+	99.999		100,369	100.000-	.002	Mar. 10 and 14	Mar. 13
Mar. 22	June 21	91	342,142	100.000+	99.999		101,449	100.000-	.003	Mar. 17 and 21	Mar. 20
Mar. 29	June 28	91	320,261	100.001	99.999		100,496	99.999+	.003	Mar. 24 and 28	Mar. 27
Apr. 5	July 5	91	256,754	100.001	99.993	.028	100,287	99.996	.016	Mar. 31 and Apr. 4	Apr. 3
Apr. 12	July 12	91	207,502	100.000	99.992	.032	100,167	99.994	.025	Apr. 7 and 11	Apr. 10
Apr. 19	July 19	91	222,809	100.000	99.993	.028	100,444	99.994	.023	Apr. 14 and 18	Apr. 17
Apr. 26	July 26	91	315,356	100.000	99.995	.020	100,205	99.996	.016	Apr. 21 and 25	Apr. 24
May 3	Aug. 2	91	377,474	100.000	99.996	.018	100,384	99.997	.012	Apr. 28 and May 2	May 1
May 10	Aug. 9	91	417,718	100.000	99.997	.012	101,918	99.998	.009	May 5 and 9	May 8
May 17	Aug. 16	91	414,368	100.000	99.998	.008	100,341	99.999	.005	May 12 and 16	May 15
May 24	Aug. 23	91	397,220	100.000	99.998	.008	101,001	99.999	.005	May 19 and 23	May 22
May 31	Aug. 30	91	392,040	100.000	99.999	.004	100,521	99.999	.004	May 24 and 27	May 26
June 7	Sept. 6	91	304,724	100.000	99.999	.004	100,912	99.999	.004	June 2 and 6	June 5
June 14	Sept. 13	91	311,441	100.000	99.999	.004	100,342	99.999	.004	June 9 and 13	June 12
June 21	Sept. 20	91	281,705	100.000	99.999	.004	100,938	99.999+	.003	June 16 and 20	June 19
June 28	Sept. 27	91	236,069	100.000	99.998	.008	100,109	99.999	.005	June 23 and 27	June 26

¹ Bank discount basis.

² As revised Aug. 24, 1938.

³ Except for one bid of \$50,000.

⁴ As revised Oct. 13, 1938.

⁵ As revised Oct. 19, 1938.

⁶ As revised Dec. 21, 1938.

⁷ As revised Jan. 4, 1939.

⁸ As revised Jan. 11, 1939.

⁹ As revised Feb. 23, 1939.

¹⁰ As revised Mar. 1, 1939.

¹¹ As revised Mar. 22, 1939.

¹² As revised Mar. 29, 1939.

¹³ As revised Apr. 26, 1939.

¹⁴ As revised May 17, 1939.

United States savings bonds

Exhibit 12

Offering of United States savings bonds, series D

[Department Circular No. 596. Public Debt]

TREASURY DEPARTMENT,
Washington, December 15, 1938.

OFFERING OF UNITED STATES SAVINGS BONDS, SERIES D

1. The Secretary of the Treasury, pursuant to the authority of the Second Liberty Bond Act, approved September 24, 1917, as amended, offers for sale, to the people of the United States, through the Postal Service and other designated agencies (see paragraph 6), an issue of bonds of the United States, designated United States savings bonds, series D, which will be issued on a discount basis, in amounts of \$25 (maturity value) and multiples thereof, will mature in 10 years from the issue date, but will be redeemable before maturity at the option of owners. These bonds will be placed on sale beginning January 1, 1939, and will continue to be on sale until this offering is terminated by notice given by the Secretary of the Treasury to the Postmaster General and to other designated sales agencies.

2. By notice heretofore given to the Postmaster General and to other designated sales agencies, the sale of United States savings bonds of series C pursuant to Department Circular No. 571, dated December 16, 1936, as amended, will terminate on December 31, 1938. All applications for United States savings bonds received by mail subsequent to December 31, 1938, will be treated as applications for series D bonds. Savings bonds of any series prior to series D may not be purchased after December 31, 1938.

DESCRIPTION OF BONDS OFFERED

3. United States savings bonds, series D, will be issued only in registered form, in denominations of \$25, \$50, \$100, \$500, and \$1,000 (maturity values), at prices hereinafter set forth, and each bond will have inscribed thereon by the authorized postmaster (or other agent) at the time of original issue the name and address of the owner, the date as of which issued, and the date of maturity and will bear an imprint of the dating stamp (with current date) of the postmaster or other issuing agent in the circle in the lower left corner of the bond. Each bond will also bear the facsimile signature of the Secretary of the Treasury, and the seal of the Treasury will be impressed thereon. All such savings bonds will be dated as of the first day of the month in which the issue price (or the application accompanied by remittance to cover the issue price) is received by an authorized agent; they will mature and be payable 10 years from such issue date. Savings bonds may not be called for redemption by the Secretary of the Treasury prior to maturity, but they may be redeemed prior to maturity (but not within 60 days after the issue date) at the owner's option, in accordance with the table of redemption values appearing at the end of this circular. Partial redemption of savings bonds of denominations other than \$25 (maturity value) will be permitted in accordance with regulations prescribed from time to time by the Secretary of the Treasury (see paragraph 14). No interest will be paid on savings bonds, but they increase in redemption value at the end of the first year from issue date, and at the end of each successive half-year period thereafter until their maturity, when the face amount becomes payable. The increment in value is payable only upon redemption of the bond. A table of redemption values for each bond appears on the face thereof. The purchase price of savings bonds has been fixed so as to afford an investment yield of about 2.9 percent per annum compounded semiannually if the bonds are held to maturity; if the owner exercises his option to redeem a bond prior to maturity the investment yield will be less (see table at the end of this circular).

4. The savings bonds will not be transferrable, and will be payable only to the owner named thereon, except in case of death or disability of the owner or as otherwise specifically provided in regulations prescribed from time to time by the Secretary of the Treasury (see paragraph 14), and in any event only in accordance with such regulations. Accordingly they may not be sold and may not be hypothecated as collateral for a loan. Savings bonds shall be valid only if inscribed with the owner's name and address, dated the first day of the month in

which the issue price (or the application accompanied by remittance to cover the issue price) is received, and duly delivered by an authorized postmaster or other issuing agent; if issued by a postmaster they will bear the post-office dating (money order) stamp, and if issued by another agent they will bear the dating stamp of that agent.

5. Each of the bonds issued hereunder will be entitled to such exemption from taxation as may be authorized by the law in effect on its issue date. Under the law in effect on the date of this circular (December 15, 1938) the bonds are exempt, both as to principal and interest, from all taxation now or hereafter imposed by the United States, any State, or any of the possessions of the United States or by any local taxing authority, except (a) estate or inheritance taxes, or gift taxes, and (b) graduated additional income taxes, commonly known as surtaxes, and excess-profits and war-profits taxes, now or hereafter imposed by the United States, upon the income or profits of individuals, partnerships, associations, or corporations; the interest on an amount of bonds authorized by the Second Liberty Bond Act, approved September 24, 1917, as amended, the principal of which does not exceed in the aggregate \$5,000, owned by any individual, partnership, association, or corporation, shall be exempt from the taxes provided for in clause (b) above; and further, for the purposes of determining taxes and tax exemptions, the increment in value of savings bonds represented by the difference between the price paid and the redemption value received (whether at or before maturity) shall be considered as interest.

PURCHASE

6. Savings bonds of series D may be purchased for cash at post offices of the first, second, and third classes, and at selected post offices of the fourth class, at any time while this offer is in effect; and, subject to regulations prescribed by the Board of Trustees of the Postal Savings System, the withdrawal of postal savings deposits will be permitted for the purpose of acquiring savings bonds. Savings bonds may also be purchased by mail upon application to the Treasurer of the United States, Washington, D. C., or to any Federal Reserve bank,¹ accompanied by a remittance to cover the issue price. Any Federal credit union or Federal savings and loan association which has been designated and has qualified for employment as fiscal agent of the United States for the purpose may accept, from its members only, applications for United States savings bonds, accompanied by remittance of the issue price, and will transmit such applications and remittances to the appropriate Federal Reserve bank for issue of the bonds.² The issue prices of the various denominations of savings bonds of series D follow:

Denomination (maturity value).....	\$25.00	\$50.00	\$100.00	\$500.00	\$1,000.00
Issue (purchase) price.....	\$18.75	\$37.50	\$75.00	\$375.00	\$750.00

LIMITATION ON HOLDINGS

7. Section 22 of the Second Liberty Bond Act, as amended, provides that it shall not be lawful for any one person at any one time to hold savings bonds issued during any one calendar year in an aggregate amount exceeding \$10,000 maturity value. In determining whether this limitation is exceeded at any time by any one person, there must be taken into account the aggregate present interest of that person at such time in the maturity value of all savings bonds issued during any one calendar year including, but not limited to, (a) the entire maturity value of (1) bonds registered in the name of that person alone, (2) those registered in his name with another named as coowner; as well as (b) the extent of his present interest in (3) those held for his benefit by a fiduciary and (4) those in which a present interest has been acquired by him on the death of another or on the happening of any other event. Bonds of which the person is merely the designated beneficiary in case of the death of the owner, or bonds which are held by him in a fiduciary capacity only, or those in the income and principal of which he has only a future interest need not be included. Any one person may hold up to \$10,000, maturity value, of savings bonds issued during any one calendar year and up to an additional \$10,000, maturity value, issued in any other calendar year (January 1 to December 31), so long as these bonds are offered for sale. If any person at any

¹ The Federal Reserve banks are located at Boston, Mass., New York, N. Y., Philadelphia, Pa., Cleveland, Ohio, Richmond, Va., Atlanta, Ga., Chicago, Ill., St. Louis, Mo., Minneapolis, Minn., Kansas City, Mo., Dallas, Tex., and San Francisco, Calif.

² For regulations governing Federal savings and loan associations and Federal credit unions, as fiscal agents of the United States, in connection with the sale of United States savings bonds to their members, see Department Circular No. 568, dated September 15, 1936.

time acquires a present interest in savings bonds issued during any one calendar year in an amount exceeding \$10,000, maturity value, he should immediately surrender the excess, which will be redeemed at the redemption value current on the date the excess arose.

AUTHORIZED FORMS OF REGISTRATION.

8. United States savings bonds may be registered (1) in the name of any natural person (that is, an individual) whether an adult or a minor, (2) in the names of two (but not more than two) natural persons as coowners, (3) in the name of one natural person payable on death to a single designated natural person, (4) in the name of any incorporated or unincorporated body, (5) in the name of a fiduciary, and (6) in the name of the owner or custodian of public funds. Full information as to the authorized forms of registration for United States savings bonds will be found in the regulations prescribed from time to time by the Secretary of the Treasury (see paragraph 14). These regulations may be seen at any post office and may be obtained from the Treasury Department, Division of Loans and Currency, Washington, D. C., or from any Federal Reserve bank.

DELIVERY AND SAFEKEEPING OF BONDS

9. Postmasters and other agents from whom savings bonds may be purchased are authorized to deliver such bonds duly inscribed and dated upon receipt of the issue price. Delivery should not be accepted by any purchaser until he has verified that the correct name and address are duly inscribed on the face of the bond, that the bond is duly dated as of the first day of the month in which payment of the issue price was received by the agent, that the maturity or due date (10 years after the issue date) is entered thereon, and that the dating stamp (with current date) of the postmaster or other issuing agent is imprinted in the circle in the lower left corner of the bond.

10. A savings bond will be held in safekeeping without charge by the Secretary of the Treasury if the holder so desires, and in such connection the facilities of the Federal Reserve banks as fiscal agents of the United States will be utilized. Arrangements may be made for such safekeeping as provided in regulations prescribed from time to time by the Secretary of the Treasury (see paragraph 14), at the time of purchase or subsequently. Postmasters generally will assist holders in arranging for safekeeping, but will not act as safekeeping agents.

PAYMENT AT MATURITY OR ON REDEMPTION PRIOR TO MATURITY

11. (a) *General.*—Any savings bond will be paid in full at maturity, or, at the option of the owner, will be redeemed in whole or in part at the appropriate redemption value prior to maturity (but not within 60 days after the issue date), in accordance with the terms of the regulations prescribed from time to time by the Secretary of the Treasury (see paragraph 14), following presentation and surrender of the bond, by registered mail or otherwise, at the expense and risk of the owner, to the Treasury Department, Washington, D. C., or to any Federal Reserve bank, with a request for payment properly executed. Unless otherwise directed by the Department, the form of request appearing on the back of the bond should be used.

(b) *Execution of request for payment.*—The registered owner, or other person entitled to payment under the regulations of the Treasury Department, must appear before one of the officers authorized by the Secretary of the Treasury to witness and certify requests for payment (see paragraph (c), below), establish his identity, and in the presence of such officer sign the request for payment, adding his current post-office address. After the request for payment has been so signed, the witnessing officer should complete and sign the certificate provided, and the bond should then be presented and surrendered as provided in subparagraph (d), following.

(c) *Officers authorized to witness and certify requests for payment.*—The officers authorized to witness and certify requests for payment of savings bonds are set forth in regulations prescribed from time to time by the Secretary of the Treasury, such officers including United States postmasters and certain other post-office officials, and executive officers of any bank or trust company incorporated in the United States or its organized Territories, including officers at domestic and foreign branches who are certified to the Treasury Department as executive officers. For a complete list of officers now authorized to witness and certify requests for

payment of savings bonds see Section VI, paragraph 3, of Treasury Department Circular No. 530, Second Revision, dated December 15, 1938.

(d) *Presentation and surrender.*—After the request for payment has been duly executed by the owner and the certifying officer, the bond must be delivered to the Treasury Department or to a Federal Reserve bank at the expense and risk of the owner and, for his protection, the bond should be forwarded by registered mail if not presented in person.

(e) *Disability or death.*—In case of the disability of the registered owner or the death of a registered owner not survived by a coowner or designated beneficiary instructions should be obtained from the Treasury Department, Division of Loans and Currency, Washington, D. C., before the request is executed.

(f) *Methods of payment.*—Postmasters generally will assist owners in securing payment at or before maturity but they will not make payment of savings bonds. Payment in all cases will be made by the issuance of a check drawn to the order of the registered owner or other person entitled to payment, and mailed to the address given in the request for payment.

(g) *Partial redemption.*—Partial redemption of a savings bond of a denomination higher than \$25 (maturity value) at current redemption value is permitted, but only in multiples of \$25 (maturity value). In case of partial redemption the remainder will be reissued in authorized denominations bearing the same issue date as the bond surrendered for partial redemption.

AUTHORIZED REISSUES

12. Reissue of savings bonds in a different form of registration is authorized in certain instances, concerning which full information is given in regulations prescribed from time to time by the Secretary of the Treasury (see paragraph 14).

SERIES DESIGNATION

13. Savings bonds of series D, offered hereunder, to be issued during the calendar year 1939, will be designated series D-1939, and those which may be issued in subsequent years will be similarly designated by the series letter followed by the year of issue. The designations of savings bonds heretofore issued, as evidenced by their series letters and the respective years of issue inscribed thereon, follow:

Series A-1935 for bonds of series A issued during 1935.

Series B-1936 for bonds of series B issued during 1936.

Series C-1937 for bonds of series C issued during 1937.

Series C-1938 for bonds of series C issued during 1938.

GENERAL PROVISIONS

14. All savings bonds issued pursuant to this circular shall be subject to regulations prescribed from time to time by the Secretary of the Treasury. Such regulations may require, among other things, reasonable notice in case of presentation of savings bonds for redemption prior to maturity. The present regulations governing savings bonds issued hereunder are contained in Treasury Department Circular No. 530, Second Revision, dated December 15, 1938.

15. The Secretary of the Treasury may designate agencies other than those herein designated for the sale of United States savings bonds of series D, and he reserves the right to refuse to issue or permit to be issued hereunder any such savings bonds in any case or class or classes of cases if he deems such action to be in the public interest.

16. Postmasters of the first, second, and third classes, and selected postmasters of the fourth class, under regulations promulgated by the Postmaster General, and Federal Reserve banks and designated and qualified Federal credit unions and Federal savings and loan associations, as fiscal agents of the United States, are authorized to perform such fiscal agency services as may be requested of them in connection with the issue, delivery, safekeeping, redemption, and payment of savings bonds.

17. The Secretary of the Treasury may at any time or from time to time supplement or amend the terms of this circular, information as to which will be promptly furnished to the Postmaster General and other agents acting as fiscal agents of the United States in connection with savings bonds.

HENRY MORGENTHAU, Jr.,
Secretary of the Treasury.

Table showing how United States savings bonds of series D increase in redemption value during the successive half-year periods following issue,¹ and the approximate investment yield at the beginning of each such period shown as rate percent per annum, compounded semiannually

Maturity value.....	\$25. 00	\$50. 00	\$100	\$500	\$1, 000	Approximate investment yield at beginning of each half-year period
Issue price.....	\$18. 75	\$37. 50	\$75	\$375	\$750	
Period after issue date	Redemption values during each period					
First year.....	\$18. 75	\$37. 50	\$75. 00	\$375. 00	\$750. 00	None
1 to 1½ years.....	19. 00	38. 00	76. 00	380. 00	760. 00	1. 33%
1½ to 2 years.....	19. 25	38. 50	77. 00	385. 00	770. 00	1. 76%
2 to 2½ years.....	19. 50	39. 00	78. 00	390. 00	780. 00	1. 97%
2½ to 3 years.....	19. 75	39. 50	79. 00	395. 00	790. 00	2. 09%
3 to 3½ years.....	20. 00	40. 00	80. 00	400. 00	800. 00	2. 16%
3½ to 4 years.....	20. 25	40. 50	81. 00	405. 00	810. 00	2. 21%
4 to 4½ years.....	20. 50	41. 00	82. 00	410. 00	820. 00	2. 24%
4½ to 5 years.....	20. 75	41. 50	83. 00	415. 00	830. 00	2. 26%
5 to 5½ years.....	21. 00	42. 00	84. 00	420. 00	840. 00	2. 28%
5½ to 6 years.....	21. 25	42. 50	85. 00	425. 00	850. 00	2. 29%
6 to 6½ years.....	21. 50	43. 00	86. 00	430. 00	860. 00	2. 29%
6½ to 7 years.....	21. 75	43. 50	87. 00	435. 00	870. 00	2. 30%
7 to 7½ years.....	22. 00	44. 00	88. 00	440. 00	880. 00	2. 30%
7½ to 8 years.....	22. 50	45. 00	90. 00	450. 00	900. 00	2. 45%
8 to 8½ years.....	23. 00	46. 00	92. 00	460. 00	920. 00	2. 57%
8½ to 9 years.....	23. 50	47. 00	94. 00	470. 00	940. 00	2. 67%
9 to 9½ years.....	24. 00	48. 00	96. 00	480. 00	960. 00	2. 76%
9½ to 10 years.....	24. 50	49. 00	98. 00	490. 00	980. 00	2. 84%
At maturity.....	25. 00	50. 00	100. 00	500. 00	1, 000. 00	2. 90%

¹ This table also applies to United States savings bonds of prior series issued on or before December 31, 1938.

Exhibit 13

Regulations governing United States savings bonds

[Department Circular No. 530, Second Revision. Public Debt]

TREASURY DEPARTMENT,
Washington, December 15, 1938.

To Owners of United States Savings Bonds, and Others Concerned:

Department Circular No. 530, Revised, dated December 16, 1936, as amended, is hereby amended, effective January 1, 1939, to read as follows:

"The following regulations governing United States savings bonds are published for the information and guidance of all concerned:

"I. REGISTRATION

"1. *General.*—A United States savings bond will be issued only in registered form in substantially one of the forms of registration authorized herein. The name and complete post-office address of the owner or owners and designated beneficiary, if any, and the date as of which the bond is issued will be inscribed thereon at the time of issue by an authorized issuing agent.¹ The form of registration used should express the actual ownership of and interest in the bond and, except as otherwise specifically provided in these regulations, the Treasury Department reserves the right to treat as conclusive the ownership of and interest in the bond expressed in the registration. No designation of an attorney, agent, or other representative to request or receive payment on behalf of the owner may be made in the registration; for example, registration in the form 'John G. Brown, payable to David R. Green, attorney in fact' will not be permitted. Registration will not be permitted in a form which purports to restrict the right of the owner or other person named in the registration to receive payment of the bond in accordance with these regulations; for example, registration in the form 'John S. Smith, under article 10 of the will of Henry A. Jones,' or 'John S. Smith, legal guardian of Miss Mary B. Jones, subject to the order of the probate court of Washington County,' will not be permitted.

¹ The date of maturity also will be inscribed on savings bonds of series D.

"2. *Forms of registration.*—The following forms of registration are authorized:

"(a) *Natural persons (individuals).*—In the names of natural persons (individuals), whether adults or minors, in their own right, as follows:

"(1) In the name of one person, as, for example, 'John A. Jones.'

"(2) In the names of two (but not more than two) persons in the alternative, as, for example, 'John A. Jones OR Mrs. Ella S. Jones.' No other form of registration establishing coownership as between natural persons (individuals) in their own right is authorized.

"(3) In the name of one person, payable on death to a single designated beneficiary in his own right, as, for example, 'John A. Jones, payable on death to Miss Mary E. Jones.' Only a natural person (an individual) may be designated as a beneficiary.

"The full name of the owner, and that of the coowner or beneficiary, if any, should be given; except that if there are two given names an initial may be substituted for one. The name should be preceded by 'Mrs.' or 'Miss' when appropriate and may be preceded by any applicable title such as 'Dr.', 'Capt.', etc. A married woman's own given name should be used, not that of her husband, for example, 'Mrs. Mary A. Jones,' not 'Mrs. Frank B. Jones.' The name of a minor for whose estate a guardian or other legal representative has been appointed by a court of competent jurisdiction should be followed by the words 'a minor under legal guardianship.' The name of an incompetent should be followed by the words 'an incompetent under legal guardianship' or words of similar import.

"(b) *Executors, administrators, guardians, trustees, etc.*—In the names of fiduciaries, as follows:

"(1) In the name of one or more executors, administrators, or guardians, or other legal representatives of a single estate followed by reference to the estate, as, for example, 'John A. Smith, executor of the will (or administrator of the estate) of Henry J. Smith, deceased,' or 'William C. Jones, guardian (or conservator, curator, committee, etc.) of the estate of James B. Brown, a minor (or an incompetent).' If a guardian or other legal representative holds a common fund for the account of two or more estates, bonds should be registered in the name of the representative for each such estate separately, even though the representative was appointed in a single proceeding. Registration in the names of natural or voluntary guardians is not authorized.

"(2) In the name of one or more trustees, or other fiduciaries of a single trust estate, followed by reference to the trust instrument, or other authority governing the trust, or by other words clearly identifying the trust, and the name of the persons or organizations who are beneficiaries under the trust, as, for example, 'John C. Brown and the First National Bank of Boston, trustees under the will of Henry C. Brown, for the benefit of Mrs. Mary J. Brown,' or 'The Second National Bank of Salem, trustee under an agreement of trust executed by George E. White, dated February 1, 1935, for the benefit of Mrs. Mary B. White and Miss Ella May White.'

The names of all duly qualified executors, administrators, guardians, trustees, or other fiduciaries must be included in the registration: *Provided*, That in the case of unincorporated lodges, churches, societies, or similar organizations the title to whose property is held by trustees, registration may be in their titles, omitting their names, as, for example, 'Trustees of the First Baptist Church, Akron, Ohio, an unincorporated association;' *Provided further*, That in cases where the instrument governing the trust establishes a board of trustees acting as a board and not individually, registration may be in the title of the board, as, for example, 'Board of Trustees of the Holton Cemetery Association.' All beneficiaries of a trust having present interests therein should likewise be named, if possible, except that if they are too numerous two or three of the principal beneficiaries should be named, followed by the words 'et al.' In any case the Treasury Department may require that the names of all beneficiaries having present interests and the extent of such interests should be furnished. Beneficiaries entitled as remaindermen may be indicated by the words 'with remainder over to.....' If the identity of the beneficiaries cannot be presently ascertained, the class of

persons to which they belong may be indicated, or, in the case of a charitable trust, the purpose or object of the trust may be expressed in the registration. In any case the Treasury Department may require a copy of the trust instrument.

"(c) *Private corporations and associations.*—In the name of any private organization, whether incorporated or unincorporated, as follows:

- "(1) A private corporation, followed by the words 'a corporation,' as, for example, 'Smith Manufacturing Company, a corporation.'
- "(2) An unincorporated association, such as a lodge, church, or society, or similar body, followed by the words 'an unincorporated association,' as, for example, 'The Lotus Club, an unincorporated association.' The term 'an unincorporated association' should not be used to designate a trust fund, a partnership, or a business conducted under a trade name but wholly owned by one person.
- "(3) A partnership, followed by the words 'a partnership,' as, for example, 'Smith and Brown, a partnership.'

The full legal name of the corporation, unincorporated association, or partnership, as the case may be, should be given in the registration. No officer or member of the organization may be named in the registration. Reference may be made, if desired, to a particular fund, as, for example, 'Lafayette Post No. 1, The American Legion (Building Fund), an unincorporated association.'

"(d) *States and public corporations.*—In the name of the owner or custodian of public funds, as follows:

- "(1) Any State or any public corporation, such as a county, city, town, village, or school district, as, for example, 'County of Middlesex, Massachusetts,' or 'Town of Takoma Park, Maryland';
- "(2) Any duly constituted public board or commission, as, for example, 'Maryland State Highway Commission';
- "(3) Any public officer, designated by title only, as, for example, 'Treasurer, City of Boston.'

The registration should include the full name of the State or public corporation, and may include reference to a particular fund, as, for example, 'Treasurer, School District No. 2 of Morris County, Kansas (Cafeteria Fund).'

"II. LIMITATION ON TRANSFER

"1. *Not transferable.*—A United States savings bond is not transferable and is payable only to the owner named thereon except in the case of disability or death of the owner or as otherwise specifically provided herein, but in any event only in accordance with the provisions hereof. Accordingly, a savings bond is not suitable for use as collateral for a loan (see sec. XVI).

"III. LIMITATION ON HOLDINGS

"1. *Amount which may be held.*—Section 22 of the Second Liberty Bond Act, as amended, provides that it shall not be lawful for any one person at any one time to hold savings bonds issued during any one calendar year in an aggregate amount exceeding \$10,000 (maturity value). Under this provision any one person may hold up to \$10,000 (maturity value) of savings bonds issued during any one calendar year and up to an additional \$10,000 (maturity value) issued in any other calendar year (January 1 to December 31), so long as these bonds are offered for sale. In determining whether this limitation is exceeded at any time by any person (including a corporation, an unincorporated association, or a partnership), there must be taken into account the aggregate present interest of that person in the maturity value of all savings bonds issued during any one calendar year, as shown by the issue dates thereon, including, but not limited to:

- "(a) The entire maturity value of (1) bonds registered in the name of that person and (2) those registered in his name with another named as coowner, and
- "(b) The extent of his present interest in (1) those held for his benefit by a fiduciary (see par. 2 of this section) and (2) those in which he has acquired a present interest because of the death of another or on the happening of any other event.

Bonds of which the person is merely the designated beneficiary in case of the death of the owner, bonds which are held by him in a fiduciary capacity only, or bonds in which he has only a future beneficial interest need not be included.

"2. *Calculation of present interest.*—The extent of a person's present interest in bonds held in trust is deemed to be determined by his relative share of the income from the trust, whether such share is payable periodically or is to be accumulated for future distribution, and may be calculated in accordance with the following general rules:

- "(a) If his share does not exceed a certain fractional part of the entire income from the trust, he will be charged only with a corresponding fractional interest in the bonds.
- "(b) If he is entitled to the entire income from the trust, or if he is entitled to a stipulated sum or other share which may exceed any definite fractional part of the entire income, he must be charged with the entire interest in the bonds.

Where the identity of the beneficiaries of a trust cannot be presently determined, or where the trust is charitable in nature with indefinite beneficiaries, \$10,000 (maturity value), but no more, of bonds issued during any one calendar year may be held for the trust.

"3. *Disposition of excess holdings.*—If any person at any time acquires an aggregate present interest in savings bonds issued during any one calendar year in an amount exceeding \$10,000 (maturity value), he should immediately surrender the excess, which will be redeemed at the redemption value current on the date the excess arose, but at no higher value.

"IV. LOST, STOLEN, MUTILATED, DEFACED, OR DESTROYED BONDS

"1. *Relief.*—A substitute may be issued for, or payment made of, an unmatured savings bond, and payment made of a matured savings bond upon proof of the loss, theft, mutilation, defacement, or destruction of the bond. Relief will be granted in such cases only in accordance with the provisions of applicable statutes and will be governed in general by the regulations contained in Department Circular No. 300, as amended. Application for relief on account of loss, theft, or destruction should be made only on Form P. D. 1048, copies of which may be obtained from the Treasury Department, Division of Loans and Currency, or from any Federal Reserve bank. In cases of mutilation, defacement, or partial destruction Form P. D. 1028 should be used, and the bond or so much thereof as remains should be carefully packed and forwarded to the Treasury Department, Division of Loans and Currency.

"2. *Notice of loss, etc.*—The Treasury Department, Division of Loans and Currency, Washington, D. C., should be immediately notified of the loss, theft, or destruction of any savings bond, reference being made to the series, year of issue, date and serial number of the bond, and the name and address of the registered owner. If such bond is subsequently recovered immediate notice of recovery should be given to the Department in order that delay may be avoided should the recovered bond be presented for payment.

"V. SAFEKEEPING FACILITIES

"1. A savings bond will be held in safekeeping without charge by the Secretary of the Treasury if the holder so desires, and in such connection the facilities of the Federal Reserve banks as fiscal agents of the United States will be utilized.² Postmasters will not act as safekeeping agents. Arrangements for safekeeping may be made at the time of purchase or subsequently, and postmasters, upon request, will furnish appropriate application blanks (Form P. D. 1423) and envelopes to be used in forwarding bonds for safekeeping. The forwarding will be at the risk of the owner and the use of registered mail is recommended (postage and registration fee to be paid by the sender).

"2. Upon receipt of the savings bond the Federal Reserve bank will place it in safekeeping and issue a receipt which, unless delivered in person, will be mailed to the depositor at the address given in the application. The Federal Reserve bank will at any time deliver the bond to the owner or person entitled to possession thereof at his risk and expense upon his application and upon such identification through the return of the safekeeping receipt or otherwise, as may be required.

"VI. GENERAL PAYMENT PROVISIONS

"1. *General.*—A savings bond will be paid at or after maturity at its full value, or, at the option of the owner, will be redeemed prior to maturity (but not within

² For a list of the Federal Reserve banks, see footnote 3, p. 258.

60 days after the issue date) at the appropriate redemption value as shown on the face of each bond. In order to secure payment a request for payment must be properly executed and the bond must be presented and surrendered, as provided in the following paragraphs of this section; unless otherwise directed by the Treasury Department, the form of request appearing on the back of the bond should be used.

"2. *Execution of request for payment.*—

- "(a) The registered owner in whose name the bond is inscribed, or such other person as may be entitled to payment under the provisions of these regulations, should go before one of the officers authorized by the Secretary of the Treasury to certify requests for payment (see par. 3 below), establish his identity, and in the presence of such officer sign the request for payment in ink or indelible pencil and add his current post-office address. A signature to a request for payment made by mark (X) must be witnessed by at least one person in addition to the certifying officer, and must be attested by an endorsement on the blank line substantially as follows: 'Witness to the above signature by mark' followed by the signature and address of the witness.
- "(b) No request signed in behalf of the owner by an agent or a person acting under a power of attorney will be recognized by the Treasury Department except as specifically provided in section XVI hereof. If the name of the registered owner or other person entitled to payment, as it appears in the registration or in evidence on file in the Treasury Department, Division of Loans and Currency, has been changed by marriage or in any other legal manner, the signature to the request for payment should show both names and the manner in which the change was made, as, for example, 'Miss Mary T. Jones, now by marriage Mrs. Mary T. Smith,' or 'Jung Smelt, now by court order John Smith.' In the case of a change of name other than by marriage, the request must be supported by satisfactory proof of such change unless the evidence is already on file. If the change was made by divorce or other court proceeding the proof may be in the form of a duly certified copy of the court's decree or a certificate by the clerk of the court, under court seal.
- "(c) After the request for payment has been signed by the owner, the certifying officer should complete and sign the certificate provided (see par. 4 of this section), and the bond should then be presented and surrendered as provided in paragraph 5 of this section.
- "(d) All signatures must be made in ink or indelible pencil.

"3. *Certification of request for payment.*—The request for payment must be signed in the presence of, and be certified by, one of the following officers, who are hereby authorized to certify requests for payment:

"(a) *At United States post offices.*—

- "(1) At any post office of any class: The postmaster, acting postmaster, or inspector in charge; and in addition
- "(2) At any post office of the first class (main office): The assistant postmaster, superintendent of mails, the postal cashier, superintendent of money orders, money-order cashier, assistant cashier, bookkeeper, or foreman, or clerk temporarily in charge of the office; and
- "(3) At any post office of the second or third class: The assistant postmaster or, if there is none, the clerk temporarily in charge of the office in the absence of the postmaster; and
- "(4) At any classified branch or station: The superintendent, assistant superintendent, assistant cashier, bookkeeper, or foreman, or, in the absence of all such officials, the clerk temporarily in charge of the branch or station.

(For instructions, see par. 4 (a) and (b) below.)

"(b) *At banks and trust companies and branches thereof.*—

- "(1) Any executive officer of any bank or trust company incorporated in the United States or its organized Territories, including officers at domestic or foreign branches who are certified to the Treasury Department as executive officers;

- "(2) Executive officers of incorporated banks and trust companies in the organized Territories and insular possessions of the United States and in the Commonwealth of the Philippines doing business under Federal charter or organized under Federal law;
- "(3) Executive officers of Federal Reserve banks and branches thereof, including managing directors, assistant managers, cashiers and assistant cashiers; and Federal Reserve agents and assistant Federal Reserve agents;
- "(4) Executive officers of Federal land banks;
- "(5) Executive officers of Federal home loan banks.

(For instructions to such officers, see paragraph 4 (a) and (c) of this section.)

- "(c) *United States officials.*—Judges, clerks, and deputy clerks of United States courts, including United States courts for the organized Territories, insular possessions, and the Canal Zone; United States attorneys; United States collectors of customs and their deputies; United States collectors of internal revenue and their deputies; commanding officers of the United States Army, Navy, Marine Corps, and Coast Guard (but only for members of their respective commands).

(For instructions, see paragraph 4 (a) of this section.)

- "(d) *Officers authorized in particular localities.*—In addition to the officers listed above, the following officers are authorized to certify requests for payment of United States savings bonds in the localities specified:
 - "(1) Washington, D. C.: Certain officers of the Treasury Department;
 - "(2) Alaska: Governor, Treasurer, and United States Commissioners;
 - "(3) Canal Zone: Governor, paymaster or acting paymaster, collector or acting collector, the Panama Canal, and also postmasters and acting postmasters in the Bureau of Posts;
 - "(4) Commonwealth of the Philippines: Treasurer of the Commonwealth and the city treasurers of Manila and Baguio; judges and clerks of courts of record whose signatures and official positions are certified by the Secretary of Justice;
 - "(5) Guam and American Samoa: Governors, and naval and marine officers authorized to administer oaths for naval justice and administration;
 - "(6) Hawaii: Governor and Treasurer;
 - "(7) Puerto Rico: Governor and Treasurer;
 - "(8) Virgin Islands: Governor and Commissioner of Finance.

(For instructions for such officers, see paragraph 4 (a) of this section.)

- "(e) *In foreign countries.*—In a foreign country requests for payment may be signed in the presence of and certified by any United States diplomatic or consular representative, or the manager (or other executive officer in charge) or the assistant manager of a foreign branch of a bank or trust company incorporated in the United States. If such an officer is not available, requests for payment may be signed in the presence of and certified by a notary or other officer authorized to administer oaths, but his official character and jurisdiction must be certified by a United States diplomatic or consular officer under the seal of his office.

(For instructions, see paragraph 4 (a) below.)

- "(f) *Special provision.*—In the event none of the officers authorized to certify requests for payment of savings bonds is readily accessible, the Commissioner of the Public Debt is authorized to make special provision for any particular case.

"4. Instructions to certifying officers.—

- "(a) *In general.*—Certifying officers should require positive identification of the person executing the request for payment as the person whose name appears on the face of the bond as owner, or the person entitled to payment under the provisions of these regulations, and will be held fully responsible therefor. In all cases the certifying officer must affix to the request for payment his official signature, title, address, and seal, and the date of execution. If the officer does not possess an official seal, that fact should be made known and attested. Special instructions to post-office officials and bank officers follow in subparagraphs (b) and (c), respectively.

- "(b) *Post-office officials.*—If any designated post-office officials other than a postmaster, acting postmaster, or inspector in charge of an office

certifies a request for payment, he should certify in the name of the postmaster, acting postmaster, or inspector in charge, followed by his own signature and official title, as, for example, 'John Doe, postmaster, by Richard Roe, postal cashier.' In the case of a clerk in charge of an office, branch, or station, the official title should be followed by the name of such office, branch, or station, as, for example, 'John Doe, postmaster, by Richard Roe, clerk in charge, Main Street Station.' The certification of any post-office official must be authenticated by a legible imprint of a dating stamp of his post office.

"(c) *Bank officers.*—(1) At the principal office of an incorporated bank or trust company, the signature of the certifying officer should be authenticated by a legible impression seal of the bank or trust company; (2) at a branch, if the corporate seal is not available, the signature of the certifying officer and his official title should be certified to the Treasury Department, Division of Loans and Currency, by the parent bank or trust company under its seal, unless such certificate is already on file in that division.

"5. *Interested person not to certify.*—No person authorized to certify requests for payment may certify a request for payment of a bond of which he is the owner, or in which he has an interest, either in his own right or in any representative capacity.

"6. *Presentation and surrender.*—After the request for payment has been duly executed by the owner and the certifying officer as above provided, the bond must be presented and surrendered as follows:

"(a) If a savings bond is registered in the name of a natural person (individual) in his own right (see sec. I, par. 2 (a)), in the name of a private organization in its own right (see sec. I, par. 2 (c)), or in the name of a State, public corporation, public board or commission, or public officer (see sec. I, par. 2 (d)), and payment is to be made to the registered owner, the bond, after the request for payment has been duly executed as above provided, should be presented and surrendered to a Federal Reserve bank,³ or to the Treasurer of the United States, Washington, D. C.

"(b) If a savings bond is registered in the name of a fiduciary (see sec. I, par. 2 (b)), or if payment is to be made to any person other than the registered owner, the bond, after the request for payment has been duly executed as above provided, should be presented and surrendered to the Treasury Department, Division of Loans and Currency, Washington, D. C., or to a Federal Reserve bank.

"(c) In all cases presentation will be at the expense and risk of the owner, and, for his protection, the bonds should be forwarded by registered mail if not presented in person. Payment will be made by issuance of a check drawn to the order of the registered owner or other person entitled to payment and mailed to him at the address given in his request for payment.

"7. *Partial redemption.*—A savings bond in a denomination other than \$25 may be redeemed in part at the appropriate redemption value corresponding to any authorized denomination or denominations, upon presentation and surrender of the bond in accordance with the provisions of this section. In any such case before the request for payment is executed the first sentence of the request should be amended (with pen and ink or typewriter) by adding in the blank space provided: 'to the extent of the current redemption value of \$----- maturity value,' inserting the proper maturity value. Upon payment of a savings bond in part the remainder will be reissued, subject to the provisions of section XVII hereof.

"VII. MINORS

"1. *Payment to legal guardians.*—If a savings bond is registered in the name of a minor for whose estate a guardian or other legal representative has been appointed by a court of competent jurisdiction or is otherwise legally qualified, and if the Treasury Department is properly advised of such fact, payment will be made only to such guardian, or other legal representative. In any such case the request for payment appearing on the back of the bond should be signed by the guardian or other representative as such, as, for example, 'John A. Jones, guardian of the

³ The Federal Reserve banks are located at Boston, Mass.; New York, N. Y.; Philadelphia, Pa.; Cleveland, Ohio; Richmond, Va.; Atlanta, Ga.; Chicago, Ill.; St. Louis, Mo.; Minneapolis, Minn.; Kansas City, Mo.; Dallas, Tex.; and San Francisco, Calif.

estate of Henry W. Smith, minor.' The request for payment must be supported by proof of the representative's authority. Such proof may consist of a court certificate, or a certified copy of the representative's letters of appointment, issued by the court having jurisdiction. The certificate, or the certification to the letters, must be under the seal of the court, must contain a statement that the appointment is in full force, and should be dated within 6 months of the date of presentation of the bonds for payment. For requests for payment where the representative is a corporation see section XI-2.

"2. *Payment to minor.*—If the Treasury Department has not been properly advised that a guardian or other legal representative of the estate of a minor owner of a savings bond has been appointed or is otherwise legally qualified, payment will be made direct to such minor owner, provided such minor is, at the time payment is requested, of sufficient competency and understanding to sign his name to the request and to comprehend the nature of such act. In general, the fact that the request for payment has been signed by the minor and duly certified in accordance with section VI hereof will be accepted as sufficient proof of such competency and understanding. If such minor owner is not of sufficient competency and understanding to execute the request for payment, payment will be made to either parent of the minor with whom he resides, or if not residing with either parent, then to the person with whom he does reside. The parent or such other person should sign the request for payment in his own name, in behalf of the minor, and a certificate in substantially the following form:

'I certify that I am the ----- of John C. Jones and the person
(State relationship)
with whom he resides. He is ----- years of age and is not of sufficient competency and understanding to sign this request.'
should be typed or written on the back of the bond and signed by the person requesting payment. The Treasury Department may in any particular case require further proof that the minor is not of sufficient competency and understanding to execute the request for payment.

"VIII. DISABILITY OF OWNERS

"1. *Payment to legal guardian.*—If the owner of a savings bond has been judicially declared to be incompetent to manage his affairs and the Treasury Department has been properly advised that a guardian or other legal representative of his estate has been appointed by a court of competent jurisdiction, payment will be made only to such guardian or other legal representative. In this case the request for payment should be signed: 'Thomas S. Gray, guardian (curator, conservator, or committee, as the case may be) of the estate of Benjamin W. Smith, an incompetent.' The request for payment must be supported by proof of the representative's authority. Such proof may consist of a court certificate or a certified copy of the representative's letters of appointment, issued by the court having jurisdiction. The certificate, or the certification to the letters, must be under the seal of the court, must contain a statement that the appointment is in full force, and should be dated within six months of the date of presentation of the bond for payment. For requests for payment where the representative is a corporation see section XI-2.

"2. *Payment to voluntary guardian.*—In any case where the owner of a savings bond has been judicially declared incompetent, or his incompetency, in the opinion of the Secretary of the Treasury, is otherwise established and no guardian or other legal representative of his estate has been appointed or is otherwise legally qualified, and the entire gross value of his personal estate does not exceed \$500, payment will be made to a member of his family standing in the position of voluntary guardian, upon presentation of proof satisfactory to the Secretary of the Treasury that the proceeds of the bonds are required, and are to be used, for the purchase of necessities for the incompetent or for his wife or minor children or other persons dependent upon him for support. Form P. D. 1461, copies of which may be obtained from the Treasury Department, Division of Loans and Currency, Washington, D. C., or any Federal Reserve bank, may be used in making application. The request for payment should not be executed, nor the bond presented, until the application has been approved and instructions have been given by the Treasury Department.

"IX. COOWNERS

"1. *Payment or reissue.*—A savings bond registered in the names of two persons as coowners, as, for example, 'John A. Jones OR Mrs. Mary C. Jones,' will be paid or reissued as follows:

- "(a) The bond will be paid (but not reissued) to either coowner, until the Treasury Department has received notice of his death, upon his individual request without requiring the signature of the other coowner on the bond; and upon payment to either coowner the other person shall cease to have any interest in the bond. If the request is signed by both coowners, and duly certified, payment will be made by check drawn to the order of both, in the form, for example, 'John A. Jones and Mrs. Mary C. Jones.'
- "(b) After the Treasury Department has received notice of the death of one coowner who has not requested payment and presented the bond for payment to a Federal Reserve bank or the Treasury Department, a bond so registered will be paid only to the surviving coowner upon his request. Upon proof of the death of one coowner and appropriate request by the surviving coowner, it may be reissued in the name of such survivor alone, or in his name payable on death to a single designated beneficiary. If a coowner dies after he has properly executed the request for payment and after the bond has actually been received for payment by a Federal Reserve bank or the Treasury Department, payment of the bond or check, if one has been issued, will be made to the estate of such deceased coowner. (See sec. XIV for the person entitled in such a case.)
- "(c) After the death of both coowners, a bond so registered will be paid or may be reissued as though it had been registered in the name of the last deceased coowner alone. (See sec. XIV.)

"X. BENEFICIARIES

"1. *Payment during life of registered owner.*—A savings bond registered in the name of one person as owner, payable on death to another person as beneficiary, as, for example, 'Henry W. Ash, payable on death to John C. Black,' will be paid to the registered owner, until the Treasury Department has received notice of his death, upon his request, as if the beneficiary were not named on the savings bond. If the beneficiary should predecease the registered owner, the bond will be paid as though no beneficiary had been named in the registration.

"2. *Reissue during life of registered owner.*—A savings bond registered in the name of one person payable on death to a designated beneficiary may not be reissued during the life of such beneficiary so as to eliminate his name. If such beneficiary should predecease the registered owner, the bond may, upon appropriate request by the registered owner, and proof of the death of the beneficiary, be reissued in the name of the registered owner alone, or in his name payable on death to a new beneficiary.

"3. *Payment or reissue to beneficiary.*—Upon proof of the death of the registered owner and proof of the survivorship of the beneficiary, the bond will be paid only to the latter or may, upon appropriate request, be reissued in his name alone or in his name payable on death to a single designated beneficiary: *Provided*, That if the registered owner dies after he has properly executed the request for payment and after the bond has actually been received for payment by a Federal Reserve bank or the Treasury Department, payment of the bond or check, if one has been issued, will be made to the estate of such deceased registered owner. (See sec. XIV for the person entitled in such a case.)

"4. *Payment or reissue after death of owner and later death of beneficiary.*—Upon proof of the death of the registered owner and of the subsequent death of the beneficiary, the bond will be paid or may be reissued as though the beneficiary had been the registered owner. (See sec. XIV.)

"5. *Reissue to add a beneficiary.*—A savings bond registered in the name of one natural person (an individual) not under any legal disability, upon appropriate request by such person, may be reissued in whole or in part, in authorized denominations only, in his name payable on death to a single designated beneficiary.

"XI. FIDUCIARIES

"1. *Payment to fiduciary named on bond.*—A savings bond registered in the name of a fiduciary will be paid to such fiduciary without proof of his authority upon presentation of the savings bond with the request for payment duly signed by him and certified in accordance with section VI hereof. The request for payment should be signed by the fiduciary in exactly the same manner as his name and designation as fiduciary appear on the face of the savings bond.

"2. *Corporate fiduciaries.*—A request for payment before maturity executed on behalf of a corporate fiduciary must be authorized by a resolution of the governing body of the corporation or by a standing bylaw, a certified copy of which must be filed with the Treasury Department, Division of Loans and Currency, Washington, D. C., unless already on file.

"3. *Payment or reissue to successors.*—A savings bond registered in the name of a fiduciary who is no longer acting as such will be paid to, or reissued in the name of, a succeeding fiduciary, upon appropriate request and satisfactory proof of his successorship.

"4. *Boards of trustees.*—A savings bond registered in the name of a board of trustees will be paid to such board upon a request for payment signed in the name of the board, executed by an officer or agent thereof authorized by resolution of the board, a certified copy of which must be filed with the Treasury Department, Division of Loans and Currency, unless already on file.

"5. *Trustees of lodges, etc.*—A savings bond registered in the titles, without the names, of trustees of an unincorporated lodge, church, society, or other similar organization will be paid to the trustees of such organization for the time being, upon appropriate request by them as such trustees, and satisfactory proof of their incumbency.

"6. *Payment or reissue upon termination of trust.*—A savings bond held by a fiduciary to which a beneficiary has become entitled, in whole or in part, under the terms of the trust, will be paid to such beneficiary or reissued in his name, in authorized denominations only, to the extent of his interest, upon the request of the fiduciary and his certification that such person is entitled to payment or reissue in his name and has agreed thereto: *Provided*, That a request for reissue in the name of a fiduciary individually must be supported by an order of court or other satisfactory proof that he is the person entitled, unless it is shown that at least one co-fiduciary joining in the request has no beneficial interest in the trust. If there is no fiduciary acting, such payment or reissue will be made upon the request of the persons beneficially entitled upon satisfactory proof of the facts.

"7. *Payment or reissue upon termination of guardianship.*—A savings bond registered in the name of a guardian or other legal representative of the estate of a minor or incompetent will be reissued in the name of the ward upon the request of the representative or will be paid to, or reissued in the name of, the ward upon his request, supported in either case by satisfactory proof that the former minor has attained his majority or that the former incompetent has been restored to competency. Certification by the representative that the former minor has attained his majority will ordinarily be accepted as sufficient.

"XII. PRIVATE CORPORATIONS, ASSOCIATIONS, PARTNERSHIPS, ETC.

"1. *Payment to corporations or unincorporated associations.*—A savings bond registered in the name of a private corporation or an unincorporated association will be paid upon a request for payment signed by a duly authorized officer thereof. The signature to the request should be in the form, for example, 'The Jones Coal Company, a corporation, by William A. Smith, president,' or 'The Lotus Club, an unincorporated association, by John Jones, Treasurer.' A request for payment so signed and duly certified in accordance with section VI hereof will ordinarily be accepted without further proof of the officer's authority.

"2. *Payment to partnerships.*—A savings bond registered in the name of a partnership will be paid upon a request for payment signed by any general partner. The signature to the request should be in the form 'Smith and Jones, a partnership, by John Jones, a general partner.' A request for payment so signed and duly certified in accordance with section VI hereof will ordinarily be accepted as sufficient proof that the person signing the request is a general partner.

"3. *Successors to corporations or unincorporated associations.*—A savings bond registered in the name of a private corporation or an unincorporated association which has been succeeded by operation of law by another corporation or unincorporated association as the result of merger, consolidation, conversion, or reorganization, duly effected by authority of law, will be paid to, or reissued in the name of, the succeeding corporation or unincorporated association, upon proper request and satisfactory proof of successorship. This applies only to legal succession and not to a general assignment by one organization to another.

"XIII. STATES, PUBLIC CORPORATIONS, AND PUBLIC BOARDS, COMMISSIONS, AND OFFICERS

"1. *In names of States, public corporations, and public boards.*—A savings bond registered in the name of a State or of a county, city, town, village, or other public

corporation, or in the name of a public board or commission, will be paid upon a request for payment signed in the name of such State, corporation, board, or commission by a duly authorized officer thereof. A request for payment so signed and duly certified in accordance with section VI hereof will ordinarily be accepted without further proof of the officer's authority.

"2. *In names of public officers.*—A savings bond registered in the title, without the name, of an officer of a State or public corporation, such as a county, city, town, or village, will be paid upon a request for payment signed by the designated officer. The fact that the request for payment is signed and duly certified in accordance with section VI hereof will ordinarily be accepted as sufficient proof that the person signing is the incumbent of the designated office.

"XIV. DECEASED OWNERS

"1. *Payment or reissue on death of owner.*—Upon the death of the owner of a savings bond, not survived by a coowner or designated beneficiary, the bond will be paid or reissued as hereinafter provided:

"(a) *In course of administration.*—If the estate of the decedent is being administered in a court of competent jurisdiction, the bond will be paid, or reissued in authorized denominations, upon the request of the duly appointed and qualified representative of the estate. If payment is desired, the request for payment on the back of the bond should be executed. Payment will be made only to the representative. If reissue is desired, the representative should execute a request on Form P. D. 1455 and should certify thereon that the persons in whose names reissue is requested are entitled to the bond as heirs or legatees, to the extent specified with respect to each, and have agreed to such reissue. The request for payment or reissue should be signed in the form, for example, 'John A. Jones, administrator of the estate (or executor of the will) of Henry W. Jones, deceased.' Reissue will be made in the name of the person entitled, payable on death to a designated beneficiary, upon appropriate request on Form P. D. 1077 by the person entitled, in addition to the request and certification by the representative on Form P. D. 1455, but will not be made in the names of two or more persons as coowners. The request for payment or reissue must be supported by proof of the representative's authority. Such proof may consist of a court certificate or a certified copy of the representative's letters of appointment, issued by the court having jurisdiction. The certificate, or the certification to the letters, must be under the seal of the court, must contain a statement that the appointment is in full force, and should be dated within six months of the date of presentation of the bond for payment or reissue. If the representative is himself the person entitled and desires reissue in his own name a special order of court, showing that he is entitled to the bond in his own right, must be furnished. (For request for payment executed by corporate representatives see sec. XI-2.)

"(b) *After settlement through court proceedings.*—If the estate of the decedent has been settled in a court of competent jurisdiction, the bond will be paid to, or reissued in authorized denominations in the name of, the person or persons entitled thereto as heirs or legatees, as shown by the final account, decree of distribution, or other court records, supplemented, if there are two or more persons having any apparent interest in the bond, by an agreement executed by all such persons. The person or persons entitled should execute appropriate requests for payment or reissue, using Form P. D. 1459 for requesting reissue in the name of the person entitled alone, and Form P. D. 1077 for requesting reissue in the name of the person entitled, payable on death to a designated beneficiary. Reissue will not be made in the names of two or more persons as coowners. The request for payment or reissue, and the agreement, if required, must be supported by duly certified copies of the necessary court records.

"(c) *Without administration.*—If no legal representative of the decedent's estate has been or is to be appointed, and if it is established to the satisfaction of the Secretary of the Treasury either that the gross value of the personal estate does not exceed \$500 or that administration of the estate is not required in the State of the decedent's last domicile, the bond will be paid to, or reissued in authorized

denominations in the names of, the person or persons entitled thereto as heirs or legatees pursuant to an agreement of all persons entitled to any share in the estate, without requiring administration on the estate. The person or persons entitled should execute appropriate requests for payment or reissue, using Form P. D. 1459 for requesting reissue in the name of the person entitled alone, and Form P. D. 1077 for requesting reissue in the name of the person entitled, payable on death to a designated beneficiary. Reissue will not be made in the names of two or more persons as coowners. The request for payment or reissue must be supported by (1) affidavits by all persons entitled to any share in the estate, setting forth the facts in detail, and their agreement for the distribution of the bond, (2) proof that the debts of the decedent and of his estate have been paid or provided for, (3) affidavits of credibility by two disinterested persons having personal knowledge of the decedent and his family and (4) a death certificate or other proof of the death of the decedent. (Use Form L. & C. 285, copies of which may be procured from the Treasury Department, Division of Loans and Currency, Washington, D. C., or from any Federal Reserve bank.) No payment or reissue will be permitted without administration if any of the persons entitled are minors or incompetents, except to them or in their names, in whole or to the extent of their interests in the decedent's entire personal estate, or upon compliance with the provisions of sections VII and VIII hereof governing payment of savings bonds registered in the names of such persons.

"XV. CREDITORS' RIGHTS AND JUDICIAL PROCEEDINGS

"1. *Judicial proceedings.*—A savings bond will be paid to, but not reissued in the name of, the person found entitled thereto through judicial proceedings, upon presentation and surrender of the bond: *Provided, however,* That no such proceedings will be recognized if they would give effect to an attempted voluntary transfer of the bond or would defeat or impair the rights of survivorship conferred by these regulations upon coowners and beneficiaries. Such payment will be made to the extent of the interest determined, at the redemption value current 30 days after the proceedings have become final or current at the time the bond is presented for payment, whichever is earlier. In appropriate cases the Treasury Department will require proof that the court acting had jurisdiction over the parties and subject matter, and proceeded in due course of its jurisdiction, and that the judgment or decree is final and conclusive, that it has fully and effectually transferred the title of the owner, and that it is not open to attack in any jurisdiction whatever. For this purpose duly authenticated copies of the complaint, order, and proof of service, all pleadings and records of other proceedings, the final judgment, order, or decree of the court, and any further proceedings thereunder, must be furnished, together with a certificate, under seal, from the clerk of the court showing that no appeal, motion for new trial, or other proceeding which may result in modifying the judgment has been taken, made, or applied for; that the time for such action has expired (or that any such proceedings have been finally terminated), and that the judgment is in full force and effect and has become final under the laws of the jurisdiction. In addition, reference should be furnished to the constitution or statutes of the State conferring jurisdiction upon the court and regulating the manner in which such jurisdiction may be exercised. The Secretary of the Treasury in any case may require such further information, documents, and security as he deems necessary.

"2. *Bankruptcy or insolvency.*—Payment (but not reissue) of a savings bond will be made to a duly qualified receiver or trustee in bankruptcy of the estate of the registered owner, adjudicated bankrupt or insolvent, upon request for payment duly executed by such receiver or trustee and supported by satisfactory proof of his appointment and qualification.

"XVI. PLEDGE WITH SECRETARY OF TREASURY

"1. *Use in lieu of surety under Department Circular No. 154.*—Notwithstanding any other provisions of this or any other circular, a savings bond may be pledged by the registered owner in lieu of surety under the provisions of Department Circular No. 154, amended: *Provided,* That the bond approving officer is the Secretary of the Treasury. In such cases an irrevocable power of attorney shall be executed authorizing the Secretary to request payment, and payment of the

bond will, if it becomes necessary, be made upon such request at the then appropriate redemption value. No pledge to a bond approving officer other than the Secretary of the Treasury will be permitted. In no other case are savings bonds suitable for use as collateral, nor will a power of attorney to request payment be recognized in any other case.

"XVII. REISSUE AND DENOMINATIONAL EXCHANGE

"1. *In general.*—Reissue of a savings bond in a different form of registration will be made only in the following instances:

"(a) To correct an established error in the original issue;

"(b) To show a change in the name of the owner whether by marriage or in any other legal manner;

"(c) As specifically provided in this circular.

Reissues pursuant to (b) and (c) above will be made only at the Treasury Department, Division of Loans and Currency, Washington, D. C., and requests therefor should be made on appropriate forms, copies of which may be obtained from that Division or from any Federal Reserve bank. Bonds held in excess of the lawful limit, calculated in accordance with section III hereof, will not be reissued.

"2. *Restrictions on denominational exchange.*—Exchange as between authorized denominations of savings bonds will not be permitted except in cases of partial redemption or authorized cases of reissue.

"3. *Description of new bonds.*—In all cases of reissue the savings bonds will be of the same series, will bear the same issue dates as the savings bonds surrendered, and will mature on the same dates.

"XVIII. FURTHER PROVISIONS

"1. *Regulations prescribed.*—These regulations are prescribed by the Secretary of the Treasury as governing United States savings bonds issued under the authority of the Second Liberty Bond Act, approved September 24, 1917, as amended, and the provisions of Treasury Department Circular No. 300, as amended, have no application to such savings bonds except as hereinbefore specifically provided.

"2. *Additional proof; bond of indemnity.*—The Secretary of the Treasury, in any case arising under these regulations, may require such additional proof as he may consider necessary or advisable in the premises; and may require a bond of indemnity with satisfactory sureties, or an agreement of indemnity, in any case where he may consider such a bond or agreement necessary for the protection of the interests of the United States.

"3. *Supplements or amendments.*—The Secretary of the Treasury may at any time, or from time to time, prescribe supplemental or amendatory rules and regulations governing United States savings bonds.

"HENRY MORGENTHAU, JR.,

"Secretary of the Treasury."

SECURITIES GUARANTEED BY THE UNITED STATES

Exhibit 14

Offering of ⅞ percent notes of series N of the Reconstruction Finance Corporation

On July 11, 1938, Secretary of the Treasury Morgenthau, on behalf of the Reconstruction Finance Corporation, invited subscriptions for ⅞ percent notes of series N of the Corporation, in the amount of \$200,000,000 or thereabouts.

[Department Circular No. 588. Public Debt]

TREASURY DEPARTMENT,
Washington, July 11, 1938.

I. OFFERING OF NOTES

1. The Secretary of the Treasury, on behalf of the Reconstruction Finance Corporation, invites subscriptions, at par and accrued interest, from the people of the United States for notes of the Reconstruction Finance Corporation, designated ⅞ percent notes of series N. The amount of the offering is \$200,000,000, or thereabouts.

II. DESCRIPTION OF NOTES

1. The notes will be dated July 20, 1938, and will bear interest from that date at the rate of $\frac{3}{8}$ percent per annum, payable semiannually on January 20 and July 20 in each year until the principal amount becomes payable. They will mature July 20, 1941, and will not be subject to call for redemption prior to maturity.

2. The notes will be issued under authority of an act of Congress (known as "Reconstruction Finance Corporation Act") approved January 22, 1932, as amended and supplemented, which provides that the notes shall be fully and unconditionally guaranteed both as to interest and principal by the United States and such guaranty shall be expressed on the face thereof; and that they shall be exempt both as to principal and interest from all taxation (except surtaxes, estate, inheritance, and gift taxes) now or hereafter imposed by the United States, by any Territory, dependency, or possession thereof, or by any State, county, municipality, or local taxing authority. These notes shall be lawful investments, and may be accepted as security, for all fiduciary, trust, and public funds the investment or deposit of which shall be under the authority or control of the United States or any officer or officers thereof.

3. The authorizing act further provides that in the event the Reconstruction Finance Corporation shall be unable to pay upon demand, when due, the principal or of interest on notes issued by it, the Secretary of the Treasury shall pay the amount thereof, which is authorized to be appropriated, out of any moneys in the Treasury not otherwise appropriated, and thereupon to the extent of the amounts so paid the Secretary of the Treasury shall succeed to all the rights of the holders of such notes.

4. The notes will be acceptable to secure deposits of public moneys, but will not bear the circulation privilege.

5. Bearer notes with interest coupons attached will be issued in denominations of \$1,000, \$5,000, \$10,000, and \$100,000. The notes will not be issued in registered form.

III. SUBSCRIPTION AND ALLOTMENT

1. Subscriptions will be received at the Federal Reserve banks and branches and at the Treasury Department, Washington. Banking institutions generally may submit subscriptions for account of customers, but only the Federal Reserve banks and the Treasury Department are authorized to act as official agencies. Others than banking institutions will not be permitted to enter subscriptions except for their own account. Subscriptions from banks and trust companies for their own account will be received without deposit but will be restricted in each case to an amount not exceeding one-half of the combined capital and surplus of the subscribing bank or trust company. Subscriptions from all others must be accompanied by payment of 10 percent of the amount of notes applied for. The Secretary of the Treasury reserves the right to close the books as to any or all subscriptions or classes of subscriptions at any time without notice.

2. The Secretary of the Treasury reserves the right to reject any subscription, in whole or in part, to allot less than the amount of notes applied for, to make allotments in full upon applications for smaller amounts and to make reduced allotments upon, or to reject, applications for larger amounts, or to adopt any or all of said methods or such other methods of allotment and classification of allotments as shall be deemed by him to be in the public interest; and his action in any or all of these respects shall be final. Allotment notices will be sent out promptly upon allotment, and the basis of the allotment will be publicly announced.

IV. PAYMENT

1. Payment at par and accrued interest, if any, for notes allotted hereunder must be made or completed on or before July 20, 1938, or on later allotment. In every case where payment is not so completed, the payment with application up to 10 percent of the amount of notes applied for shall, upon declaration made by the Secretary of the Treasury in his discretion, be forfeited to the United States.

V. GENERAL PROVISIONS

1. As fiscal agents of the United States, Federal Reserve banks are authorized and requested to receive subscriptions, to make allotments on the basis and up to the amounts indicated by the Secretary of the Treasury to the Federal Reserve banks of the respective districts, to issue allotment notices, to receive payment

for notes allotted, to make delivery of notes on full-paid subscriptions allotted, and they may issue interim receipts pending delivery of the definitive notes.

2. The Secretary of the Treasury may at any time, or from time to time, prescribe supplemental or amendatory rules and regulations governing the offering, which will be communicated promptly to the Federal Reserve banks.

HENRY MORGENTHAU, Jr.,
Secretary of the Treasury.

Exhibit 15

Subscriptions and allotments, Reconstruction Finance Corporation notes of series N (from press releases, July 12, 14, and 18, 1938¹)

On July 11, 1938, Secretary of the Treasury Morgenthau announced that the subscription books for the offering of $\frac{7}{8}$ percent notes of series N of the Reconstruction Finance Corporation closed at the close of business July 11, 1938. Reports from the Federal Reserve banks showed that \$2,626,571,000 subscriptions were received, of which \$211,460,000 was allotted. Subscriptions were allotted 8 percent, but not less than \$1,000 on any one subscription.

Subscriptions and allotments were divided among the Federal Reserve districts and the Treasury as follows:

Federal Reserve district	Subscriptions received	Subscriptions allotted	Federal Reserve district	Subscriptions received	Subscriptions allotted
Boston.....	\$147,228,000	\$11,835,000	Minneapolis.....	\$18,561,000	\$1,541,000
New York.....	1,438,545,000	115,202,000	Kansas City.....	39,357,000	3,206,000
Philadelphia.....	129,060,000	10,355,000	Dallas.....	40,193,000	3,296,000
Cleveland.....	158,236,000	12,764,000	San Francisco.....	181,934,000	14,583,000
Richmond.....	77,680,000	6,418,000	Treasury.....	200,000	16,000
Atlanta.....	64,865,000	5,479,000			
Chicago.....	279,329,000	22,571,000	Total.....	2,626,571,000	211,460,000
St. Louis.....	51,383,000	4,194,000			

Exhibit 16

Offering of $\frac{7}{8}$ percent notes of series P of the Reconstruction Finance Corporation

On October 24, 1938, Secretary of the Treasury Morgenthau, on behalf of the Reconstruction Finance Corporation, invited subscriptions for $\frac{7}{8}$ percent notes of series P of the Corporation. At the same time the Secretary, on behalf of the Corporation, offered to purchase on November 1, 1938, the outstanding notes of series K, maturing December 15, 1938, to the extent to which the holders of the maturing notes subscribed to the new issue. The amount of the offering of series P notes was limited to the amount of series K notes tendered for purchase. In the related press release it was stated that about \$298,972,000 of series K notes would mature December 15, 1938.

[Department Circular No. 597. Public Debt]

TREASURY DEPARTMENT,
Washington, October 24, 1938.

I. OFFERING OF NOTES AND INVITATION FOR TENDERS

1. The Secretary of the Treasury, on behalf of the Reconstruction Finance Corporation, invites subscriptions, at par, from the people of the United States for notes of the Reconstruction Finance Corporation, designated $\frac{7}{8}$ percent notes of series P.

2. The Secretary of the Treasury, on behalf of the Reconstruction Finance Corporation, offers to purchase on November 1, 1938, at par and accrued interest, the outstanding notes of the Corporation designated series K, maturing December 15, 1938, to the extent to which the holders thereof subscribe to the issue of series P notes hereunder. Tenders of series K notes for that purpose are invited.

3. The amount of the offering of series P notes under this circular will be limited to the amount of series K notes tendered for purchase in accordance herewith.

¹ Revised August 11, 1938.

II. DESCRIPTION OF NOTES

1. The notes will be dated November 1, 1938, and will bear interest from that date at the rate of $\frac{3}{8}$ percent per annum, payable semiannually on May 1 and November 1 in each year until the principal amount becomes payable. They will mature November 1, 1941, and will not be subject to call for redemption prior to maturity.¹ * * *

III. SUBSCRIPTION AND ALLOTMENT

1. Subscriptions will be received at the Federal Reserve banks and branches and at the Treasury Department, Washington, and should be accompanied by notes of series K tendered for purchase, to a par amount equal to the par amount of notes of series P subscribed for. Banking institutions generally may submit subscriptions for account of customers, but only the Federal Reserve banks and the Treasury Department are authorized to act as official agencies. The Secretary of the Treasury reserves the right to close the books as to any or all subscriptions or classes of subscriptions at any time without notice.

2. The Secretary of the Treasury reserves the right to reject any subscription, in whole or in part, to allot less than the amount of notes applied for, to make allotments in full upon applications for smaller amounts and to make reduced allotments upon, or to reject, applications for larger amounts, or to adopt any or all of said methods or such other methods of allotment and classification of allotments as shall be deemed by him to be in the public interest; and his action in any or all of these respects shall be final. Subject to these reservations, all subscriptions will be allotted in full. Allotment notices will be sent out promptly upon allotment.

IV. PAYMENT

1. Payment at par for notes subscribed for hereunder must be made on or before November 1, 1938, or on later allotment. Notes of series K tendered for purchase must have coupons dated December 15, 1938, attached, and payment will be made at par and accrued interest to November 1, 1938. The principal proceeds of the series K notes will be applied in payment of the series P notes, and accrued interest from June 15, 1938, to November 1, 1938, on series K notes (\$5.696721 per \$1,000) will be paid following acceptance of the notes.

V. GENERAL PROVISIONS

1. As fiscal agents of the United States, Federal Reserve banks are authorized and requested to receive subscriptions¹ * * *

HENRY MORGENTHAU, Jr.,
Secretary of the Treasury.

Exhibit 17

Allotments, Reconstruction Finance Corporation notes of series P (from press releases, October 25 and 28, 1938²)

On October 25, 1938, Secretary of the Treasury Morgenthau announced that the subscription books for the offering of $\frac{3}{8}$ percent notes of series P of the Reconstruction Finance Corporation would close at the close of business October 25, 1938. Reports from the Federal Reserve banks showed that \$297,139,000 of notes of series K were tendered for the purchase of the notes of series P. Subscriptions were allotted in full.

Allotments were divided among the Federal Reserve districts and the Treasury as follows:

Federal Reserve district	Subscriptions received and allotted	Federal Reserve district	Subscriptions received and allotted
Boston.....	\$1,000,000	Minneapolis.....	\$775,000
New York.....	183,359,000	Kansas City.....	1,697,000
Philadelphia.....	300,000	Dallas.....	720,000
Cleveland.....	720,000	San Francisco.....	1,720,000
Richmond.....	3,100,000	Treasury.....	300,000
Atlanta.....	100,000		
Chicago.....	96,598,000	Total.....	297,139,000
St. Louis.....	6,750,000		

¹ Omitted portion similar to corresponding section of Department Circular No. 588, p. 264.

² Revised November 10, 1938.

Exhibit 18

Offering of ⅞ percent notes of series R of the Reconstruction Finance Corporation

On February 6, 1939, Secretary of the Treasury Morgenthau, on behalf of the Reconstruction Finance Corporation, invited subscriptions, at 100⅞ and accrued interest, for ⅞ percent notes of series R of the Corporation, in the amount of \$300,000,000, or thereabouts.

[Department Circular No. 602. Public Debt]

TREASURY DEPARTMENT,
Washington, February 6, 1939.

I. OFFERING OF NOTES

1. The Secretary of the Treasury, on behalf of the Reconstruction Finance Corporation, invites subscriptions, at 100⅞ and accrued interest, from the people of the United States for notes of the Reconstruction Finance Corporation, designated ⅞ percent notes of series R. The amount of the offering is \$300,000,000, or thereabouts.

II. DESCRIPTION OF NOTES

1. The notes will be dated February 15, 1939, and will bear interest from that date at the rate of ⅞ percent per annum, payable on a semiannual basis on July 15, 1939, and thereafter on January 15 and July 15 in each year until the principal amount becomes payable. They will mature January 15, 1942, and will not be subject to call for redemption prior to maturity.¹ * * *

III. SUBSCRIPTION AND ALLOTMENT

1. Subscriptions will be received at the Federal Reserve banks and branches and at the Treasury Department, Washington. Banking institutions generally may submit subscriptions for account of customers, but only the Federal Reserve banks and the Treasury Department are authorized to act as official agencies. Others than banking institutions will not be permitted to enter subscriptions except for their own account. Subscriptions from banks and trust companies for their own account will be received without deposit but will be restricted in each case to an amount not exceeding one-half of the combined capital and surplus of the subscribing bank or trust company. Subscriptions from all others must be accompanied by payment of 10 percent of the amount of notes applied for. The Secretary of the Treasury reserves the right to close the books as to any or all subscriptions or classes of subscriptions at any time without notice.¹ * * *

IV. PAYMENT

1. Payment at 100⅞ and accrued interest, if any, for notes allotted hereunder must be made or completed on or before February 15, 1939, or on later allotment. In every case where payment is not so completed, the payment with application up to 10 percent of the amount of notes applied for shall, upon declaration made by the Secretary of the Treasury in his discretion, be forfeited to the United States.

V. GENERAL PROVISIONS

1. As fiscal agents of the United States, Federal Reserve banks are authorized and requested to receive subscriptions.¹ * * *

HENRY MORGENTHAU, Jr.,
Secretary of the Treasury.

Exhibit 19

Subscriptions and allotments, Reconstruction Finance Corporation notes of series R (from press releases, February 7, 9, and 14, 1939)

On February 6, 1939, Secretary of the Treasury Morgenthau announced that the subscription books for the offering of ⅞ percent notes of series R of the Reconstruction Finance Corporation closed at the close of business February 6, 1939.

¹ Omitted portion similar to corresponding section of Department Circular No. 588, p. 264.

Reports received from the Federal Reserve banks showed that subscriptions aggregated \$2,567,037,000, of which \$310,090,000 was allotted. Subscriptions were allotted 12 percent, but not less than \$1,000 on any one subscription.

Subscriptions and allotments were divided among the Federal Reserve districts and the Treasury as follows:

Federal Reserve district	Subscriptions received	Subscriptions allotted	Federal Reserve district	Subscriptions received	Subscriptions allotted
Boston.....	\$157,061,000	\$18,908,000	Minneapolis.....	\$24,273,000	\$2,961,000
New York.....	1,451,227,000	174,321,000	Kansas City.....	36,116,000	4,367,000
Philadelphia.....	126,230,000	15,210,000	Dallas.....	35,281,000	4,347,000
Cleveland.....	133,326,000	16,111,000	San Francisco.....	129,435,000	15,549,000
Richmond.....	67,999,000	8,363,000	Treasury.....	21,000,000	2,520,000
Atlanta.....	69,424,000	9,094,000			
Chicago.....	267,854,000	32,422,000	Total.....	2,567,037,000	310,090,000
St. Louis.....	47,811,000	5,917,000			

Exhibit 20

Offering of 1% percent notes of series B of the United States Housing Authority

On January 25, 1939, Secretary of the Treasury Morgenthau, on behalf of the United States Housing Authority, invited subscriptions for 5 year, 1% percent notes of series B of the Authority, in the amount of \$100,000,000, or thereabouts.

[Department Circular No. 601. Public Debt]

TREASURY DEPARTMENT,
Washington, January 25, 1939.

I. OFFERING OF NOTES

1. The Secretary of the Treasury, on behalf of the United States Housing Authority, invites subscriptions, at par and accrued interest, from the people of the United States for notes of the United States Housing Authority, designated 1% percent notes of series B. The amount of the offering is \$100,000,000, or thereabouts.

II. DESCRIPTION OF NOTES

1. The notes will be dated February 1, 1939, and will bear interest from that date at the rate of 1% percent per annum, payable semiannually on August 1, 1939, and thereafter on February 1 and August 1 in each year until the principal amount becomes payable. They will mature February 1, 1944, and will not be subject to call for redemption prior to maturity.

2. The notes will be issued under authority of an act of Congress (known as "United States Housing Act of 1937") approved September 1, 1937, as amended, which provides that the notes shall be fully and unconditionally guaranteed upon their face by the United States as to the payment of both interest and principal; that in the event the Authority shall be unable to make any such payment upon demand when due, payments shall be made to the holder by the Secretary of the Treasury with money authorized to be appropriated for such purpose out of any money in the Treasury not otherwise appropriated; and that the notes shall be exempt, both as to principal and interest, from all taxation (except surtaxes, estate, inheritance, and gift taxes) now or hereafter imposed by the United States or by any State, county, municipality, or local taxing authority. These notes shall be lawful investments and may be accepted as security for all fiduciary, trust, and public funds the investment or deposit of which shall be under the authority or control of the United States or any officer or agency thereof.

3. Bearer notes with interest coupons attached will be issued in denominations of \$1,000, \$10,000, and \$100,000. The notes will not be issued in registered form.

III. SUBSCRIPTION AND ALLOTMENT

1. Subscriptions will be received at the Federal Reserve banks and branches and at the Treasury Department, Washington. Banking institutions generally may submit subscriptions for account of customers, but only the Federal Reserve banks and the Treasury Department are authorized to act as official agencies.

Others than banking institutions will not be permitted to enter subscriptions except for their own account. Subscriptions from banks and trust companies for their own account will be received without deposit but will be restricted in each case to an amount not exceeding one-half of the combined capital and surplus of the subscribing bank or trust company. Subscriptions from all others must be accompanied by payment of 10 percent of the amount of notes applied for. The Secretary of the Treasury reserves the right to close the books as to any or all subscriptions or classes of subscriptions at any time without notice.

2. The Secretary of the Treasury reserves the right to reject any subscription, in whole or in part, to allot less than the amount of notes applied for, to make allotments in full upon applications for smaller amounts and to make reduced allotments upon, or to reject, applications for larger amounts, or to adopt any or all of said methods or such other methods of allotment and classification of allotments as shall be deemed by him to be in the public interest; and his action in any or all of these respects shall be final. Allotment notices will be sent out promptly upon allotment, and the basis of the allotment will be publicly announced.

IV. PAYMENT

1. Payment at par and accrued interest, if any, for notes allotted hereunder must be made or completed on or before February 1, 1939, or on later allotment. In every case where payment is not so completed, the payment with application up to 10 percent of the amount of notes applied for shall, upon declaration made by the Secretary of the Treasury in his discretion, be forfeited to the United States.

V. GENERAL PROVISIONS

1. As fiscal agents of the United States, Federal Reserve banks are authorized and requested to receive subscriptions, to make allotments on the basis and up to the amounts indicated by the Secretary of the Treasury to the Federal Reserve banks of the respective districts, to issue allotment notices, to receive payment for notes allotted, to make delivery of notes on full-paid subscriptions allotted, and they may issue interim receipts pending delivery of the definitive notes.

2. The Secretary of the Treasury may at any time, or from time to time, prescribe supplemental or amendatory rules and regulations governing the offering, which will be communicated promptly to the Federal Reserve banks.

HENRY MORGENTHAU, Jr.,
Secretary of the Treasury.

Exhibit 21

Subscriptions and allotments, United States Housing Authority notes of series B (from press releases, January 26 and 27, and February 1, 1939¹)

On January 25, 1939, Secretary of the Treasury Morgenthau announced that the subscription books for the offering of 1½ percent notes of series B of the United States Housing Authority closed at the close of business January 25, 1939. Reports from the Federal Reserve banks showed that subscriptions aggregated \$2,774,480,000, of which \$114,157,000 was allotted. Subscriptions were allotted 4 percent, but not less than \$1,000 on any one subscription.

Subscriptions and allotments were divided among the Federal Reserve districts and the Treasury as follows:

Federal Reserve district	Subscriptions received	Subscriptions allotted	Federal Reserve district	Subscriptions received	Subscriptions allotted
Boston.....	\$149,836,000	\$6,120,000	Minneapolis.....	\$45,466,000	\$2,037,000
New York.....	1,421,605,000	57,049,000	Kansas City.....	61,377,000	2,653,000
Philadelphia.....	171,303,000	6,992,000	Dallas.....	54,675,000	2,365,000
Cleveland.....	194,705,000	8,047,000	San Francisco.....	123,665,000	4,996,000
Richmond.....	90,241,000	3,966,000	Treasury.....	9,500,000	380,000
Atlanta.....	75,986,000	3,518,000			
Chicago.....	292,712,000	12,340,000	Total.....	2,774,480,000	114,157,000
St. Louis.....	82,909,000	3,694,000			

¹ Revised February 23, 1939.

Exhibit 22

Offering of $\frac{3}{8}$ percent bonds of series K-1940 and $\frac{3}{8}$ percent bonds of series L-1941 of the Home Owners' Loan Corporation

On May 8, 1939, Secretary of the Treasury Morgenthau, on behalf of the Home Owners' Loan Corporation, invited subscriptions for 1 year, $\frac{3}{8}$ percent bonds of series K-1940 and 2 year, $\frac{3}{8}$ percent bonds of series L-1941 of the Corporation, in payment of which only Home Owners' Loan Corporation $1\frac{1}{2}$ percent bonds of series F-1939, maturing June 1, 1939, could be tendered. In the related press-release it was stated that about \$325,000,000 of these maturing bonds were outstanding.

[Department Circular No. 609. Public Debt]

TREASURY DEPARTMENT,
Washington, May 8, 1939.

I. OFFERING OF BONDS

1. The Secretary of the Treasury, on behalf of the Home Owners' Loan Corporation, invites subscriptions, at par, from the people of the United States for bonds of the Home Owners' Loan Corporation in two series, designated $\frac{3}{8}$ percent bonds of series K-1940 and $\frac{3}{8}$ percent bonds of series L-1941, respectively, in payment of which only Home Owners' Loan Corporation $1\frac{1}{2}$ percent bonds of series F-1939, maturing June 1, 1939, may be tendered, in multiples of \$100, of which 40 percent will be treated as a subscription for the bonds of series K-1940 and 60 percent for the bonds of series L-1941. Where necessary, adjustments will be made to the nearest \$100. The amount of the offering under this circular will be limited to the amount of Home Owners' Loan Corporation bonds of series F-1939 tendered and accepted. The right is reserved to offer for cash subscription, upon such terms and conditions as may be prescribed by the Home Owners' Loan Corporation with the approval of the Secretary of the Treasury, an additional amount of bonds of either or both issues, approximately equal in the aggregate to the amount of bonds of series F-1939 not tendered and accepted hereunder.

II. DESCRIPTION OF BONDS

1. The bonds of series K-1940 will be dated May 15, 1939, and will bear interest from that date at the rate of $\frac{3}{8}$ percent per annum, payable semiannually on November 15, 1939, and May 15, 1940. They will mature May 15, 1940, and will not be subject to call for redemption prior to maturity.

2. The bonds of series L-1941 will be dated May 15, 1939, and will bear interest from that date at the rate of $\frac{3}{8}$ percent per annum, payable semiannually on November 15, 1939, and thereafter on May 15 and November 15 in each year until the principal amount becomes payable. They will mature May 15, 1941, and will not be subject to call for redemption prior to maturity.

3. These bonds are issued under the authority of the Home Owners' Loan Act of 1933, as amended, which provides that these bonds shall be exempt, both as to principal and interest, from all taxation (except surtaxes, estate, inheritance, and gift taxes) now or hereafter imposed by the United States or any District, Territory, dependency, or possession thereof, or by any State, county, municipality, or local taxing authority.

4. These bonds are fully and unconditionally guaranteed both as to interest and principal by the United States of America, which guaranty is expressed on the face of each bond.

5. Bearer bonds with interest coupons attached will be issued in denominations of \$100, \$500, \$1,000, \$5,000, \$10,000, and \$100,000. The bonds will not be issued in registered form. Provision will be made for the interchange of bonds of different denominations of the same series, under rules and regulations prescribed by the Corporation.

III. SUBSCRIPTION AND ALLOTMENT

1. Subscriptions will be received at the Federal Reserve banks and branches and at the Treasury Department, Washington. Banking institutions generally may submit subscriptions for account of customers, but only the Federal Reserve banks and the Treasury Department are authorized to act as official agencies. The Secretary of the Treasury reserves the right to close the books as to any or all subscriptions or classes of subscriptions at any time without notice.

2. The Secretary of the Treasury reserves the right to reject any subscription, in whole or in part, to allot less than the amount of bonds applied for, to make allotments in full upon applications for smaller amounts and to make reduced allotments upon, or to reject, applications for larger amounts, or to adopt any or all of said methods or such other methods of allotment and classification of allotments as shall be deemed by him to be in the public interest; and his action in any or all of these respects shall be final. Subject to these reservations, all subscriptions will be allotted in full as provided in section I of this circular. Allotment notices will be sent out promptly upon allotment.

IV. PAYMENT

1. Payment at par for bonds allotted hereunder must be made or completed on or before May 15, 1939, or on later allotment, and may be made only in Home Owners' Loan Corporation 1½ percent bonds of series F-1939, which will be accepted at par and should accompany the subscription. Coupons dated June 1, 1939, should be attached to the bonds when surrendered, and accrued interest from December 1, 1938, to May 15, 1939 (\$6.799451 per \$1,000), will be paid following acceptance of the bonds.

V. GENERAL PROVISIONS

1. As fiscal agents of the United States, Federal Reserve banks are authorized and requested to receive subscriptions, to make allotments on the basis and up to the amounts indicated by the Secretary of the Treasury to the Federal Reserve banks of the respective districts, to issue allotment notices, to receive payment for bonds allotted, to make delivery of bonds on full-paid subscriptions allotted, and they may issue interim receipts pending delivery of the definitive bonds.

2. The Secretary of the Treasury may at any time, or from time to time, prescribe supplemental or amendatory rules and regulations governing the offering, which will be communicated promptly to the Federal Reserve banks.

HENRY MORGENTHAU, Jr.,
Secretary of the Treasury.

Exhibit 23

Allotments, Home Owners' Loan Corporation bonds of series K-1940 and series L-1941 (from press releases, May 9 and 15, 1939)¹

On May 8, 1939, Secretary of the Treasury Morgenthau announced that the subscription books for the offering of ½ percent bonds of series K-1940 and ½ percent bonds of series L-1941 of the Home Owners' Loan Corporation would close at the close of business May 10, 1939. Reports from the Federal Reserve banks showed that \$319,669,300 of bonds of series F-1939 were tendered in exchange, of which 40 percent were treated as subscriptions for bonds of series K-1940 and 60 percent for the bonds of series L-1941. On this basis, \$127,867,400 of bonds of series K-1940 and \$191,801,900 bonds of series L-1941 were allotted.

Allotments were divided among the Federal Reserve districts and the Treasury as follows:

Federal Reserve district	Series K-1940	Series L-1941	Total allotments
Boston.....	\$623,500	\$935,300	\$1,558,800
New York.....	101,771,400	152,657,000	254,428,400
Philadelphia.....	2,191,100	3,286,700	5,477,800
Cleveland.....	2,430,000	3,645,300	6,075,300
Richmond.....	2,962,600	4,444,200	7,406,800
Atlanta.....	2,014,000	3,021,100	5,035,100
Chicago.....	9,251,700	13,877,200	23,128,900
St. Louis.....	1,504,500	2,257,100	3,761,600
Minneapolis.....	384,300	577,100	961,400
Kansas City.....	2,893,400	4,339,600	7,233,000
Dallas.....	873,300	1,309,900	2,183,200
San Francisco.....	403,400	605,100	1,008,500
Treasury.....	564,200	846,300	1,410,500
Total.....	127,867,400	191,801,900	319,669,300

¹ Revised May 27, 1939.

Exhibit 24*Offering of 1½ percent bonds of series M-1945-47 of the Home Owners' Loan Corporation*

On May 22, 1939, Secretary of the Treasury Morgenthau, on behalf of the Home Owners' Loan Corporation, invited subscriptions for 6-8 year, 1½ percent bonds of series M-1945-47 of the Corporation, in payment of which only Home Owners' Loan Corporation 2¼ percent bonds of series B, 1939-49, called for redemption on August 1, 1939, could be tendered. In the related press release it was stated that about \$900,000,000 of the called bonds were outstanding.

[Department Circular No. 610. Public Debt]

TREASURY DEPARTMENT,
Washington, May 22, 1939.

I. OFFERING OF BONDS

1. The Secretary of the Treasury, on behalf of the Home Owners' Loan Corporation, invites subscriptions, at par, from the people of the United States for bonds of the Home Owners' Loan Corporation, designated 1½ percent bonds of series M-1945-47, in payment of which only Home Owners' Loan Corporation series B, 2¼ percent bonds, 1939-49, called for redemption on August 1, 1939, may be tendered. The amount of the offering under this circular will be limited to the amount of Home Owners' Loan Corporation bonds of series B, 1939-49, tendered and accepted. The right is reserved to offer for cash subscription, upon such terms and conditions as may be prescribed by the Home Owners' Loan Corporation with the approval of the Secretary of the Treasury, an additional amount of bonds of series M-1945-47 approximately equal to the amount of bonds of series B, 1939-49, not tendered and accepted hereunder.

II. DESCRIPTION OF BONDS

1. The bonds will be dated June 1, 1939, and will bear interest from that date at the rate of 1½ percent per annum, payable semiannually on December 1, 1939, and thereafter on June 1 and December 1 in each year until the principal amount becomes payable. They will mature June 1, 1947, but may be redeemed at the option of the Home Owners' Loan Corporation on and after June 1, 1945, in whole or in part, at par and accrued interest, on any interest day or days, on 2 months' notice of redemption given in such manner as the Corporation shall prescribe. In case of partial redemption, the bonds to be redeemed will be determined by such method as may be prescribed by the Corporation. From the date of redemption designated in any such notice, interest on the bonds called for redemption shall cease.

2. These bonds are issued under the authority of the Home Owners' Loan Act of 1933, as amended, which provides that these bonds shall be exempt, both as to principal and interest, from all taxation (except surtaxes, estate, inheritance, and gift taxes) now or hereafter imposed by the United States or any District, Territory, dependency, or possession thereof, or by any State, county, municipality, or local taxing authority.

3. These bonds are fully and unconditionally guaranteed both as to interest and principal by the United States of America, which guaranty is expressed on the face of each bond.

4. Bearer bonds with interest coupons attached will be issued in denominations of \$25, \$50, \$100, \$500, \$1,000, \$5,000, \$10,000, and \$100,000. Bonds registered as to principal and interest will be issued in denominations of \$1,000, \$5,000, \$10,000, and \$100,000. Provision will be made for the interchange of bonds of different denominations and of coupon and registered bonds, and for the transfer of registered bonds, under rules and regulations prescribed by the Corporation.

III. SUBSCRIPTION AND ALLOTMENT

1. Subscriptions will be received at the Federal Reserve banks and branches and at the Treasury Department, Washington. Banking institutions generally may submit subscriptions for account of customers, but only the Federal Reserve banks and the Treasury Department are authorized to act as official agencies. The Secretary of the Treasury reserves the right to close the books as to any or all subscriptions or classes of subscriptions at any time without notice.

2. The Secretary of the Treasury reserves the right to reject any subscription, in whole or in part, to allot less than the amount of bonds applied for, to make allotments in full upon applications for smaller amounts, and to make reduced allotments upon, or to reject, applications for larger amounts, or to adopt any or all of said methods or such other methods of allotment and classification of allotments as shall be deemed by him to be in the public interest; and his action in any or all of these respects shall be final. Subject to these reservations, all subscriptions will be allotted in full. Allotment notices will be sent out promptly upon allotment.

IV. PAYMENT

1. Payment at par for bonds allotted hereunder must be made or completed on or before June 1, 1939, or on later allotment, and may be made only in Home Owners' Loan Corporation 2½ percent bonds of series B, 1939-49, which will be accepted at par and should accompany the subscription. Subject to the conditions of the next succeeding section, containing instructions with respect to the surrender of called bonds, accrued interest from February 1, 1939, to June 1, 1939 (\$9.116022 per \$1,000), will be paid following acceptance of the bonds.

V. SURRENDER OF CALLED BONDS

1. *Coupon bonds.*—Home Owners' Loan Corporation 2½ percent bonds of series B, 1939-49, in coupon form tendered in payment for Home Owners' Loan Corporation bonds offered hereunder, should be presented and surrendered with the subscription to a Federal Reserve bank or branch or to the Treasurer of the United States, Washington, D. C. Coupons dated August 1, 1939, and all coupons bearing subsequent dates should be attached to such bonds when surrendered, and if any such coupons are missing, the subscription must be accompanied by cash payment equal to the face amount of the missing coupons. The bonds must be delivered at the expense and risk of the holder. Facilities for transportation of bonds by registered mail insured may be arranged between incorporated banks and trust companies and the Federal Reserve banks, and holders may take advantage of such arrangements when available, utilizing such incorporated banks and trust companies as their agents.

2. *Registered bonds.*—Home Owners' Loan Corporation 2½ percent bonds of series B, 1939-49, in registered form tendered in payment for Home Owners' Loan Corporation bonds offered hereunder, should be assigned by the registered payee or the assignee thereof in one of the forms hereafter set forth, and thereafter should be presented and surrendered with the subscription to a Federal Reserve bank or branch or to the Treasury Department, Division of Loans and Currency, Washington, D. C. The bonds must be delivered at the expense and risk of the holder. If the new bonds are desired registered in the same name as the bonds surrendered, the assignment should be to "Home Owners' Loan Corporation in payment for Home Owners' Loan Corporation bonds of series M-1945-47"; if the new bonds are desired registered in another name, the assignment should be to "Home Owners' Loan Corporation in payment for Home Owners' Loan Corporation bonds of series M-1945-47 in the name of -----"; if new bonds in coupon form are desired, the assignment should be to "Home Owners' Loan Corporation in payment for Home Owners' Loan Corporation bonds of series M-1945-47 in coupon form to be delivered to -----." Checks in payment of accrued interest on registered bonds will be drawn in accordance with the assignments.

VI. GENERAL PROVISIONS

1. As fiscal agents of the United States, Federal Reserve banks are authorized and requested to receive subscriptions, to make allotments on the basis and up to the amounts indicated by the Secretary of the Treasury to the Federal Reserve banks of the respective districts, to issue allotment notices, to receive payment for bonds allotted, to make delivery of bonds on full-paid subscriptions allotted, and they may issue interim receipts pending delivery of the definitive bonds.

2. The Secretary of the Treasury may at any time, or from time to time, prescribe supplemental or amendatory rules and regulations governing the offering, which will be communicated promptly to the Federal Reserve banks.

HENRY MORGENTHAU, JR.,
Secretary of the Treasury.

Exhibit 25

Allotments, Home Owners' Loan Corporation bonds of series M-1945-47 (from press releases, May 23 and 29, 1939 ¹)

On May 22, 1939, Secretary of the Treasury Morgenthau announced that the subscription books for the offering of 1½ percent bonds of series M-1945-47 of the Home Owners' Loan Corporation would close at the close of business May 24, 1939. Reports from the Federal Reserve banks showed that \$687,266,800 of 1½ percent bonds of series B, 1939-49, called for redemption on August 1, 1939, had been exchanged for the bonds of series M-1945-47.

It was announced on May 29, 1939, that in addition to the series M bonds to be issued on exchange, arrangements had been made to purchase not to exceed \$100,000,000 of these bonds for Government investment accounts, the proceeds together with other cash balances available to the Corporation to be applied to the redemption of called bonds not exchanged.

Allotments of the series M bonds were divided among the Federal Reserve districts and the Treasury as follows:

Federal Reserve district	Subscriptions received and allotted	Federal Reserve district	Subscriptions received and allotted
Boston.....	\$24, 973, 425	Minneapolis.....	\$8, 580, 450
New York.....	389, 742, 775	Kansas City.....	11, 337, 850
Philadelphia.....	55, 299, 050	Dallas.....	10, 142, 275
Cleveland.....	20, 463, 175	San Francisco.....	36, 499, 975
Richmond.....	17, 273, 750	Treasury.....	5, 515, 050
Atlanta.....	9, 868, 800		
Chicago.....	82, 822, 725	Total.....	687, 266, 800
St. Louis.....	14, 747, 500		

Exhibit 26

Redemption of Home Owners' Loan Corporation 2¾ percent bonds, series B, 1939-49

[Department Circular No. 612. Public Debt]

TREASURY DEPARTMENT,
Washington, June 10, 1939.

To Holders of Home Owners' Loan Corporation 2¾ Percent Bonds, Series B, 1939-49, and Others Concerned:

I. NOTICE OF CALL FOR REDEMPTION BEFORE MATURITY

On May 18, 1939, the following public notice of call for redemption was given:

"To Holders of Home Owners' Loan Corporation 2¾ Percent Bonds, Series B, and Others Concerned:

"Public notice is hereby given that all outstanding Home Owners' Loan Corporation 2¾ percent bonds, series B, dated August 1, 1934, are hereby called for redemption on August 1, 1939, and will cease to bear interest on that date. Full information regarding the presentation and surrender of the bonds for redemption under this call will be given in a Treasury Department circular to be issued later.

"Holders of Home Owners' Loan Corporation bonds now called for redemption on August 1, 1939, will be offered the privilege of exchanging all or any part of their called bonds for other interest-bearing obligations of the Home Owners' Loan Corporation, concerning which public notice will be given by the Secretary of the Treasury on Monday, May 22, 1939.²

"Washington, D. C., May 18, 1939.

"FEDERAL HOME LOAN BANK BOARD,
"HOME OWNERS' LOAN CORPORATION,
"JOHN H. FAHEY, Chairman.

"Approved:

"HENRY MORGENTHAU, Jr.,

"Secretary of the Treasury."

¹ Revised August 8, 1939.

² The exchange offering referred to was terminated on May 24, 1939.

II. RULES AND REGULATIONS GOVERNING REDEMPTION OF HOME OWNERS' LOAN CORPORATION 2½ PERCENT BONDS, SERIES B, 1939-49

Pursuant to the call for redemption, as set forth in Section 1 of this circular, the following rules and regulations are hereby prescribed to govern the presentation and surrender of Home Owners' Loan Corporation 2½ percent bonds, series B, 1939-49, hereinafter referred to as series B bonds, for redemption on August 1, 1939.

1. *Payment of called bonds on August 1, 1939.*—Holders of any outstanding series B bonds will be entitled to have such bonds redeemed and paid at par on August 1, 1939, with interest in full to that date. After August 1, 1939, interest will not accrue on any series B bonds.

2. *Presentation and surrender of coupon bonds.*—Series B bonds in coupon form should be presented and surrendered to any Federal Reserve bank or branch, or to the Treasurer of the United States, Washington, D. C., for redemption on August 1, 1939. The bonds must be delivered at the expense and risk of holders (see par. 11 of this section), and should be accompanied by appropriate written advice (see Form P. D. 1619 attached hereto). Checks in payment of principal will be mailed to the address given in the form of advice accompanying the bonds surrendered.

3. Coupons dated August 1, 1939, which become payable on that date, should be detached from any series B bonds, before such bonds are presented for redemption on August 1, 1939, and such coupons should be collected in regular course when due. All coupons pertaining to such bonds bearing dates subsequent to August 1, 1939, must be attached to any such bonds when presented for redemption, *provided, however*, if any such coupons are missing from bonds so presented for redemption the bonds nevertheless will be redeemed, but the full face amount of any such missing coupons will be deducted from the payment to be made on account of such redemption, and any amounts so deducted will be held in the Treasury to provide for adjustments or refunds on account of such missing coupons as may subsequently be presented.

4. *Execution of assignments.*—In accordance with the regulations of the Home Owners' Loan Corporation, all assignments must comply with the regulations of the Treasury Department governing assignment of United States registered bonds for redemption as set forth in Department Circular No. 300, as amended, except as otherwise provided herein.

5. *Presentation and surrender of registered bonds.*—Series B bonds in registered form must be assigned by the registered payees or assigns thereof, or by their duly constituted representatives, in accordance with the general regulations of the United States Treasury Department governing assignments of United States bonds, except as otherwise provided herein, in the form indicated in the next paragraph hereof, and thereafter should be presented and surrendered to any Federal Reserve bank or branch, or to the Division of Loans and Currency, Treasury Department, Washington, D. C., for redemption on August 1, 1939. The bonds must be delivered at the expense and risk of holders (see par. 11 of this section) and should be accompanied by appropriate written advice (see Form P. D. 1620 attached hereto). In all cases checks in payment of principal and final interest due will be mailed to the address given in the form of advice accompanying the bonds surrendered.

6. If the registered payee, or an assignee holding under proper assignment from the registered payee, desires that payment of the principal and final installment of interest be made to him, the bonds should be assigned by such payee or assignee, or by a duly constituted representative, to the "Home Owners' Loan Corporation for redemption." If it is desired for any reason that payment be made to some other person, without intermediate assignment, the bonds should be assigned to the "Home Owners' Loan Corporation for redemption for the account of _____," inserting the name and address of the person to whom payment is to be made. A representative or fiduciary should not assign for payment to himself individually, unless expressly authorized to do so by court order or the instrument under which he is acting; he may, however, assign for payment to himself *in his representative or fiduciary capacity*.

7. Assignment in blank or other assignment having similar effect will be recognized, but in that event payment will be made to the person surrendering the bond for redemption, since under such assignment the bond becomes in effect payable to bearer. Assignments in blank or assignments having similar effect should be avoided, if possible, in order not to lose the protection afforded by registration.

8. *Assignments by corporations and unincorporated associations for redemption for their own account.*—A bond registered in the name of, or assigned to, a corporation or unincorporated association will ordinarily be redeemed for the account of such corporation or unincorporated association upon an appropriate assignment for that purpose executed on behalf of the corporation or unincorporated association by a duly authorized officer thereof, without proof of the officer's authority. In all such cases payment will be made only by check drawn to the order of the corporation or unincorporated association.

9. *Detached assignments.*—The use of detached assignments by registered payees or assignees for redemption for their account (where checks in redemption are to be issued to them) may be authorized in particular cases.

10. *Payment of final interest.*—Final interest due on August 1, 1939, on registered series B bonds will be paid with the principal in accordance with the assignments on the bonds surrendered. Transfers and exchanges involving registered bonds will be permitted up to the close of business on July 15, 1939, but not after that date.

11. *Transportation of bonds.*—Bonds presented for redemption under this circular must be delivered to a Federal Reserve bank or branch, or to the Treasury Department, Washington, D. C., at the expense and risk of the holder. Coupon bonds should be forwarded by registered mail insured, or by express prepaid. Registered bonds bearing restricted assignments may be forwarded by registered mail, but registered bonds bearing unrestricted assignments should be forwarded by registered mail insured, or by express prepaid. Facilities for transportation of bonds by registered mail insured may be arranged between incorporated banks and trust companies and the Federal Reserve banks, and holders may take advantage of such arrangements when available, utilizing such incorporated banks and trust companies as their agents. Incorporated banks and trust companies are not agents of the United States under this circular.

III. TIME OF PRESENTATION OF CALLED BONDS FOR REDEMPTION

1. In order to facilitate the redemption of series B bonds on August 1, 1939, any such bonds should be presented and surrendered in the manner herein prescribed well in advance of that date but not before July 1, 1939. Such early presentation by holders will assure prompt payment of principal when due. This is particularly important with respect to registered bonds, for payment cannot be made until registration shall have been discharged at the United States Treasury Department.

2. It will expedite redemption if the bonds are presented to Federal Reserve banks or branches, and not direct to the Treasury Department.

IV. GENERAL PROVISIONS

1. Any further information which may be desired regarding the redemption of series B bonds under this circular may be obtained from any Federal Reserve bank or branch, or from the Treasury Department, Washington, D. C., where copies of the Treasury Department's regulations governing assignments also may be obtained.

2. As fiscal agents of the Home Owners' Loan Corporation, Federal Reserve banks are authorized and requested to perform any necessary acts under this circular. The Secretary of the Treasury may at any time, or from time to time, prescribe supplemental or amendatory rules and regulations governing the matters covered by this circular, which will be communicated promptly to Federal Reserve banks.

JOHN W. HANES,
Acting Secretary of the Treasury.

TREASURY DEPARTMENT
Public Debt Service
Form PD 1619

FOR COUPON BONDS

(For registered bonds use Form PD 1620)

Form of Advice to Accompany Home Owners' Loan Corporation 2¾ Percent Bonds, Series B, 1939-49, in Coupon Form, Presented for Redemption on August 1, 1939

To the FEDERAL RESERVE BANK OF.....

OR

TREASURER OF THE UNITED STATES, Washington, D. C.:

Pursuant to the provisions of Treasury Department Circular No. 612, dated June 10, 1939, the undersigned presents and surrenders herewith for redemption

on August 1, 1939, \$_____, face amount of Home Owners' Loan Corporation 2½ percent bonds, series B, 1939-49, in coupon form, with coupon due February 1, 1940, and all subsequent coupons attached, as follows:

Number of bonds	Denomination	Serial numbers of bonds	Face amount
-----	\$25	-----	\$-----
-----	50	-----	-----
-----	100	-----	-----
-----	500	-----	-----
-----	1, 000	-----	-----
-----	5, 000	-----	-----
-----	10, 000	-----	-----
-----	100, 000	-----	-----
TOTAL-----			\$-----

and requests that remittance covering payment therefor be forwarded to the undersigned at the address indicated below.

Signature-----

Name-----

(Please print)

Address in full-----

Date-----

TREASURY DEPARTMENT
Public Debt Service
Form PD 1620

FOR REGISTERED BONDS

(For coupon bonds use Form PD 1619)

Form of Advice to Accompany Home Owners' Loan Corporation 2½ Percent Bonds, Series B, 1939-49, in Registered Form, Presented for Redemption on August 1, 1939

To the FEDERAL RESERVE BANK OF-----,
or

TREASURY DEPARTMENT, DIVISION OF LOANS AND CURRENCY, Washington,
D. C.:

Pursuant to the provisions of Treasury Department Circular No. 612, dated June 10, 1939, the undersigned presents and surrenders herewith for redemption on August 1, 1939, \$_____, face amount of Home Owners' Loan Corporation 2½ percent bonds, series B, 1939-49, in registered form, inscribed in the name of_____ and duly assigned to the "Home Owners' Loan Corporation for redemption," as follows:

Number of bonds	Denomination	Serial numbers of bonds	Face amount
-----	\$1, 000	-----	\$-----
-----	5, 000	-----	-----
-----	10, 000	-----	-----
-----	100, 000	-----	-----
TOTAL-----			\$-----

and requests that remittance covering payment of principal and final interest be forwarded to the undersigned at the address indicated below.

Signature-----

Name-----

(Please print)

Address in full-----

Date-----

Exhibit 27

Partial redemption, before maturity, of 2½ percent mutual mortgage insurance fund debentures, series B

[Department circular No. 607. Public debt]

TREASURY DEPARTMENT,
Washington, March 24, 1939.*To Holders of 2½ Percent Mutual Mortgage Insurance Fund Debentures, Series B:*

I. NOTICE OF CALL FOR PARTIAL REDEMPTION, BEFORE MATURITY, OF 2½ PERCENT MUTUAL MORTGAGE INSURANCE FUND DEBENTURES, SERIES B

The Federal Housing Administrator, with the approval of the Secretary of the Treasury, has issued the following notice of call for partial redemption and offer to purchase with respect to 2½ percent mutual mortgage insurance fund debentures, series B:

"Pursuant to the authority conferred by the National Housing Act (48 Stat. 1246; U. S. C., title 12, sec. 1701 et seq.) as amended, public notice is hereby given that 2½ percent mutual mortgage insurance fund debentures, series B, of the denominations and serial numbers designated below, are hereby called for redemption, at par and accrued interest, on July 1, 1939, on which date interest on such debentures shall cease:

Denomination	Serial numbers	
	Regular series	Star series
	(All numbers inclusive)	
\$50.....	1 to 106	
\$100.....	1 to 347	1 to 4
\$500.....	1 to 153	1 to 13
\$1,000.....	1 to 500	1 to 7
\$5,000.....	1 to 20	
\$10,000.....	1 to 4	

"The debentures first issued, as determined by the serial numbers, were selected for redemption by the Federal Housing Administrator, with the approval of the Secretary of the Treasury. The serial number of each debenture will be found on the face thereof, in the upper right-hand corner. All numbers are preceded by the letter 'B', and numbers in the star series are also preceded by a star, as, for example, '★B9'.

"No transfers or denominational exchanges in debentures covered by the foregoing call will be made on the books maintained by the Treasury Department on or after April 1, 1939. This does not affect the right of the holder of a debenture to sell and assign the debenture on or after April 1, 1939, and provision will be made for the payment of final interest due July 1, 1939, with the principal thereof to the actual owner, as shown by the assignments thereon.

"The Federal Housing Administrator hereby offers to purchase any called debentures at any time from April 1 to June 30, 1939, inclusive, at par and accrued interest, to date of purchase.

"Instructions for the presentation and surrender of debentures for redemption on or after July 1, 1939, or for purchase prior to that date will be given by the Secretary of the Treasury."

II. TRANSACTIONS IN CALLED DEBENTURES

1. The debentures included in the foregoing notice of call for partial redemption on July 1, 1939, are hereby designated called 2½ percent mutual mortgage insurance fund debentures, series B, and are hereinafter referred to as called debentures.

2. Transfers and denominational exchanges in called debentures will terminate at the close of business on March 31, 1939.

III. REDEMPTION OR PURCHASE

1. Holders of called debentures will be entitled to have such debentures redeemed and paid at par on July 1, 1939, with interest in full to that date, at the rate of \$12.75 per \$1,000. Interest on called debentures will cease on July 1, 1939.

2. Holders of called debentures have the privilege of presenting such debentures at any time from April 1 to June 30, 1939, inclusive, for purchase at par and accrued interest, at the rate of \$0.075967 per \$1,000 per day from January 1, 1939, to date of purchase.

IV. RULES AND REGULATIONS GOVERNING REDEMPTION AND PURCHASE

1. The United States Treasury Department is the agent of the Federal Housing Administrator for the redemption and purchase of called debentures. In accordance with regulations adopted by the Federal Housing Administrator and approved by the Secretary of the Treasury, the assignment, redemption, and purchase of called debentures will be governed by the general regulations of the Treasury Department with respect to United States bonds and notes, so far as applicable, except as otherwise provided herein.

2. Called debentures presented for redemption on July 1, 1939, or for purchase between April 1 and June 30, 1939, inclusive, must be assigned by the registered payee or assignee thereof or by their duly constituted representatives in the form indicated in paragraph 3 hereof, and should thereafter be presented and surrendered to any Federal Reserve bank or to the Division of Loans and Currency, Treasury Department, Washington, D. C., accompanied by appropriate written advice. (Use Form P. D. 1617 attached hereto.) The debentures must be delivered at the expense and risk of the holders. (See paragraph 8 of this section.) In all cases checks in payment of principal and final interest will be mailed to the address given in the form of advice accompanying the debentures when surrendered.

3. If the registered payee or an assignee holding under proper assignment from the registered payee desires that payment be made to him, the debentures should be assigned by such payee or assignee or by a duly constituted representative to "The Federal Housing Administrator for redemption" or to "The Federal Housing Administrator for purchase," according to whether the debentures are to be presented for redemption on July 1, 1939, or for purchase prior to that date. If it is desired for any reason that payment be made to some other person without intermediate assignment, the debentures should be assigned to "The Federal Housing Administrator for redemption (or purchase) for the account of -----," inserting the name and address of the person to whom payment is to be made.

4. An assignment in blank or other assignment having similar effect will be recognized, but in that event payment will be made to the person surrendering the debenture for redemption or purchase since, under such an assignment, the debenture becomes in effect payable to bearer. Assignments in blank or assignments having similar effect should be avoided, if possible, in order not to lose the protection afforded by registration.

5. Final interest on any called debentures, whether purchased prior to, or redeemed on or after July 1, 1939, will be paid with the principal in accordance with the assignments on the debentures surrendered.

6. All assignments must be made on the debentures themselves unless otherwise directed by the Treasury Department. Detached assignments will be recognized and accepted in any particular case in which the use of detached assignments is specifically authorized by the Treasury Department. Any assignment not made upon the debentures is considered a detached assignment.

7. A called debenture registered in the name of, or assigned to, a corporation, will be paid to such corporation on or after July 1, 1939, upon an appropriate assignment for that purpose executed on behalf of the corporation by a duly authorized officer thereof. An assignment so executed and duly attested in accordance with Treasury Department regulations will ordinarily be accepted without proof of the officer's authority. In all cases coming under this provision payment will be made only by check drawn to the order of the corporation. Proof of the authority of the officer assigning on behalf of a corporation will be required, in accordance with the general regulations of the Treasury Department, in the case of assignments for purchase prior to July 1, 1939, and in case of assignments for redemption on or after July 1, 1939, for the account of any person other than the corporation.

8. Debentures presented for redemption or purchase under this circular must be delivered to a Federal Reserve bank or to the Division of Loans and Currency, Treasury Department, Washington, D. C., at the expense and risk of the holder. Debentures bearing restricted assignments may be forwarded by registered mail, but debentures bearing unrestricted assignments should be forwarded by registered mail insured or by express.

9. In order to facilitate the redemption of called debentures on July 1, 1939, any such debenture may be presented and surrendered in the manner herein prescribed in advance of that date but not before June 1, 1939. Such early presentation by holders will insure prompt payment of principal and interest when due.

V. GENERAL PROVISIONS

1. Any further information which may be desired regarding the redemption of called debentures under this circular may be obtained from any Federal Reserve bank or from the Division of Loans and Currency, Treasury Department, Washington, D. C., where copies of the Treasury Department's regulations governing assignments may be obtained.

2. As fiscal agents of the United States, Federal Reserve banks are authorized and requested to perform any necessary acts under this circular. The Secretary of the Treasury may at any time or from time to time prescribe supplemental and amendatory rules and regulations governing the matters covered by this circular, which will be communicated promptly to the registered owners of called debentures.

HENRY MORGENTHAU, Jr.,
Secretary of the Treasury.

TREASURY DEPARTMENT
Public Debt Service
Form PD 1617

FORM OF ADVICE TO ACCOMPANY CALLED 2¾ PERCENT MUTUAL MORTGAGE
INSURANCE FUND DEBENTURES, SERIES B, PRESENTED FOR REDEMPTION ON
JULY 1, 1939, OR FOR PURCHASE PRIOR TO THAT DATE

To the FEDERAL RESERVE BANK OF -----,
OR

TREASURY DEPARTMENT, DIVISION OF LOANS AND CURRENCY,
Washington, D. C.:

Pursuant to the provisions of Treasury Department Circular No. 607, dated March 24, 1939, the undersigned presents and surrenders herewith for -----

(Indicate whether for immediate purchase or for redemption on July 1, 1939)

\$-----, face amount of called 2¾ percent mutual mortgage insurance fund debentures, series B, registered in the name of ----- and duly assigned to "The Federal Housing Administrator for -----", as follows:

Number of bonds	Denomination	Serial numbers of bonds	Face amount
-----	\$50	-----	\$-----
-----	100	-----	-----
-----	500	-----	-----
-----	1,000	-----	-----
-----	5,000	-----	-----
-----	10,000	-----	-----
Total	-----	-----	\$-----

and requests that remittance covering payment therefor be forwarded to the undersigned at the address indicated below.

Signature -----
Name (please print) -----
Address in full -----

Date -----

*Debentures presented for immediate purchase should be assigned to "The Federal Housing Administrator for purchase"; debentures presented for redemption on July 1, 1939, should be assigned to "The Federal Housing Administrator for redemption."

MONETARY DEVELOPMENTS ¹

Exhibit 28

Memorandum of the Secretary of the Treasury, approved by the President July 16, 1938, relative to newly mined domestic silver mined prior to midnight of December 31, 1938

JULY 11, 1938.

Memorandum for the President:

The Newly Mined Domestic Silver Proclamation of December 30, 1937, modifying the Proclamation of December 21, 1933, as modified, provides that:

"* * * the said proclamation of the twenty-first day of December 1933 as heretofore and hereby modified shall remain in force and effect until the 31st day of December 1938, unless repealed or further modified by act of Congress or by subsequent proclamation."

As you know, in the normal course a considerable period of time elapses between the date silver is mined and the date when the refining of the silver has been completed and the silver is delivered to a mint. Accordingly, a question has arisen as to whether domestic silver mined prior to midnight, December 31, 1938, may be received by the mints after that date under said proclamation, as modified.

I am advised by the General Counsel of the Treasury that in his opinion the mints may continue after December 31, 1938, to receive under said proclamation, as modified, domestic silver mined prior to midnight, December 31, 1938, and otherwise complying with the proclamation. I am in accord with such opinion. Accordingly, if you approve, the mints will be instructed that they may continue after December 31, 1938, to accept under said proclamation, as modified, newly mined domestic silver mined prior to midnight of December 31, 1938. This would be consistent with the action taken pursuant to your approval given under date of September 14, 1937, when the same problem was presented, the basic proclamation as then modified being due to expire on December 31, 1937.

If you approve of the foregoing, I should appreciate it if you would so indicate below.

H. MORGENTHAU, JR.,
Secretary of the Treasury.

Approved:

FRANKLIN D. ROOSEVELT,
THE WHITE HOUSE,
July 16, 1938.

Exhibit 29

Proclamation, December 31, 1938, modifying the proclamation of December 21, 1933, as modified, relating to newly mined domestic silver

Whereas, by proclamation of the twenty-first day of December 1933, as modified by proclamations of the ninth day of August 1934, the tenth and twenty-fourth days of April 1935, and the thirtieth day of December 1937, the United States coinage mints are directed to receive for coinage and addition to the monetary stocks of the United States silver mined subsequent to December 21, 1933, from natural deposits in the United States or any place subject to the jurisdiction thereof; and

Whereas, such proclamation as so modified provides in part that it "shall remain in force and effect until the 31st day of December 1938 unless repealed or further modified by act of Congress or by subsequent proclamation."

And whereas, such proclamation as so modified states in part that

"Notice is hereby given that I reserve the right by virtue of the authority vested in me to revoke or modify this proclamation as the interests of the United States may seem to require."

Now, therefore, finding that the interests of the United States require further modification of said proclamation of the twenty-first day of December 1933 as so modified; by virtue of the power in me vested by the act of Congress cited in said proclamation, and other legislation designated for national recovery, and by virtue of all other authority in me vested;

¹ Newly Mined Domestic Silver Regulations of January 16, 1939, are available separately and are not reproduced here.

I, Franklin D. Roosevelt, President of the United States of America, do hereby further modify the said proclamation of the twenty-first day of December 1933 so that the same shall remain in force and effect until the 30th day of June 1939; and I do proclaim and direct that, unless repealed or further modified by act of Congress or by subsequent proclamation, the said proclamation of the twenty-first day of December 1933, as heretofore and hereby modified, shall remain in force and effect until the 30th day of June 1939: *Provided, however*, That silver to be eligible for receipt under the said proclamation of the twenty-first day of December 1933, as heretofore and hereby modified, must be delivered to a United States coinage mint not later than June 30, 1939.

Notice is hereby given that I reserve the right by virtue of the authority vested in me to revoke or modify this proclamation as the interests of the United States may seem to require.

In witness whereof, I have hereunto set my hand and caused the seal of the United States to be affixed.

Done at the City of Washington this 31st day of December, in the year of our Lord nineteen hundred and thirty-eight, and of the Independence of the United States coinage the one hundred and sixty-third.

[SEAL]

FRANKLIN D. ROOSEVELT.

By the President:

SUMNER WELLES,

Acting Secretary of State.

Exhibit 30

Announcement by the Secretary of the Treasury, December 19, 1938, of the extension of the period during which the Central Bank of China can obtain dollar exchange for stabilization purposes

Secretary Morgenthau announced today that the arrangement announced July 9, 1937, under which the Central Bank of China has been enabled, under conditions which safeguard the interests of both countries, to obtain dollar exchange for stabilization purposes has been extended for a further period beyond December 31, 1938.

Exhibit 31

An act to extend the period during which direct obligations of the United States may be used as collateral security for Federal Reserve notes

[Public No. 162, 76th Cong., S. 2618]

Be it enacted by the Senate and House of Representatives of the United States of America in Congress assembled, That the second paragraph of section 16 of the Federal Reserve Act, as amended, is hereby amended by striking therefrom the words "until June 30, 1939" and by inserting in lieu thereof the words "until June 30, 1941".

Approved, June 30, 1939.

TAXATION¹

Exhibit 32

An act relating to the taxation of the compensation of public officers and employees

[Public No. 32, 76th Cong., H. R. 3790]

Be it enacted by the Senate and House of Representatives of the United States of America in Congress assembled, That this act may be cited as the "Public Salary Tax Act of 1939."

¹ The following laws relative to the tax system are not included:

Public No. 1, February 10, 1939, to consolidate and codify the internal revenue laws.

Public No. 155, June 29, 1939, Revenue Act of 1939.

Public No. 18, April 3, 1939, to provide more effectively for the national defense—Sec. 14 relates to excess profits on Army and Navy contracts for aircraft.

TITLE I

SECTION 1. Section 22 (a) of the Internal Revenue Code (relating to the definition of "gross income") is amended by inserting after the words "compensation for personal service" the following: ("including personal service as an officer or employee of a State, or any political subdivision thereof, or any agency or instrumentality of any one or more of the foregoing)."

SEC. 2. Section 116 (b) of the Internal Revenue Code (exempting compensation of teachers in Alaska and Hawaii from income tax) is repealed.

SEC. 3. Section 22 (a) of the Internal Revenue Code is amended by adding at the end thereof a new sentence to read as follows: "In the case of judges of courts of the United States who took office on or before June 6, 1932, the compensation received as such shall be included in gross income."

SEC. 4. The United States hereby consents to the taxation of compensation, received after December 31, 1938, for personal service as an officer or employee of the United States, any Territory or possession or political subdivision thereof, the District of Columbia, or any agency or instrumentality of any one or more of the foregoing, by any duly constituted taxing authority having jurisdiction to tax such compensation, if such taxation does not discriminate against such officer or employee because of the source of such compensation.

TITLE II

SEC. 201. Any amount of income tax (including interest, additions to tax, and additional amounts) for any taxable year beginning prior to January 1, 1938, to the extent attributable to compensation for personal service as an officer or employee of a State, or any political subdivision thereof, or any agency or instrumentality of any one or more of the foregoing—

(a) shall not be assessed, and no proceeding in court for the collection thereof shall be begun or prosecuted (unless pursuant to an assessment made prior to January 1, 1939);

(b) if assessed after December 31, 1938, the assessment shall be abated, and any amount collected in pursuance of such assessment shall be credited or refunded in the same manner as in the case of an income tax erroneously collected; and

(c) shall, if collected on or before the date of the enactment of this act, be credited or refunded in the same manner as in the case of an income tax erroneously collected, in the following cases—

(1) Where a claim for refund of such amount was filed before January 19, 1939, and was not disallowed on or before the date of the enactment of this act;

(2) Where such claim was so filed but has been disallowed and the time for beginning suit with respect thereto has not expired on the date of the enactment of this act;

(3) Where a suit for the recovery of such amount is pending on the date of the enactment of this act; and

(4) Where a petition to the Board of Tax Appeals has been filed with respect to such amount and the Board's decision has not become final before the date of the enactment of this act.

SEC. 202. In the case of any taxable year beginning after December 31, 1937, and before January 1, 1939, compensation for personal service as an officer or employee of a State, or any political subdivision thereof, or any agency or instrumentality of any one or more of the foregoing, shall not be included in the gross income of any individual under title I of the Revenue Act of 1938 and shall be exempt from taxation under such title, if such individual either—

(a) did not include in his return for a taxable year beginning after December 31, 1936, and before January 1, 1938, any amount as compensation for personal service as an officer or employee of a State, or any political subdivision thereof, or any agency or instrumentality of any one or more of the foregoing; or

(b) did include any such amount in such return, but is entitled under section 201 of this act to have the tax attributable thereto credited or refunded.

SEC. 203. Any amount of income tax (including interest, additions to tax, and additional amounts) collected on, before, or after the date of the enactment of this act for any taxable year beginning prior to January 1, 1939, to the extent attributable to compensation for personal service as an officer or employee of a State, or any political subdivision thereof, or any agency or instrumentality of any one or more of the foregoing, shall be credited or refunded in the same manner as in the case of an income tax erroneously collected, if claim for refund with respect thereto is filed after January 18, 1939, and the Commissioner of Internal Revenue, under regulations prescribed by him with the approval of the Secretary

of the Treasury, finds that disallowance of such claim would result in the application of the doctrines in the cases of *Helvering against Therrell* (303 U. S. 218), *Helvering against Gerhardt* (304 U. S. 405), and *Graves et al. against New York ex rel O'Keefe*, decided March 27, 1939, extending the classes of officers and employees subject to Federal taxation.

SEC. 204. Neither section 201 nor section 203 shall apply in any case where the claim for refund, or the institution of the suit, or the filing of the petition with the Board, was, at the time filed or begun, barred by the statute of limitations properly applicable thereto.

SEC. 205. Compensation shall not be considered as compensation within the meaning of sections 201, 202, and 203 to the extent that it is paid directly or indirectly by the United States or any agency or instrumentality thereof.

SEC. 206. The terms used in this act shall have the same meaning as when used in Chapter I of the Internal Revenue Code.

SEC. 207. No collection of any tax (including interest, additions to tax, and penalties) imposed by any State, Territory, possession, or local taxing authority on the compensation, received before January 1, 1939, for personal service as an officer or employee of the United States or any agency or instrumentality thereof which is exempt from Federal income taxation and, if a corporate agency or instrumentality, is one (a) a majority of the stock of which is owned by or on behalf of the United States, or (b) the power to appoint or select a majority of the board of directors of which is exercisable by or on behalf of the United States, shall be made after the date of the enactment of this act.

SEC. 208. This title shall not apply with respect to any officer or employee of a State, or any political subdivision thereof, or any agency or instrumentality of any one or more of the foregoing, after the Secretary of the Treasury has determined and proclaimed that it is the policy of such State to collect from any individual any tax, interest, additions to tax, or penalties, on account of compensation received by such individual prior to January 1, 1939, for personal service as an officer or employee of the United States or any agency or instrumentality thereof. In making such determination the Secretary of the Treasury shall disregard the taxation of officers and employees of any corporate agency or instrumentality which is not exempt from Federal income taxation, or which if so exempt is one (a) a majority of the stock of which is not owned by or on behalf of the United States and (b) the power to appoint or select a majority of the board of directors of which is not exercisable by or on behalf of the United States.

SEC. 209. In the case of the judges of the Supreme Court, and of the inferior courts of the United States created under article III of the Constitution, who took office on or before June 6, 1932, the compensation received as such shall not be subject to income tax under the Revenue Act of 1938 or any prior revenue act.

SEC. 210. For the purposes of this act, the term "officer or employee" includes a member of a legislative body and a judge or officer of a court.

SEC. 211. If either title of this act, or the application thereof to any person or circumstances, is held invalid, the other title of the act shall not be affected thereby.

Approved, April 12, 1939.

Exhibit 33

Major tax rate changes made in the corporation income tax by the Revenue Act of 1939, and the rates which they superseded, with legal citations and effective dates

Tax	Revenue Act of 1939			Superseded		
	Legal citation	Effective date	Rate	Rate	Effective period	Legal citation
Corporation income tax:						
Corporations with normal-tax net income of not more than \$25,000. ¹	Sec. 201.....	Taxable years beginning after Dec. 31, 1939.	Graduated from 12½% of the normal-tax net income not in excess of \$5,000 to 16% on that part of the normal-tax net income in excess of \$20,000.	Graduated from 12½% of the special class net income ² not in excess of \$5,000 to 16% on that part of the special class net income in excess of \$20,000.	Taxable years beginning after Dec. 31, 1937, and before Jan. 1, 1940.	Internal Revenue Code, sec. 14 (c).
Corporations with normal-tax net income of more than \$25,000. ^{1, 3}	Sec. 201.....	do.....	18% of the normal-tax net income.	19% of the adjusted net income reduced by the sum of: (a) 16½% of the credit for dividends received; and (b) 2½% of the dividends paid credit, but not to exceed 2½% of the adjusted net income. ⁴	do.....	Internal Revenue Code, sec. 13 (c).
Banks.....	Sec. 202.....	do.....	Same as for other corporations.	16½% of the special class net income, ² regardless of the amount thereof.	do.....	Internal Revenue Code, sec. 14 (d) (1).
Corporations organized under the China Trade Act, 1922.	Sec. 208.....	do.....	do.....	do.....	do.....	Internal Revenue Code, sec. 14 (d) (2).
Domestic corporations deriving a large portion of their gross income from sources within a possession of the United States (sec. 251).	Sec. 207.....	do.....	do.....	do.....	do.....	Internal Revenue Code, sec. 14 (d) (3).
Insurance companies....	Secs. 203, 204, and 205.	do.....	do.....	16½% of the special class net income. ²	do.....	Internal Revenue Code, secs. 201, 204, and 207.
Mutual investment companies.	Sec. 209.....	do.....	18% of the Supplement Q net income.	16½% of the Supplement Q net income.	do.....	Internal Revenue Code, sec. 362.
Foreign corporations, resident.	Sec. 206.....	do.....	18% of the normal-tax net income, regardless of the amount thereof.	19% of the special class net income, ² regardless of the amount thereof.	do.....	Internal Revenue Code, sec. 14 (e) (1).

¹ The basis for size classification of corporations under the Revenue Act of 1939 is normal-tax net income, whereas in the Internal Revenue Code it is net income. Normal-tax net income is net income less the credits for (1) interest on certain obligations of the United States and Government corporations, and (2) dividends received.

² Special class net income as defined in the Internal Revenue Code is the same as normal-tax net income under the Revenue Act of 1939.

³ For corporations with net income slightly over \$25,000, the tax may be computed under alternative tax methods provided in section 13 (d) of the Internal Revenue Code and section 201 of the Revenue Act of 1939, respectively, provided that the tax so computed is less than the tax would otherwise be. Under the 1939 act the alternative tax is \$3,525, plus 32% of the normal-tax net income in excess of \$25,000.

⁴ In the case of corporations in bankruptcy and receivership, joint stock land banks, and rental housing corporations the tax shall be reduced by 2½% of the adjusted net income, instead of by 2½% of the dividends paid credit (secs. 13 (e), (f), and (g)).

OBLIGATIONS OF FOREIGN GOVERNMENTS

Exhibit 34

Correspondence exchanged between the Government of the United States and various foreign governments and statements concerning foreign debts owing to the United States

BELGIUM

To the Secretary of State from the Belgian Ambassador, December 14, 1938

[Translation]

EXCELLENCY:

I had the honor to receive the note of December 1, 1938, by which Your Excellency was good enough to transmit to me a statement of the payment envisaged by the Belgian-American debt agreement of August 18, 1925, and by the moratorium agreement of June 10, 1932.

I did not fail to transmit this communication to my Government which has now instructed me to inform the Government of the United States that the Royal Government keenly regrets to find that the reasons which have forced it to suspend, since December 15, 1932, the service of its debt to the United States, have lost none of their validity.

No new element having arisen which would permit Belgium to modify its attitude, my country finds it impossible to effect, on December 15, 1938, the payment in question.

I avail myself [etc.].

VAN DER STRATEN.

To the Secretary of State from the Belgian Ambassador, June 12, 1939

EXCELLENCY:

I had the honor to receive the note of May 16, 1939, by which Your Excellency was good enough to transmit to me a statement of the payment envisaged by the Belgian-American debt agreement of August 18, 1925, and by the moratorium agreement of June 10, 1932.

I did not fail to transmit this communication to my Government which has now instructed me to inform the Government of the United States that the Royal Government keenly regrets to find that the reasons which have forced it to suspend, since December 15, 1932, the service of its debt to the United States, have lost none of their validity.

No new element having arisen which would permit Belgium to modify its attitude, my country finds it impossible to effect, on June 15, 1939, the payment in question.

I avail myself [etc.].

VAN DER STRATEN.

CZECHOSLOVAKIA

To the Acting Secretary of State from the Minister of Czechoslovakia, December 15, 1938

EXCELLENCY:

I have the honor to acknowledge the receipt of Your Excellency's note of December 1, 1938, transmitting a statement of the Secretary of Treasury which indicates the amount due from the Czechoslovak Government under the provisions of the debt agreement of October 13, 1925, and the moratorium agreement of June 10, 1932.

The Czechoslovak Government appreciates the reiterated assurance of the Government of the United States that any proposals which the Czechoslovak Government may desire to present in regard to the payment of this indebtedness would receive careful consideration with a view to eventual submission to the American Congress.

I have been instructed to inform Your Excellency that my Government regrets that a resumption of discussions which would result in a mutually satisfactory settlement of this question is not warranted at this time owing to the readjustment of the entire economic structure of the State which is in process as a result of the recent heavy territorial losses.

Accept [etc.].

V. I. HURBAN.

Announcement relating to statement of indebtedness of Czechoslovakia to the United States (State Department press release, May 18, 1939)

MAY 18, 1939.

Under date of May 16 statements of amounts due and payable on indebtedness to the Government of the United States have been sent to the diplomatic representatives of 12 governments from which payments are due under debt agreements and moratorium agreements, on June 15, 1939. The following statement,¹ received from the Treasury Department, showing amounts due and payable June 15, 1933, to December 15, 1938, inclusive, and June 15, 1939, from the Czechoslovak Government, pursuant to the terms of the debt agreement of October 13, 1925, and the moratorium agreement of June 10, 1932, has not been transmitted to the debtor government, as is customary but not requisite under the terms of the agreements, in view of the current governmental conditions in Czechoslovakia. * * *

ESTONIA

To the Acting Secretary of State from the Acting Consul General of Estonia, December 6, 1938

EXCELLENCY:

Acknowledging receipt of your note of December 1, 1938, I have the honor to inform you that the Government of Estonia regret to be unable, for reasons stated in their previous notes, to effect under terms of the debt funding agreement of October 28, 1925, and the moratorium agreement of June 11, 1932, between Estonia and the United States the payment of installments falling due on December 15, 1938.

I avail myself [etc.].

KARL KUUSIK.

To the Secretary of State from the Acting Consul General of Estonia, June 2, 1939

EXCELLENCY:

Acknowledging the receipt of your note of May 16, 1939, I have the honor to inform you that the Government of Estonia regret to be unable, for reasons stated in their previous notes, to effect the payment of installments falling due on June 15, 1939, under terms of the debt funding agreement of October 28, 1925, and the moratorium agreement of June 11, 1932, between Estonia and the United States.

I avail myself [etc.].

J. KAIV.

FINLAND

Announcing the receipt of payments due from Finland (Treasury Department press releases, December 15, 1938, and June 15, 1939)

DECEMBER 15, 1938.

The Treasury received today the sum of \$232,935.50 from the Government of Finland, representing a payment of principal in the amount of \$71,000 and the semiannual payment of interest in the amount of \$142,905.00 under the funding agreement of May 1, 1923, and \$19,030.50 as the eleventh semiannual annuity due under the moratorium agreement of May 23, 1932. This payment represents the entire amount due from the Government of Finland.

JUNE 15, 1939.

The Treasury received today the sum of \$160,693.00 from the Government of Finland, representing the semiannual payment of interest in the amount of \$141,662.50 under the funding agreement of May 1, 1923, and \$19,030.50 as the twelfth semiannual annuity due under the moratorium agreement of May 23, 1932. This payment represents the entire amount due from the Government of Finland.

¹ Statement omitted.

FRANCE

To the Acting Secretary of State from the French Ambassador, December 15, 1938

[Translation]

EXCELLENCY:

I have the honor to acknowledge the receipt of Your Excellency's note, dated December 1, 1938, transmitting a statement of the amounts due by France to the United States on December 15 next, under the terms of the agreements signed by the French Government.

In presenting this statement, you took occasion to reiterate that the Government of the United States is fully disposed to discuss, through diplomatic channels, any proposals which the French Government may desire to put forward in regard to the settlement of this indebtedness and to give them careful consideration with a view to their eventual submission to the American Congress.

The French Government thanks the Government of the United States for having been so kind as to renew these assurances and desires on its part to emphasize again its sincere desire to seek the basis for a settlement of this debt acceptable to both countries.

As soon as a satisfactory development of the situation will permit, the French Government will not fail to seize the opportunity, which it hopes will be soon, to enter into conversations for the negotiation of an agreement to the conclusion of which, like the Government of the United States, it attaches great importance.

Please accept [etc.].

R. DE SAINT-QUENTIN.

To the Secretary of State from the French Ambassador, June 13, 1939

EXCELLENCY:

I have the honor to acknowledge the receipt of Your Excellency's note, dated May 16, 1939, transmitting a statement of the amounts due by France to the United States on June 15 next, under the terms of the agreements signed by the French Government.

In presenting this statement, you took occasion to reiterate that the Government of the United States is fully disposed to discuss, through diplomatic channels, any proposals which the French Government may desire to put forward in regard to the settlement of this indebtedness and to give them careful consideration with a view to their eventual submission to the American Congress.

The French Government thanks the Government of the United States for having been so kind as to renew these assurances and desires on its part to emphasize again its sincere desire to seek the basis for a settlement of this debt acceptable to both countries.

As soon as a satisfactory development of the situation will permit, the French Government will not fail to seize the opportunity, which it hopes will be soon, to enter into conversations for the negotiation of an agreement to the conclusion of which, like the Government of the United States, it attaches great importance.

Please accept [etc.].

R. DE SAINT-QUENTIN.

GREAT BRITAIN

To the Acting Secretary of State from the British Chargé d'Affaires ad interim, December 13, 1938

SIR:

In accordance with instructions from His Majesty's Principal Secretary of State for Foreign Affairs, I have the honour to acknowledge the receipt of your note of the 1st December enclosing a statement of the amounts due from His Majesty's Government in the United Kingdom under the provisions of the debt agreement of the 19th June, 1923, and the moratorium agreement of the 4th June, 1932.

I am directed to express the appreciation of His Majesty's Government of the assurance that the Government of the United States is fully disposed to discuss any proposals which His Majesty's Government may desire to put forward in regard to the payment of this indebtedness; and in return I am to assure you that His Majesty's Government will be willing to reopen discussions on the subject whenever circumstances are such as to warrant the hope that a satisfactory result might be reached.

I have the honour [etc.].

V. A. L. MALLET.

To the Secretary of State from the British Ambassador, May 22, 1939

SIR:

In accordance with instructions from His Majesty's Principal Secretary of State for Foreign Affairs, I have the honour to acknowledge the receipt of your note of the 16th May enclosing a statement of the amounts due from His Majesty's Government in the United Kingdom under the provisions of the debt agreement of the 19th June, 1923, and the moratorium agreement of the 4th June, 1932.

I am directed to express the appreciation of His Majesty's Government of the assurance that the Government of the United States is fully disposed to discuss any proposals which His Majesty's Government may desire to put forward in regard to the payment of this indebtedness; and in return I am to assure you that His Majesty's Government will be willing to reopen discussions on the subject whenever circumstances are such as to warrant the hope that a satisfactory result might be reached.

I have the honour [etc.].

R. C. LINDSAY.

GREECE

Announcing the receipt of interest payment due from Greece (Treasury Department press release, September 26, 1938)

The Secretary of the Treasury today announced that His Excellency, Mr. D. Sicilianos, Minister of Greece, transmitted to him through the Department of State on September 20, 1938, a check drawn by the Federal Reserve Bank of New York at the direction of the Bank of Greece for account of the Greek Ministry of Finance, to the order of the Secretary of the Treasury in the amount of \$87,168, representing payment by the Greek Government to the Government of the United States of 40 percent of the semiannual interest amounting to \$217,920 due on May 10, 1938, on the 4 percent loan of 1929 made to the Greek Government by the United States under the agreement of May 10, 1929.

This amount has been received by the Treasury in the same manner as the previous payments made by the Greek Government to the United States on account of the amounts due during the period since 1932 were received by the United States, namely, without prejudice to the contractual rights of the United States which are set forth in Part II of the debt agreement of May 10, 1929, and in accordance with the position of the United States as stated in the note addressed by the Secretary of State to the Greek Minister at Washington on February 8, 1936.

HUNGARY

To the Secretary of State from the Hungarian Minister, December 14, 1938

SIR:

By order of my Government, I beg to inform you that the amount of \$9,828.16 has been deposited today in the Federal Reserve Bank of New York on account of Hungary's indebtedness to the American Government.

It is the earnest hope of my Government that the Congress of the United States will give favorable consideration at an early date to the offer of my Government submitted in the Aide Memoire of February 7th, 1938.

Accept [etc.].

JOHN PELÉNYI.

To the Secretary of State from the Hungarian Minister, June 12, 1939

SIR:

By order of my Government, I beg to inform you that the amount of \$9,828.16 has been deposited today in the Federal Reserve Bank of New York on account of Hungary's indebtedness to the American Government.

It is the earnest hope of my Government that the Congress of the United States will give favorable consideration to the offer of my Government submitted in the Aide Memoire of February 7th, 1938, seeking to regularize its debt payments by a new agreement on a permanent basis, which would pay off completely the original debt, without interest, in equal installments in the lifetime of the present generation, that is approximately in thirty years.

Accept [etc.].

JOHN PELÉNYI.

Announcements concerning the receipt of payments from Hungary (State Department press releases, December 15, 1938, and June 13, 1939)

DECEMBER 15, 1938.

Referring to the announcement of the receipt of the Hungarian debt note, the Acting Secretary of State today said at his press conference:

"It is gratifying to learn that the Hungarian Government is again making partial payment on its relief debt as it has done since last December. The President, on March 28, 1938, recommended to the consideration of the Congress proposals of the Hungarian Government for a new debt arrangement and expressed the belief that they represented a noteworthy wish and effort of the Hungarian Government to meet its obligations to this Government."

JUNE 13, 1939.

Referring to the announcement of the receipt of the Hungarian debt note, the Secretary of State today said at his press conference:

"It is gratifying to learn that the Hungarian Government is again making partial payment on its relief debt as it has done since December 1937. The Hungarian Legation's note also expresses the hope of the Hungarian Government that the Congress will give favorable consideration to its offer, made in February 1938, seeking a new debt agreement on a permanent basis providing for payment of the original debt, without interest, in equal installments covering approximately thirty years. The proposals to which the Hungarian note refers were recommended to the consideration of the Congress by the President on March 28, 1938, with an expression of the belief that they represented a noteworthy wish and effort of the Hungarian Government to meet its obligations to this Government."

ITALY

To the Acting Secretary of State from the Italian Chargé d'Affaires ad interim, December 13, 1938

HONORABLE SIR:

I have the honor to acknowledge the receipt of your note of December 1, 1938, whereby you have sent me a statement showing the amounts due and payable from the Italian Government up to December 15, 1938, under the provision of the debt agreement of November 14, 1925, and the moratorium agreement of June 3, 1932.

My Government has taken note with appreciation of the renewed assurance that the United States Government is fully disposed to discuss, through diplomatic channels, any proposals which the Italian Government may desire to put forward in regard to the payment of its indebtedness and that such proposals would receive careful consideration with a view to eventual submission to the American Congress.

While thanking you for the above communication, my Government regrets to be still unable, at the present moment, to submit any proposals and wishes to refer to the considerations previously brought to the attention of the Federal Government.

Accept [etc.].

G. COSMELLI.

To the Secretary of State from the Italian Ambassador, June 13, 1939

HONORABLE SIR:

I have the honor to acknowledge the receipt of your note of May 16, 1939, whereby you have sent me a statement of the amounts due from the Italian Government up to June 15, 1939, under the provision of the debt agreement of November 14, 1925, and the moratorium agreement of June 3, 1932.

My Government has taken note with appreciation of the renewed assurance that the United States Government is fully disposed to discuss, through diplomatic channels, any proposals which the Italian Government may desire to put forward in regard to the payment of its indebtedness and that such proposals would receive careful consideration with a view to eventual submission to the American Congress.

While thanking you for the above communication, my Government regrets to be still unable, at the present moment, to submit any proposals and wishes to refer to the considerations previously brought to the attention of the Federal Government.

Accept [etc.].

A. COLONNA.

LATVIA

To the Acting Secretary of State from the Latvian Minister, December 13, 1938

SIR:

In reply to your note of December 1st and referring to my note No. 410.63/638 of June 14th, I have the honor to inform you that in the interval which has elapsed since the despatch of the note referred to above no changes have been observed in the general position and in the circumstances of a nature that could have altered the attitude of the Latvian Government in regard to the settlement of the Latvian indebtedness to the United States.

In view of the above and maintaining their present view and attitude in regard to the subject as expressed in the relevant correspondence, I have the honor to inform you that to their regret the Latvian Government find it impossible to effect the payment of the installment of their debt to the United States which becomes due on December 15th.

Accept [etc.].

ALFRED BILMANIS.

To the Secretary of State from the Latvian Minister, June 13, 1939

SIR:

In reply to your note of May 16th and referring to my note F. 410.63/1088 of December 13, 1938, I have the honor to inform you that in the interval which has elapsed since the despatch of the note referred to above no changes have been observed in the general position and in the circumstances of a nature that could have altered the attitude of the Latvian Government in regard to the settlement of the Latvian indebtedness to the United States.

In view of the above and maintaining their present view and attitude in regard to the subject as expressed in the relevant correspondence, I have the honor to inform you that to their regret the Latvian Government find it impossible to effect the payment of the installment of their debt to the United States which becomes due on June 15th.

Accept [etc.].

ALFRED BILMANIS.

LITHUANIA

To the Acting Secretary of State from the Lithuanian Minister, December 14, 1938

SIR:

I have the honor to acknowledge the receipt of your note of December 1, 1938, transmitting a statement showing the amounts due and payable June 15, 1933, to June 15, 1938, inclusive, and December 15, 1938, from my Government pursuant to the terms of the debt agreement of September 22, 1924, and the moratorium agreement of June 9, 1932.

In accordance with my Government's instructions, I have the honor to inform you that the Lithuanian Government, acknowledging its indebtedness to the United States of America, regrets exceedingly its continued inability to effect the payments due to the United States Government on December 15, 1938.

My Government has taken note of your reiteration that the United States Government is fully disposed to discuss, through diplomatic channels, any proposals which the Lithuanian Government may desire to put forward in regard to the payment of this indebtedness, and that such proposals would receive careful consideration with a view to eventual submission to the American Congress. The Lithuanian Government will avail itself of this opportunity when it will be found that discussions in this matter will be likely to produce mutually agreeable results.

Accept [etc.].

P. ZADEIKIS.

To the Secretary of State from the Lithuanian Minister, June 7, 1939

SIR:

I have the honor to acknowledge the receipt of your note of May 16, 1939, transmitting a statement showing the amounts due and payable on June 15, 1933, to December 15, 1938, inclusive, and June 15, 1939, from my Government

pursuant to the terms of the debt agreement of September 22, 1924, and the moratorium agreement of June 9, 1932.

In accordance with my Government's instructions, I have the honor to inform you that the Lithuanian Government, acknowledging its indebtedness to the United States of America, regrets exceedingly its continued inability to effect the payments due to the United States Government on June 15, 1939. The adverse conditions responsible for this inability recently have been aggravated considerably because of the loss of the Klaipėda Territory where Lithuania's only seaport was situated and where many of her industrial establishments were concentrated.

My Government has taken note of your reiteration that the United States Government is fully disposed to discuss, through diplomatic channels, any proposals which my Government may desire to put forward in regard to the payment of this indebtedness, and that such proposals would receive careful consideration with a view to eventual submission to the American Congress. The Lithuanian Government will avail itself of this opportunity when it will be found that discussions in this matter will be likely to produce mutually agreeable results.

Accept [etc.].

P. ZADEIKIS.

POLAND

To the Acting Secretary of State from the Polish Ambassador, December 13, 1938

SIR:

Acting upon instructions of my Government, and in answer to your note of December 1, 1938, I beg to thank you for the assurance that the United States Government is fully disposed to discuss, through diplomatic channels, any proposal which my Government desire to put forward in regard to payments resulting from the terms of the debt agreement of November 14, 1924, and the moratorium agreement of June 10, 1932.

In connection with the above I have the honor to inform you that, for reasons analogous to those contained in the note of December 8, 1932, and confirmed by later declarations, the Polish Government are obliged to request similarly a deferment of payment of the installment payable on December 15, 1938, the Polish Government, to their great regret, still not being in a position to resume the service of the debt towards the United States.

Accept [etc.].

JERZY POTOCKI.

To the Secretary of State from the Polish Ambassador, June 14, 1939

SIR:

Acting upon instructions of my Government, and in answer to your note of May 16, 1939, No. 800.51 W 89 Poland, I beg to thank you for the assurance that the United States Government is fully disposed to discuss, through diplomatic channels, any proposal which my Government desire to put forward in regard to payments resulting from the terms of the debt agreement of November 14, 1924, and the moratorium agreement of June 10, 1932.

In connection with the above I have the honor to inform you that, for reasons analogous to those contained in the note of December 8, 1932, and confirmed by later declarations, the Polish Government are obliged to request similarly a deferment of payment of the installment payable on June 15, 1939, the Polish Government, to their great regret, still not being in a position to resume the service of the debt towards the United States.

Accept [etc.].

JERZY POTOCKI.

RUMANIA

To the Acting Secretary of State from the Rumanian Minister, December 14, 1938

SIR:

I have the honor to acknowledge receipt of your note of December 1, 1938, enclosing the statement showing the amount due from the Rumanian Govern-

ment up to December 15, 1938, pursuant to the terms of the debt agreement of December 4, 1925, and the moratorium agreement of June 11, 1932.

In reply, I beg to refer to my note of June 11, 1938, and wish to state that the causes, which forced my Government to suspend payment under the above-mentioned agreements, still obtain.

Please accept [etc.].

RADU IRIMESCU.

Text of note from the Rumanian Minister at Washington to the Secretary of State, relative to the indebtedness of Rumania to the United States (State Department press release, May 4, 1939)

MAY 3, 1939.

SIR:

I have the honor to inform you that I have been instructed by my Government to transmit to you an English translation of a note which the Rumanian Ministry of Finance has communicated to the American Minister in Bucharest:

"The Rumanian Government, being desirous to regularize the situation of its external debt by mutual agreement with its creditors, taking at the same time into account the prospects of Rumanian foreign trade and certain arrangements in connection therewith to be made with the United States Government, is disposed to formulate proposals with regard to the future mode of payment of its indebtedness to the United States.

"With regard to the Rumanian debt to the United States resulting from the World War, the Rumanian Government has decided to propose a mode of payment giving due consideration to the general economic situation and the possibilities of payment and transfer which exist at present, or those to be arranged between the United States and Rumania.

"Insofar as Rumanian bonds held by American bondholders are concerned, it should be pointed out that at the time when the Rumanian Government concluded agreements with various European bondholders' associations, there was no similar organization authorized to represent the interests of American bondholders. Since the Rumanian Government understands that such an organization exists at present, it has decided to propose an arrangement establishing regular permanent servicing of its bonds held by United States nationals, taking into account Rumania's capacity of payment and transfer.

"To this effect, the Rumanian Government has instructed the Rumanian Minister at Washington to communicate with the United States Treasury and the Foreign Bondholders Protective Council, Incorporated."

I have, therefore, been designated by my Government to commence immediate negotiations with the United States Government for the purpose of reaching a new agreement in respect to the debt owed by the Rumanian Government to the Government of the United States.

This action on the part of my Government is prompted by its desire to fulfill its obligations and constitutes part of its financial rehabilitation plan in course of execution.

For obvious reasons beyond my Government's control, which I am prepared to submit in detail, my Government finds it impossible to carry out the terms of the debt settlement agreement reached in December 1925.

As a consequence of this *de facto* situation, its debt toward the United States Government continues to increase from year to year.

It is evidently imperative to eliminate the present existing situation and the paramount question in the view of my Government is the negotiation of a new debt settlement agreement, mutually agreed upon, to replace the agreement signed in December 1925.

I have the honor, therefore, to ask you to be so good as to make the necessary arrangements for me to appear before the appropriate authority qualified to either accept or reject the proposals I shall submit, or formulate counter-proposals.

Accept [etc.].

R. IRIMESCU.

Text of note from the Acting Secretary of State to the Minister of Rumania (State Department press release, June 13, 1939)

JUNE 9, 1939.

SIR:

I have the honor to inform you that your note of May 3 stating that you have been designated by your Government to commence immediate negotiations with the Government of the United States for the purpose of reaching a new agreement

in respect to the debt owed by the Rumanian Government to the Government of the United States has received the consideration of the appropriate Executive authorities of this Government.

You ask that arrangements be made for you to appear before the appropriate authority qualified either to accept or to reject the proposals you will submit or to formulate counter-proposals.

The Executive branch of this Government has no authority, without the approval of the Congress, to amend or replace the debt agreement with your Government signed in December, 1925, or to establish a new debt settlement by acceptance of proposals of your Government. However, the Secretary of the Treasury will be glad to discuss the matter with you and ascertain what your Government has in contemplation in order that appropriate consideration may be given to determining whether the President should at this time submit to the Congress such proposal as your Government may wish to put forward.

To avoid any possible misunderstanding, I should at the present opportunity refer to the fact that the Rumanian Minister of Finance in his communication to the American Minister at Bucharest, which you quote, referred to the desire of the Rumanian Government "to regularize the situation of its external debt by mutual agreement with its creditors, taking at the same time into account the prospects of Rumanian foreign trade and certain arrangements in connection therewith to be made with the United States Government." As you know, section 3 of the Trade Agreements Act of June 12, 1934, as renewed March 1, 1937, provides that "Nothing in this act shall be construed to give any authority to cancel or reduce, in any manner, any of the indebtedness of any foreign country to the United States." You will appreciate that while this Government is always glad to consider and discuss any question relating to trade between the two countries, the evident intent of the Congress that governmental debts are not to be made the subject of trade agreement negotiations makes it impossible to undertake trade negotiations in connection with the debt discussions which your Government is about to initiate.

Accept [etc.].

SUMNER WELLES.

To the Secretary of State from the Rumanian Minister, June 10, 1939

SIR:

I have the honor to acknowledge receipt of your note of May 16, 1939, with attached statement, showing the amount due from the Rumanian Government up to and including June 15, 1939, pursuant to the terms of the debt agreement of December 4, 1925, and the moratorium agreement of June 11, 1932.

I have further the honor to acknowledge receipt of your note of June 9, 1939, in answer to the note I presented to you, on behalf of my Government, on May 3, 1939. In view of its contents, I find myself obliged to transmit same to my Government for its consideration.

Accept [etc.].

R. IRIMESCU.

YUGOSLAVIA

To the Acting Secretary of State from the Minister of Yugoslavia, December 12, 1938

MR. SECRETARY:

I have the honor to acknowledge the receipt of your letter of December 1, 1938, with which you were good enough to send me a statement showing the amount due and payable on June 15, 1932, to June 15, 1938, inclusive, and December 15, 1938, by the Yugoslav Government, pursuant to the terms of its debt agreement of May 3, 1926.

The Royal Government, while appreciating the willingness of the United States Government to discuss, through diplomatic channels, any proposal in regard to payment of this indebtedness, are, to their sincere regret, still unable to resume the payment under the said agreement or to bring forward, at the present moment, any new proposal to this effect.

Accept [etc.].

CONSTANTIN FOTITCH.

To the Secretary of State from the Minister of Yugoslavia, June 7, 1939

MR. SECRETARY:

I have the honor to acknowledge the receipt of your letter of May 16, 1939, with which you were good enough to send me a statement showing the amounts due and payable on June 15, 1932, to December 15, 1938, inclusive, and June 15, 1939, by the Yugoslav Government, pursuant to the terms of its debt agreement of May 3, 1926.

The Royal Government, while appreciating the willingness of the United States Government to discuss, through diplomatic channels, any proposal in regard to payment of this indebtedness, are, to their sincere regret, still unable to resume the payment under the said agreement or to bring forward, at the present moment, any new proposal to this effect.

Accept [etc.].

CONSTANTIN FOTITCH.

Exhibit 35

Text of notes exchanged between the American Embassy at Berlin and the German Foreign Office, relative to the indebtedness of Austria to the United States (State Department press release, November 26, 1938)

The following is the text of a note delivered by the American Ambassador at Berlin to the German Foreign Office on October 19, 1938:

"Under instructions from my Government I have the honor to communicate to Your Excellency the following:

"The failure of the German Government to reply to my notes of April 6 and June 9 regarding the cessation of service upon Austrian dollar bonds still comes persistently to the front in the United States as a disregard of just rights of the bondholders and an inequitable consideration of an American interest. During the six months that have elapsed my Government has entertained the hope that the German Government would be considerate of the welfare of the numerous American citizens directly affected and resume service on these debts. This hope has been increased by the fact that the German Government is currently making payments on the service of similar Austrian obligations in the hands of British, French, and other nationalities. Its disappointment at the continued neglect of the German Government is therefore all the greater.

"My Government takes this occasion to call attention to the fact that it permits payments of every variety to be made from its territories to residents of Germany without hindrance or impediment, including payments on obligations held by German citizens. It also believes itself to be correct in stating its knowledge that various German dollar bonds selling in the American market at extremely low prices because of lack of payment continue to be repatriated by Germany, exchange being made available for that purpose. The German Government must recognize that a continuation of this situation is certain to intensify a feeling of injustice and discrimination.

"My Government hopes that the German Government will not further delay informing American investors of its intentions in regard to these issues."

The following is a translation of the note dated November 17, 1938, received by the American Embassy in Berlin from the German Foreign Office in reply to the note and reminder communications of the Embassy:

"In reply to your communication No. 216 of 1938 relative to service on the Austrian dollar loans, I have the honor to inform Your Excellency as follows:

"Replying to your note No. 37 of April 6, 1938, I had promised you in my letter of April 23, 1938—WIIISE2787—that I would revert to the matter as soon as the discussions with the internal authorities were brought to a close. In the meantime, the Embassy has been informed several times orally of the German opinion respecting the Austrian Government debts. When the Aide Memoire May 16, 1938, was submitted Ministerial Direktor Wiehl informed Secretary of Embassy Heath of the declaration which the German Government gave the English Government on May 12, 1938. In accordance with this declaration the German Government, after a careful study of the pertinent procedures and principles based on international law, was not of the opinion that it was under any legal obligation to assume the foreign debts of the former Austrian Federal Government; for that reason it was not in a position to give the desired assurances that interest and amortization installments on these debts would continue to be paid; however, it

repeated its willingness to include the problem of the Austrian foreign debts in the coming negotiations with the Royal British Government.

"In a conversation on July 15, 1938, which dealt with the contents of your note of June 9, 1938—No. 103—you were told, Mr. Ambassador, by State Secretary Freiherr von Weizsaecker that the German Government, supported by historical procedures, took a generally negative stand with regard to the debts of the Austrian Government, since they were brought about in order to support the incompetent Austrian state artificially created by the Paris treaties.

"Later on the question was again the subject of conversations between you, Mr. Ambassador, and Reich Minister of Economics Funk and State Secretary Brinkmann, and again between Mr. Wiehl and Mr. Heath on August 5, 1938. During this conversation Mr. Heath was informed that the German Government would await the outcome of the negotiations with the main creditor countries before replying to your notes. At that time the negotiations with England and France had been concluded, while those with Holland and Switzerland were expected. In the meantime, a conclusion has been arrived at with Holland also; the negotiations with Switzerland are, however, still pending.

"In view of these several oral statements, I must decidedly protest against the fact that in your communication of October 19, the circumstance that your two previous notes had not yet received any written reply should be termed a disregard of the just rights of the American bondholders, an inequitable consideration of an American interest and a continued neglect. On the contrary, the German Government has been seeking a way which would make it possible for it, in spite of its fundamental rejection of any legal obligation, to give consideration to the American creditors of certain Austrian Government debts in a similar manner as that meanwhile arranged for various other creditors. It has not been possible, however, to find such a way as yet, for the following reasons:

"Your communication of October 19 refers to the payments which the creditors of certain Austrian Government loans in England, France, and several other countries receive on the basis of agreements concluded meanwhile with these countries. These agreements, however, were only possible because of the fact that trade with all these countries results in a considerable export surplus for Germany from which foreign exchange for these payments can be drawn and because special provisions could be agreed upon which guaranteed that the trade surplus would always permit the withdrawal of such foreign exchange. On account of the extremely passive condition of German trade with the United States, which already requires an outlay of considerable amounts of foreign exchange to pay for German imports from the United States, a similar treaty adjustment for payments to American creditors can naturally not be made.

"The German Government has made investigations as to whether it might not be possible to make some other adjustment in favor of the American creditors. So far the investigations have not led to any solution; but they are being continued. The German Government would welcome it if the American Government would also undertake similar investigations, and in such a case it would be prepared to enter into negotiations with the American Government also regarding a solution acceptable to both parties.

"Accept [etc.].

"WOERMANN."

The following is the text of a note delivered by the American Embassy at Berlin to the German Foreign Office on November 25, 1938:

"I have the honor to inform Your Excellency that I am instructed by my Government to make the following reply to the Foreign Office note of November 17 which was itself a reply to the American Ambassador's note of April 6 notifying the German Government that the Government of the United States will look to it for the discharge of the relief indebtedness of the Government of Austria to the Government of the United States, and setting forth the expectation of the Government of the United States that dollar bonds of the Austrian Government and other Austrian debtors in American hands would be fully recognized and their service continued by the German authorities.

"In the Ambassador's note of June 9, my Government took cognizance of the reported position of the German Government that it is not under a legal obligation to take over the external debts of the Austrian Federal Government, and stated its dissent from the position of the German Government as to legal responsibilities of the latter in the premises. My Government hereby for all legal effects and having particular regard to its status as creditor in respect of the relief indebtedness of the Government of Austria, reaffirms its position as to the responsibility of the German Government for the payment of the indebtedness of the

Government of Austria, and its intention to look to the German Government for payment thereof. This inter-governmental indebtedness, incurred to obtain food for the Austrian people at a time of distress and lack of means or ordinary credit for the most necessary payments, and specifically secured on assets and revenues of Austria, has not disappeared or been annulled by the fact of the taking over of these assets and revenues by the German Government.

"With respect to other funded indebtedness of the Austrian Government, note is taken of the statement in the communication under acknowledgment that the German Government has concluded negotiations with Great Britain, France, and the Netherlands, under which the creditors of certain Austrian Government loans receive payments, and that the German Government has been seeking a way which would make it possible for it, in spite of its fundamental rejection of any legal obligation, to give consideration to the American creditors in a similar manner but that in view of the dissimilarity of the German balance of trade with the United States and with the other countries named, a similar adjustment for payments to American creditors can naturally not be made. The United States Government has also observed the offer of the German Minister of Finance published in the *Deutscher Reichsanzeiger und Preussischer Staatsanzeiger*, No. 249, October 25, 1938, which refers to an extensive list of bonds of the Austrian Government and after stating that the capital and interest service of these bonds is suspended after October 2, 1938, offers to indemnify holders by exchanging 4½ percent bonds of the German Government, payable in Reichsmarks, for the Austrian Government bonds, at specified rates, e. g., 262 Reichsmarks par value of the German Government issue for each \$100 par value of bonds of the American tranche of the Austrian Government loan of 1930. Insofar as concerns bonds of this issue, which is the only issue now outstanding floated (in part) in the United States and payable in dollars, it appears that this offer of indemnification is open to holders irrespective of their nationality or residence provided that they deliver the Austrian Government bonds to a German credit institution before January 31, 1939, under cover of a form letter obtainable from the credit institution.

"It appears, therefore, that with respect to bonds of the Austrian Government which are held by citizens or residents of the United States, the German Government while disclaiming legal responsibility is prepared to make *de facto* provision for payment as a charge on the German Government, and that it has caused the suspension of capital and interest payments by the agencies charged therewith prior to October 2, 1938. This confirmation of the position that holders of the bonds of the Austrian Federal Government must look to the German Government for the discharge of these obligations might reduce the question of legal responsibility to an academic question were adequate provision, acceptable to the bondholders, made for the payment of the obligations. Unfortunately, under the foreign exchange laws and practices of the Reich, the Reichsmark securities of the German Government tendered by the offer of October 24, 1938, as the terms of the offer are interpreted by my Government from the published text, could be accepted by residents of the United States only at the cost of a prohibitive sacrifice of the market value and income yield of securities they hold, while the German Government states in its note under acknowledgment that it has not been able to find an adjustment providing for payments in the United States comparable to the provisions made for other foreign holders of Austrian bonds.

"The Foreign Office note does not specifically mention the treatment of dollar bonds of Austrian political subdivisions and corporations. It is presumed that under the German laws extended to Austrian territory the respective debtors continue to pay the Reichsmark equivalent of contractual interest and amortization payments into the Konversionskasse, but it is not known whether any provision whatever has been made with respect to the rights of individual American holders of the obligations, and my Government has been unable to answer inquiries of this sort. Holders of these securities, as well as holders of the Austrian Government loan of 1930, had been receiving full interest service in dollars up to the time of the absorption of Austria into the German Reich.

"My Government notes the statement in the note of November 17, that the German Government is continuing its investigations as to whether it might not be possible to make in favor of the American creditors some adjustment of a different type from those made with other countries. It sincerely hopes that these studies may produce in the near future a positive result so that the American holders of Austrian securities will not long remain the only important group of holders of Austrian bonds for which no provision for payment has been made.

"In connection with this matter I am instructed to suggest that the German authorities charged with the study of the foreign indebtedness of Germany must

by this time be well informed as to the amounts of Austrian dollar obligations now owned by holders in German territory. The estimates available to the United States Government indicate that the subtraction of such amounts and of the amounts held in other countries with which Germany has payments agreements would show that the transfer of bond service to American holders would not be a large or difficult problem. It would cost little for the German Government to provide payments for the bonds of the Austrian Government actually outstanding in American hands such as it already provides for its own dollar bonds in the United States.

"My Government has frequently stated its position with reference to the negotiation of adjustments of defaulted foreign bonds. It is not its practice in such situations to conduct adjustment negotiations with foreign debtors for American bondholders or other private creditors. It uses its good offices when it appropriately can to promote and facilitate such negotiations between the creditors and the debtors. It most seriously protests and objects to acts or policies of foreign governments which discriminate against American creditors and give other foreign creditors more favorable treatment than Americans.

"My Government has received numerous complaints from its citizens who have suffered through the sudden interruption of service of Austrian bonds, and the ensuing uncertainty and absence of any recourse either for information or payment. It hopes that the matter has now so far developed that the German Government will feel that it need no longer postpone effective attention to their legal and equitable claims."

ORGANIZATION AND PROCEDURE

Exhibit 36

Orders relating to organization and procedure in the Treasury Department

TREASURY DEPARTMENT ORDER NO. 19, DECEMBER 13, 1938, RESTRICTING THE PARTICIPATION OF TREASURY OFFICERS AND EMPLOYEES IN ANY PROPERTY SALE HELD BY AUTHORITY OF THE UNITED STATES

Except as otherwise provided herein, no officer or employee of the Treasury Department, either personally or through an agent, shall purchase or bid at any sale held by authority of the United States for any land, vessel, merchandise, goods, chattels, evidence of debt, or other property, real or personal, or right of any kind which is offered because it is unclaimed, abandoned, or surplus property, or pursuant to process of distraint, condemnation, seizure, forfeiture, or for any other reason, if such sale is under the special or general direction, or incident to the functions, of the bureau, division, office, agency, or other branch or force to which he belongs. Neither shall he attend such sale, or repurchase from a successful bidder thereat, including the United States or representative thereof. Any officer or employee violating this order, directly or indirectly, shall be dismissed immediately from the service.

This order shall also apply to sales held by authority of the United States or of any corporation all the stock of which is beneficially owned by the United States, of any property, real, personal, or mixed, of the United States or of any such corporation.

This order shall not be applicable to any act of any officer or employee in the legitimate performance of his official duties.

Any other order, decision, or instruction, previously issuing from this Department or branch thereof, relating to the same subject matter, shall be considered ineffective only to the extent inconsistent herewith.

H. MORGENTHAU, Jr.,
Secretary of the Treasury.

TREASURY DEPARTMENT ORDER NO. 20, DECEMBER 13, 1938, DIRECTING THE BUREAU OF THE COMPTROLLER OF THE CURRENCY TO REPORT TO THE UNDER SECRETARY OF THE TREASURY

Effective from and after this date, the Bureau of the Comptroller of the Currency will report to the Under Secretary of the Treasury. Department Circular No. 244 of February 1, 1937, is modified accordingly.

H. MORGENTHAU, Jr.,
Secretary of the Treasury.

TREASURY DEPARTMENT ORDER NO. 21, MAY 11, 1939, ASSIGNING TO AN ASSISTANT TO THE SECRETARY THE RESPONSIBILITY OF THE WORK OF THE FINANCES AND OF CERTAIN OFFICES OF THE TREASURY DEPARTMENT

Effective from and after this date, the following assignments to Mr. Daniel W. Bell, Assistant to the Secretary, are hereby ordered:

1. The Finances.
2. Commissioner of Accounts and Deposits:
 - (a) Division of Bookkeeping and Warrants.
 - (b) Division of Disbursement.
 - (c) Division of Deposits.
 - (d) Section of Surety Bonds.
3. Commissioner of the Public Debt:
 - (a) Division of Loans and Currency.
 - (b) Office of the Register of the Treasury.
 - (c) Division of Public Debt Accounts and Audit.
 - (d) Division of Paper Custody.
4. Office of the Treasurer of the United States.
5. Division of Savings Bonds.

Mr. Bell will maintain contacts with departments, boards, corporations, and other branches of the Government with respect to their financial operations and the coordination of such operations with those of the Treasury. He will represent the Secretary in such contacts in a liaison capacity, keeping the Secretary fully informed in such matters at all times.

Department Circular No. 244 of February 1, 1937, is modified accordingly.

H. MORGENTHAU, Jr.,
Secretary of the Treasury.

TREASURY DEPARTMENT ORDER NO. 22, JUNE 30, 1939, DIRECTING THAT ALL ACTIONS RELATING TO PERSONNEL IN THE TREASURY DEPARTMENT BE SUBMITTED TO THE ADMINISTRATIVE ASSISTANT TO THE SECRETARY FOR FINAL APPROVAL

Section 404 of Reorganization Plan No. II, ratified legislatively by Public Resolution No. 20, 76th Congress, provides, effective July 1, 1939, that:

"Except as prohibited by section 3 (b) of the Reorganization Act of 1939, all functions relating to the appointment, fixing of compensation, transfer, promotion, demotion, suspension, or dismissal of persons to or from offices and positions in any department vested by law in any officer of such department other than the head thereof are hereby transferred to the head of such department and shall be administered under his direction and supervision by such division, bureau, office, or persons as he shall determine."

Pursuant to the above-quoted authority it is hereby ordered that on and after July 1, 1939, all personnel actions relating to the appointment, fixing of compensation, transfer, promotion, demotion, suspension, or dismissal of persons to or from any office or position in the Treasury Department shall be submitted to the Administrative Assistant to the Secretary for final approval.

These regulations shall apply to every bureau, division, and office of the Treasury Department, and to the entire departmental and field services thereof.

At the earliest possible date there should be submitted to this office for consideration such revisions of regulations, practices, and procedures as the heads of bureaus and divisions shall consider appropriate or necessary to carry out the provisions of this order within their respective organizations.

H. MORGENTHAU, Jr.,
Secretary of the Treasury.

TREASURY DEPARTMENT ORDER NO 22-A, JULY 5, 1939, AMENDING TREASURY DEPARTMENT ORDER NO. 22

Until further order, Treasury Department Order No. 22, issued June 30, 1939, is hereby amended to authorize the Comptroller of the Currency to appoint, fix the compensation of, dismiss, or terminate the appointment of receivers of insolvent national banks.

H. MORGENTHAU, Jr.,
Secretary of the Treasury.

ORDER OF THE SECRETARY OF THE TREASURY, JUNE 30, 1939, RELATING TO ACQUISITION OF SITES AND CONSTRUCTION OF BUILDINGS FOR TREASURY DEPARTMENT ACTIVITIES

The order of the Secretary of the Treasury dated December 15, 1934, directing that the Procurement Division undertake the acquisition of sites and the construction of buildings for all Treasury Department activities, including all barracks and hangars for the Coast Guard and inspection stations for Customs, is hereby revoked, effective at 11:59 p. m., June 30, 1939.

All functions of acquisition of sites or construction of buildings remaining in the Treasury Department after the taking effect of Reorganization Plan No. 1 under the Reorganization Act of 1939, shall be performed by the officers and employees of the Department through the particular office, bureau, or division concerned. Nothing contained herein shall be construed to prevent the application of the act of June 15, 1938, 52 Stat. 683 (U. S. C., Supp. IV, title 40, sec. 265).

HERBERT E. GASTON,
Acting Secretary of the Treasury.

ORDER OF THE SECRETARY OF THE TREASURY, JUNE 30, 1939, RELATING TO THE EXAMINATION OF CLAIMS ARISING IN THE TREASURY DEPARTMENT UNDER THE ACT OF JUNE 16, 1934

The committee (established pursuant to the memorandum of the Director of Procurement, dated August 27, 1934, addressed to the Administrative Assistant to the Secretary and approved by the Secretary of the Treasury for the examination of all claims arising in the Treasury Department under the act of June 16, 1934, 48 Stat. 974 (U. S. C., title 41, sec. 28), is hereby abolished.

The section of the General Counsel's staff assigned to the work of the Procurement Division shall, subject to the approval of the Director of Procurement, continue the work heretofore carried on by the committee and the representative of the General Counsel, including the preparation of correspondence and of reports for submission to the Comptroller General or for submission to the Department of Justice in connection with claims filed in the Court of Claims under the act of June 25, 1938, 52 Stat. 1197, but excluding the examination of or preparation of reports or correspondence relating to claims arising out of the business of the Public Buildings Branch of the Procurement Division or the Office of the Supervising Architect.

This order shall take effect at 11:59 p. m., June 30, 1939.

HERBERT E. GASTON,
Acting Secretary of the Treasury.

Exhibit 37

Responsibility for legal work of the Office of the Comptroller of the Currency transferred to the General Counsel for the Department of the Treasury

[Department Circular No. 595. Office of the Secretary]

TREASURY DEPARTMENT,
Washington, September 13, 1938.

The operating control of, and responsibility for, the legal work of the Office of the Comptroller of the Currency is hereby transferred to the General Counsel for the Department of the Treasury. Responsibility for decisions on all legal matters, including matters of general legal policy, as well as on any legal aspects of specific cases or instances, shall rest with the General Counsel or those he designates for this work.

The Secretary of the Treasury shall pass upon all changes in the legal staff and in their salaries, upon the recommendation of the General Counsel. The General Counsel will be responsible for the assignment of work to various members of the legal staff and for other matters mentioned in Department Circular No. 519, dated June 20, 1934.

HENRY MORGENTHAU, Jr.,
Secretary of the Treasury.

Exhibit 38

Division of Tariff Administration established in the Bureau of Customs

[Department Circular No. 606. Office of the Secretary]

TREASURY DEPARTMENT,
Washington, March 14, 1939.

There is hereby established in the Bureau of Customs, under the supervision and control of the Commissioner of Customs, a Division of Tariff Administration, which shall be in charge of a Deputy Commissioner of Customs.

In addition to such other duties and functions as may hereafter be prescribed, the Division of Tariff Administration shall have the duties and functions now assigned to the following units and employees of the office of the Chief Counsel, Bureau of Customs: Offices of the Assistant Chief Counsel (2), Division of Tariff Classification, Division of Entry and Appraisalment, Division of Drawback and Bonds, Division of Enforcement, Division of Appeals and Protests, Library, Reporter, Digest Clerk.

The following personnel of the office of Chief Counsel, Bureau of Customs, viz: The Assistant Chief Counsel (2), their respective secretaries, the Librarian, the Reporter, one clerk (CAF-5), one principal stenographer (CAF-4), and all of the personnel of the divisions of Tariff Classification, Entry and Appraisalment, Drawback and Bonds, Enforcement, and Appeals and Protests, together with the records, equipment, books (including the Customs Library), furniture, and supplies connected with the activities of these employees, are hereby transferred to the Division of Tariff Administration, Bureau of Customs. The two Assistant Chief Counsels are hereby designated Assistant Deputy Commissioners.

The provisions of (1934) Department Circular No. 519 of June 20, 1934, shall cease to apply to the duties, functions, personnel, and property above transferred.

The position of Chief Counsel, Bureau of Customs, his secretary, and the Chief Counsel's special staff, including one stenographer, shall continue to be under the direction and control of the General Counsel.

This order shall be effective at the close of business on March 15, 1939.

H. MORGENTHAU, Jr.,
Secretary of the Treasury.

Exhibit 39

Announcement, October 17, 1938, of the creation of the Section of Fine Arts in the Procurement Division as a permanent activity of the Government

Secretary Morgenthau today announced the creation of the Section of Fine Arts in the Procurement Division of the Treasury Department as a permanent activity of the Government. The new Section succeeds to the work of the Section of Painting and Sculpture of the Procurement Division, which is charged with responsibility for the art decoration of all Federal buildings.

The renaming of the Section and the announcement of its permanency come on the fourth anniversary of the creation of the Section of Painting and Sculpture by order of the Director of Procurement, approved by the Secretary of the Treasury. The action is evidence of the belief of both the Secretary and the Director that the work pursued and the methods employed by the Section have made so substantial a contribution to the development of native art that they constitute a sound basis for permanent governmental activity in this field.

The order renaming and establishing the new status of the Section follows:

PROCUREMENT DIVISION ORDER

October 13, 1938.

On October 16, 1934, an order was approved and issued setting up a "Painting and Sculpture Section" in the Procurement Division. The general objectives of the order were defined as follows:

(1) To secure suitable art of the best quality available for the embellishment of public buildings.

(2) To carry out this work in such a way as will assist in stimulating, as far as practicable, development of art in this country and reward what is regarded as the outstanding talent which develops.

(3) So far as consistent with a high standard of art, to employ local talent.

(4) To endeavor to secure the cooperation of people throughout the country interested in the arts and whose judgment in connection with art has the respect of the Section in selecting artists for the work to be done and criticism and advice as to their production.

(5) In carrying out this work, to make every effort to afford an opportunity to all artists on the sole test of their qualifications as artists and, accordingly, to encourage competitions wherever practicable recognizing the fact, however, that certain artists in the country, because of their recognized talent, are entitled to receive work without competition.

Attached hereto is a summary in figures of the work of the Section of Painting and Sculpture during the past 4 years. The figures, however, while they furnish an idea of the amount of work done and the number of artists benefited by the Section of Painting and Sculpture, only remotely indicate the importance of the work.

The general objectives of the order of October 16, 1934, have been realized beyond our most optimistic expectations. A series of mural paintings and of sculptures in the round and in relief have been installed in Federal buildings in more than 300 different communities. The average quality of this work is high, the cost low (1 percent of the building.)

Setting out to stimulate the development of art in this country and to reward outstanding talent on the basis of quality alone, the results achieved are remarkable. Painters and sculptors of established position have outdone themselves in this work and many distinguished talents hitherto unknown to the public have been brought out by our system of anonymous competitions.

It was our purpose as stated "to secure the cooperation of people throughout the country interested in the arts." Looking back over the accomplishments of the Section of Painting and Sculpture we are able to say that in the hundreds of communities in which our work is set up we have received wise and enthusiastic cooperation.

To the principle that the decoration of Federal buildings should be given to artists "on the sole test of their qualifications as artists" we have held strictly and successfully.

Therefore, in consideration of the verdict of the leading authorities in painting and sculpture that the objectives stated in the original order establishing the Section of Painting and Sculpture have been attained and that the work accomplished in the past 4 years has proved to be a great material and spiritual enrichment to this country, the name "Section of Painting and Sculpture" is hereby changed to the name "Section of Fine Arts."

The Section of Fine Arts shall be a permanent Section of the Treasury Department and will continue and further extend the activities of its predecessor the Section of Painting and Sculpture.

C. J. PEOPLES,
Director of Procurement.

Approved: October 13, 1938.

H. MORGENTHAU, JR.,
Secretary of the Treasury.

Summary of work of Section of Painting and Sculpture, October 16, 1934, to October 12, 1938

Number of competitions being conducted at the present time.....	17
Number of competitions held.....	79
Number of artists competing.....	4, 824
Number of sketches submitted.....	10, 334
Number of issues of Bulletin.....	17
Number of artists contracts completed.....	375
Amount expended, \$537,154.93.	
Number of artists under contract.....	192
Amount obligated, \$364,135.	
Number of artists designing.....	134
Amount obligated, \$185,980.	

Exhibit 40

Sections 1 to 6 of the act to provide for the common defense by acquiring stocks of strategic and critical materials essential to the needs of industry for the manufacture of supplies for the armed forces and the civilian population in time of a national emergency, and to encourage, as far as possible, the further development of strategic and critical materials within the United States for common defense (Public No. 117, June 7, 1939)

Be it enacted by the Senate and House of Representatives of the United States of America in Congress assembled, That the natural resources of the United States in certain strategic and critical materials being deficient or insufficiently developed to supply the industrial, military, and naval needs of the country for common defense, it is the policy of Congress and the purpose and intent of this act to provide for the acquisition of stocks of these materials and to encourage the development of mines and deposits of these materials within the United States, and thereby decrease and prevent wherever possible a dangerous and costly dependence of the United States upon foreign nations for supplies of these materials in times of national emergency.

SEC. 2. To effectuate the policy set forth in section 1 hereof the Secretary of War, the Secretary of the Navy, and the Secretary of the Interior, acting jointly through the agency of the Army and Navy Munitions Board, are hereby authorized and directed to determine which materials are strategic and critical under the provisions of this act and to determine the quality and quantities of such materials which shall be purchased within the amount of the appropriations authorized by this act. In determining the materials which are strategic and critical and the quality and quantities of same to be purchased the Secretaries of State, Treasury, and Commerce shall each designate representatives to cooperate with the Secretary of War, the Secretary of the Navy, and the Secretary of the Interior in carrying out the provisions of this act.

SEC. 3. The Secretary of War and the Secretary of the Navy, when they deem such action appropriate because the domestic production or supply of any of the above materials is insufficient to meet the industrial, military, and naval needs of the country, shall direct the Secretary of the Treasury, through the medium of the Procurement Division of his Department and from the funds authorized by the provisions of this act, to make purchases of such materials in accordance with specifications prepared by the Procurement Division of the Treasury Department and approved by the Secretary of War and the Secretary of the Navy, and to provide for the storage and maintenance, and, where necessary to prevent deterioration, for the rotation of such materials. To accomplish such rotation, the Secretary of the Treasury, with the approval of the Secretary of War and the Secretary of the Navy, is authorized to replace acquired stocks of any such material subject to deterioration by equivalent quantities of the same material in such manner as he deems will best serve the purposes of this act. The Secretary of the Treasury is empowered to meet, out of the funds authorized in this act, expenses necessary to accomplish such rotation. The Secretary shall include in his annual report to Congress a detailed statement of expenditures made under this section and the method of rotation employed. The materials so purchased shall be stored by the Procurement Division of the Treasury Department on military and naval reservations or in other locations approved by the Secretary of War and the Secretary of the Navy.

SEC. 4. Materials acquired under this act except for rotation to prevent deterioration shall be used only upon the order of the President in time of war, or when he shall find that a national emergency exists with respect to national defense as a consequence of the threat of war.

SEC. 5. Purchases under this act shall be made in accordance with title III of the act of March 3, 1933 (47 Stat. 1520), but a reasonable time (not to exceed 1 year) shall be allowed for production and delivery from domestic sources and in the case of any such material available in the United States but which has not been developed commercially, the Secretary of War and the Secretary of the Navy may, if they find that the production of such material is economically feasible, direct the purchase of such material without requiring the vendor to give bond.

SEC. 6. For the procurement, transportation, maintenance, rotation, and storage of the materials to be acquired under this act, there is hereby authorized to be appropriated the sum of \$100,000,000, out of any money in the Treasury not otherwise appropriated, during the fiscal years June 30, 1939, to and including June 30, 1943, to be expended under the joint direction of the Secretary of War and the Secretary of the Navy.

Exhibit 41

Regulations governing the disclosure of official information

(Department Circular No. 591. Chief Clerk)

TREASURY DEPARTMENT,
Washington, Aug. 15, 1938.*To heads of bureaus, offices, and divisions, Treasury Department:*

Pursuant to authority conferred by Section 161, Revised Statutes (U. S. C., 1934 ed., title 5, sec. 22), the following regulations are hereby prescribed and shall govern the disclosure of official information of the Treasury Department:

1. No record, claim, account, document, or other official instrument in writing, or any exhibit attached, or pertaining thereto, shall be withdrawn from the files of the Department by, or furnished to, any person not an officer or employee of the Department.

2. No copy of, or information relative to, any such instrument or exhibit, or to any other official business of the Department, which appears to be of a confidential nature, shall be given to any person unless (a) such person obtains a court order therefor, entered in pending litigation, or makes application therefor in the manner hereinafter prescribed in this paragraph, and (b) it appears to the Secretary, the Under Secretary, an Assistant Secretary, the Administrative Assistant to the Secretary, or the head of the bureau, office, or division of the Department having charge of the subject matter to which such copy or information relates, that the furnishing thereof would not be inimical to the public interest. The application mentioned above shall be addressed to the Secretary and must set forth under oath the interest of the applicant in the subject matter and the purpose for which such copy or information is desired. Applications made hereunder by duly accredited officials of any State need not be under oath.

3. Treasury Department officers and employees are prohibited from testifying in court or otherwise with respect to information obtained as a result of their official capacities without the prior approval of the Secretary, the Under Secretary, an Assistant Secretary, the Administrative Assistant to the Secretary, or the head of the bureau, office, or division of the Department in which such officer or employee is employed. An affidavit, by the litigant or his attorney, setting forth the interest of the litigant and the information with respect to which the testimony of such officer or employee is desired must be submitted before permission to testify will be granted. Permission to testify will, in all cases, be limited to the information set forth in the affidavit, or to such portions thereof as may be deemed proper.

4. A reasonable fee may, in the discretion of the Secretary, the Under Secretary, an Assistant Secretary, or the Administrative Assistant to the Secretary, be charged for furnishing copies of such instruments or exhibits, or information.

5. These regulations shall not be applicable to official requests of other governmental agencies or officers thereof acting in their official capacities, unless it appears that compliance therewith would be in violation of law or inimical to the public interest. Cases of doubt should be referred for decision to the Secretary, the Under Secretary, an Assistant Secretary, or the Administrative Assistant to the Secretary.

6. The provisions of these regulations may be waived in proper cases by the Secretary, the Under Secretary, or an Assistant Secretary.

7. These regulations shall supersede Department Rule IX. All other Department orders, rules, regulations, circulars, etc., to the extent that they are in conflict herewith, are hereby revoked; provided, however, that Customs Regulations of 1937, Article 1465 (e) (3); Regulations 4 of the Bureau of Narcotics, Chapter II, Articles 8 to 11, inclusive; Regulations of the Public Health Service, 1931, paragraphs 469 and 470; Coast Guard Regulations, Article 1778 and Coast Guard Personnel Instructions, Article 5045 (2); regulations, rules, and orders governing the inspection of tax returns and the disclosure of information contained therein; and Article 80 of Regulations 12, as amended by Treasury Decision 4640, approved April 29, 1936, shall remain in full force and effect.

WAYNE C. TAYLOR,
Acting Secretary of the Treasury.

Exhibit 42

Extracts from reorganization plans submitted by the President to the Congress, pursuant to the provisions of the Reorganization Act of 1939, approved April 3, 1939

REORGANIZATION PLAN NO. I

SECTION 1. *Bureau of the Budget.*—The Bureau of the Budget and all of its functions and personnel (including the Director and Assistant Director) are hereby transferred from the Treasury Department to the Executive Office of the President; and the functions of the Bureau of the Budget shall be administered by the Director thereof under the direction and supervision of the President.

* * * * *

SEC. 201. *Federal Security Agency.*—(a) The United States Employment Service in the Department of Labor and its functions and personnel are transferred from the Department of Labor; the Office of Education in the Department of the Interior and its functions and personnel (including the Commissioner of Education) are transferred from the Department of the Interior; the Public Health Service in the Department of the Treasury and its functions and personnel (including the Surgeon General of the Public Health Service) are transferred from the Department of the Treasury; the National Youth Administration within the Works Progress Administration and its functions and personnel (including its Administrator) are transferred from the Works Progress Administration; and these agencies and their functions, together with the Social Security Board and its functions, and the Civilian Conservation Corps and its functions, are hereby consolidated under one agency to be known as the Federal Security Agency, with a Federal Security Administrator at the head thereof. * * *

SEC. 205. *Public Health Service.*—(a) The Public Health Service and its functions shall be administered by the Surgeon General of the Public Health Service under the direction and supervision of the Federal Security Administrator.

(b) All the functions of the Secretary of the Treasury relating to the administration of the Public Health Service, except those functions relating to the acceptance and investment of gifts as authorized by sections 23 (b) and 137 (e), title 42, United States Code, are hereby transferred to, and shall be exercised by, the Federal Security Administrator.

* * * * *

SECTION 301. *Federal Works Agency.*—(a) The Bureau of Public Roads in the Department of Agriculture and its functions and personnel (including the Chief thereof) are transferred from the Department of Agriculture; the Public Buildings Branch of the Procurement Division in the Treasury Department and its functions and personnel are transferred from the Treasury Department; the Branch of Buildings Management of the National Park Service in the Department of the Interior and its functions and personnel (except those relating to monuments and memorials), and the functions of the National Park Service in the District of Columbia in connection with the general assignment of space, the selection of sites for public buildings, and the determination of the priority in which the construction or enlargement of public buildings shall be undertaken, and the personnel engaged exclusively in the administration of such functions, and the United States Housing Authority in the Department of the Interior and its functions and personnel (including the Administrator) are transferred from the Department of the Interior; and all of these agencies and functions, together with the Federal Emergency Administration of Public Works and its functions, and all of the Works Progress Administration and its functions (except the National Youth Administration and its functions) are hereby consolidated into one agency to be known as the Federal Works Agency, with a Federal Works Administrator at the head thereof. * * *

SEC. 303. *Public Buildings Administration.*—(a) The Public Buildings Branch of the Procurement Division and its functions, the Branch of Buildings Management of the National Park Service and its functions (except those relating to monuments and memorials), and the functions of the National Park Service in the District of Columbia in connection with the general assignment of space, the selection of sites for public buildings, and the determination of the priority in which the construction or enlargement of public buildings shall be undertaken, are hereby consolidated and shall be administered as the Public Buildings Administration, with a Commissioner of Public Buildings at the head thereof. * * *

(b) All functions of the Secretary of the Treasury and the Director of Procurement relating to the Administration of the Public Buildings Branch of the Pro-

urement Division and to the selection of location and sites for public buildings and all functions of the Secretary of the Interior and the Director of the National Park Service relating to the administration of the functions of the Branch of Buildings Management and the functions of the National Park Service in the District of Columbia in connection with the general assignment of space, the selection of sites for public buildings, and the determination of the priority in which the construction or enlargement of public buildings shall be undertaken, are hereby transferred to, and shall be exercised by, the Federal Works Administrator.

* * * * *

REORGANIZATION PLAN NO. II

SEC. 2. *Treasury Department.*—Transfers, consolidations, and abolitions relating to the Department of the Treasury are hereby effected as follows:

(a) *Bureau of Lighthouses.*—The Bureau of Lighthouses in the Department of Commerce and its functions are hereby transferred to and shall be consolidated with and administered as a part of the Coast Guard in the Department of the Treasury.

(b) *Director General of Railroads: Office abolished and functions transferred.*—The office of Director General of Railroads is hereby abolished. The functions and duties of the Director General of Railroads are hereby transferred to the Secretary of the Treasury to be exercised and performed by him personally or through such officer or officers of the Department of the Treasury as he may authorize. The Secretary of the Treasury is hereby designated as the agent provided for in section 206 of the Transportation Act, 1920 (41 Stat. 461).

(c) *War Finance Corporation abolished.*—All of the functions, property, and obligations of the War Finance Corporation not heretofore transferred by statute to the Secretary of the Treasury are hereby transferred to the Department of the Treasury. The War Finance Corporation is hereby abolished and the Secretary of the Treasury shall complete the winding up of its affairs and shall dispose of its assets in accordance with the act of March 1, 1929 (45 Stat. 1442), not later than December 31, 1939.

SEC. 201. *Federal Security Agency.*—Transfers and consolidations relating to the Federal Security Agency are hereby effected as follows:

* * * * *

(b) *American Printing House for the Blind.*—The functions of the Secretary of the Treasury with respect to the administration of the appropriations for the American Printing House for the Blind (except the function relating to the perpetual trust fund) are hereby transferred to the Federal Security Agency and shall be administered under the direction and supervision of the Federal Security Administrator. The annual report and vouchers required to be furnished to the Secretary of the Treasury by the trustees of the American Printing House for the Blind shall be furnished to the Federal Security Administrator.

* * * * *

SEC. 404. *Transfer of functions relating to personnel.*—Except as prohibited by section 3 (b) of the Reorganization Act of 1939, all functions relating to the appointment, fixing of compensation, transfer, promotion, demotion, suspension, or dismissal of persons to or from offices and positions in any department vested by law in any officer of such department other than the head thereof are hereby transferred to the head of such department and shall be administered under his direction and supervision by such division, bureau, office, or persons as he shall determine.

Exhibit 43

Joint resolution providing that Reorganization Plans Nos. I and II shall take effect on July 1, 1939

[Pub. Res. No. 20, 76th Cong.; S. J. Res. 138]

Resolved by the Senate and House of Representatives of the United States of America in Congress assembled, That the provisions of reorganization plan numbered I, submitted to the Congress on April 25, 1939, and the provisions of reorganization plan numbered II, submitted to the Congress on May 9, 1939, shall take effect on July 1, 1939, notwithstanding the provisions of the Reorganization Act of 1939.

SEC. 2. Nothing in such plans or this joint resolution shall be construed as

having the effect of continuing any agency or function beyond the time when it would have terminated without regard to such plans or this joint resolution or of continuing any function beyond the time when the agency in which it was vested would have terminated without regard to such plans or this joint resolution.

Approved, June 7, 1939.

MISCELLANEOUS

Exhibit 44

Letter of the Postmaster General to the Secretary of the Treasury, dated November 30, 1939, certifying extraordinary expenditures contributing to the deficiencies of postal revenues for the fiscal year 1939, in pursuance of Public No. 316, Seventy-first Congress, approved June 9, 1930 (46 Stat. 523)

WASHINGTON, D. C., November 30, 1939.

The Honorable the SECRETARY OF THE TREASURY.

MY DEAR MR. SECRETARY: In accordance with the provisions of the act of June 9, 1930, embodied in section 260, Postal Laws and Regulations, the amounts set forth below with respect to certain mailings during the fiscal year ended June 30, 1939, are certified to you in order that they may be separately classified on the books of the Treasury Department in stating the expenditures made from the appropriation to supply the deficiency of postal revenues:


(a) The estimated amount which would have been collected at regular rates of postage on matter mailed during the year by officers of the Government (other than those of the Post Office Department) under the penalty privilege, including registry fees:		
Postage.....	\$36,408,851.00	
Registry fees, including surcharges.....	1,822,274.00	
		\$38,231,125.00
(b) The estimated amount which would have been collected at regular rates of postage on matter mailed during the year by:		
1. Members of Congress under the franking privilege.....	\$1,003,558.00	
2. By others under the franking privilege.....	101.00	
		1,003,659.00
(c) The estimated amount which would have been collected during the year at regular rates of postage on publications going free in the country.....		609,024.00
(d) The estimated amount which would have been collected at regular rates of postage on matter mailed free to the blind during the year.....		257,287.00
(e) The estimated difference between the postage revenue collected during the year on mailings of newspapers and periodicals published by and in the interests of religious, educational, scientific, philanthropic, agricultural, labor, and fraternal organizations, and that which would have been collected at zone rates of postage.....		291,583.00
(f) The estimated excess during the year of the cost of aircraft service over the postage revenues derived from air mail.....		8,147,595.27
Total.....		48,540,273.27

As you know, jurisdiction over the ocean mail contract service was transferred to the United States Maritime Commission under the Merchant Marine Act of 1936 and, consequently, there is no expense credit for the item reported in previous years as "differentials favoring vessels of American registry."

Very truly yours,

JAMES A. FARLEY,
Postmaster General.

TABLES



EXPLANATION OF BASES USED IN TABLES

Figures in the following tables are shown on various bases, namely: (1) Daily Treasury statements, unrevised (current cash); (2) daily Treasury statements, revised (actual); (3) warrants issued; (4) checks issued; and (5) collections reported by collecting officers.

Daily Treasury statements (unrevised) (receipts and expenditures).—The figures shown in the daily statement of the United States Treasury are compiled from the latest daily reports received by the Treasurer of the United States from Treasury officers and public depositaries holding Government funds. The daily Treasury statement, therefore, is a current report compiled from latest available information, and, by reason of the promptness with which the information is obtained and made public, it has come into general use as reflecting the financial operations of the Government covering a given period, and gives an accurate idea of the actual condition of the Treasury as far as it is ascertainable from day to day. This is known as "current cash basis," according to daily Treasury statements (unrevised). Table 3 (p. 337) shows receipts and expenditures on this basis. The current assets and liabilities of the Treasury and the outstanding public debt are also available on this basis.

Daily Treasury statements (revised) (receipts and expenditures).—On account of the distance of some of the Treasury offices and depositaries from the Treasury, it is obvious that the reports from all officers covering a particular day's transactions cannot be received and assembled in the Treasury at one time without delaying for several days the publication of the daily Treasury statement. It is necessary, therefore, in order to exhibit the actual receipts and expenditures for any given month or fiscal year, to take into consideration those reports covering the transactions for the last few days of the month or fiscal year concerned which have not been received in the Treasury until the succeeding month or fiscal year, and to eliminate receipts and expenditures relating to the preceding month. After taking into consideration these reports, the revised figures indicate the condition of the Treasury on the basis of actual transactions occurring during the period under review. This is known as "the basis of daily Treasury statements (revised)."

It is not practical to delay the publication of the daily Treasury statement in order to include the later reports, as the difference between the revised and the unrevised figures is not substantial. The unrevised figures as shown in current daily Treasury statements are the basis for the Budget estimates submitted to Congress by the President. The revised figures are of no practical use except to enable the use of a true General Fund balance on the monthly statement of the public debt of the United States and to bring the daily Treasury statement figures into agreement with the figures based on warrants issued. The table on page 222 shows total receipts and expenditures on this basis. The current assets and liabilities of the Treasury (p. 487) and the outstanding public debt (pp. 432 to 455) are also available on this basis.

Warrants issued (receipts).—Section 305 of the Revised Statutes provides that receipts for all moneys received by the Treasurer of the United States shall be endorsed upon warrants signed by the Secretary of the Treasury, without which warrants, so signed, no acknowledgment for money received into the Public Treasury shall be valid. The issuance of warrants by the Secretary of the Treasury, as provided by law, represents the formal covering of receipts into the Treasury.

Certificates of deposit covering actual deposits in Treasury offices and depositaries, upon which covering warrants are based, cannot reach the Treasury simultaneously, and for that reason all receipts for a fiscal year cannot be covered into the Treasury by warrants of the Secretary immediately upon the close of that fiscal year. It is necessary to have all certificates of deposit before a statement can be issued showing the total receipts for a particular fiscal year on a warrant basis. The figures thus compiled will agree with the figures compiled on the basis of daily Treasury statements (revised). The details in table 1 (p. 314) show receipts on this basis.

Warrants issued (expenditures).—The Constitution of the United States provides that no money shall be drawn from the Treasury but in consequence of appropriations made by law. Section 305 of the Revised Statutes requires that the Treasurer of the United States shall disburse the moneys of the United States upon warrants drawn by the Secretary of the Treasury. As the warrants are issued by the Secretary they are charged against the appropriate appropriations provided by law. Some of these warrants do not represent actual payments to claimants, but are merely advances of funds to be placed to the credit of disbursing officers of the Government with the Treasurer of the United States for the payment of Government obligations. The disbursing officer then issues his check on the Treasurer in payment of such obligations. As far as the appropriation accounts are concerned, the warrants issued and charged thereto constitute expenditures, but it will be observed that such expenditures necessarily include unexpended balances to the credit of the disbursing officers. Statement of the expenditures on a warrant basis from 1789 to 1915 is shown on page 358 of this report.

Checks issued (expenditures).—This basis, more than any other, reflects the real expenditures of the Government. Expenditures for a given fiscal year on the basis of checks issued differ from the corresponding figures on the basis of warrants in that the former include expenditures made by disbursing officers from credits granted during the previous fiscal year, and exclude the amount of unexpended grants remaining to their credit at the end of the fiscal year. The basis of checks issued differs from the basis of the daily Treasury statement (revised) in that the former includes checks outstanding at the end of the fiscal year, and excludes unpaid checks outstanding at the beginning of the fiscal year. A detailed explanation of the basis of checks issued will be found on page 89 of the Secretary's report for 1927. Table 2 (p. 322) shows expenditures on this basis.

Collections reported by collecting officers (receipts).—Statements showing receipts on a collection basis are compiled from reports received by the various administrative offices from collecting officers in the field, such as collectors of internal revenue and collectors of customs. These reports cover the collections actually made by these officers during the period specified. The collections are then deposited in a designated Government depository to the credit of the Treasurer of the United States, which depository renders a report to the Treasurer. The reports of the collecting officers and the depositories do not, of course, coincide, for the reason that the collecting officers make collections during the last few days of the fiscal year which are not deposited until after the close of the fiscal year. On this account the two reports do not agree. The receipts are reported on a collection basis merely for statistical purposes and to furnish information as to detailed sources of revenue. Classification of such items on the basis of deposits has been found to be impracticable and uneconomical. Tables 10 and 17 (pp. 375 and 391) show receipts on a collection basis.

DESCRIPTION OF ACCOUNTS THROUGH WHICH TREASURY OPERATIONS ARE EFFECTED

All receipts of the Government are covered into the General Fund of the Treasury from which all expenditures are made. Receipts and expenditures, however, are classified in the Treasury's records according to the class of accounts through which operations are effected. Transactions are segregated in order to exhibit separately those effected through general accounts, as contrasted with those effected through special and trust accounts representing restricted or specially allocated receipts and expenditures chargeable thereto. This classification was first shown in published records for 1927 for the warrants and checks-issued bases and on the daily Treasury statements beginning with the July 1, 1930, issue, in order to conform to the practice of the Bureau of the Budget. In some tables in this report, however, transactions in the three types of accounts are combined for purposes of historical comparison. A brief general explanation of the three classes of accounts is presented below.

General accounts.—The principal sources of general account receipts are income taxes, miscellaneous internal revenue, taxes under the Social Security Act, and customs duties. In addition, a large number of miscellaneous receipts come under this head, including such items as proceeds of Government-owned securities (except those which are applicable to public debt retirement), sale of surplus and condemned property, Panama Canal tolls, fees (including consular and passport fees), fines, penalties, forfeitures, rentals, royalties, reimbursements, immigration

head tax, sale of public land, tax on national bank circulation, interest on public deposits, seigniorage on coinage of subsidiary silver and minor coins, etc. Moneys represented in the general accounts may be withdrawn from the Treasury only in pursuance of appropriations made by Congress. There are four classes of appropriations payable through the general accounts of the Treasury, namely: (a) Annual, being those made each year in the several departmental supply bills and limited for obligation during the fiscal year for which made; (b) continuing (no year) being available until expended or until the object for which appropriated has been accomplished, such as construction of public works; (c) permanent-specific, being fixed amounts provided for each of a series of years by permanent legislation, without annual action of Congress; and (d) permanent-indefinite, being indefinite amounts (so much as may be necessary) provided by permanent legislation without annual action of Congress, such as the indefinite appropriation to cover interest on the public debt.

A statement of general account receipts and expenditures is, therefore, in the nature of a general operating statement, and gives a picture of the relationship between the general revenues of the Government and the operating expenditures (including capital outlays and fixed charges) chargeable against them.

Special accounts.—Special account receipts may be generally defined as funds received under special authorizations of law which may be expended only for the particular purposes specified therein. Special account receipts may not be used for the general expenditures of the Government. The most important items of receipts included under this heading, from the standpoint of amounts, are those applicable to the retirement of the public debt. Other important special account receipts are the reclamation fund under the Department of the Interior, funds received for river and harbor improvements, and Forest Service cooperative funds. There are many other special account receipts of lesser importance.

Trust accounts.—Trust account receipts represent moneys received by the Government for the benefit of individuals or classes of individuals. Moneys held in trust, being payable to or for the use of beneficiaries only, are not available for general expenditures of the Government. There are several classes of trust account receipts, the beneficiaries under which may be either individuals or groups of individuals. The accounts may represent (a) moneys received directly from or for account of individuals, as in the case of moneys received from foreign governments or other sources in trust for citizens of the United States or others under the act of February 27, 1896; (b) moneys collected as revenues and held in trust, such as the proceeds of sales of Indian lands which are held as interest-bearing funds for the benefit of Indian tribes; and (c) proceeds of grants from the general accounts of the Treasury in pursuance of treaty or other obligations such as the perpetual trust fund created for the Ute Indians under section 5 of the act of June 15, 1880.

Checking accounts of governmental corporations.—The manner in which certain checking accounts of governmental corporations are handled in the daily statement of the Treasury was explained in the announcement appearing on page 347 of the annual report for 1938.

RECEIPTS AND EXPENDITURES

General tables

TABLE 1.—*Details of receipts, by sources and accounts, for the fiscal year 1939*

[Details on basis of warrants issued with totals adjusted to basis of daily Treasury statements (unrevised), see p. 311. For explanation of accounts, see p. 312]

Source	General and special accounts	Trust accounts
REVENUE		
Internal revenue:		
Income tax.....	\$2,151,374.597.10	
Miscellaneous internal revenue taxes.....	2,264,969,085.81	
Unjust enrichment tax.....	6,413,568.16	
Taxes under Social Security Act:		
Title VIII.....	529,562,643.85	
Title IX.....	100,882,500.16	
Taxes upon carriers and their employees.....	109,263,251.71	
Total internal revenue, warrants-issued basis.....	5,162,465,646.79	
Adjustment between warrants issued and cash receipts.....	1,244,800.16	
Total internal revenue, cash receipts.....	5,161,220,846.63	
Customs:		
Customs duties, warrants-issued basis.....	319,033,835.80	
Adjustment between warrants issued and cash receipts.....	196,824.53	
Total customs duties, cash receipts.....	318,837,311.27	
Sales of public lands (included in nonrevenue receipts, p. 318).		
Miscellaneous:		
Miscellaneous taxes:		
Federal intermediate credit banks franchise tax.....	760,140.81	
Tonnage tax.....	1,686,016.56	
Immigration head tax.....	1,135,074.50	
Taxes, Canal Zone.....	72,267.39	
Tax on circulation of national banks.....	8,627.17	
Total miscellaneous taxes.....	3,657,126.43	
Interest, exchange, and dividends:		
Interest on deferred collections or payments.....	119,247.35	
Interest on bonds of foreign governments under funding agreements.....	423,943.33	
Interest on obligations of Reconstruction Finance Corporation purchased by the Secretary of the Treasury.....	12,687,944.07	
Interest on securities received from Reconstruction Finance Corporation under act February 24, 1938.....	20,348.20	
Interest on loans, Puerto Rican Hurricane Relief Commission.....	8,273.69	
Interest on loans to States, municipalities, etc., Public Works Administration.....	676,919.60	
Interest on loans, Housing Corporation.....	13,261.31	
Interest from Central Branch, Union Pacific Railroad.....	13,933.54	
Interest earned on Home Owners' Loan Corporation bonds.....	18,281.91	
Interest on loans, Rural Electrification Administration.....	190,324.27	
Interest earned on Tennessee Valley Authority securities.....	2,497.60	
Interest on advances to Colorado River Dam fund, Boulder Canyon project.....	3,700,000.00	
Interest earned on United States Housing Authority notes.....	31,097.09	
Interest on homestead loans, Virgin Islands.....	1,635.39	
Interest on loans, relief in stricken agricultural areas.....	273,788.32	
Interest on farm loans, Farm Tenant Act.....	56,713.07	
Interest on emergency crop loans, Farm Credit Administration (emergency relief).....	9,724.65	
Interest collections of Farm Security Administration (emergency relief).....	737,964.06	
Interest on farmers' seed loans.....	129,277.90	
Interest on public deposits.....	11,494.61	
Interest on construction costs of public works in Colon and Panama, War Department.....	39,219.74	
Interest on Government-owned securities (War and Navy Departments).....	50,000.00	
Interest on miscellaneous obligations.....	8,659.01	
Gain by exchange.....	53,671.85	
Dividends on capital stock of Federal home loan banks.....	1,845,635.00	
Dividends on shares of Federal savings and loan associations.....	1,688,994.19	
Earnings from payments to Federal Reserve banks for industrial loans.....	119,318.85	
Earnings, War Finance Corporation.....	3,686.51	
Military and naval insurance, premiums on term insurance, Veterans' Administration (repayments to appropriations).....	1,718,542.37	

Footnotes at end of table.

TABLE 1.—Details of receipts, by sources and accounts, for the fiscal year 1939—Con.

Source	General and special accounts	Trust accounts
REVENUE—continued		
Miscellaneous—Continued.		
Interest, exchange, and dividends—Continued.		
Federal control of transportation systems (repayments to appropriations).....	\$4,047.79	-----
Loans to railroads after termination of Federal control (repayments to appropriations).....	54,759.15	-----
Total interest, exchange, and dividends.....	23,713,204.42	-----
Fines and penalties:		
Canal Zone.....	12,444.70	-----
Customs Service.....	1,276,992.10	-----
Antinarcotic laws.....	6,733.00	-----
Enforcement of National Prohibition Act (Judicial).....	18,097.18	-----
Internal Revenue.....	45,495.74	-----
Immigration Service.....	92,629.85	-----
Judicial.....	983,461.56	-----
Liquidated damages.....	101,057.52	-----
Navigation.....	158,129.77	-----
Penalties, cotton marketing quotas, Agricultural Adjustment Act of 1938.....	551,629.26	-----
Penalties, tobacco marketing quotas, Agricultural Adjustment Act of 1938.....	463,797.54	-----
Violating regulations and 8-hour law of 1912.....	82,249.63	-----
Violations, Federal Alcohol Administration Act.....	23,343.51	-----
Other.....	18,292.77	-----
Total fines and penalties.....	3,669,863.87	-----
Fees:		
Agricultural Commodities Act.....	215,057.03	-----
Alaska game laws.....	25,500.72	-----
Alaska Road Commission.....	14,817.13	-----
Board of Tax Appeals.....	57,662.15	-----
Canal Zone.....	2,310.11	-----
Clerks, United States courts.....	1,492,266.09	-----
Commodity Exchange Act.....	17,622.00	-----
Commissions on telephone pay stations in Federal buildings and rented post offices.....	85,932.04	-----
Consular and passport.....	3,966,195.11	-----
Copying.....	59,171.57	-----
Copyright.....	304,167.70	-----
Court of Claims.....	8,297.80	-----
Court of Customs and Patent Appeals.....	5,293.65	-----
Credit union.....	85,015.98	-----
Customs.....	11,601.95	-----
Grazing.....	2,738.35	-----
Immigration (registry earned).....	104,270.10	-----
Indian lands and timber.....	117,764.77	-----
Federal Firearms Act.....	33,886.92	-----
Food, Drug, and Cosmetics Act.....	1,708.00	-----
Land offices (including commissions).....	95,355.49	-----
Marshals, United States courts.....	182,841.53	-----
Migratory bird hunting stamps.....	1,099,008.00	-----
Naturalization (earned).....	1,550,609.75	-----
Naval stores grading.....	7,538.82	-----
Navigation.....	207,015.88	-----
Patent (earned).....	4,527,292.16	-----
Purchase of Army discharges.....	551,167.63	-----
Perry's Victory Memorial.....	4,555.30	-----
Registration, securities and exchanges.....	474,961.79	-----
Registration under Neutrality Act.....	4,000.00	-----
Testing.....	77,626.39	-----
Warehouse Act.....	40,620.00	-----
Other.....	891.71	-----
Total fees.....	15,342,980.20	-----
Forfeitures:		
Bonds of aliens, contractors, etc.....	652,270.00	-----
Bribes to United States officers.....	2,981.00	-----
Customs Service.....	645,395.15	-----
Under enforcement of National Prohibition Act.....	223.58	-----
Unclaimed moneys and wages remaining in registry of courts.....	122,914.06	-----
Unclaimed merchandise.....	47,908.81	-----
Unclaimed funds.....	668.09	-----
Unexplained balances in cash account.....	1,082.42	-----
Other.....	8,896.30	-----
Total forfeitures.....	1,482,149.41	-----

Footnotes at end of table.

TABLE 1.—Details of receipts, by sources and accounts, for the fiscal year 1939—Con.

Source	General and special accounts	Trust accounts
REVENUE—continued		
Miscellaneous—Continued.		
Assessments:		
Immigration, overtime service.....	\$129,941.21	
Overtime service, marine inspection and navigation.....	45,230.65	
On banks for reimbursement to the General Fund for expenses of conservatorships.....	1,025,281.66	
Colorado River Dam fund, Boulder Canyon project.....	4,036,409.49	
Revenues, Colorado River Dam fund, All-American Canal.....	2,714.07	
On Federal and joint stock land banks, and Federal intermediate credit banks for expenses of examinations, Farm Credit Administration.....	508,810.52	
On Federal home loan banks and receipts from other sources for administrative expenses, Federal Home Loan Bank Board.....	1,068,180.35	
Total assessments.....	6,816,547.95	
Reimbursements:		
Collections under Grain Standards Act.....	83,680.37	
Collections under Cotton Standards Act.....	173,747.33	
Reclamation fund, collections.....	4,959,915.19	
Cost of administration, Federal Power Act.....	382,739.10	
For excess cost over contract price.....	185,211.19	
By States for emergency conservation work, profits on sales of lands or its products.....	11,477.04	
By District of Columbia for advances for acquisition of lands under sec. 4, act May 29, 1930, as amended.....	300,000.00	
Maintenance of District of Columbia inmates in Federal penal and correctional institutions.....	179,647.54	
Construction charges (Indian Service).....	66,067.01	
Costs from estates of deceased Indians.....	44,225.25	
Maintenance, operation, and irrigation charges, irrigation systems, Indian Service.....	493,882.10	
Of appropriations made for Indian tribes.....	143,926.03	
Expenses, miscellaneous.....	345,309.73	
Expenses of redeeming national currency.....	99,114.26	
Expenses of international service of ice observation and patrol.....	193,898.00	
Gasoline State tax.....	1,612.29	
Government property lost or damaged.....	1,041,178.11	
Hospitalization charges and expenses.....	183,276.60	
Inspection of food and farm products.....	334,268.42	
Refunds on empty containers.....	3,999.81	
Refund, State and local taxes.....	1,788.04	
Reimbursement to United States by Japanese Government on account of sinking of U. S. S. <i>Panay</i>	589,606.69	
Revenues, power system, Flathead Reservation, Mont.....	142,386.71	
Refund of money advanced under Emergency Relief and Construction Act of 1932.....	10,467.29	
Settlement of claims against various depositors.....	2,609.85	
Transportation.....	46,130.64	
Other.....	73,127.13	
Total reimbursements.....	10,093,291.72	
Gifts and contributions:		
Bequest of James Reuel Smith for redemption of Liberty bonds issued in 1918.....	2,842.69	
Donations to the United States.....	2,308.21	
Deposits of funds belonging to military organizations of the Army disbanded at close of World War.....	20,987.39	
Moneys received from known and unknown persons.....	5,528.53	
Return of grants, Farm Security Administration.....	1,650.30	
Total gifts and contributions.....	33,317.12	
Sales of Government property—products:		
Scrap and salvaged materials, condemned stores, waste paper, refuse, etc.....	1,648,914.74	
Agricultural products, including livestock and livestock products.....	73,837.41	
Card indexes, Library of Congress.....	265,282.28	
Dairy products.....	43,618.41	
Deposits from sale and transmission of electric energy, Bonneville project, Oreg.....	46,542.80	
Electric current, power plant, Coolidge Dam, Ariz.....	136,038.40	
Electric current.....	97,041.09	
Gas from helium plants.....	47,572.09	
Heat, light, and power.....	42,994.65	
Ice.....	46,990.68	
Old, condemned surplus property, Navy Department.....	53,656.22	
Occupational-therapy products.....	40,196.86	

TABLE 1.—Details of receipts, by sources and accounts, for the fiscal year 1939—Con.

Source	General and special accounts	Trust accounts
REVENUE—continued		
Miscellaneous—Continued.		
Sales of Government property—products—Continued.		
Photo duplications.....	\$21,697.04	-----
Proceeds, activities fund, United States naval prisons.....	13,365.00	-----
Public documents, charts, maps, etc.....	591,205.50	-----
Seal and fox skins, and furs.....	195,326.65	-----
Stores.....	13,976.81	-----
Subsistence (meals, rations, etc.).....	101,916.07	-----
Under Migratory Bird Conservation Act.....	45,220.17	-----
Water.....	67,470.86	-----
Other.....	246,980.04	-----
Total sales of Government property—products.....	3,839,843.77	-----
Sales of services:		
Alaska Railroad fund receipts.....	2,511,973.61	-----
Copies of hearings.....	857.35	-----
Earnings by United States transports.....	24,646.56	-----
Earnings from business operations.....	80,956.09	-----
Fumigating and disinfecting.....	18,253.29	-----
Laundry and dry-cleaning operations.....	1,270,198.02	-----
Medical, dental, and hospital services.....	10,791.18	-----
Overhead charges on sales of services of supplies (War, Navy Departments, and Civilian Conservation Corps).....	92,908.58	-----
Professional and scientific.....	7,781.31	-----
Quarantine charges (including fumigation, disinfection, inspection, etc., of vessels).....	190,943.12	-----
Quarters, subsistence, and laundry service.....	25,990.50	-----
Radio service.....	36,483.69	-----
Storage and other charges.....	130,768.10	-----
Telephone and telegraph.....	414,965.56	-----
Tolls and profits, Panama Canal.....	24,474,965.88	-----
Work done for individuals, corporations, et al.....	39,776.71	-----
Other.....	9,126.84	-----
Total sales of services.....	29,341,396.39	-----
Rents and royalties:		
Rent of public buildings, grounds, etc.....	232,289.93	-----
Rent of land.....	447,201.67	-----
Receipts from leases of flood control lands.....	15,608.87	-----
Receipts under mineral leasing acts.....	5,743,984.85	-----
Royalties, on oil, gas, etc.....	1,168,974.86	-----
Annette Islands reserve, leases, Alaska.....	80,641.88	-----
Rent of camp and house sites.....	26,491.90	-----
Rent of docks, wharves, and piers.....	18,788.30	-----
Rent of equipment.....	70,169.73	-----
Rent of telegraph and telephone facilities.....	10,063.23	-----
Rentals from property under foreclosure proceedings.....	124,174.13	-----
Pipe-line rentals.....	15,000.00	-----
Other.....	1,713.88	-----
Total rents and royalties.....	7,853,819.47	-----
Permits, privileges, and licenses:		
Alaska fund.....	282,126.07	-----
Business concessions.....	188,015.67	-----
Immigration reentry permits (earned).....	144,111.16	-----
Licenses under Federal Water Power Act.....	320,498.81	(1)
Permits to operate motor vehicles.....	8,267.25	-----
Permits to enter national parks.....	1,221,706.95	-----
Pipe-line water and power-transmission rights.....	18,328.46	-----
Range improvements.....	250,584.37	-----
Receipts from public lands under Grazing Act, June 28, 1934.....	526,530.27	-----
Other.....	7,250.43	-----
Total permits, privileges, and licenses.....	2,976,419.44	-----
Mint receipts:		
Profits on coinage, bullion deposits, etc.....	5,954,640.38	-----
Seigniorage.....	23,082,800.02	-----
Total mint receipts.....	29,037,440.40	-----
Forest reserve fund.....	4,905,544.10	-----
Deposits, postal funds, Canal Zone.....	329,522.27	-----
United States share of District of Columbia receipts.....	152,666.96	-----
Total miscellaneous revenue receipts.....	143,245,133.92	-----
Total revenue receipts, warrants-issued basis.....	5,624,744,616.51	-----

Footnotes at end of table.

TABLE 1.—Details of receipts, by sources and accounts, for the fiscal year 1939—Con.

Source	General and special accounts	Trust accounts
NONREVENUE		
Miscellaneous—Realization upon assets:		
Repayment of investments:		
Collections of loans, Federal Housing Administration.....	\$1,851,692.55	-----
Construction costs of public works in Colon and Panama.....	56,384.06	-----
Federal control of transportation systems (repayments to appropriations).....	1,000.00	-----
Payments for marketing excess tobacco, Agricultural Adjustment Administration.....	6,705.74	-----
Principal of bonds of foreign governments under funding agreements.....	76,509.49	-----
Principal payments on low-cost houses, Virgin Islands.....	401.22	-----
Principal payments on loans, Puerto Rican Hurricane Relief Commission.....	40,553.81	-----
Principal on securities received from Reconstruction Finance Corporation under act Feb. 24, 1938.....	204,000.00	-----
Repayment of principal on account of loans to States, municipalities, etc., Public Works Administration.....	1,079,135.90	-----
Repayment of principal on emergency crop loans, Farm Credit Administration.....	116,166.20	-----
Repayment of principal on account of loan, Puerto Rico Reconstruction Administration.....	5.00	-----
Repayment of principal on account of loans, Rural Electrification Administration.....	130,146.87	-----
Repayment of principal on account of loans, Farm Security Administration.....	33,248,572.45	-----
Sale of chattels, Farm Security Administration (emergency relief).....	103,110.83	-----
Farm Tenant Act:		
Repayment of principal on account of farm loans.....	105,136.78	-----
Receipts from submarginal land program.....	92,214.17	-----
Repayment of loans to veterans for transportation.....	14.75	-----
Repayment of principal on loans for Indian rehabilitation (emergency relief).....	6,323.80	-----
Repayment of subscriptions to preferred shares, Federal savings and loan associations.....	3,811,000.00	-----
Representation of interests of foreign governments growing out of hostilities in Europe.....	1,832.68	-----
Other.....	157.27	-----
Total repayments of investments.....	40,931,063.57	-----
Sales of public lands.....	248,460.93	-----
Sales of Government property:		
Capital equipment, includes truck, horses, cars, machinery, furniture and fixtures, and other capital equipment.....	290,236.42	-----
Land and buildings.....	1,003,389.14	-----
Lands, etc., on account of military-post construction fund.....	120,145.89	-----
Standing timber.....	8,772.40	-----
Office material, etc. (Procurement Division).....	21,148.12	-----
Proceeds of sales of vessels for the Coast Guard.....	9,715.10	-----
Proceeds of sales, Coast Guard stations.....	812.27	-----
Coos Bay wagon-road grant fund.....	230,090.10	-----
Oregon and California land-grant fund.....	405,543.78	-----
Ordnance material (war).....	91,003.13	-----
War supplies.....	69,515.86	-----
Other.....	436.97	-----
Total sales of Government property.....	2,043,809.18	-----
Miscellaneous:		
Trust accounts:		
Alaska railroad retirement and disability fund:		
Contributions.....		\$108,260.95
Interest on investments.....		21,089.87
Canal Zone retirement fund:		
Contributions.....		509,172.65
Interest on investments.....		159,002.85
Civil service retirement fund:		
Contributions.....		39,189,390.16
Interest on investments.....		19,220,490.57
Foreign service retirement fund:		
Contributions.....		189,486.73
Interest on investments.....		141,332.72
Government life insurance fund.....		94,889,281.43
Library of Congress trust fund, permanent loan account.....		208,696.46
Library of Congress gift fund.....		88,316.87
Library of Congress trust fund, investment account.....		23,493.59

TABLE 1.—Details of receipts, by sources and accounts, for the fiscal year 1939—Con.

Source	General and special accounts	Trust accounts
NONREVENUE—continued		
Miscellaneous—Continued.		
Trust accounts—Continued.		
Contributions to Library of Congress, Chamber of Music Auditorium.....		\$3,500.00
Deposits, unearned proceeds of sale of publications, Superintendent of Documents, Government Printing Office.....		624,002.44
Civilian Conservation Corps, deposit fund.....		4,006,198.55
Proceeds, estates of deceased and mentally incompetent enrolled members, Civilian Conservation Corps.....		30,538.00
Relief and rehabilitation, and interest on investments, Longshoremen's and Harbor Workers' Compensation Act. Public works housing receipts (Federal Emergency Administration of Public Works).....		20,607.02
Loan by United States Housing Authority for low rent housing fund, District of Columbia Alley Dwelling Authority.....		609,709.20
Withholdings from contractors for wage adjustments, acts June 16, 1933, and Aug. 30, 1935.....		3,124.71
Deposits for cooperative work, Northwest Territory Celebration Commission.....		8,963.00
Deposits, unearned fees, Securities and Exchange Commission.....		115,686.49
Deposits, general post funds, national homes, Veterans' Administration.....		104,715.63
Deposits of unclaimed moneys of former patients, Veterans' Administration hospitals.....		23,807.94
Deposits, funds due incompetent beneficiaries, Veterans' Administration.....		176,599.87
Deposits, personal funds of patients, Veterans' Administration.....		2,150,013.29
Adjusted service certificate fund:		
Interest on investments.....		1,022,509.60
Interest on loans.....		3,429.56
Receipts, Welfare and Recreational Association, of public buildings and grounds.....		2,813,650.40
Deposits of miscellaneous contributed funds, Department of Agriculture.....		125,299.69
Deposits, Farm Security Administration, assets of State rural rehabilitation corporations.....		3,725,306.10
Deposits, resettlement and rural rehabilitation projects, Farm Security Administration.....		1,519,760.91
Deductions from agricultural adjustment program payments, Farm Security Administration.....		49,935.59
Deposits, sea food inspection fees, Food and Drug Administration.....		24,005.45
Deposits, unearned grazing fees, Farm Security Administration.....		12,083.35
Deposits toward purchase price, lease and purchase contracts, Farm Security Administration.....		13,613.87
Deposits, unearned fees and other charges, sec. 8a (4), Commodity Exchange Act.....		260.00
Proceeds from sale of hides (Federal Surplus Commodities Corporation).....		263,420.42
Deposits to secure payments for reproductions of photographs, mosaics, and maps.....		39,906.36
Deposits of undistributed cotton price adjustment payments, Forest Service cooperative fund.....		33,998.92
Advances, fox and fur seal industries, Pribilof Islands.....		944,425.71
Deposits, special statistical work, Department of Commerce.....		5,000.00
Deposits, unearned fees, Patent Office.....		13,541.23
Tonnage tax, Philippine Islands.....		28,206.87
Personal funds of patients, St. Elizabeths Hospital.....		18,040.14
Pension money, St. Elizabeths Hospital.....		125,862.81
Deposits, public survey work.....		104,403.93
Deposits, unearned proceeds, lands, etc., General Land Office.....		9,991.43
Deposit to Klamath and Modoc tribes and Yahooskin Band of Snake Indians, judgment fund.....		2237,263.14
Deposit to Shoshone Indians, Wind River Reservation, Wyo., judgment fund.....		5,598,635.43
Deposit to Creek Nation of Indians, judgment fund.....		4,599,987.02
Deposits to sundry accounts, compensation 4 percent fund.....		302,997.40
Indian moneys:		253,960.66
Proceeds of labor, act June 13, 1930.....		1,537,429.19
Proceeds of labor, agencies, schools, etc.....		340,727.63
Proceeds of sales and leases of Indian lands, etc.....		3,576,779.42
Deposits, leases, etc., Annette Islands Reserve, Alaska.....		103,209.73

Footnotes at end of table.

TABLE 1.—Details of receipts, by sources and accounts, for the fiscal year 1939—Con.

Source	General and special accounts	Trust accounts
NONREVENUE—continued		
Miscellaneous—Continued.		
Trust accounts—Continued.		
Contributions of funds for Indian projects.....		\$2,000.00
Proceeds of licenses under Federal Water Power Act from Indian reservations, act June 10, 1920.....		26,895.36
Funds contributed for improvement of roads, bridges, and related works, Alaska.....		285,079.95
Contributions to reclamation fund.....		287,839.69
Donations, National Park Service, for lands, etc.....		53,934.76
Contributions, grazing districts.....		54,426.85
Interest on endowment fund, preservation of birthplace of Abraham Lincoln.....		2,040.00
Deposits of commissary funds, Federal prisons.....		306,472.57
Deposits of funds of Federal prisoners.....		578,307.15
Deposits of collections, clerks of United States district courts.....		2,011,958.90
Deposits of collections, United States marshals.....		396,210.34
Deposits of collections, clerks of United States Circuit Courts of Appeals.....		325,835.69
Deposits of collections, Clerk of United States Court of Appeals for the District of Columbia.....		32,584.20
Deposits, unearned immigration (registry) fees, Department of Labor.....		52,389.90
Deposits, unearned naturalization fees, Department of Labor.....		315,216.55
Deposits, unearned immigration (reentry) permit fees, Department of Labor.....		2,340.78
Deposits to secure payment of fines and passage money, Immigration and Naturalization Service.....		41,129.32
Funds advanced to United States Employment Service by District Unemployment Compensation Board.....		183,502.14
Naval fines and forfeitures.....		287,409.33
Naval hospital fund.....		1,317,065.48
Profit from sale of ships' stores, Navy.....		303,960.21
Pay of the Navy, deposit fund.....		180,846.90
Pay of the Marine Corps, deposit fund.....		170,301.09
Proceeds, civic fund, naval reservation, Olongapo.....		33,873.43
Contributions to United States Naval Academy Museum fund.....		50,000.00
Deposits, unearned passport and application fees, Department of State.....		208,669.31
Estates of decedents.....		232.59
Settlement of claims, Special Claims Commission, under article 2 of convention, Apr. 24, 1934, between the United States and Mexico.....		534,480.20
Settlement of claims, Special Claims Commission, under article 1 of agreement, Oct. 25, 1934, between the United States and Turkey.....		100,000.00
Deposit of Chinese indemnity in settlement of claims growing out of bombing of Steamship <i>President Hoover</i>		264,887.47
Funds due J. R. Blades.....		1.00
Deposits of personal funds and earnings of inmates, Narcotic Farm, Public Health Service.....		49,668.89
Unclaimed moneys of individuals whose whereabouts are unknown.....		18,193.51
Deposits of unclaimed moneys of individuals whose whereabouts are known.....		1,972.81
Contributions and interest on investments, National Institute of Health, conditional gift fund.....		13,527.50
Internal Revenue, Puerto Rico collections.....		15,294.23
Internal Revenue, coconut oil tax, Philippine Islands.....		18,934,691.16
Internal Revenue, Philippine Islands, collections.....		554,592.10
Customs duties, Philippine Islands.....		3,164.18
Pay of the Army, deposit fund.....		1,680,041.74
Soldiers' Home permanent fund.....		899,811.71
Proceeds from estates of deceased soldiers.....		66,576.33
Proceeds from estates of deceased Regular Army reserves.....		32.06
Proceeds from estates of mentally incompetent soldiers.....		3,620.70
Interest on investments, bequest of Maj. Gen. Fred C. Ainsworth to Walter Reed General Hospital.....		278.88
Contributions for river and harbor improvements.....		764,920.00
Advance of funds for river and harbor improvements.....		172,000.00
Contributions of funds for flood control.....		1,253,493.07
Contributions for sewerage system, etc., Fort Monroe, Va.....		18,465.11
Other trust accounts.....		5,803.13
Total trust accounts, exclusive of the District of Columbia.....		222,010,934.63

Footnotes at end of table.

TABLE 1.—Details of receipts, by sources and accounts, for the fiscal year 1939—Con.

Source	General and special accounts	Trust accounts
NONREVENUE—continued		
Miscellaneous—Continued.		
Trust accounts—Continued.		
District of Columbia:		
Revenue receipts:		
District of Columbia share.....		\$36,343,015.44
United States share.....	(4)	
Nonrevenue receipts:		
District of Columbia share.....		15,848,902.49
Total District of Columbia receipts.....		\$ 52,191,917.93
Total nonrevenue receipts.....	\$43,223,333.68	274,202,852.56
Total miscellaneous revenue receipts.....	143,245,133.92	
Total miscellaneous revenue and nonrevenue receipts, including Panama Canal and sales of public lands, warrants-issued basis.....	186,468,467.60	274,202,852.56
Adjustment to basis of daily Treasury statements (unrevised).....	1,297,000.09	876,508.75
Total miscellaneous revenue and nonrevenue receipts, including Panama Canal and sales of public lands, cash basis.....	187,765,467.69	273,326,343.83
Total receipts, warrants-issued basis:		
Revenue receipts.....	5,624,744,616.51	
Nonrevenue receipts.....	43,223,333.68	274,202,852.56
	5,667,967,950.19	274,202,852.56
Increment resulting from reduction in the weight of the gold dollar.....		482,194.20
Seigniorage ¹		90,267,427.02
Old-age reserve account (interest on investments).....		26,951,054.81
Railroad retirement account (interest on investments).....		2,201,876.72
Total receipts, warrants-issued basis.....	5,667,967,950.19	394,105,405.31
Add moneys received in fiscal year 1939, but not covered by warrant.....		14,565.00
Transfers from General Fund:		
Civil service retirement fund (United States and District of Columbia share).....		75,086,760.00
Foreign service retirement fund (United States share).....		187,600.00
Canal Zone retirement fund (United States share).....		500,000.00
Alaska Railroad retirement fund (United States share).....		175,000.00
Old-age reserve account.....		503,000,000.00
Railroad retirement account.....		107,093,692.13
	5,667,967,950.19	1,080,163,022.44
Unemployment trust fund.....		836,946,086.69
	5,667,967,950.19	1,917,109,109.13
Adjustment to basis of daily Treasury statements (unrevised).....	144,324.60	252,874.67
Total receipts on basis of daily Treasury statements (unrevised).....	5,667,823,625.59	1,917,361,983.80

¹ Items of this character represent cash receipts credited to appropriation.² Debit item, deduct.³ See trust accounts following.⁴ The item of \$152,668.96, United States revenue, is shown under revenue receipts, p. 317.⁵ Exclusive of \$152,636.96 referred to in note 4.⁶ Represents seigniorage resulting from the issuance of silver certificates equal to the cost of the silver acquired under the Silver Purchase Act of 1934 and the amount returned for the silver received under the President's proclamation dated Aug. 9, 1934.

NOTE.—Excess credits and adjustments in italics to be deducted.

TABLE 2.—*Details of expenditures, by organization units and accounts, for the fiscal year 1939*

[Details on basis of checks issued, totals adjusted to daily Treasury statements (unrevised), see p.311. For explanation of accounts, see p. 312]

Organization unit	General and special accounts	Recovery and relief accounts	Total, general, special, recovery, and relief accounts	Trust accounts
LEGISLATIVE				
U. S. Senate.....	\$3, 712, 013. 67		\$3, 712, 013. 67	
House of Representatives.....	8, 633, 157. 98		8, 633, 157. 98	
Legislative, miscellaneous.....	4, 000. 00		4, 000. 00	
Architect of the Capitol.....	3, 263, 330. 80	\$38, 692. 54	3, 302, 023. 34	\$83. 66
Botanic Garden.....	106, 295. 84		106, 295. 84	
Library of Congress.....	2, 803, 669. 64	135, 000. 06	2, 938, 669. 70	193, 174. 67
Government Printing Office.....	3, 307, 024. 14		3, 307, 024. 14	568, 908. 02
Total, legislative, checks-issued basis.....	21, 829, 492. 07	173, 692. 60	22, 003, 184. 67	762, 166. 35
Adjustment between checks issued and cash expenditures.....	114, 152. 05	1, 993. 76	116, 145. 81	
Total, legislative, cash basis.....	21, 943, 644. 12	175, 686. 36	22, 119, 330. 48	(1)
EXECUTIVE OFFICE				
Executive Office, checks-issued basis.....	446, 808. 77		446, 808. 77	
Adjustment between checks issued and cash expenditures.....	432. 30		432. 30	
Total, Executive Office, cash basis.....	447, 241. 07		447, 241. 07	
INDEPENDENT OFFICES				
Alley Dwelling Authority.....		(2)		
American Battle Monuments Commission.....	140, 267. 44		140, 267. 44	
Board of Tax Appeals.....	534, 770. 05		534, 770. 05	5, 705. 25
California Pacific International Exposition.....	121. 84		121. 84	
Chicago World's Fair Centennial celebration.....	234. 98		234. 98	
Central Statistical Board.....	127, 180. 99	3. 00	127, 177. 99	
Census of partial employment, unemployment, and occupations.....		85, 057. 44	85, 057. 44	
Civil Aeronautics Authority.....	(3)	(3)		
Civil Service Commission.....	3, 177, 547. 03		3, 177, 547. 03	58, 575, 558. 27
Civilian Conservation Corps.....	(3)	(3)		
Employees' Compensation Commission.....	4, 855, 742. 12	9, 115, 581. 23	13, 971, 323. 35	20, 864. 77
Export-Import Bank of Washington.....		(3)		
Farm Credit Administration.....	(3)	(3)		
Federal Civil Works Administration.....	(3)	(3)		
Federal Communications Commission.....	1, 778, 755. 49		1, 778, 755. 49	7, 785. 42
Federal Coordinator of Transportation.....	35. 20		35. 20	
Federal Deposit Insurance Corporation.....	1, 559. 95		1, 559. 95	
Federal Emergency Administration of Public Works.....	(3)	(3)		
Federal emergency housing.....		(3)		
Federal Emergency Relief Administration.....	(3)	(3)		
Federal Home Loan Bank Board.....	1, 120, 532. 49	(3)	1, 120, 532. 49	2, 173. 46
Federal Housing Administration.....	(3)	(3)		
Federal Power Commission.....	1, 867, 784. 36	30, 796. 21	1, 893, 580. 57	890. 23
Federal Prison Industries, Inc.....	843, 082. 29		843, 082. 29	
Federal Reserve Board.....	56. 21		56. 21	
Federal Surplus Commodities Corporation.....		(3)		
Federal Trade Commission.....	2, 175, 730. 80		2, 175, 730. 80	213. 40
General Accounting Office.....	5, 287, 907. 77	4, 319, 857. 78	9, 607, 765. 55	5, 276. 28
George Washington Bicentennial Commission.....	18, 705. 88		18, 705. 88	
Golden Gate International Exposition.....	1, 089, 628. 53		1, 089, 628. 53	

Footnotes at end of table.

TABLE 2.—Details of expenditures, by organization units and accounts, for the fiscal year 1939—Continued

Organization unit	General and special accounts	Recovery and relief accounts	Total, general, special, recovery, and relief accounts	Trust accounts
INDEPENDENT OFFICES—continued				
Great Lakes Exposition	\$1,365.28		\$1,365.28	
Greater Texas and Pan American Exposition	1,145.04		1,145.04	
Home Owners' Loan Corporation	(6)			
Interstate Commerce Commission	8,433,889.42		8,433,889.42	\$186.64
Maritime Labor Board	81,506.39		81,506.39	
Mount Rushmore National Memorial Commission	143,887.04		143,887.04	
National Advisory Committee for Aeronautics	2,248,890.31	\$165.80	2,249,055.31	1,144.08
National Archives	809,745.99		809,745.99	87.67
National Capital Park and Planning Commission	631,879.08		631,879.08	
National Emergency Council		804,838.03	804,838.03	
National Industrial Recovery Administration	(3)	(3)		
National Labor Relations Board	2,859,609.12	11.37	2,859,620.49	1,060.85
National Mediation Board	407,250.37		407,250.37	
National Resources Committee	56.83	723,459.75	723,516.58	
New York World's Fair	2,353,508.96		2,353,508.96	
Northwest Territory Celebration Commission	26,799.69		26,799.69	13,588.14
Office of Special Adviser to the President on Foreign Trade	84.06		84.06	
Pan-American Exposition	49,613.37		49,613.37	
Prison Industries Reorganization Administration		5,701.76	5,701.76	
Railroad Administration and Transportation Act	22,289.47		22,289.47	
Railroad Retirement Board	(3)			(3)
Rural Electrification Administration	(3)	(3)		
Securities and Exchange Commission	4,722,251.66		4,722,251.66	36,838.27
Smithsonian Institution	1,274,519.15		1,274,519.15	
Social Security Board	(8)			
Temporary National Economic Committee	520,915.22		520,915.22	
Thomas Jefferson Memorial Commission	372,165.83		372,165.83	
Tennessee Valley Authority	(3)			
Texas Centennial Exposition	8,358.96		8,358.96	
U. S. Constitution Sesquicentennial Commission	88,019.30		88,019.30	
U. S. Maritime Commission	(3)			
U. S. Supreme Court Building Commission	9,300.39		9,300.39	
U. S. Tariff Commission	928,326.67		928,326.67	1.20
Veterans' Administration	(8)	(3)		
War Finance Corporation	16,240.38		16,240.38	
Welfare and Recreational Association of Public Buildings and Grounds				2,742,427.62
Works Progress Administration	(3)	(3)		
Miscellaneous commissions, boards, etc.				
Charles Carroll of Carrollton Bicentenary Commission	2,094.90		2,094.90	
Operations under Mineral Act of Oct. 5, 1918	146,187.55		146,187.55	
Protection of interests of United States in leases on oil lands in former naval reserves	25,412.90		25,412.90	
Other	47,721.00		47,721.00	
Special deposit accounts				30.50
Subtotal, above independent offices, checks-issued basis	47,566,157.07	15,085,465.57	62,651,622.64	61,398,827.91
Adjustment between checks issued and cash expenditures	59,867.88	2,006,849.81	2,066,717.69	
Subtotal, above independent offices, cash basis	47,626,024.95	17,092,315.38	64,718,340.33	(1)

Footnotes at end of table.

TABLE 2.—Details of expenditures, by organization units and accounts, for the fiscal year 1939—Continued

Organization unit	General and special accounts	Recovery and relief accounts	Total, general, special, recovery, and relief accounts	Trust accounts
INDEPENDENT OFFICES—continued				
<i>Social Security Board</i> ^a				
Administrative expenses.....	\$19,994,728.15		\$19,994,728.15	
Grants to States.....	305,710,568.64		305,710,568.64	
Special deposit account.....				\$45,367.03
Subtotal, checks-issued basis.....	325,705,296.79		325,705,296.79	45,367.03
Adjustment between checks issued and cash expenditures.....	777,901.76		777,901.76	
Subtotal, cash basis.....	324,927,395.03		324,927,395.03	(1)
<i>Veterans' Administration</i>				
Salaries and expenses.....	87,805,250.04		87,805,250.04	
Administrative expenses, Adjusted Compensation Payment Act, 1936, Veterans' Administration.....	1,045.26		1,045.26	
Adjusted service and dependent pay.....	1,185,025.62		1,185,025.62	
Hospital and domiciliary facilities and services.....	6,603,712.24		6,603,712.24	
Military and naval compensation.....	19,579.92		19,579.92	
Military and naval insurance.....	39,060,528.03		39,060,528.03	
Emergency relief, Veterans' Administration.....		\$767,668.38	767,668.38	
National Industrial Recovery, Veterans' Administration.....		5.00	5.00	
Public Works Administration, act of 1938.....		4,354,999.21	4,354,999.21	
Printing and binding.....	121,279.07		121,279.07	
Army and Navy pensions.....	416,720,950.76		416,720,950.76	
Private relief acts.....	1,992.27		1,992.27	
Miscellaneous items.....	7,401.25		7,401.25	2,254,326.60
Special deposit accounts.....				175,800.04
Subtotal, Veterans' Administration, exclusive of adjusted service certificate fund and Government life insurance fund, checks-issued basis.....	551,487,604.62	5,122,672.59	556,610,277.21	2,430,126.64
Adjustment between checks issued and cash expenditures.....	426,404.19	34,040.70	460,444.89	
Subtotal, Veterans' Administration, exclusive of adjusted service certificate fund and Government life insurance fund, cash basis.....	551,914,008.81	5,156,713.29	557,070,722.10	(1)
Adjusted service certificate fund.....				1,084,577.61
Government life insurance fund.....				91,190,537.92
Subtotal, checks-issued basis.....				92,275,115.53
Adjustment between checks issued and cash expenditures.....				51,888.01
Subtotal, cash basis.....				92,223,227.52
Total, Veterans' Administration, cash basis.....	551,914,008.81	5,156,713.29	557,070,722.10	(1)
<i>Other independent offices</i>				
Civil Aeronautics Authority.....	13,764,637.74	1,236,891.66	15,001,529.40	37,927.58
Civilian Conservation Corps.....	290,390,397.14	88,290.52	290,478,687.66	2,948,540.35
Export-Import Bank of Washington.....	84.02	3,295.88	3,379.90	
Farm Credit Administration.....	3,459,632.99		3,459,632.99	2,180,039.88
Federal Civil Works Administration.....	15,231.63	2,753.25	12,478.38	
Federal Emergency Administration of Public Works:				
Administrative expenses.....	4,818.41	23,323,705.18	23,328,523.59	3,131.51
Federal emergency housing.....		67,540.19	67,540.19	394,837.56
Federal Emergency Relief Administration.....	14.91	1,150,220.55	1,150,235.46	
Federal Housing Administration.....		12,119,893.38	12,119,893.38	44,090.08

Footnotes at end of table.

TABLE 2.—Details of expenditures, by organization units and accounts, for the fiscal year 1939—Continued

Organization unit	General and special accounts	Recovery and relief accounts	Total, general, special, recovery, and relief accounts	Trust accounts
INDEPENDENT OFFICES—continued				
<i>Other independent offices—Con.</i>				
National Industrial Recovery Administration	\$212.20	\$172.37	\$39.83	
Railroad Retirement Board	3,558,362.34		3,558,362.34	\$522,680.13
Rural Electrification Administration	37,556,098.79	1,028,065.58	38,584,164.37	58,604.01
Savings and loan promotion, Federal Home Loan Bank Board		7.89	7.89	
Tennessee Valley Authority	41,288,062.85		41,288,062.85	
U. S. Maritime Commission	42,975,237.81		42,975,237.81	3,418,477.66
U. S. Shipping Board Bureau				
Works Progress Administration	68,203.88	2,232,342,312.15	2,232,410,516.03	1,013,580.05
Public Works Administration, act June 21, 1938:				
Grants		285,809,272.30	285,809,272.30	
Loans		18,740,571.72	18,740,571.72	
Subtotal, other independent offices, checks-issued basis	433,080,994.71	2,575,907,141.38	3,008,988,136.09	539,369.95
Adjustments between checks issued and cash expenditures	446,057.08	16,621,518.70	17,067,575.78	
Subtotal, other independent offices, cash basis	432,634,937.63	2,559,285,622.68	2,991,920,560.31	(1)
<i>Revolving funds</i>				
Emergency relief, Farm Credit Administration, emergency crop loans		592.83	592.83	
Farmers' crop production and harvesting loans		576,966.51	576,966.51	
Loans and grants to States, municipalities, railroads, etc.		97,413,189.75	97,413,189.75	
Loans and relief in stricken agricultural areas (transfer to Farm Credit Administration)		2,165,653.51	2,165,653.51	
Subtotal, checks-issued basis		94,670,176.90	94,670,176.90	
Adjustments between checks issued and cash expenditures		3,346,676.04	3,346,676.04	
Subtotal, cash basis		98,016,852.94	98,016,852.94	(1)
<i>Transfers to trust accounts</i>				
Old-age reserve account	(10)			
Railroad retirement account	107,093,692.13		107,093,692.13	
Government employees' retirement funds (United States share):				
Alaska Railroad retirement fund	175,000.00		175,000.00	
Civil Service retirement and disability fund	74,244,000.00		74,244,000.00	
Canal Zone retirement fund	500,000.00		500,000.00	
Foreign service retirement fund	(11)			
Subtotal, checks-issued basis	182,012,692.13		182,012,692.13	
Adjustment between checks issued and cash expenditures	3,720.69		3,720.69	
Subtotal, cash basis	182,016,412.82		182,016,412.82	(1)
Total, independent offices, cash basis	1,539,118,779.24	2,679,551,504.29	4,218,670,283.53	(1)
DEPARTMENT OF AGRICULTURE				
Office of the Secretary	815,568.69	2,184,609.96	3,000,178.65	
Office of the Solicitor	217,383.61		217,383.61	
Office of Information	1,258,063.20		1,258,063.20	
Library, Department of Agriculture	106,000.46		106,000.46	
Federal Surplus Commodities Corporation		(1)		22,788.22

Footnotes at end of table.

TABLE 2.—Details of expenditures, by organization units and accounts, for the fiscal year 1939—Continued

Organization unit	General and special accounts	Recovery and relief accounts	Total, general, special, recovery, and relief accounts	Trust accounts
DEPARTMENT OF AGRICULTURE—con.				
Office of Experiment Stations	\$6,763,965.15		\$6,763,965.15	
Special research fund	1,368,694.36		1,368,694.36	
Extension Service	18,690,451.63		18,690,451.63	
Weather Bureau	4,923,538.33		4,923,538.33	
Bureau of Animal Industry	16,667,262.44	\$916.69	16,668,179.13	
Bureau of Dairy Industry	679,504.06		679,504.06	
Bureau of Plant Industry	4,758,024.30		4,758,024.30	
Forest Service	24,376,283.81	7,485,378.14	31,861,661.95	\$963,292.56
Bureau of Chemistry and Soils	1,387,038.51		1,387,038.51	
Bureau of Entomology and Plant Quarantine	8,915,403.68	7,536,506.99	16,451,910.67	
Bureau of Biological Survey	2,835,458.75	2,095,592.31	4,931,051.06	
Bureau of Agricultural Economics	6,323,583.76	145,393.51	6,468,977.27	
Bureau of Agricultural Engineering	492,439.07	18,983.13	511,422.20	
Bureau of Home Economics	296,063.99	586,966.49	883,030.48	
Enforcement of the Commodity Exchange Act	619,754.58		619,754.58	
Food and Drug Administration	2,235,342.28		2,235,342.28	2,155.08
Soil Conservation Service	22,845,559.97	11,476,625.71	34,322,185.68	
Agriculture, miscellaneous	668,701.46	1,596,774.43	2,265,475.89	107,103.57
Private relief acts	367,546.80		367,546.80	
Special deposit accounts				1,196,471.27
Total, Agriculture, departmental, checks-issued basis	127,611,632.89	33,127,747.36	160,739,380.25	41,131.84
Adjustment between checks issued and cash expenditures	1,119,886.36	514,190.80	1,634,076.66	
Total, Agriculture, departmental, cash basis	126,491,746.53	32,613,617.06	159,105,363.59	(1)
Public highways:				
Federal-aid highway system and secondary feeder roads	139,068,594.35		139,068,594.35	
Forest roads and trails	13,016,146.35		13,016,146.35	
Cooperative construction of rural post roads	984,080.74		984,080.74	
Public-lands highways	1,685,706.29		1,685,706.29	
National Industrial Recovery		2,053,323.23	2,053,323.23	
Elimination of grade crossings, etc.	20,976,659.58	28,389,931.88	49,366,591.46	
Highway funds (statutory allocation)		1,752,132.82	1,752,132.82	
Emergency appropriations		1,947,692.18	1,947,692.18	
Total, public highways, checks-issued basis	175,731,187.31	34,143,080.11	209,874,267.42	
Adjustment between checks issued and cash expenditures	1,056,046.73	6,413,869.72	5,357,822.99	
Total, public highways, cash basis	176,787,234.04	27,729,210.39	204,516,444.43	
Farm Security Administration:				
Farm Security Administration	5,425.04	181,212,952.98	181,218,378.02	4,227,234.93
Special deposit accounts				1,756,453.00
Total, Farm Security Administration, checks-issued basis	5,425.04	181,212,952.98	181,218,378.02	2,470,781.93
Adjustment between checks issued and cash expenditures	5,425.04	2,409,898.13	2,404,473.09	
Total, Farm Security Administration, cash basis		183,622,851.11	183,622,851.11	(1)
Farm Tenant and Rehabilitation Act:				
Loans	21,058,137.28		21,058,137.28	
Other	6,346,589.08		6,346,589.08	
Total, Farm Tenant and Rehabilitation Act, checks-issued basis	27,404,726.36		27,404,726.36	
Adjustment between checks issued and cash expenditures	770,331.11		770,331.11	
Total, Farm Tenant and Rehabilitation Act, cash basis	26,634,395.25		26,634,395.25	
Footnotes at end of table.				

TABLE 2.—Details of expenditures, by organization units and accounts, for the fiscal year 1939—Continued

Organization unit	General and special accounts	Recovery and relief accounts	Total, general, special, recovery, and relief accounts	Trust accounts
DEPARTMENT OF AGRICULTURE—CON.				
Agricultural Adjustment program:				
Salaries and general expenses	\$1, 507, 950. 50		\$1, 507, 950. 50	
Advances to Agricultural Adjustment Administration	108, 461. 92		108, 461. 92	
Administration of the Sugar Act of 1937	61, 929, 909. 34		61, 929, 909. 34	
Agricultural Adjustment Administration (act Aug. 24, 1935):				
Exportation and domestic consumption of agricultural commodities	210, 579, 151. 11		210, 579, 151. 11	
Agricultural contract adjustments:				
Payments for agricultural adjustments	417, 941. 72		417, 941. 72	
Elimination of diseased cattle, Department of Agriculture	2, 730, 433. 28		2, 730, 433. 28	
Refunding processing tax on farm products	(12)			
Retirement of cotton pool participation trust certificates	1, 238, 348. 03		1, 238, 348. 03	
Return of advances for processing taxes				\$16, 329. 24
National Industrial Recovery, Agricultural Adjustment Administration, National Recovery Administration, codes		\$521. 02	521. 02	
Emergency relief, Agricultural Adjustment Administration		110, 810. 61	110, 810. 61	
National Industrial Recovery	58. 72	4, 569. 15	4, 510. 43	
Soil Conservation and Domestic Allotment Act, conservation and use of agricultural land resources	476, 850, 969. 80		476, 850, 969. 80	
Federal Crop Insurance Act:				
Administrative expenses	3, 401, 358. 13		3, 401, 358. 13	
Subscription to capital stock of Federal Crop Insurance Corporation	5, 000, 000. 00		5, 000, 000. 00	
Administration of Price Adjustment Act of 1938	23, 167, 187. 25		23, 167, 187. 25	
Total, Agricultural Adjustment program, checks-issued basis	786, 714, 845. 96	106, 762. 48	786, 821, 608. 44	16, 329. 24
Adjustment between checks issued and cash expenditures	117, 893. 26	106, 762. 48	224, 155. 74	
Total, Agricultural Adjustment program, cash basis	786, 597, 452. 70		786, 597, 452. 70	(1)
Refund of receipts: Refunding processing tax on farm products, checks-issued basis	1, 724. 12		1, 724. 12	
Adjustment between checks issued and cash expenditures	1, 724. 12		1, 724. 12	
Subtotal, cash basis	(13)			
Department of Agriculture—relief:				
Loans and relief in stricken agricultural areas, checks-issued basis		63. 48	63. 48	
Adjustment between checks issued and cash expenditures		2, 151. 33	2, 151. 33	
Subtotal, Department of Agriculture—relief, cash basis		2, 087. 85	2, 087. 85	
Total, Department of Agriculture, cash basis	1, 116, 510, 828. 52	243, 067, 766. 41	1, 360, 478, 594. 93	(1)

Footnotes at end of table.

TABLE 2.—*Details of expenditures, by organization units and accounts, for the fiscal year 1939—Continued*

Organization unit	General and special accounts	Recovery and relief accounts	Total, general, special, recovery, and relief accounts	Trust accounts
DEPARTMENT OF COMMERCE				
Office of the Secretary.....	\$1, 473, 799. 44	\$493. 57	\$1, 474, 293. 01	-----
Bureau of Air Commerce.....	1, 999, 794. 30	37, 250. 92	2, 037, 045. 22	-----
Bureau of Foreign and Domestic Commerce.....	3, 094, 753. 71	-----	3, 094, 753. 71	\$6, 773. 38
Bureau of Census.....	¹⁴ 2, 005, 032. 44	31, 548. 21	2, 036, 580. 65	5, 450. 75
Bureau of Marine Inspection and Navigation.....	2, 636, 493. 00	-----	2, 636, 493. 00	18, 117. 26
National Bureau of Standards.....	2, 090, 098. 57	-----	2, 090, 098. 57	-----
Bureau of Lighthouses.....	11, 689, 481. 57	2, 312, 718. 53	14, 002, 200. 10	-----
Coast and Geodetic Survey.....	2, 315, 471. 39	849, 594. 11	3, 165, 065. 50	-----
Bureau of Fisheries.....	2, 021, 075. 42	1, 493, 117. 55	3, 514, 192. 97	69, 237. 95
Patent Office.....	4, 713, 746. 06	-----	4, 713, 746. 06	17, 320. 90
Private relief acts.....	3, 188. 88	-----	3, 188. 88	-----
Commerce, miscellaneous.....	6, 183. 06	-----	6, 183. 06	-----
Special deposit accounts.....	7, 328. 23	-----	7, 328. 23	148, 080. 81
Total, Commerce, departmental, checks-issued basis.....	34, 056, 446. 07	4, 724, 722. 89	38, 781, 168. 96	28, 180. 67
Adjustment between checks issued and cash expenditures.....	640, 525. 73	92, 069. 67	732, 595. 40	-----
Total, Commerce, departmental, cash basis.....	34, 696, 971. 80	4, 816, 792. 56	39, 513, 764. 36	(1)
Social Security Act: ¹⁵ Administrative expenses, checks-issued basis.....	84, 362. 87	-----	84, 362. 87	-----
Adjustment between checks issued and cash expenditures.....	3, 294. 95	-----	3, 294. 95	-----
Subtotal, cash basis.....	81, 067. 92	-----	81, 067. 92	-----
Total, Department of Commerce, cash basis.....	34, 778, 039. 72	4, 816, 792. 56	39, 594, 832. 28	(1)
DEPARTMENT OF THE INTERIOR				
Office of the Secretary.....	3, 103, 895. 92	584, 633. 55	3, 688, 529. 47	2, 692. 22
Division of Geographic Names. ¹⁶	-----	-----	-----	-----
Division of Investigation. ¹⁶	-----	-----	-----	-----
Division of Grazing. ¹⁶	-----	-----	-----	-----
U. S. Geographic Board. ¹⁶	-----	-----	-----	-----
Division of Territories and Island Possessions. ¹⁶	-----	-----	-----	-----
Petroleum Conservation Division. ¹⁶	-----	-----	-----	-----
Puerto Rican Hurricane Relief Commission. ¹⁶	-----	-----	-----	-----
Bonneville project.....	1, 687, 930. 25	3, 361, 470. 16	5, 049, 400. 41	-----
Commission of Fine Arts.....	9, 925. 60	-----	9, 925. 60	-----
George Rogers Clark Sesquicentennial Commission.....	11, 198. 14	-----	11, 198. 14	-----
Mount Rushmore National Memorial Commission.....	(17)	-----	-----	-----
National Bituminous Coal Commission.....	3, 415, 199. 85	-----	3, 415, 199. 85	-----
Perry's Victory Memorial Commission.....	7, 480. 84	-----	7, 480. 84	-----
United States Housing Authority. ¹⁸	-----	-----	-----	-----
War Minerals Relief Commission.....	28, 273. 10	-----	28, 273. 10	-----
General Land Office.....	5, 141, 597. 13	17, 839. 73	5, 159, 436. 86	111, 703. 25
Reclamation projects. ¹⁸	-----	-----	-----	-----
Geological Survey.....	3, 121, 259. 87	2, 004, 973. 31	5, 126, 233. 18	-----
Bureau of Mines.....	2, 855, 904. 43	99, 129. 47	2, 955, 033. 90	-----
National Park Service.....	21, 347, 628. 39	20, 462, 325. 11	41, 809, 953. 50	348, 189. 52
Arlington Memorial Bridge Commission. ¹⁹	-----	-----	-----	-----
Public Buildings Commission. ¹⁹	-----	-----	-----	-----
Public Buildings and Public Parks of the National Capital. ¹⁹	-----	-----	-----	-----
National Cemeteries. ¹⁹	-----	-----	-----	-----
National Military Parks. ¹⁹	-----	-----	-----	-----
Office of Education.....	27, 153, 794. 20	576, 948. 54	27, 730, 742. 74	-----
Government in the Territories.....	4, 309, 065. 40	955, 627. 67	5, 264, 693. 07	146, 338. 12
Puerto Rico Reconstruction Administration.....	86. 00	13, 230, 024. 63	13, 230, 110. 63	-----

Footnotes at end of table.

TABLE 2.—Details of expenditures, by organization units and accounts, for the fiscal year 1939—Continued.

Organization unit	General and special accounts	Recovery and relief accounts	Total, general, special, recovery, and relief accounts	Trust accounts
DEPARTMENT OF THE INTERIOR—continued				
Beneficiaries.....	\$2,323,059.10	\$500,909.39	\$2,823,968.49	\$162,875.84
Private relief acts.....	19,831.24		19,831.24	
Interior, civil, miscellaneous.....	117,160.41		117,160.41	
Special deposit accounts.....				405,335.85
Indian Affairs:				
Salaries and general expenses.....	1,949,242.36	63,038.76	2,012,281.12	
Education.....	10,071,711.49		10,071,711.49	
General support and administration.....	2,719,180.23	460.13	2,719,640.36	69,473.68
Miscellaneous expenses of Indian Service.....	28,133,087.95	3,650,898.79	31,783,986.74	
Interest on Indian tribal funds.....	376,551.19		376,551.19	
Tribal funds.....				6,256,647.99
Special deposit accounts.....				1,141,186.89
Total, Interior, departmental, including Indian Affairs, but excluding Reclamation Service and United States Housing Authority, checks-issued basis.....	117,903,063.09	45,508,279.24	163,411,342.33	5,551,397.88
Adjustment between checks issued and cash expenditures.....	621,436.11	673,061.66	51,625.45	
Total, Interior, departmental, including Indian Affairs, but excluding Reclamation Service and United States Housing Authority, cash basis.....	118,524,499.20	44,835,217.68	163,359,716.88	
Bureau of Reclamation (projects).....	50,220,492.64	28,967,892.51	79,188,385.15	527,331.01
United States Housing Authority.....	3,487,568.33	4,988,844.75	8,476,413.08	
Subtotal, checks-issued basis.....	53,708,060.97	33,956,737.26	87,664,798.23	527,331.01
Adjustment between checks issued and cash expenditures.....	194,684.71	488,546.20	293,961.49	
Subtotal, cash basis.....	53,513,476.26	34,445,283.46	87,958,759.72	
Total, Department of the Interior, cash basis.....	172,037,975.46	79,280,501.14	251,318,476.60	(1)
DEPARTMENT OF JUSTICE				
Office of the Attorney General:				
Salaries and expenses.....	3,393,588.24		3,393,588.24	
Miscellaneous objects.....	1,206,179.68	3,529.07	1,209,708.75	
Bureau of Prisons, salaries and expenses.....	242,183.26		242,183.26	
Federal Bureau of Investigation.....	6,628,883.15		6,628,883.15	
Bureau of Prohibition.....	535.66		535.66	
Tax and Penalties Unit.....	13.03		13.03	
Veterans' Insurance Litigation.....	488,271.36		488,271.36	
Alien Property Custodian.....				12.12
Alien Property Custodian (special deposit account).....				16,504,279.46
The Judiciary:				
Salaries and expenses, U. S. Supreme Court.....	521,669.70		521,669.70	
Salaries and expenses of judges.....	2,717,285.80		2,717,285.80	
U. S. Court for District of Columbia.....	26,433.02		26,433.02	
Fees and other collections, clerks of United States Circuit Court of Appeals.....				3,270,576.89
U. S. Court of Customs and Patent Appeals.....	109,722.14		109,722.14	
United States Customs Court.....	243,556.21		243,556.21	
Court of Claims.....	229,578.17		229,578.17	
Territorial courts.....	103,625.00		103,625.00	
Panama Canal Zone, salaries, District Court.....	45,456.15		45,456.15	

Footnotes at end of table.

TABLE 2.—Details of expenditures, by organization units and accounts, for the fiscal year 1939—Continued

Organization unit	General and special accounts	Recovery and relief accounts	Total, general, special, recovery, and relief accounts	Trust accounts
DEPARTMENT OF JUSTICE—CON.				
The Judiciary—Continued.				
United States Court for China, salaries and expenses.....	\$46,803.32		\$46,803.32	
Expenses, etc., United States courts.....	14,780,968.07		14,780,968.07	
Judicial, miscellaneous.....	20.05		20.05	
Private relief acts.....	62,582.42		62,582.42	
Special deposit accounts.....	<i>210,885.15</i>		<i>210,885.15</i>	\$400,589.05
Penal and correctional institutions.....	13,127,979.59	\$6,117,392.59	19,245,372.18	859,875.50
Total, Department of Justice, checks-issued basis.....	43,764,448.87	6,120,921.66	49,885,370.53	11,973,250.14
Adjustment between checks issued and cash expenditures.....	<i>363,853.63</i>	<i>847,613.43</i>	<i>1,216,467.06</i>	
Total, Department of Justice, cash basis.....	43,395,595.24	5,273,308.23	48,668,903.47	(1)
DEPARTMENT OF LABOR				
Office of the Secretary.....	2,223,612.69	8,442.84	2,232,055.53	
Wage and Hour Division.....	1,044,165.71		1,044,165.71	
Bureau of Labor Statistics.....	816,174.88	962,973.01	1,779,147.89	
Immigration and Naturalization Service.....	9,780,821.02	2,891.29	9,777,929.73	84,116.24
Children's Bureau.....	394,023.38		394,023.38	
Women's Bureau.....	144,902.61		144,902.61	
U. S. Employment Service.....	4,394,883.41	1,241,374.62	5,636,258.03	171,333.64
Textile Labor Relations Board.....		24.03	24.03	
Labor, miscellaneous.....	43,420.97		43,420.97	10,192.88
Total, Labor, departmental, checks-issued basis.....	18,842,004.67	2,209,923.21	21,051,927.88	265,642.76
Adjustment between checks issued and cash expenditures.....	2,666.83	65,810.12	68,476.95	
Total, Labor, departmental, cash basis.....	18,844,671.50	2,275,733.33	21,120,404.83	
Social Security Act: ¹³				
Administrative expenses.....	317,187.37		317,187.37	
Grants to States.....	8,289,637.40		8,289,637.40	
Subtotal, checks-issued basis.....	8,606,844.77		8,606,844.77	
Adjustment between checks issued and cash expenditures.....	220.81		220.81	
Subtotal, cash basis.....	8,607,065.58		8,607,065.58	
Total, Department of Labor, cash basis.....	27,451,737.08	2,275,733.33	29,727,470.41	(1)
NAVY DEPARTMENT				
National defense				
Salaries, Navy Department.....	4,055,048.24		4,055,048.24	
Contingent expenses, etc.....	762,729.85		762,729.85	
Office of the Secretary.....	1,720,154.65		1,720,154.65	34,527.49
Bureau of Navigation.....	11,668,161.33		11,668,161.33	178,226.33
Naval Academy.....	2,016,835.31		2,016,835.31	
Bureau of Engineering.....	24,439,092.88	46,197.00	24,485,239.88	
Bureau of Construction and Repair.....	21,926,461.39		21,926,461.39	
Bureau of Ordnance.....	27,445,055.30		27,445,055.30	
Bureau of Supplies and Accounts:				
Fuel and transportation.....	9,869,754.98		9,869,754.98	
Maintenance.....	10,039,405.19		10,039,405.19	
Naval supply account fund.....	<i>5,084,054.03</i>		<i>5,084,054.03</i>	
Pay, subsistence, and transportation, Navy.....	199,445,779.27		199,445,779.27	
Clothing and small-stores fund.....	1,446,237.38		1,446,237.38	
Naval working fund.....	<i>1,259,429.34</i>		<i>1,259,429.34</i>	
Other items.....	2,094,042.37		2,094,042.37	411,066.05
Bureau of Medicine and Surgery.....	2,504,034.84		2,504,034.84	1,501,603.46
Bureau of Yards and Docks.....	22,124,973.68	35,549,345.12	57,674,318.80	
Bureau of Aeronautics.....	47,565,829.55	21,946.66	47,587,776.21	

Footnotes at end of table.

TABLE 2.—Details of expenditures, by organization units and accounts, for the fiscal year 1939—Continued

Organization unit	General and special accounts	Recovery and relief accounts	Total, general, special, recovery, and relief accounts	Trust accounts
NAVY DEPARTMENT—continued				
National defense—Continued				
Marine Corps:				
Pay.....	\$18,733,904.99		\$18,733,904.99	
General expenses.....	8,356,848.98		8,356,848.98	
Other items.....	183,536.53		183,536.53	\$154,936.98
Replacement of naval vessels:				
Armor, armament, and ammunition.....	54,753,398.70		54,753,398.70	
Construction and machinery.....	164,521,645.27		164,521,645.27	
Emergency construction.....	301,588.54	\$4.09	301,584.45	
National Industrial Recovery, Navy, allotment.....		3,983,035.44	3,983,035.44	
Navy, miscellaneous.....	115,539.33		115,539.33	
Private relief acts.....	223,629.46		223,629.46	
General account of advances.....	\$71,606.48		\$71,606.48	
Special deposit accounts.....	46,033.45		46,033.45	1,054.53
Total, Navy Department (national defense), checks-issued basis.....	620,552,564.71	39,600,520.13	669,153,084.84	2,279,305.78
Adjustment between checks issued and cash expenditures.....	3,836,456.64	20,548.55	3,815,908.09	
Total, Navy Department (national defense), cash basis.....	633,389,021.35	39,579,971.58	672,968,992.93	(1)
POST OFFICE DEPARTMENT				
Private relief acts.....	33,137.97		33,137.97	
Deficiencies in the postal revenues.....	(18)			
Miscellaneous expenses, Postal Service.....	890,727.30		890,727.30	4,237.34
Total, Post Office, departmental, exclusive of postal deficiency and Postal Service payable from postal revenues, checks-issued basis.....	367,589.33		367,589.33	4,237.34
Adjustment between checks issued and cash expenditures.....	811,032.10		811,032.10	
Total, Post Office, departmental, exclusive of postal deficiency and Postal Service payable from postal revenues, cash basis.....	1,668,621.43		1,668,621.43	
Deficiencies in the postal revenues, checks-issued and cash basis.....	30 41,237,262.79		41,237,262.79	
Total, Post Office, Department, exclusive of Postal Service payable from postal revenue, cash basis.....	39,568,641.36		39,568,641.36	(1)
DEPARTMENT OF STATE				
Office of the Secretary.....	2,703,485.74		2,703,485.74	
Foreign intercourse.....	16,543,193.35	145,207.55	16,688,400.90	3,520,442.86
Private relief acts.....	15,251.00		15,251.00	
Special deposit accounts.....	124,547.86		124,547.86	840,103.59
Foreign service retirement fund.....	(18)			328,635.80
Total, State, departmental, checks-issued basis.....	19,386,477.95	145,207.55	19,531,685.50	3,008,975.07
Adjustment between checks issued and cash expenditures.....	241,718.83	124,860.37	366,579.20	
Total, State, departmental, cash basis.....	19,144,759.12	20,347.18	19,165,106.30	
Transfer to trust account:				
Foreign service retirement fund, checks-issued and cash basis.....	187,600.00		187,600.00	
Total, Department of State, cash basis.....	19,332,359.12	20,347.18	19,352,706.30	(1)

Footnotes at end of table.

TABLE 2.—Details of expenditures, by organization units and accounts, for the fiscal year 1939—Continued

Organization unit	General and special accounts	Recovery and relief accounts	Total, general, special, recovery, and relief accounts	Trust accounts
TREASURY DEPARTMENT				
Office of the Secretary	\$219,360.47	\$1,516,024.40	\$1,735,384.87	
Division of Research and Statistics	169,444.53		169,444.53	
Office of General Counsel	129,030.90		129,030.90	
Office of Chief Clerk and Superintendent	404,707.37		404,707.37	
Custody of departmental buildings	664,999.80		664,999.80	
Division of Printing	1,692,873.68		1,692,873.68	
Office of Commissioner of Accounts and Deposits	3,005,449.81	10,054,244.44	13,059,694.25	\$1,477,438.03
Public Debt Service	6,820,342.92		6,820,342.92	489.19
Division of Appointments	44,470.15		44,470.15	
Bureau of Customs:				
Collecting the revenue from customs	20,528,048.19		20,528,048.19	
Miscellaneous expenses	5,262.23		5,262.23	44,457.37
Refunds, debentures, drawbacks, etc.	(15)			
Bureau of the Budget	269,186.71		269,186.71	
Office of Treasurer of United States	1,563,026.32	693,707.00	2,256,733.32	
Office of Comptroller of the Currency	247,881.69		247,881.69	
Bureau of Internal Revenue:				
Collecting the revenue	58,495,090.54		58,495,090.54	
Refunds, debentures, drawbacks, etc.	(15)			
Other	35,422.77		35,422.77	21,038,694.41
Bureau of Prohibition, enforcement of Narcotic and National Prohibition Acts	481.80		481.80	
Federal Alcohol Administration	445,138.20		445,138.20	
Bureau of Narcotics	1,241,800.61		1,241,800.61	
Coast Guard	24,940,929.26	5,737,331.90	30,678,261.16	
Bureau of Engraving and Printing	9,731,176.72		9,731,176.72	
Secret Service Division	1,009,525.08	283,328.49	1,292,853.57	
Public Health Service	²¹ 16,398,788.84	1,971,020.34	18,369,809.18	54,919.61
Bureau of the Mint	2,421,020.89		2,421,020.89	
Treasury, miscellaneous:				
To promote the education of the blind	115,000.00		115,000.00	
Private relief acts	132,477.80		132,477.80	
Other items	132,073.55		132,073.55	10,550.10
Special deposit accounts				15,501,194.75
Miscellaneous accounts:				
Administrative expenses, Adjusted Compensation Payment Act, 1936	46,006.43		46,006.43	
Emergency relief, Treasury, administrative expenses		1,023,309.94	1,023,309.94	
Expenses, Emergency Banking, Gold Reserve, and Silver Purchase Acts	122.63		122.63	
Payment of interest on deposits of public moneys of Government of Philippine Islands	2,123,887.45		2,123,887.45	
Pershing Hall Memorial fund	5,075.24		5,075.24	
Other items	320.00		320.00	
Procurement Division:				
Supply Branch	158,317.66	5,920,299.69	5,761,982.03	
Repairs, equipment, operating expenses, etc., public buildings	5,715,061.84	14,050.93	5,729,112.77	
Total, Treasury, departmental, checks-issued basis	158,583,167.42	27,213,317.13	185,796,484.55	35,262,867.40
Adjustment between checks issued and cash expenditures	1,172,155.08	717,151.09	1,889,306.17	
Total, Treasury, departmental, cash basis	159,755,322.50	27,930,468.22	187,685,790.72	(1)
Refund of receipts:				
Customs	15,868,096.18		15,868,096.18	
Internal Revenue	38,959,542.69		38,959,542.69	
Processing tax on farm products	12,288,017.10		12,288,017.10	
Subtotal, checks-issued basis	67,115,655.97		67,115,655.97	
Adjustment between checks issued and cash expenditures	744,747.08		744,747.08	
Subtotal, cash basis	67,860,403.05		67,860,403.05	

Footnotes at end of table.

TABLE 2.—Details of expenditures, by organization units and accounts, for the fiscal year 1939—Continued

Organization unit	General and special accounts	Recovery and relief accounts	Total, general, special, recovery, and relief accounts	Trust accounts
TREASURY DEPARTMENT—contd.				
Social Security Act: ⁹				
Public Health Service, checks-issued basis	\$7,985, 119. 61		\$7,985, 119. 61	
Adjustment between checks issued and cash expenditures	20, 611. 69		20, 611. 69	
Subtotal, cash basis	8, 005, 731. 30		8, 005, 731. 30	
Procurement Division:				
Public building construction and sites, etc.:				
Post offices, customhouses, court-houses, etc.	44, 995, 412. 63	\$6, 393, 211. 48	51, 388, 624. 11	
Inspection stations	248. 50		248. 50	
Marine hospitals	11, 236. 72		11, 236. 72	
Subtotal, checks-issued basis	45, 006, 897. 85	6, 393, 211. 48	51, 400, 109. 33	
Adjustment between checks issued and cash expenditures	117, 704. 73	96, 944. 65	20, 760. 08	
Subtotal, cash basis	45, 124, 602. 58	6, 296, 266. 83	51, 420, 869. 41	
Miscellaneous accounts:				
Federal land banks:				
Subscriptions to capital stock		150, 800. 00	150, 800. 00	
Subscriptions to paid-in surplus (revolving fund)		11, 590, 935. 22	11, 590, 935. 22	
Payments to Federal land banks, reductions in interest rate on mortgages		30, 639, 785. 96	30, 639, 785. 96	
Payments to Federal Farm Mortgage Corporation, reductions in interest rate on mortgages		7, 818, 547. 62	7, 818, 547. 62	
Subscription to capital stock of Federal Crop Insurance Corporation	(²²)			
Subtotal, checks-issued and cash basis		50, 200, 068. 80	50, 200, 068. 80	
Total, Treasury Department, cash basis	280, 746, 059. 43	84, 426, 803. 85	365, 672, 863. 28	(1)
Transfers to trust account:				
Old-age reserve appropriated account, Social Security Act (checks-issued and cash basis)	503, 000, 000. 00		503, 000, 000. 00	
WAR DEPARTMENT				
National defense				
Salaries, War Department	4, 784, 648. 60		4, 784, 648. 60	
Contingent expenses, War Department	739, 930. 31		739, 930. 31	
Office of Secretary of War	74, 180. 29	161, 805. 76	235, 986. 05	
General Staff Corps	385, 670. 57	4, 955. 66	390, 714. 91	
Army War College	73, 929. 07		73, 929. 07	
Adjutant General's Department	74, 619. 38		74, 619. 38	
Finance Department:				
Pay of the Army	164, 225, 683. 05		164, 225, 683. 05	
Finance Service	1, 163, 438. 63		1, 163, 438. 63	
Judgments	238, 007. 40		238, 007. 40	
Other items	2, 902, 582. 60		2, 902, 582. 60	
Quartermaster Corps:				
Army transportation	12, 228, 365. 75		12, 228, 365. 75	
Barracks and quarters and other buildings and utilities	13, 283, 930. 97		13, 283, 930. 97	
Clothing and equipage	14, 508, 582. 50		14, 508, 582. 50	
Construction of buildings, etc., at military posts	8, 707, 200. 01	24, 498, 866. 07	33, 206, 066. 08	
National Industrial Recovery		520, 844. 75	520, 844. 75	
Construction and repair of hospitals	493, 868. 43		493, 868. 43	
Incidental expenses of the Army	3, 601, 888. 56		3, 601, 888. 56	
Regular supplies of the Army	3, 130, 058. 21		3, 130, 058. 21	
Subsistence of the Army	29, 097, 619. 46		29, 097, 619. 46	
Emergency relief appropriations		26, 174, 444. 58	26, 174, 444. 58	
Other items	1, 495, 664. 44		1, 495, 664. 44	\$16, 635. 78

Footnotes at end of table.

TABLE 2.—Details of expenditures, by organization units and accounts, for the fiscal year 1939—Continued

Organization unit	General and special accounts	Recovery and relief accounts	Total, general, special, recovery, and relief accounts	Trust accounts
WAR DEPARTMENT—continued				
National defense—Continued				
Signal Corps.....	\$6,334,666.86	\$871.84	\$6,333,795.02	
Air Corps.....	83,165,335.46	9.97	83,165,325.49	
Medical Department.....	1,396,655.84		1,396,655.84	\$2,113.87
Corps of Engineers.....	840,309.64		840,309.64	
Ordnance Department.....	28,924,651.81	276,360.98	28,648,291.43	
Chemical Warfare Service.....	1,324,252.60		1,324,252.60	
Chief of Infantry.....	81,879.92		81,879.92	
Chief of Cavalry.....	25,037.76		25,037.76	
Chief of Field Artillery.....	30,560.40		30,560.40	
Chief of Coast Artillery.....	27,767.16		27,767.16	
Seacoast defenses.....	7,386,447.99	68,534.17	7,317,913.82	
Military Academy.....	3,184,255.16		3,184,255.16	
National Guard Bureau.....	43,018,593.21	40.16	43,018,633.37	
Organized Reserves.....	9,940,803.32		9,940,803.32	
Citizens' military training.....	6,516,510.85		6,516,510.85	
National Board for Promotion of Rifle Practice.....	597,812.35		597,812.35	
Army account of advances.....	9,054,290.07		9,054,290.07	
Accounting funds.....	160,845.09		160,845.09	
Special deposit accounts.....	11,037.04		11,037.04	
Total, War, national defense, checks-issued basis.....	445,123,000.62	51,014,269.30	496,137,269.92	18,749.65
Adjustment between checks issued and cash expenditures.....	3,910,381.35	2,618,955.47	6,529,336.82	
Total, War, national defense, cash basis.....	441,212,619.27	48,395,313.83	489,607,933.10	(1)
Nonmilitary activities				
Quartermaster Corps, miscellaneous.....	2,020,729.90	2,535.10	2,023,265.00	
Signal Corps.....	179,117.77		179,117.77	
Corps of Engineers.....	5.00		5.00	
Bureau of Insular Affairs.....	448,975.75	12,542.15	461,517.90	
War claims and relief acts.....	209,467.82		209,467.82	
Trust accounts.....				2,445,007.71
Total, nonmilitary activities, exclusive of rivers and harbors, checks-issued basis.....	2,858,296.24	15,077.25	2,873,373.49	2,445,007.71
Adjustment between checks issued and cash expenditures.....	512,023.77	13,630.83	498,392.94	
Total, nonmilitary activities, exclusive of rivers and harbors, cash basis.....	3,370,320.01	1,446.42	3,371,766.43	(1)
Rivers and harbors				
Improving rivers and harbors.....	111,926,046.72	1,713,108.67	113,639,155.39	861,744.02
Flood control and relief.....	74,243,189.33	9,928,965.47	84,172,154.80	2,003,672.44
Special deposit accounts.....	13,205.45		13,205.45	
Total, rivers and harbors, checks-issued basis.....	186,182,441.50	11,642,074.14	197,824,515.64	2,865,416.46
Adjustment between checks issued and cash expenditures.....	210,089.65	4,615,673.58	4,825,763.23	
Total, rivers and harbors, cash basis.....	185,972,351.85	7,026,400.56	192,998,752.41	(1)
Total, War Department, excluding Panama Canal, cash basis.....	630,555,291.13	55,423,160.81	685,978,451.94	(1)
PANAMA CANAL				
Panama Canal.....	10,243,113.71		10,243,113.71	
Special deposit account.....	40,847.63		40,847.63	
Total, Panama Canal, checks-issued basis.....	10,202,266.18		10,202,266.18	
Adjustment between checks issued and cash expenditures.....	400,378.46		400,378.46	
Total, Panama Canal, cash basis.....	9,801,887.72		9,801,887.72	(1)

Footnotes at end of table.

TABLE 2.—Details of expenditures, by organization units and accounts, for the fiscal year 1939—Continued

Organization unit	General and special accounts	Recovery and relief accounts	Total, general, special, recovery, and relief accounts	Trust accounts
DISTRICT OF COLUMBIA				
District of Columbia, checks-issued basis.....	\$5, 245, 850.00	(22)	\$5, 245, 850.00	\$47, 323, 822.98
Adjustment between checks issued and cash expenditures.....	245, 850.00	-----	245, 850.00	56, 945.03
Total, District of Columbia, cash basis.....	5, 000, 000.00	-----	5, 000, 000.00	47, 380, 768.01
PUBLIC DEBT				
Interest on the public debt, checks-issued basis.....	940, 958, 138.78	-----	940, 958, 138.78	-----
Adjustment between checks issued and cash expenditures.....	418, 875.28	-----	418, 875.28	-----
Total, interest on the public debt, cash basis.....	940, 539, 763.50	-----	940, 539, 763.50	-----
PUBLIC DEBT RETIREMENTS				
Sinking fund.....	48, 514, 500.00	-----	48, 514, 500.00	-----
Received from foreign governments under debt settlements.....	120, 100.00	-----	120, 100.00	-----
Estate taxes, forfeitures, gifts, etc.....	9, 608, 700.00	-----	9, 608, 700.00	-----
Total, public debt retirements, checks-issued basis.....	58, 243, 300.00	-----	58, 243, 300.00	-----
Adjustment between checks issued and cash expenditures.....	3, 150.00	-----	3, 150.00	-----
Total, public debt retirements, cash basis.....	58, 246, 450.00	-----	58, 246, 450.00	-----
MISCELLANEOUS ACCOUNTS				
Chargeable against increment on gold:				
Melting losses, etc.....	-----	-----	-----	2, 624.26
For retirement of national bank notes.....	-----	-----	-----	5, 497, 305.45
Unemployment trust fund.....	-----	-----	-----	840, 206, 000.00
Additional loan fund, Public Works Administration, act of 1938.....	-----	-----	-----	1, 640, 686.67
Old-age reserve account, Social Security Act.....	-----	-----	-----	26, 256, 656.00
Transfers to trust accounts:				
Old-age reserve account.....	-----	-----	-----	503, 000, 000.00
Railroad retirement account.....	-----	-----	-----	107, 093, 692.13
Government employees' retirement funds (United States share):				
Civil service retirement fund (including District of Columbia share).....	-----	-----	-----	75, 086, 760.00
Canal Zone retirement fund.....	-----	-----	-----	500, 000.00
Alaska Railroad retirement fund.....	-----	-----	-----	175, 000.00
Foreign service retirement fund.....	-----	-----	-----	187, 600.00
Total, miscellaneous accounts, checks-issued basis.....	-----	-----	-----	1, 556, 364, 971.17
RECONSTRUCTION FINANCE CORPORATION FUNDS ²⁴				
Federal Emergency Relief Administration.....	-----	\$19, 043.35	19, 043.35	-----
Federal Housing Administration.....	-----	(17)	(17)	-----
Disaster Loan Corporation stock.....	-----	8, 000, 000.00	8, 000, 000.00	-----
Revolving funds (net):				
Agricultural aid:				
Farm Credit Administration:				
Crop production loans.....	-----	468, 768.12	468, 768.12	-----
Regional agricultural credit corporations.....	-----	5, 291, 844.00	5, 291, 844.00	-----
Loans to joint stock land banks.....	-----	23, 360.60	23, 360.60	-----
Farm mortgage relief.....	-----	63.42	63.42	-----
Farm Credit Administration.....	-----	170, 651.74	170, 651.74	-----

Footnotes at end of table.

TABLE 2.—Details of expenditures, by organization units and accounts, for the fiscal year 1939—Continued

Organization unit	General and special accounts	Recovery and relief accounts	Total, general, special, recovery, and relief accounts	Trust accounts
RECONSTRUCTION FINANCE CORPORATION FUNDS—continued				
Revolving funds (net)—Continued.				
Agricultural aid—Continued.				
Unclassified.....		\$50,000.00	\$50,000.00	
Total, Reconstruction Finance Corporation, daily Treasury statement (unrevised).....		2,455,785.79	2,455,785.79	(1)
Total, classified expenditures, checks-issued basis.....	\$6,076,570,821.20	3,220,749,744.32	9,297,320,565.52	\$1,803,813,247.20
Adjustment between checks issued and cash expenditures.....	707,507.14	23,502,582.79	24,209,889.93	2,477,863.54
Total, classified expenditures, cash basis.....	6,075,863,314.06	3,197,247,361.53	9,273,110,675.59	1,801,335,383.66
Unclassified items, cash basis.....	42,318.92	108,211.74	65,892.82	65,888.65
	6,075,905,632.98	3,197,355,573.27	9,273,261,206.25	1,801,401,272.31
Adjustment for disbursing officers' checks outstanding.....	4,708,752.23		4,708,752.23	
Transactions in checking accounts of governmental agencies (net).....				25,768,325,461.87
Total cash expenditures on basis of daily Treasury statements (unrevised).....	6,071,196,880.75	3,197,141,149.79	9,268,338,030.54	1,833,075,810.44
Excess of expenditures over receipts.....			3,600,514,404.95	
Excess of receipts over expenditures.....				884,286,173.36

¹ Expenditures from trust accounts are not classified by organization units, except for the District of Columbia, in the daily Treasury statement (unrevised).

² Included under Federal emergency housing.

³ Stated under "Other independent offices," following.

⁴ Savings and loan promotions, Federal Home Loan Bank Board, stated under "Other independent offices," following.

⁵ Expenditures from special deposit account are stated under Federal Emergency Relief Administration.

⁶ Included under Federal Home Loan Bank Board.

⁷ Heretofore stated under the Department of the Interior.

⁸ Stated as a separate activity, following.

⁹ Expenditures under the Social Security Act were made as follows:

Administrative expenses:

Under Social Security Board..... \$19,994,728.15

Under Department of Commerce..... 84,362.87

Under Department of Labor..... 317,187.37

\$20,396,278.39

Grants to States:

Under Social Security Board..... 305,710,568.64

Under Department of Labor..... 8,239,657.40

Under Treasury Department..... 7,985,119.61

321,985,345.65

Old-age reserve account.....

0

342,381,624.04

529,256,656.00

Total.....

871,638,280.04

¹⁰ Stated under Treasury Department, "Transfers to trust accounts."

¹¹ Stated under Department of State, "Transfers to trust accounts."

¹² Stated under "Refund of receipts," below.

¹³ See "Refund of receipts" under Treasury Department also.

¹⁴ Exclusive of administrative expenses under Social Security Act, see note 9.

¹⁵ For expenditures under the Social Security Act, see note 9.

¹⁶ Included under "Office of the Secretary."

¹⁷ Stated under "Independent offices."

¹⁸ See below for this item.

¹⁹ Included under "National Park Service."

²⁰ The item "Postal deficiency" represents advances from the General Fund of the Treasury to the Postmaster General to meet deficiencies in the postal revenues. These figures do not reflect any allowances for offsets on account of extraordinary expenditures or the cost of free mailings contributing to the deficiency of postal revenues certified to the Secretary of the Treasury by the Postmaster General pursuant to the act of Congress approved June 9, 1930.

²¹ Exclusive of expenditures under the Social Security Act. See below.

²² Stated under "Department of Agriculture."

²³ Included in trust accounts under District of Columbia.

²⁴ These items are not included in warrant accounts, except "Federal Housing Administration," but are on the basis of the classification shown in the daily Treasury statements beginning July 1, 1938.

²⁵ This item represents transfers of balances in checking accounts of certain special agencies of the Government, net transactions in which will hereafter be shown under this caption.

NOTE.—Excess credits and adjustments in italics to be deducted.

TABLE 3.—Classified receipts and expenditures, monthly July 1938 to June 1939, and annually for the fiscal years 1938 and 1939

[On basis of daily Treasury statements (unrevised), see p. 311]

	1938						1939
	July	August	September	October	November	December	January
GENERAL AND SPECIAL ACCOUNTS							
RECEIPTS							
Internal revenue:							
Income tax.....	\$47,032,021.36	\$31,088,354.86	\$497,934,213.76	\$41,279,118.14	\$35,800,576.13	\$480,732,570.80	\$48,323,483.93
Miscellaneous internal revenue.....	185,316,092.26	281,627,468.37	169,499,287.20	208,650,819.71	174,643,662.50	180,178,535.30	172,262,066.77
Unjust enrichment tax.....	305,813.70	1,003,073.37	687,528.45	203,004.75	474,789.56	650,427.74	318,422.44
Taxes under Social Security Act:							
Title VIII.....	28,774,558.76	97,769,009.91	2,235,080.79	30,594,100.60	95,732,354.98	2,483,447.06	28,866,003.39
Title IX.....	2,562,227.49	7,981,351.03	504,806.88	2,915,132.13	7,052,931.18	517,568.19	12,877,532.04
Unclassified.....						\$ 2,900.70	
Taxes upon carriers and their employees.....	446,445.26	25,536,459.66	4,672.18	796,258.77	26,467,035.30	35,665.93	872,006.99
Customs.....	23,100,995.80	28,672,777.17	28,589,591.24	30,797,152.75	27,337,863.46	25,121,259.40	24,318,060.01
Miscellaneous receipts:							
Proceeds of Government-owned securities:						73,754.75	
Principal—foreign obligations.....						169,008.91	
Interest—foreign obligations.....			87,168.00				
Other.....	10,815,255.87	3,014,939.46	2,271,978.92	5,828,798.64	4,988,761.52	4,632,197.31	8,207,043.21
Panama Canal tolls, etc.....	1,779,077.99	1,814,839.14	1,909,939.12	2,588,712.12	2,012,674.78	2,080,763.20	2,028,094.95
Seigniorage.....	1,591,549.64	1,753,235.26	1,199,010.24	2,008,942.33	2,614,402.66	1,620,722.34	1,536,938.45
Other miscellaneous.....	9,368,381.28	6,325,107.15	5,679,720.98	6,303,090.76	4,518,701.32	6,200,960.12	8,541,940.67
Total.....	311,092,419.41	487,486,615.38	710,602,997.76	331,965,130.70	381,644,253.39	704,493,980.35	308,151,598.85
EXPENDITURES							
I. General:							
Departmental:							
Legislative establishment.....	2,063,947.41	2,298,954.32	1,997,726.64	1,983,689.62	1,647,952.77	2,472,455.21	1,567,648.25
Executive proper.....	62,794.69	27,254.56	38,957.51	27,705.45	46,320.09	34,187.53	39,363.32
State Department.....	1,865,491.84	1,683,164.44	1,467,980.81	1,567,176.99	1,408,960.06	1,489,746.84	1,642,179.85
Treasury Department.....	14,026,778.33	14,732,666.44	11,145,342.35	12,606,756.75	13,606,097.73	12,605,481.76	13,498,503.92
War Department (nonmilitary).....	509,973.25	474,638.76	422,298.61	125,984.68	182,156.53	161,786.27	340,055.67
Department of Justice.....	3,494,102.41	3,217,836.03	3,360,720.54	3,786,788.50	3,680,695.00	3,718,058.71	3,765,452.68
Post Office Department.....	\$ 10,863.77	\$ 44,015.11	73,545.80	\$ 30,505.42	40,758.19	\$ 4,058.92	\$ 14,090.91
Department of the Interior.....	21,885,015.09	13,095,902.62	7,001,387.08	9,207,202.42	9,606,630.11	6,089,843.14	10,374,508.27
Department of Agriculture.....	19,314,567.19	8,226,951.17	9,460,397.93	11,460,729.00	7,798,339.91	7,932,252.99	19,032,983.51
Department of Commerce.....	4,179,364.06	3,327,184.19	3,000,741.92	2,690,953.37	2,617,031.01	2,799,051.75	2,786,979.08
Department of Labor.....	1,557,148.70	1,661,312.84	1,316,337.50	1,618,780.62	1,676,891.00	1,267,683.66	1,825,925.41

Footnotes at end of table.

TABLE 3.—Classified receipts and expenditures, monthly July 1938 to June 1939, and annually for the fiscal years 1938 and 1939—Continued

	1938						1939
	July	August	September	October	November	December	January
GENERAL AND SPECIAL ACCOUNTS—Continued							
EXPENDITURES—Continued							
I. General—Continued.							
Departmental—Continued.							
Shipping Board.....	\$100.00						
United States Maritime Commission.....	^b 1,298,855.63	\$1,206,446.95	\$3,694,367.33	\$4,901,049.19	\$3,508,686.18	\$2,674,480.52	\$3,645,761.93
Civil Aeronautics Authority.....		56,180.70	1,064,441.20	1,596,309.18	1,317,140.43	1,601,412.54	1,560,786.47
Independent offices and commissions.....	3,557,076.61	3,666,028.22	4,102,264.51	3,763,087.98	3,761,337.10	4,119,836.03	4,010,865.05
Unclassified items.....	^b 228,601.88	2,137,665.89	^b 1,899,639.39	^b 1,157,355.66	1,970,566.26	^b 1,581,257.33	698,549.88
	70,978,033.30	55,768,172.02	46,246,858.34	54,148,352.55	52,869,552.37	45,370,965.70	64,775,542.38
Adjustment for disbursing officers' checks outstanding..	-3,437,012.40	+3,310,675.49	-1,267,742.84	-2,894,179.88	+2,154,215.15	+167,686.64	-3,599,355.26
Total departmental.....	67,541,020.90	59,078,847.51	44,979,115.50	51,254,172.67	55,023,767.52	45,538,652.34	61,176,187.12
Public buildings ¹	4,143,066.77	3,904,531.57	4,034,713.60	4,126,969.10	3,859,851.25	3,826,598.41	3,601,542.14
Public highways ¹	15,632,733.20	18,646,123.16	19,335,953.53	22,189,464.08	19,087,627.29	17,559,230.33	14,074,971.67
River and harbor work and flood control ¹	15,068,605.25	18,158,609.84	18,814,678.13	18,207,638.40	15,468,556.50	16,965,304.48	15,124,659.75
Reclamation projects ¹	4,409,036.92	2,869,118.19	2,364,670.19	3,434,171.63	2,820,595.47	2,758,241.49	4,561,123.56
Rural Electrification Administration: ^{1 2}							
Loans.....	2,296,052.72	2,115,338.19	2,861,410.30	4,171,349.32	4,740,459.23	3,950,539.69	3,771,551.66
Other.....	138,317.47	167,593.41	176,655.33	182,325.77	214,065.06	194,095.64	150,133.99
Unclassified.....							
Panama Canal.....	833,057.38	713,846.97	823,549.17	1,494,851.63	916,304.73	594,210.99	903,567.18
Postal deficiency (current).....	5,885.24	15,000,000.00	10,000,000.00				
Postal deficiency (prior years) ²							
Railroad Retirement Board:							
Administrative expenses.....	248,377.25	240,113.11	253,832.35	229,257.54	221,964.31	221,208.85	237,160.51
Railroad unemployment insurance administration fund.....		1,747.18	8,987.18	20,701.63	24,518.89	34,204.26	43,569.39
Annuity payments.....							
Social Security Act:							
Administrative expenses:							
Social Security Board.....	1,913,573.44	1,814,000.74	1,771,078.95	1,770,636.07	1,671,818.49	1,530,521.93	1,638,157.52
Department of Commerce.....	468.60	1,277.26	9,593.78	5,920.10	6,636.00	7,914.05	7,606.12
Department of Labor.....	26,356.55	27,952.49	26,067.24	25,592.74	25,791.01	25,654.45	24,973.80
Grants to States:							
Social Security Board.....	36,642,425.43	28,421,957.82	7,903,642.20	44,102,944.03	25,837,131.35	11,979,627.75	27,144,592.84
Department of Labor.....	1,140,453.00	899,149.18	73,178.65	1,376,081.82	333,071.65	331,589.40	1,589,942.04
Treasury Department.....	177,912.03	1,260,683.85	5,309.75	1,677,206.04	380,782.05		2,111,769.23
Unclassified.....	^b 10.61	12	^b 12				
United States Housing Authority ¹	339,244.77	391,435.45	368,348.61	150,269.56	279,746.21	^b 13,872.32	^b 32,553.97

District of Columbia (United States share).....	4,542,304.32	457,695.68					
National defense: ¹							
Army.....	39,122,366.40	39,867,165.66	37,369,029.65	35,751,580.14	29,434,221.44	41,501,606.61	37,160,988.09
Navy.....	49,803,025.44	54,590,413.12	46,489,984.78	54,105,125.25	62,350,032.65	49,872,892.30	57,399,471.61
Veterans' Administration ¹	48,086,187.15	47,650,685.97	47,315,687.77	46,291,739.98	45,589,265.62	44,019,427.40	45,846,101.19
Agricultural Adjustment program:							
Agricultural Adjustment Administration.....	^b 14,908.76	^b 11,695.46	^b 10,614.53	^b 3,435.21	^b 4,819.58	^b 773.28	^b 14,549.47
Agricultural Adjustment Administration ¹	15,229,654.06	6,850,313.55	1,757,280.61	926,852.76	4,035,332.70	1,093,781.98	2,638,358.14
Agricultural Adjustment Administration (act Aug. 24, 1935).....	4,062,823.23	8,120,344.75	11,846,839.22	51,305,282.38	52,442,346.15	29,347,915.89	15,620,243.44
Agricultural contract adjustments.....	59,216.39	53,739.76	39,864.99	46,935.45	38,812.11	43,039.23	31,698.06
Soil Conservation and Domestic Allotment Act.....	32,379,242.95	17,715,722.23	11,316,039.70	10,736,839.59	13,757,517.33	23,969,559.62	32,675,717.85
Federal Crop Insurance Act:							
Administrative expenses.....	24,123.94	83,987.77	120,408.43	201,584.71	219,112.37	515,599.39	415,658.75
Subscriptions to capital stock of Federal Crop Insurance Corporation.....	5,000,000.00						
Price Adjustment Act of 1938.....							
Unclassified.....	9,231.85	^b 17.51	983.07	^b 2,929.60	^b 15,208.27	^b 1,639,839.79	1,656,188.25
Farm Tenant Act:							
Loans.....	2,118,213.68	1,850,706.79	1,193,330.42	834,058.65	597,185.35	486,126.45	890,783.35
Other.....	257,749.00	558,268.33	468,123.43	484,653.36	398,456.94	474,899.86	497,612.39
Unclassified.....	82.15	9.93		^b 300.00	300.00		1,526.21
Civilian Conservation Corps ¹	26,744,115.83	23,077,294.02	25,682,434.47	24,685,658.96	22,823,327.30	23,476,162.36	23,351,848.07
Farm Credit Administration: ¹							
Crop loans.....	^b 548,894.91	^b 1,159,436.62	^b 1,359,643.89	^b 4,048,696.81	^b 2,720,759.23	^b 1,089,487.39	^b 724,600.72
Other.....	3,485,979.03	1,259,583.03	1,506,196.32	1,003,135.57	^b 3,747,103.57	270,147.92	586,153.56
Unclassified.....	1,431.57	337.52	2.23	99,721.67	^b 101,490.14	476.44	1,060.16
Tennessee Valley Authority.....	3,937,535.63	3,376,119.79	4,135,359.03	3,877,158.84	3,873,111.47	3,387,225.86	3,325,837.95
Interest on the public debt.....	13,042,941.65	17,205,236.73	145,527,098.24	67,281,426.79	8,714,215.36	173,315,197.42	29,809,823.43
Refunds:							
Customs.....	2,563,415.49	1,462,531.48	922,707.39	1,005,010.18	1,021,540.75	1,334,983.11	1,131,189.69
Internal revenue.....	3,099,061.05	3,154,742.93	3,631,070.91	3,811,426.54	3,199,027.55	2,499,053.41	2,411,417.07
Processing tax on farm products.....	1,074,453.12	1,529,757.51	1,638,888.97	918,225.22	993,585.35	692,577.26	638,275.70
To States of taxes collected under title IX of the Social Security Act.....							
Subtotal.....	405,739,928.62	386,400,843.05	453,421,850.60	453,730,611.60	373,860,762.66	500,024,323.84	391,450,817.38
II. Recovery and relief:							
Agricultural aid:							
Federal Farm Mortgage Corporation—reduction in interest rate on mortgages.....			1,620,835.28			2,054,832.26	
Federal land banks:							
Capital stock.....		158,730.00					^b 85,465.00
Subscriptions to paid-in surplus.....	1,935,951.72	3,867,527.50	1,026,941.62	191,271.58	137,040.69	132,015.80	^b 39,403.72
Reduction in interest rates on mortgages.....	1,134,651.86	4,709,141.77	1,382,353.55	1,994,219.35	5,334,719.98		
Commodity Credit Corporation:							
Restoration of capital impairment.....							
Other ¹	154,199.88	138,455.23	^b 429,046.09	^b 203,181.72	322,710.47	1,505,841.43	^b 1,375,948.31

Footnotes at end of table.

TABLE 3.—Classified receipts and expenditures, monthly July 1938 to June 1939, and annually for the fiscal years 1938 and 1939—Continued

	1938						1939
	July	August	September	October	November	December	January
GENERAL AND SPECIAL ACCOUNTS—Continued							
EXPENDITURES—Continued							
II. Recovery and relief—Continued.							
Relief:							
Federal Emergency Relief Administration: ⁶							
Reconstruction Finance Corporation funds.....	\$1,091.46	\$9.49	\$30.29	\$8.95			
Other.....	251,528.23	76,029.77	136,307.96	466,618.27	\$99,908.91	\$103,566.68	\$104,376.85
Civil Works Administration.....	11,453.58	24,034.37	20,576.98	18,800.39	19,521.53	17,351.06	18,644.25
Civilian Conservation Corps.....	29,561.56	71,820.21	55,516.12	44,236.88	39,628.79	66,665.33	42,826.12
Department of Agriculture, relief.....	^b 12.43	7.80	^b 18.30		4.00	364.56	132.00
Public works (including work relief):							
Reclamation projects.....	2,130,313.02	1,587,015.15	2,370,935.80	2,970,911.23	3,228,980.52	3,431,945.37	3,759,083.44
Public highways.....	3,579,918.30	4,386,746.36	3,996,934.99	3,632,925.63	1,963,211.19	2,420,683.19	865,836.44
River and harbor work and flood control.....	3,356,639.09	1,973,330.70	1,148,941.24	1,014,665.98	308,882.56	517,363.94	^b 261,665.51
Rural Electrification Administration.....	84,292.33	183,633.86	70,582.67	67,373.66	76,666.30	263,128.98	^b 212,237.85
Works Progress Administration (including National Youth Administration).....	172,205,344.59	193,043,560.87	194,084,442.38	207,238,134.32	194,492,243.13	218,970,205.93	185,296,182.14
Public Works Administration, grants (act June 21, 1938).....		954,204.50	11,558,801.55	13,573,409.82	11,544,372.53	43,968,040.33	32,267,487.48
Public Works Administration, loans (act June 21, 1938).....				700,000.00	52,820.44	2,085,227.34	1,376,464.22
Other:							
Administrative expenses, Public Works Administration.....	1,047,949.44	1,368,446.90	1,546,402.34	1,732,855.65	1,982,226.51	2,006,139.41	2,226,686.95
Legislative establishment.....	6,170.26	7,229.66	12,086.70	12,778.70	9,375.04	18,691.34	10,395.90
State Department.....						1,361.89	2,289.41
Treasury Department:							
Public buildings.....	413,292.12	1,037,442.41	366,852.20	389,289.62	492,753.50	576,157.72	526,623.03
Other.....	982,149.83	1,871,151.94	2,324,606.83	467,450.95	2,818,600.86	2,723,394.04	2,949,586.96
War Department (nonmilitary).....			1,444.20	1.90			
National defense:							
Army.....	4,237,493.71	2,083,538.93	2,261,443.44	2,616,735.45	3,469,490.07	3,601,888.65	3,951,179.04
Navy.....	2,950,130.83	2,011,450.27	2,263,774.00	2,507,557.37	2,701,881.71	3,631,536.56	4,191,494.49
Department of Justice.....	1,089,623.50	310,221.05	171,721.38	2,152,260.10	198,856.99	166,527.97	166,691.37
Department of the Interior.....	2,706,280.25	2,522,985.08	3,915,892.20	2,771,700.94	2,509,167.10	3,031,165.03	3,251,744.37
Department of Agriculture.....	2,201,461.09	2,795,442.77	2,676,058.02	2,863,171.43	2,528,308.97	2,806,464.59	2,754,488.71
Department of Commerce.....	72,206.56	77,890.47	204,304.40	466,509.00	414,261.14	620,220.74	697,366.70
Department of Labor.....	266,308.93	248,972.18	210,555.72	164,638.46	168,433.09	172,517.01	154,062.15
Veterans' Administration.....	270,082.05	31,352.16	53,295.20	117,049.23	247,682.59	343,540.38	406,992.60
Independent offices and commissions.....	936,898.77	965,720.09	843,171.70	1,175,512.48	1,552,919.30	2,229,358.99	1,304,033.95
District of Columbia.....							
Unclassified items.....	^b 220,212.83	^b 12,304.22	272,931.24	^b 276,127.03	^b 266,522.61	337,247.27	^b 37,121.03

Aid to home owners:							
Home loan system:							
Reconstruction Finance Corporation funds:							
Home loan bank stock:							
Federal savings and loan associations							
Emergency housing	3,337.78	14,860.76	19,061.75	17,614.56	14,186.52	1,547.40	4,592.88
United States Housing Authority	1,202,079.47	653,653.98	801,534.62	553,017.34	684,828.09	393,117.93	401,639.03
Federal Housing Administration:							
Reconstruction Finance Corporation funds	639,210.74	802,828.95	276,335.30	388,430.27	639,611.93	487,486.59	612,223.23
Other		b 19.75		b 13.51	b 684.64	13.51	684.64
Farm Security Administration	12,726,419.16	8,213,853.88	7,418,337.71	12,475,991.68	8,843,523.32	10,640,948.21	12,787,320.82
Miscellaneous:							
Reconstruction Finance Corporation:							
Disaster Loan Corporation stock					2,000,000.00		
Loans and grants to States, municipalities, etc., under act July 21, 1932							
Other							
Export-Import Bank of Washington							3,295.88
Administration for Industrial Recovery	b 44.88	b 23.11	b 21.82				b 14.25
Subtotal	216,405,739.97	236,178,941.98	242,693,469.17	262,305,818.93	248,639,610.52	309,326,557.43	258,122,569.38
III. Revolving funds (net):							
Agricultural aid:							
Farm Credit Administration:							
Reconstruction Finance Corporation funds:							
Crop production loans	b 30,619.27	b 41,651.31	b 34,478.42	b 45,442.03	b 46,798.42	b 46,205.11	b 42,682.71
Regional agricultural credit corporations	b 285,904.36	b 438,435.86	b 579,190.62	b 1,118,732.04	b 777,557.00	b 1,234,147.13	b 233,082.23
Loans to joint stock land banks	b 1,426.60	b 2,892.27	b 1,058.03	b 3,451.28	b 6,126.03	b 1,102.17	b 1,667.87
Farm mortgage relief							
Farm Credit Administration	10,406.65	14,750.40	14,887.44	14,664.87	14,292.48	14,791.14	14,607.41
Unclassified		181.39	b 18,729.79	19,154.07	b 852.14	b 59,326.12	60,063.32
Other	b 161,765.98	b 208,045.69	b 173,076.34	b 240,559.00	b 323,393.86	b 432,122.96	b 250,285.32
Public works:							
Loans and grants to States, municipalities, etc.	5,776,996.41	13,418,836.59	11,040,676.56	10,377,763.68	7,982,400.96	5,500,699.81	5,138,514.58
Loans to railroads							
Subtotal	5,307,696.85	12,742,743.25	10,249,030.80	9,003,398.27	6,841,985.72	3,742,087.46	4,685,466.68
IV. Transfers to trust accounts, etc.:							
Old-age reserve account	38,000,000.00	38,000,000.00	33,000,000.00	32,000,000.00	32,000,000.00	32,000,000.00	37,000,000.00
Railroad retirement account	22,000,000.00	9,500,000.00	11,500,000.00	11,500,000.00	16,500,000.00	16,500,000.00	1,500,000.00
Government employees retirement funds (United States share):							
Civil service retirement fund	74,244,000.00						
Foreign service retirement fund	187,600.00						
Canal Zone retirement fund	500,000.00						
Alaska Railroad retirement fund	175,000.00						
Subtotal	135,106,600.00	47,500,000.00	44,500,000.00	43,500,000.00	48,500,000.00	48,500,000.00	38,500,000.00

Footnotes at end of table.

TABLE 3.—Classified receipts and expenditures, monthly July 1938 to June 1939, and annually for the fiscal years 1938 and 1939—Con.

	1938						1939
	July	August	September	October	November	December	January
GENERAL AND SPECIAL ACCOUNTS—Continued							
EXPENDITURES—Continued							
V. Debt retirements:							
Sinking fund.....	\$137,400.00	-----	\$13,639,750.00	\$1,771,550.00	\$745,450.00	\$8,684,550.00	\$625,850.00
Received from foreign governments under debt settle- ments.....	-----	-----	5,000.00	-----	-----	-----	-----
Estate taxes, forfeitures, gifts, etc.....	-----	-----	-----	-----	-----	-----	-----
Subtotal.....	137,400.00	-----	13,644,750.00	1,771,550.00	745,450.00	8,684,550.00	625,850.00
Total expenditures.....	762,697,365.44	\$682,822,528.28	764,509,100.57	770,311,378.80	678,587,808.90	870,277,518.73	693,384,703.44
Excess of receipts over expenditures.....	-----	-----	-----	-----	-----	-----	-----
Excess of expenditures over receipts.....	451,604,946.03	195,335,912.90	53,906,102.81	438,346,248.10	296,943,555.51	165,783,538.38	385,233,104.59
TRUST ACCOUNTS, INCREMENT ON GOLD, ETC.							
RECEIPTS							
Trust accounts:							
District of Columbia.....	1,888,434.77	1,849,229.06	6,087,027.36	9,889,676.36	2,451,298.29	2,717,140.13	2,580,717.38
Government life insurance fund.....	7,040,303.29	5,133,965.31	6,877,575.59	6,248,432.10	4,748,924.44	5,460,544.82	7,022,129.61
Adjusted service certificate fund.....	20,735.68	11,730.60	13,348.08	18,347.89	17,041.44	19,007.87	889,568.18
Civil service retirement fund:							
Transfers from General Fund (United States share).....	74,244,000.00	-----	-----	-----	-----	-----	-----
District of Columbia share.....	842,760.00	-----	-----	-----	-----	-----	-----
Deductions from employees' salaries, etc.....	3,154,945.32	3,136,077.38	3,222,618.64	3,202,909.87	3,229,822.27	3,306,525.53	3,302,450.49
Interest and profits on investments.....	-----	911,383.74	14,498.63	25,479.45	20,383.56	33,753.42	32,789.04
Foreign service retirement fund:							
Transfers from General Fund (United States share).....	187,600.00	-----	-----	-----	-----	-----	-----
Deductions from employees' salaries, etc.....	187,340.00	200.00	-----	300.00	883.16	474.72	54.74
Interest on investments.....	149.37	193.86	299.18	318.25	413.70	555.40	683.29
Canal Zone retirement fund:							
Transfers from General Fund (United States share).....	500,000.00	-----	-----	-----	-----	-----	-----
Deductions from employees' salaries, etc.....	42,261.87	42,037.96	41,339.77	41,873.20	41,037.99	43,092.66	40,706.75
Interest on investments.....	-----	66.63	110.47	407.67	217.42	489.42	430.36
Alaska Railroad retirement fund:							
Transfers from General Fund (United States share).....	175,000.00	-----	-----	-----	-----	-----	-----
Deductions from employees' salaries, etc.....	11,445.08	8,677.36	12,232.75	9,879.90	10,815.89	10,298.00	8,785.49
Interest on investments.....	-----	-----	-----	-----	-----	-----	-----
Indian tribal funds.....	10,615,462.39	631,918.89	489,636.50	553,335.05	439,580.41	446,911.56	514,751.42
Insular possessions.....	1,888,296.60	1,470,823.88	1,513,422.72	2,070,333.30	1,394,868.71	1,922,946.77	1,517,525.54

Other	1,886,105.85	2,364,118.77	1,262,212.47	3,485,800.47	2,989,650.27	2,173,545.63	3,279,615.97
Unclassified items	^a 121,216.68	^a 784,497.04	1,631,491.19	^a 532,886.78	^a 1,062,114.10	^a 423,457.07	408,644.90
Increment resulting from reduction in the weight of the gold dollar	22,051.61	25,501.38	166,624.30	42,271.77	19,450.95	40,857.40	29,128.24
Seigniorage	4,631,010.65	4,419,700.04	5,263,728.49	6,874,774.47	10,405,288.96	14,692,781.52	10,354,868.01
Unemployment trust fund:							
Deposits by States	35,486,288.27	131,333,962.35	35,371,755.15	38,019,602.53	125,069,279.57	36,921,684.64	38,740,032.42
Interest on investments			30,230.98	103,396.74			11,857,670.63
Old-age reserve account:							
Transfers from General Fund	38,000,000.00	38,000,000.00	33,000,000.00	32,000,000.00	32,000,000.00	32,000,000.00	37,000,000.00
Interest on investments							
Railroad retirement account:							
Transfers from General Fund	22,000,000.00	9,500,000.00	11,500,000.00	11,500,000.00	16,500,000.00	16,500,000.00	1,500,000.00
Interest on investments							
Total	202,702,976.07	197,991,090.17	106,498,152.27	113,554,253.24	188,276,822.93	115,867,152.42	119,080,552.46
EXPENDITURES							
Trust accounts:							
District of Columbia		3,080,724.77	4,610,236.20	4,179,274.23	3,988,468.97	4,721,872.82	3,338,069.38
Government life insurance fund	7,366,612.20	5,691,724.44	7,716,693.52	4,248,629.39	7,536,695.73	5,672,546.91	4,465,118.62
Adjusted service certificate fund	^b 136,946.42	285,320.31	171,913.26	37,423.35	103,939.09	78,776.95	934,456.17
Civil service retirement fund:							
Annuities and refunds	5,182,035.16	5,166,897.02	5,264,158.81	5,275,876.37	5,310,612.17	5,284,742.97	5,276,048.43
Investments	72,700,000.00	^c 1,007,891.26	^c 2,100,000.00	^c 2,600,000.00	^c 1,600,000.00	^c 2,000,000.00	^c 1,600,000.00
Foreign service retirement fund:							
Annuities and refunds	24,272.00	29,744.15	25,801.48	31,535.84	23,595.57	28,562.13	28,880.96
Investments	327,000.00	^c 29,000.00	^c 30,000.00	^c 24,000.00	^c 25,000.00	^c 28,000.00	^c 29,000.00
Canal Zone retirement fund:							
Annuities and refunds	63,858.71	63,074.50	63,463.56	74,046.60	74,589.78	72,957.90	72,713.41
Investments	459,000.00	^c 19,000.00	^c 16,000.00	^c 40,000.00	^c 16,000.00	^c 29,000.00	^c 21,000.00
Alaska Railroad retirement fund:							
Annuities and refunds	7,274.19	4,691.62	4,022.33	4,438.76	7,378.38	4,494.26	8,429.51
Investments	175,000.00		20,000.00			^d 10,000.00	
Indian tribal funds	423,484.89	414,201.80	818,523.51	^b 12,813.43	^b 103,743.87	1,452,709.32	684,596.47
Other	10,443,116.64	1,944,001.53	7,302,112.85	1,424,218.95	^b 4,130,539.63	6,924,990.16	14,908,001.82
Unclassified items	^b 44,918.64	38,978.16	2,783.32	^b 18,462.82	^b 12,800.80	7,864.66	7,955.72
Transactions in checking accounts of governmental agencies (net), etc.:							
Commodity Credit Corporation	10,391,294.66	30,984,115.76	26,677,960.96	22,748,868.76	17,977,567.89	15,508,477.26	9,713,584.62
Export-Import Bank of Washington—Reconstruction Finance Corporation funds	^b 1,363,824.97	1,163,702.77	615,365.11	52,451.19	^b 688,532.58	^b 8,844,429.83	9,393,274.45
Rural Electrification Administration	1,391,921.88	^b 953,538.29	^b 5,434.00	^b 472,725.88	^b 35,223.23	^b 294,658.87	1,305.54
Reconstruction Finance Corporation	^b 259,790,843.67	9,986,291.77	23,868,358.16	18,602,028.98	20,566,954.25	18,028,776.01	^b 16,149,595.29
United States Housing Authority	1,795,183.90	1,088,989.79	1,575,723.38	1,451,079.12	832,632.89	3,939,410.40	6,661,726.10
Other	^b 556,432,134.71	24,348,908.77	^b 9,537,167.76	^b 7,444,940.08	^b 11,401,473.48	879,603.43	^b 36,400,978.93
Public Works Administration revolving fund (act June 21, 1938)							
Chargeable against increment on gold:							
Melting losses, etc.	922.38	20	1,449.34				
Payments to Federal Reserve banks (sec. 13b, Federal Reserve Act, as amended)							
For retirement of national bank notes	3,386,420.00	2,110,885.45					
Footnotes at end of table.							

TABLE 3.—Classified receipts and expenditures, monthly July 1938 to June 1939, and annually for the fiscal years 1938 and 1939—Con.

	1938						1939
	July	August	September	October	November	December	January
TRUST ACCOUNTS, INCREMENT ON GOLD, ETC.—							
Continued							
EXPENDITURES—Continued							
Unemployment trust fund:							
Investments.....		\$82,000,000.00	\$4,000,000.00	\$14,000,000.00	\$96,000,000.00	\$32,000,000.00	\$10,000,000.00
Withdrawals by States.....		52,715,000.00	40,045,000.00	39,695,000.00	26,440,000.00	19,435,000.00	33,318,000.00
Old-age reserve account:							
Investments.....	38,000,000.00	33,000,000.00	33,000,000.00	32,000,000.00	32,000,000.00	32,000,000.00	32,000,000.00
Benefit payments.....	779,513.08	826,495.23	853,254.97	1,073,917.60	1,023,045.32	1,077,369.15	1,121,312.29
Railroad retirement account:							
Investments.....	2,000,000.00	1,500,000.00	1,500,000.00	1,500,000.00	1,500,000.00	1,500,000.00	1,500,000.00
Benefit payments.....	8,061,676.46	8,387,278.51	8,597,414.93	8,759,215.41	8,621,252.73	9,011,216.37	8,849,785.61
Total.....	\$118,820,081.66	262,841,837.30	147,045,583.93	116,650,062.24	204,146,019.18	146,443,302.50	89,082,884.88
Excess of receipts over expenditures.....	321,523,057.73						29,997,667.58
Excess of expenditures over receipts.....		64,850,747.13	40,547,431.66	3,095,809.00	5,869,196.25	30,576,150.08	
	1939					Total, fiscal year	
	February	March	April	May	June	1939	1938
GENERAL AND SPECIAL ACCOUNTS							
RECEIPTS							
Internal revenue:							
Income tax.....	\$55,662,983.01	\$505,772,709.10	\$39,714,076.54	\$42,924,120.80	\$355,136,258.54	\$2,182,300,486.97	\$2,634,618,138.71
Miscellaneous internal revenue.....	142,278,339.55	182,815,897.41	155,316,168.40	186,967,597.13	192,427,387.77	2,231,933,302.37	2,279,453,099.10
Unjust enrichment tax.....	513,463.26	253,200.50	568,388.57	465,260.09	1,013,424.00	6,456,802.43	5,666,571.57
Taxes under Social Security Act:							
Title VIII.....	102,239,173.88	2,186,878.53	27,096,583.44	109,092,914.32	3,287,074.45	530,357,680.11	514,405,671.38
Title XI.....	52,119,014.54	1,670,893.52	2,810,564.02	9,124,648.92	732,265.74	100,868,935.68	90,103,584.91
Unclassified.....						\$2,900.70	\$60,610.59
Taxes upon carriers and their employees.....	27,504,743.55	26,967.84	388,291.53	6,103,403.09	21,074,589.67	109,256,539.77	150,131,981.38
Customs.....	22,361,361.34	29,265,728.05	29,437,454.14	25,318,101.69	24,516,965.62	318,837,311.27	359,187,249.57

Miscellaneous receipts:							
Proceeds of Government-owned securities:							
Principal—foreign obligations					2,754.74	78,509.49	74,297.58
Interest—foreign obligations					167,766.42	423,943.33	513,773.24
Other	6,622,490.41	3,865,227.29	2,666,208.59	3,142,153.08	2,346,823.84	59,401,833.14	64,984,046.10
Panama Canal tolls, etc.	2,026,093.53	2,276,154.70	2,117,983.43	2,190,163.13	2,009,765.82	24,834,261.91	25,107,974.85
Seigniorage	1,704,078.29	2,095,320.77	1,344,091.84	2,050,936.58	3,239,747.95	22,758,976.35	35,603,220.44
Other miscellaneous	4,317,583.08	7,162,013.45	6,833,356.96	9,402,084.95	6,566,952.75	81,269,893.47	81,891,328.55
Total	417,349,324.44	737,390,991.76	268,343,167.46	396,781,388.78	612,521,757.31	5,667,823,623.59	6,241,661,226.99
EXPENDITURES							
I. General:							
Departmental: ¹							
Legislative establishment	1,620,522.97	1,698,050.57	1,399,236.09	2,179,518.49	1,013,941.78	21,943,644.12	25,779,939.60
Executive proper	37,297.87	34,207.19	32,755.14	32,083.74	34,313.98	447,241.07	479,019.68
State Department	1,505,984.71	1,661,208.01	1,471,438.74	1,451,161.94	1,940,264.89	19,144,759.12	19,327,280.05
Treasury Department	13,175,027.88	14,003,441.93	12,772,572.17	14,210,317.45	13,372,335.79	159,755,322.50	152,075,169.02
War Department (nonmilitary)	155,266.76	190,245.01	226,150.55	218,978.56	362,797.35	3,370,320.01	2,964,605.98
Department of Justice	3,489,365.62	3,717,485.82	3,828,182.04	3,571,042.43	3,768,865.41	43,395,595.24	42,039,253.53
Post Office Department	^b 27,589.82	52,233.29	30,561.35	21,121.09	^b 1,745,988.23	^b 1,668,621.43	^b 2,909,134.52
Department of the Interior	11,059,955.32	6,570,763.07	7,263,428.64	8,361,620.92	8,068,237.52	118,524,499.20	98,877,813.99
Department of Agriculture	8,243,580.67	8,065,348.53	9,292,814.53	8,218,323.15	9,445,457.95	126,491,746.53	112,774,127.32
Department of Commerce	2,459,203.22	2,847,927.46	2,532,426.86	2,640,517.17	2,815,591.71	34,696,971.80	41,177,583.75
Department of Labor	1,510,745.44	1,488,742.42	1,878,330.06	1,485,137.45	1,557,636.50	18,844,671.50	18,102,336.65
Shipping Board			^b 4.65			95.35	^b 2,872,975.36
United States Maritime Commission	1,987,190.33	5,176,941.40	4,797,008.83	6,776,752.28	6,497,264.15	43,567,093.46	^b 1,949,424.00
Civil Aeronautics Authority	1,489,085.64	1,452,465.95	1,275,763.94	1,147,994.22	957,646.25	13,519,226.52	
Independent offices and commissions	3,989,945.08	4,038,903.81	4,220,630.41	3,940,755.95	4,455,304.20	47,626,024.95	41,583,202.79
Unclassified items	219,087.18	^b 108,300.58	^b 24,545.81	^b 34,438.16	100,558.51	42,318.92	46,884.13
Adjustment for disbursing officers' checks outstanding	50,911,863.87	50,879,663.88	50,996,748.95	54,110,886.74	52,644,263.76	649,700,908.86	559,159,902.37
	+3,604,048.25	-298,373.35	+1,057,138.78	-349,313.31	-3,156,539.50	-4,708,752.23	+438,209.47
Total departmental	54,515,917.12	50,581,290.53	52,053,887.73	53,761,573.43	49,487,724.26	644,992,156.63	559,598,111.84
Public buildings ¹	3,247,059.19	3,463,020.33	2,956,119.76	3,955,502.14	4,005,628.32	45,124,602.58	60,817,513.97
Public highways ¹	10,654,005.23	7,979,382.87	8,075,592.26	10,331,397.35	13,220,748.02	176,787,234.04	152,036,509.61
River and harbor work and flood control ¹	12,337,229.43	13,029,949.39	12,540,810.64	14,215,230.02	16,041,070.02	185,972,351.85	164,995,448.61
Reclamation projects ¹	5,042,346.83	5,127,417.91	4,764,865.63	6,059,180.06	6,885,685.15	50,096,453.03	39,907,512.71
Rural Electrification Administration: ¹							
Loans	2,714,910.83	3,125,022.30	1,803,213.53	1,871,701.54	1,420,419.97	34,841,969.28	9,159,343.23
Other	182,228.89	198,259.85	112,452.96	218,397.48	214,812.43	2,149,338.28	1,468,169.18
Unclassified							
Panama Canal	654,674.31	825,673.24	751,369.53	658,180.56	632,001.98	9,801,887.72	11,361,129.66
Postal deficiency (current) ²	^b 57,713.93		191,424.50	10,000,000.00	6,059,824.39	41,199,420.20	43,407,438.40
Postal deficiency (prior years) ²					37,842.59	37,842.59	851,422.78
Railroad Retirement Board:							
Administrative expenses	207,805.82	248,374.88	226,699.32	260,207.67	273,031.83	2,868,033.44	2,613,296.73
Railroad unemployment insurance administration fund	42,350.86	90,853.66	53,018.20	46,389.79	110,454.85	476,795.89	
Annuity payments							^b 3,985,323.28

Footnotes at end of table.

TABLE 3.—Classified receipts and expenditures, monthly July 1938 to June 1939, and annually for the fiscal years 1938 and 1939—Continued

	1939					Total, fiscal year	
	February	March	April	May	June	1939	1938
GENERAL AND SPECIAL ACCOUNTS—Continued							
EXPENDITURES—Continued							
I. General—Continued.							
Social Security Act:							
Administrative expenses:							
Social Security Board.....	\$1,723,190.87	\$1,689,738.74	\$1,810,744.57	\$1,735,525.61	\$1,782,130.53	\$20,901,117.46	\$19,613,584.38
Department of Commerce.....	7,294.15	9,489.74	7,933.70	8,028.47	8,912.95	81,067.92	8,513.70
Department of Labor.....	27,005.12	25,382.35	23,691.90	28,243.40	37,217.05	323,928.10	336,379.18
Grants to States:							
Social Security Board.....	24,011,869.81	21,505,070.60	30,724,190.39	30,225,102.49	15,527,733.42	304,026,288.18	254,769,184.91
Department of Labor.....	115,536.50	38,649.49	1,931,843.54	251,159.03	99,433.18	8,233,137.48	7,833,235.95
Treasury Department.....	41,667.25		2,307,815.23	23,491.50	19,039.37	8,005,731.30	8,892,079.88
Unclassified.....						^b 10.61	10.61
United States Housing Authority ¹	361,299.51	479,784.53	463,037.86	169,230.32	460,952.64	3,417,023.23	165,424.32
District of Columbia (United States share).....						5,000,000.00	5,000,000.00
National defense: ¹							
Army.....	34,192,931.97	37,687,114.67	34,552,824.64	37,295,063.15	37,277,726.85	441,212,619.27	404,701,839.33
Navy.....	43,083,602.65	52,884,782.29	52,540,017.97	52,853,304.74	57,446,338.55	633,339,021.35	569,455,393.71
Veterans' Administration ¹	44,461,771.40	45,843,919.91	45,592,102.11	45,391,055.85	44,926,054.46	551,914,008.81	581,764,663.30
Agricultural Adjustment program:							
Agricultural Adjustment Administration.....	^b 12,026.93	^b 2,351.67	^b 9,181.19	^b 6,776.62	^b 6,267.05	^b 97,366.75	^b 334,458.69
Agricultural Adjustment Administration ¹	6,695,634.13	12,252,797.66	7,708,531.82	8,426,506.62	2,320,853.20	69,935,947.23	17,001,480.91
Agricultural Adjustment Administration (act Aug. 24, 1935).....	10,058,027.61	5,761,458.75	4,938,413.00	7,649,398.17	8,452,200.97	210,505,293.56	38,156,532.69
Agricultural contract adjustments.....	37,653.42	45,747.75	24,355.54	24,540.86	26,993.01	477,636.62	2,992,126.87
Soil Conservation and Domestic Allotment Act.....	43,732,173.95	75,142,324.65	83,145,825.11	81,019,371.68	62,352,145.76	477,942,480.42	303,852,184.12
Federal Crop Insurance Act:							
Administrative expenses.....	330,134.99	599,231.11	291,852.02	285,105.32	234,041.02	3,320,839.82	
Subscriptions to capital stock of Federal Crop Insurance Corporation.....						5,000,000.00	
Price Adjustment Act of 1938.....		152.35	1,634,532.09	8,724,693.19	9,144,039.36	19,503,416.99	
Unclassified.....	^b 2,508.78	3,392.95	^b 2,378.89	2,250.15	^b 159.12	9,204.81	^b 8,656.65
Farm Tenant Act:							
Loans.....	1,540,233.27	2,937,789.01	2,655,325.15	2,708,432.13	2,787,825.52	20,598,014.77	2,275,429.47
Other.....	418,649.61	593,188.52	571,634.33	633,028.60	680,018.36	6,036,283.73	776,319.23
Unclassified.....	^b 1,626.21				4.67	96.75	^b 92.08
Civilian Conservation Corps ¹	22,176,998.58	23,830,148.77	22,043,863.08	22,999,739.20	23,939,856.48	239,831,445.12	324,986,035.04
Farm Credit Administration: ¹							
Crop loans.....	^b 95,987.07	3,583,345.10	4,936,193.70	2,076,215.27	350,634.33	^b 675,098.24	4,156,442.16
Other.....	57,239.94	52,680.85	250,969.63	225,490.39	198,870.24	5,149,237.96	4,016,787.73
Unclassified.....	^b 2,774.09	1,280.98	^b 169.16	^b 96,081.13	96,203.95		^b 18,293.78

Tennessee Valley Authority	3,254,007.94	3,146,995.98	3,037,153.13	2,642,250.75	2,819,989.15	40,806,800.57	42,002,238.16
Interest on the public debt	17,437,031.59	119,662,465.93	66,023,676.44	10,370,177.10	272,150,472.82	940,539,763.50	926,280,713.67
Refunds:							
Customs	1,434,369.92	1,444,874.39	1,224,441.40	2,016,984.66	1,111,754.92	16,678,803.38	16,156,340.00
Internal revenue	2,449,836.71	3,819,230.62	3,510,201.07	4,983,440.52	2,603,438.28	39,177,056.66	32,791,660.60
Processing tax on farm products	769,239.81	1,024,302.15	774,828.17	1,081,423.45	868,936.30	12,004,543.01	10,232,689.76
To States of taxes collected under title IX of the Social Security Act							40,561,886.43
Subtotal	347,848,770.20	498,732,171.13	456,293,865.76	425,135,183.11	635,107,289.98	5,327,746,417.93	4,660,648,348.45
II. Recovery and relief:							
Agricultural aid:							
Federal Farm Mortgage Corporation—reduction in interest rate on mortgages		2,174,132.39			1,959,747.69	7,818,547.62	5,726,515.05
Federal land banks:							
Capital stock	6 172,435.07		250,000.00			150,800.00	4,736,775.00
Subscriptions to paid-in surplus	452,532.36	487,894.34	967,778.88	1,291,392.19	1,139,942.28	11,590,935.22	32,977,497.53
Reduction in interest rates on mortgages	8,716,767.64		420,431.83	3,849,614.52	3,115,885.46	30,639,785.96	32,114,033.21
Commodity Credit Corporation:							
Restoration of capital impairment							94,285,404.73
Other ^a						108,030.89	66,965.57
Relief:							
Federal Emergency Relief Administration: ^b							
Reconstruction Finance Corporation funds	322.42	7,172.01	1,331.52		9,027.21	19,043.35	31,310.94
Other	90,703.98	83,248.99	75,426.31	71,256.73	81,772.81	1,640,742.47	4,337,769.82
Civil Works Administration	16,870.33	21,779.82	18,370.92	18,926.97	15,937.56	222,267.81	222,101.04
Civilian Conservation Corps	41,716.00	41,947.76	39,631.05	36,598.04	43,885.13	554,082.99	1,306,512.57
Department of Agriculture, relief	337.00		1,240.00		6 16.78	2,087.85	2,472.25
Public works (including work relief):							
Reclamation projects	1,395,348.86	1,531,293.37	1,882,256.98	3,223,304.73	1,681,586.63	29,232,975.10	25,498,296.95
Public highways	1,678,118.45	1,883,941.84	1,942,933.79	1,399,211.00	6 1,950.79	27,729,210.39	84,575,923.50
River and harbor work and flood control	483,206.32	467,767.36	468,633.58	350,753.15	6 2,802,127.85	7,026,400.56	33,639,018.24
Rural Electrification Administration	50,439.65	21,279.60	74,354.93	52,574.14	43,965.04	776,073.31	4,565,206.87
Works Progress Administration (including National Youth Administration)	159,924,793.02	201,027,922.75	173,255,067.26	173,210,855.71	166,854,658.99	2,239,603,411.09	1,472,499,478.21
Public Works Administration, grants (act June 21, 1933)	37,294,615.20	31,158,678.51	32,942,302.36	26,147,817.75	23,617,268.19	265,026,998.22	
Public Works Administration, loans (act June 21, 1933)	2,507,994.24	1,984,766.18	3,480,749.88	2,816,441.53	3,736,107.89	18,740,571.72	
Other:							
Administrative expenses, Public Works Administration	2,062,834.43	2,432,963.96	2,297,396.55	2,424,769.34	2,275,595.86	23,404,322.34	15,109,011.28
Legislative establishment	14,443.73	10,017.54	9,784.30	13,350.92	51,357.27	175,686.36	515,895.17
State Department	1,456.68	3,710.53	2,167.22	5,427.99	3,993.46	20,347.18	1,650,879.27
Treasury Department:							
Public buildings	499,935.87	454,995.39	565,289.16	725,185.63	248,450.18	6,296,266.83	15,889,790.32
Other	2,594,722.42	2,981,739.29	2,677,222.87	2,625,492.54	2,914,349.69	27,930,468.22	24,750,372.42
War Department (nonmilitary)	32					1,446.42	316.97

Footnotes at end of table.

TABLE 3.—Classified receipts and expenditures, monthly July 1938 to June 1939, and annually for the fiscal years 1938 and 1939—Continued

	1939					Total, fiscal year	
	February	March	April	May	June	1939	1938
GENERAL AND SPECIAL ACCOUNTS—Continued							
EXPENDITURES—Continued							
II. Recovery and relief—Continued.							
Public works (including work relief)—Continued.							
Other—Continued.							
National defense:							
Army.....	\$3,641,825.95	\$4,205,652.49	\$5,036,813.77	\$6,518,410.34	\$6,770,841.99	\$48,395,313.83	\$26,863,051.55
Navy.....	3,582,892.55	3,334,006.63	3,953,409.54	4,137,143.52	4,314,694.11	39,579,971.58	26,822,907.09
Department of Justice.....	197,182.11	212,931.13	182,354.31	232,135.82	192,802.50	5,273,308.23	1,210,708.29
Department of the Interior.....	3,042,661.57	4,944,103.79	3,402,673.19	3,024,570.49	9,712,273.67	44,835,217.68	32,407,750.59
Department of Agriculture.....	2,195,160.00	2,613,075.29	2,573,436.13	3,215,303.96	3,388,246.10	32,613,617.06	27,342,732.98
Department of Commerce.....	429,516.33	537,021.32	379,144.18	524,641.55	393,710.17	4,816,792.56	569,517.13
Department of Labor.....	133,879.91	163,959.15	134,282.61	173,960.77	284,163.35	2,275,733.33	7,528,698.21
Veterans' Administration.....	483,314.96	520,276.54	703,591.29	\$57,141.39	1,120,394.90	5,156,713.29	213,071.61
Independent offices and commissions.....	1,269,171.80	1,572,700.47	1,394,336.86	1,830,924.15	2,017,020.82	17,092,315.38	13,065,141.33
District of Columbia.....				245.01	^b 245.01		9,332.44
Unclassified items.....	^b 370,893.70	246,128.55	89,814.20	^b 11,828.18	132,676.55	^b 108,211.74	223,839.46
Aid to home owners:							
Home loan system:							
Reconstruction Finance Corporation funds:							
Home loan bank stock.....							4,734,900.00
Federal savings and loan associations.....	1.15		5.99		.75	7.89	11,797.85
Emergency housing.....	^b 7,854.45	2,499.00	^b 850.73	2,581.83	^b 6,443.33	65,133.97	22,457,595.22
United States Housing Authority.....	207,421.66	130,102.19	36,342.88	71,032.84	77,538.33	5,212,308.36	20,487,826.32
Federal Housing Administration:							
Reconstruction Finance Corporation funds.....	488,967.84	492,925.81	261,055.99	303,332.37	3,748,478.17	9,140,887.19	11,725,002.46
Other.....						^b 19.75	16.99
Farm Security Administration.....	19,179,153.63	31,625,952.02	24,550,244.75	22,546,425.86	12,614,680.07	183,622,851.11	180,149,108.66
Miscellaneous:							
Reconstruction Finance Corporation: ^a							
Disaster Loan Corporation stock.....	2,000,000.00		2,000,000.00		2,000,000.00	8,000,000.00	4,000,000.00
Loans and grants to States, municipalities, etc., under act July 21, 1932.....							^b 254,374.30
Other.....							3,405,199.62
Export-Import Bank of Washington ^a						3,295.88	2,703.70
Administration for Industrial Recovery.....	^b 32.73			^b 24.36	^b 22.19	^b 183.34	^b 4,522.24
Subtotal.....	254,122,264.53	297,406,591.01	266,048,129.33	261,688,975.29	251,748,886.87	3,104,687,554.41	2,237,563,551.87

III. Revolving funds (net):							
Agricultural aid:							
Farm Credit Administration:							
Reconstruction Finance Corporation funds:							
Crop production loans	^b 48,887.07	^b 31,841.85	^b 39,591.14	^b 36,172.18	^b 29,438.61	^b 468,768.12	^b 633,621.71
Regional agricultural credit corporations	^b 203,189.07	^b 232,918.37	^b 137,878.51	11,998.78	^b 12,877.59	^b 5,291,844.60	^b 7,918,444.60
Loans to joint stock land banks	^b 483.55	^b 434.32	^b 1,231.12	^b 2,463.55	^b 1,023.54	^b 25,360.60	^b 75,487.51
Farm mortgage relief		63.42				63.42	
Farm Credit Administration	12,958.97	16,131.26	14,517.69	13,922.90	14,720.53	170,651.74	201,387.21
Unclassified	^b 36.84	^b 307.13	456.06	^b 692.20	50,569.38	50,000.00	964.54
Other	^b 255,725.79	^b 176,444.18	^b 205,201.78	^b 218,924.79	^b 123,305.78	^b 2,748,841.97	^b 4,220,899.84
Public works:							
Loans and grants to States, municipalities, etc.	10,835,441.28	6,074,758.39	8,361,193.44	7,683,255.53	8,575,157.68	100,765,694.91	136,875,352.65
Loans to railroads						^b 8,276.579.88	
Subtotal	10,365,077.93	5,599,007.22	7,992,354.64	7,450,924.49	8,473,822.07	92,453,595.38	120,952,670.86
IV. Transfers to trust accounts, etc.:							
Old-age reserve account	50,000,000.00	50,000,000.00	55,000,000.00	50,000,000.00	56,000,000.00	503,000,000.00	387,000,000.00
Railroad retirement account		18,000,000.00		93,692.13	3,720.69	107,097,412.82	146,402,587.18
Government employees retirement funds (United States share):							
Civil service retirement fund						74,244,000.00	72,392,000.00
Foreign service retirement fund						187,600.00	188,000.00
Canal Zone retirement fund						500,000.00	500,000.00
Alaska Railroad retirement fund						175,000.00	175,000.00
Subtotal	50,000,000.00	68,000,000.00	55,000,000.00	50,093,692.13	56,003,720.69	685,204,012.82	606,657,587.18
V. Debt retirements:							
Sinking fund	123,400.00	9,561,750.00	1,182,200.00	530,200.00	11,515,550.00	48,517,650.00	^d 65,115,550.00
Received from foreign governments under debt settlements					120,100.00	120,100.00	210,000.00
Estate taxes, forfeitures, gifts, etc.	4,000.00				9,599,700.00	9,608,700.00	^d 139,400.00
Subtotal	127,400.00	9,561,750.00	1,182,200.00	530,200.00	21,235,350.00	58,246,450.00	65,464,950.00
Total expenditures	662,463,512.66	879,299,519.36	786,516,549.73	744,898,975.02	972,569,069.61	9,268,338,030.54	7,691,287,108.36
Excess of receipts over expenditures							
Excess of expenditures over receipts	245,114,188.22	141,908,527.60	518,173,382.27	348,117,586.24	360,047,312.30	3,600,514,404.95	1,449,625,881.37

Footnotes at end of table.

TABLE 3.—Classified receipts and expenditures, monthly July 1938 to June 1939, and annually for the fiscal years 1938 and 1939—Continued

	1939					Total, fiscal year	
	February	March	April	May	June	1939	1938
TRUST ACCOUNTS, INCREMENT ON GOLD, ETC.							
RECEIPTS ¹							
Trust accounts:							
District of Columbia.....	\$3,235,612.42	\$7,159,542.83	\$8,167,279.55	\$3,299,836.19	\$3,016,203.52	\$52,341,997.86	\$45,380,582.62
Government life insurance fund.....	4,708,593.88	7,911,426.65	5,838,225.08	5,311,030.55	28,719,575.88	95,020,729.20	² 93,459,208.42
Adjusted service certificate fund.....	2,436.28	4,014.78	11,399.13	173.53	18,124.42	1,025,927.88	1,475,212.45
Civil service retirement fund:							
Transfers from General Fund (United States share).....						74,244,000.00	72,392,000.00
District of Columbia share.....						842,760.00	842,760.00
Deductions from employees' salaries, etc.....	3,256,461.47	3,380,455.07	3,329,671.00	3,303,190.66	3,347,114.78	39,172,242.48	37,272,634.54
Interest and profits on investments.....	54,443.84	58,827.40	57,260.27	63,506.85	17,948,164.37	19,220,490.57	16,635,825.67
Foreign service retirement fund:							
Transfers from General Fund (United States share).....						187,600.00	188,000.00
Deductions from employees' salaries, etc.....		7.90	465.13			189,725.65	190,248.95
Interest on investments.....	663.01	715.40	791.67	870.58	135,679.01	141,332.72	133,896.55
Canal Zone retirement fund:							
Transfers from General Fund (United States share).....						500,000.00	500,000.00
Deductions from employees' salaries, etc.....	43,766.28	44,745.31	40,874.81	43,393.71	44,162.44	509,292.75	508,617.35
Interest on investments.....	1,325.59	534.79	1,024.66	1,136.44	153,259.40	159,002.85	145,882.53
Alaska Railroad retirement fund:							
Transfers from General Fund (United States share).....						175,000.00	175,000.00
Deductions from employees' salaries, etc.....						107,282.10	156,207.87
Interest on investments.....	7,879.07	11,469.49	886.20	13,019.70	1,893.17	21,089.87	10,972.28
Indian tribal funds.....	261,265.09	936,110.51	336,699.23	410,055.55	826,359.83	16,362,066.43	6,725,897.33
Insular possessions.....	1,400,362.52	1,677,110.63	1,625,658.27	1,691,719.21	1,375,372.49	19,554,439.64	15,380,008.57
Other.....	2,938,556.93	2,247,104.20	2,362,956.96	2,681,059.82	2,230,275.26	29,901,002.60	30,355,263.54
Unclassified items.....	33,715.37	1,708,773.76	³ 2,080,189.48	1,154,596.75	⁴ 863,141.59	⁵ 400,278.77	599,458.39
Increment resulting from reduction in the weight of the gold dollar.....	28,589.67	28,769.71	20,464.06	28,953.52	28,736.00	481,398.61	1,094,842.97
Seigniorage ⁶	5,050,355.54	7,244,782.93	6,560,990.40	6,193,983.15	8,575,162.86	90,267,427.02	90,351,012.40
Unemployment trust fund:							
Deposits by States.....	148,330,413.95	33,964,380.57	33,523,195.44	137,081,388.53	17,408,524.40	811,250,507.82	747,660,496.77
Interest on investments.....		74,033.15	88,190.61		14,683,080.06	26,836,602.17	15,172,022.11
Old-age reserve account:							
Transfers from General Fund.....	50,000,000.00	50,000,000.00	55,000,000.00	50,000,000.00	56,000,000.00	503,000,000.00	387,000,000.00
Interest on investments.....					26,951,054.81	26,951,054.81	15,412,232.89
Railroad retirement account:							
Transfers from General Fund.....		18,000,000.00		93,692.13	3,720.69	107,097,412.82	146,402,537.18
Interest on investments.....				266,301.37	1,935,575.35	2,201,876.72	1,410,821.92
Total.....	219,354,440.91	134,452,805.08	114,885,842.99	211,637,908.24	183,059,987.02	1,917,361,983.80	1,727,031,693.30

EXPENDITURES⁷

Trust accounts:								
District of Columbia.....	4,004,219.44	4,692,583.47	4,506,180.64	4,662,955.41	5,596,182.68	47,380,768.01	46,452,721.05	
Government life insurance fund.....	5,751,617.37	7,762,859.06	5,050,558.66	4,933,614.93	24,804,930.97	91,001,601.80	113,718,660.98	
Adjusted service certificate fund.....	2,853.34	186,107.79	^b 472,469.81	521,523.94	^b 491,272.25	1,221,625.72	2,269,602.66	
Civil service retirement fund:								
Annuities and refunds.....	5,251,707.55	5,391,245.97	5,460,901.68	5,553,759.72	5,340,621.75	63,758,607.60	62,489,850.22	
Investments.....	^c 2,300,000.00	^c 2,200,000.00	^c 1,900,000.00	^c 1,900,000.00	15,400,000.00	69,092,108.74	64,508,437.25	
Foreign service retirement fund:								
Annuities and refunds.....	23,616.57	22,993.55	21,939.11	28,418.47	32,074.35	321,434.18	308,449.14	
Investments.....	^c 25,000.00	^c 24,000.00	^c 24,000.00	^c 24,000.00	135,000.00	200,000.00	217,000.00	
Canal Zone retirement fund:								
Annuities and refunds.....	77,186.71	¹⁰ 75,675.83	77,034.34	72,145.30	¹⁰ 71,684.94	¹⁰ 858,431.58	798,420.20	
Investments.....	^c 56,000.00	^c 20,000.00	^c 34,000.00	^c 34,000.00	¹⁰ 110,000.00	¹⁰ 284,000.00	358,000.00	
Alaska Railroad retirement fund:								
Annuities and refunds.....	7,222.67	6,507.66	5,110.74	7,127.84	¹⁰ 5,070.58	¹⁰ 71,768.54	68,902.29	
Investments.....	10,000.00				¹⁰ 21,000.00	¹⁰ 236,000.00	275,000.00	
Indian tribal funds.....	257,432.96	^b 107,834.36	53,838.09	163,202.69	912,502.25	4,962,050.32	8,286,690.04	
Other.....	10,251,636.86	2,985,881.53	2,600,012.02	^b 12,457,282.51	3,531,059.44	45,727,299.56	27,272,499.37	
Unclassified items.....	^b 11,080.92	^b 5,487.70	16,354.14	31,916.42	47,137.11	65,888.65	23,264.63	
Transactions in checking accounts of governmental agencies (net), etc.:								
Commodity Credit Corporation.....	46,398.85	2,113,543.21	4,850,407.38	^b 4,496,207.10	^b 388,976.76	136,127,035.49	^b 118,448,067.11	
Export-Import Bank of Washington—Reconstruction Finance Corporation funds.....	^b 958,674.85	1,653,262.86	^b 838,234.52	1,181,009.97	183,330.82	1,549,270.42	^b 1,206,460.00	
Rural Electrification Administration.....	127,786.70	^b 1,822,174.05	525,472.02	736,257.63	564,448.84	385,538.79	33,930,430.61	
Reconstruction Finance Corporation.....	^b 325,771,257.53	^b 6,928,119.28	^b 69,682,180.82	2,693,424.58	^b 85,861,000.37	^b 658,437,863.16	^b 8,687,452.52	
United States Housing Authority.....	^b 110,656,128.63	4,778,265.55	6,815,643.91	11,858,191.43	^b 10,157,089.34	^b 59,652,140.77	1,405,580.44	
Other.....	^b 844,647.81	^b 42,121,880.91	^b 33,945,010.14	^b 2,151,806.92	^b 13,146,474.10	^b 188,297,302.64	^b 45,002,007.89	
Public Works Administration revolving fund (act June 21, 1938).....	^b 334,666.67	^b 57,000.00	^b 14,000.00	^b 165,000.00	^b 570,000.00	^b 1,640,666.67		
Chargeable against increment on gold:								
Melting losses, etc.....		15.87				2,388.29	34,678.99	
Payments to Federal Reserve banks (sec. 13b, Federal Reserve Act, as amended).....							125,000.00	
For retirement of national bank notes.....						5,497,305.45	51,478,739.50	
Unemployment trust fund:								
Investments.....	111,000,000.00		^c 13,000,000.00	108,000,000.00	^c 13,000,000.00	395,000,000.00	559,705,000.00	
Withdrawals by States.....	36,003,000.00	43,905,000.00	41,030,000.00	32,081,000.00	41,153,000.00	441,795,000.00	190,075,000.00	
Old-age reserve account:								
Investments.....	50,000,000.00	50,000,000.00	50,000,000.00	50,000,000.00	52,900,000.00	514,900,000.00	395,200,000.00	
Benefit payments.....	1,155,339.71	1,443,529.16	1,382,953.22	1,677,192.66	1,477,660.84	13,891,583.23	5,404,062.87	

Footnotes at end of table.

TABLE 3.—Classified receipts and expenditures, monthly July 1938 to June 1939, and annually for the fiscal years 1938 and 1939—Continued

	1939					Total, fiscal year	
	February	March	April	May	June	1939	1938
TRUST ACCOUNTS, INCREMENT ON GOLD, ETC.—Continued							
EXPENDITURES—Continued							
Railroad retirement account:							
Investments.....				^c \$10,000,000.00		\$1,000,000.00	\$66,200,000.00
Benefit payments.....	\$8,900,893.55	\$9,275,155.39	\$9,083,270.65	9,203,822.26	\$9,023,095.14	105,774,077.31	79,849,056.18
Total.....	^b \$8,681,392.13	\$2,612,680.60	21,569,781.31	202,177,866.72	88,007,265.57	1,033,075,810.44	1,472,032,068.90
Excess of receipts over expenditures.....	428,035,833.04	51,840,124.48	93,316,061.68	9,460,041.52	95,052,721.45	884,286,173.36	254,999,624.40
Excess of expenditures over receipts.....							

^a Counter-entry receipts (deduct).^b Excess of credits (deduct).^c Excess of redemptions (deduct).^d Revised to adjust classification.^e Additional expenditures on these accounts are included under "Recovery and relief," and "Revolving funds (net)."^f The expenditures shown herein for the Rural Electrification Administration were, prior to Apr. 30, 1939, classified as "Departmental" expenditures.^g The figures for the fiscal years 1938 and 1939 represent payments of \$3,780,035.63 and \$125,343.94, respectively, and repayments of \$7,923,662.85 and \$87,501.35, respectively, on account of adjustments of grants for prior years. The net adjustments are \$851,422.78 and \$37,842.59, respectively.^h Formerly classified under "Recovery and relief—Agricultural aid."ⁱ The figures shown herein for these classifications for the fiscal year 1938 and for the first 5 months in the fiscal year 1939 disagree with the figures heretofore published in the daily Treasury statement due to a revision in classifications referred to in the announcement accompanying the daily Treasury statement for July 1, 1938.^j Includes expenditures made by Federal Surplus Commodities Corporation from funds provided for the Federal Emergency Relief Administration.^k Beginning Dec. 31, 1937, transfers from the General Fund have been treated as receipts instead of offsets against expenditures.^l This item of seigniorage represents the difference between the cost value and the monetary value of silver bullion revalued and held to secure the silver certificates issued on account of silver acquired under the Silver Purchase Act of 1934, and under the President's proclamation dated Aug. 9, 1934.^m Includes \$22,507,108.04, representing 1 year's interest at 4½ percent on \$500,157,956.40 face amount of bonds issued to the United States Government life insurance fund pursuant to sec. 5 of the Adjusted Compensation Payment Act of Jan. 27, 1936.ⁿ Revised to adjust classification. See page 7 of daily Treasury statement for Sept. 15, 1939.^o Includes deposit of proceeds of appropriation for restoration of capital impairment of the Commodity Credit Corporation provided in act of June 25, 1938. The credit to this account is offset by an expenditure in the same amount under the caption "Recovery and relief: Agricultural aid." above.

TABLE 4.—Public debt receipts and expenditures, by classes, fiscal year 1939

[On basis of daily Treasury statements (revised), see p. 311]

Class	Receipts	Expenditures	Public debt increase or decrease (—)	Class	Receipts	Expenditures	Public debt increase or decrease (—)
Market operations:				Special issues:			
Cash:				Certificates of indebtedness:			
Treasury bills.....	\$5,227,365,000.00	\$5,066,764,000.00	\$160,601,000.00	Adjusted service certificate fund..	\$23,000,000.00	\$29,300,000.00	—\$6,300,000.00
Certificates of indebtedness.....	610,050.00	—610,050.00	Unemployment trust fund.....	1,726,000,000.00	1,331,000,000.00	395,000,000.00
Treasury notes.....	670,668,500.00	64,742,950.00	605,925,550.00	Treasury notes:			
Treasury bonds.....	864,582,900.00	9,000.00	864,573,900.00	Old-age reserve account.....	514,900,000.00	514,900,000.00
United States savings bonds (in-				Railroad retirement account.....	11,000,000.00	10,000,000.00	1,000,000.00
cluding unclassified sales).....	715,659,216.95	32,067,395.00	633,591,821.95	Civil service retirement fund.....	121,700,000.00	45,200,000.00	76,500,000.00
Adjusted service bonds.....	6,561,350.00	42,367,850.00	—35,806,500.00	Foreign service retirement fund...	857,000.00	657,000.00	200,000.00
First Liberty bonds.....	2,335,900.00	—2,335,900.00	Canal Zone retirement fund.....	610,000.00	326,000.00	284,000.00
Fourth Liberty bonds.....	5,429,600.00	—5,429,600.00	Alaska Railroad retirement fund...	236,000.00	236,000.00
Postal savings bonds.....	295,280.00	—295,280.00	Postal Savings System.....	96,000,000.00	13,000,000.00	83,000,000.00
Other debt items.....	91.60	301,831.75	—301,740.15	Government life insurance fund...	42,759,000.00	29,400,000.00	13,359,000.00
Retirement of national bank notes				Federal Deposit Insurance Cor-			
and Federal Reserve bank notes		36,162,335.00	—36,162,335.00	poration.....	30,000,000.00	14,000,000.00	16,000,000.00
Total.....	7,484,837,058.55	5,301,086,191.75	2,183,750,866.80	Total.....	2,567,062,000.00	1,472,883,000.00	1,094,179,000.00
Exchanges:				Grand total.....	13,086,783,158.55	9,808,853,291.75	3,277,929,866.80
Treasury notes.....	527,165,300.00	3,034,884,100.00	—2,507,718,800.00				
Treasury bonds.....	2,507,718,800.00	2,507,718,800.00				
Total.....	3,034,884,100.00	3,034,884,100.00				

TABLE 5.—Public debt receipts and expenditures, monthly July 1938 to June 1939, and annually for the fiscal years 1935 to 1939

[On basis of daily Treasury statements (unrevised), see p. 311]

	1938						1939		
	July	August	September	October	November	December	January	February	March
RECEIPTS									
Market operations:									
Cash:									
Treasury bills.....	\$400,563,000.00	\$501,397,000.00	\$400,217,000.00	\$400,662,000.00	\$502,141,000.00	\$403,363,000.00	\$403,661,000.00	\$403,037,000.00	\$504,755,000.00
Treasury notes.....			342,091,300.00			328,577,200.00			
Treasury bonds.....			461,689,100.00	1,000.00		402,892,800.00			
United States savings bonds (including unclassified sales).....	43,727,877.04	37,203,345.65	34,840,188.26	40,215,609.44	37,103,126.82	49,000,438.08	145,826,772.29	68,340,413.24	66,256,144.30
Subtotal.....	444,290,877.04	538,600,345.65	1,238,837,588.26	440,878,609.44	539,244,126.82	1,183,833,438.08	549,487,772.29	471,377,413.24	571,011,144.30
Adjusted service bonds.....	758,500.00	684,350.00	585,900.00	566,200.00	510,650.00	495,400.00	528,750.00	445,900.00	594,050.00
Exchanges:									
Treasury notes.....			19,250,000.00			39,282,600.00			53,113,200.00
Treasury bonds.....			404,707,100.00			889,270,100.00	1,500.00		1,213,620,100.00
Subtotal.....			423,957,100.00			928,552,700.00	1,500.00		1,266,733,300.00
Special series:									
Adjusted service certificate fund (certificates).....							23,000,000.00		
Unemployment trust fund (certificates).....		82,000,000.00	1,000,000.00		96,000,000.00	32,000,000.00	15,000,000.00	111,000,000.00	14,000,000.00
Old-age reserve account (notes).....	38,000,000.00	33,000,000.00	33,000,000.00	32,000,000.00	32,000,000.00	32,000,000.00	32,000,000.00	50,000,000.00	50,000,000.00
Railroad retirement account (notes).....	2,000,000.00	1,500,000.00	1,500,000.00	1,500,000.00	1,500,000.00	1,500,000.00	1,500,000.00		
Civil service retirement fund (notes).....	72,700,000.00	8,400,000.00							
Foreign service retirement fund (notes).....	374,000.00								
Canal Zone retirement fund (notes).....	459,000.00								
Alaska Railroad retirement fund (notes).....	175,000.00		20,000.00			10,000.00		10,000.00	
Postal Savings System (notes).....		10,000,000.00			10,000,000.00		5,000,000.00	7,000,000.00	21,000,000.00
Government life insurance fund (notes).....	2,000,000.00				4,100,000.00	2,600,000.00	3,000,000.00	1,500,000.00	4,100,000.00
Federal Deposit Insurance Corporation (notes).....	20,000,000.00						10,000,000.00		
Subtotal.....	135,708,000.00	134,900,000.00	35,520,000.00	33,500,000.00	143,600,000.00	68,110,000.00	89,500,000.00	169,510,000.00	89,100,000.00
Total public debt receipts.....	580,757,377.04	674,184,695.65	1,698,900,588.26	474,943,809.44	683,354,776.82	2,180,991,538.08	639,518,022.29	641,333,313.24	1,927,438,494.30

	1939			Total, fiscal year				
	April	May	June	1939	1938	1937	1936	1935
RECEIPTS—continued								
Market operations:								
Cash:								
Treasury bills	\$401,103,000.00	\$504,165,000.00	\$402,301,000.00	\$5,227,365,000.00	\$3,757,949,000.00	\$3,604,543,000.00	\$3,556,159,000.00	\$4,007,066,000.00
Treasury notes				670,668,500.00	219,035,700.00	852,904,100.00	2,590,266,150.00	476,483,900.00
Treasury bonds				864,582,900.00	293,513,250.00	1,221,413,000.00	2,301,699,910.00	590,085,100.00
United States savings bonds (including unclassified sales)	57,907,517.37	62,105,047.48	69,949,989.84	712,476,469.81	504,653,947.53	519,731,008.77	265,239,521.00	62,567,043.75
Treasury savings securities			91.60	91.60	197.60			11.88
Deposits for retirement of national bank notes					600,000.00		223,895,115.00	553,936,922.50
Subtotal	459,010,517.37	566,270,047.48	472,251,081.44	7,475,092,961.41	4,775,752,095.13	6,198,591,108.77	8,937,259,686.00	5,690,138,978.13
Adjusted service bonds	447,750.00	463,200.00	480,700.00	6,561,350.00	12,750,800.00	140,589,400.00	1,668,752,150.00	
Exchanges:								
Treasury notes			415,519,500.00	527,165,300.00	1,056,719,300.00	204,425,400.00	795,517,400.00	4,202,409,600.00
Treasury bonds	120,000.00			2,507,718,800.00	1,617,089,300.00	1,546,939,100.00	2,182,661,400.00	2,761,307,850.00
Subtotal	120,000.00		415,519,500.00	3,034,884,100.00	2,673,808,600.00	1,751,364,500.00	2,978,178,800.00	6,963,717,450.00
Special series:								
Adjusted service certificate fund (certificates)				23,000,000.00	32,000,000.00	54,900,000.00	354,600,000.00	213,600,000.00
Unemployment trust fund (certificates)		108,000,000.00	1,267,000,000.00	1,726,000,000.00	1,423,870,000.00	596,439,000.00	37,070,000.00	
Old-age reserve account (notes)	50,000,000.00	50,000,000.00	82,900,000.00	514,900,000.00	395,200,000.00	267,100,000.00		
Railroad retirement account (notes)			11,000,000.00	11,000,000.00	81,200,000.00			
Civil service retirement fund (notes)			40,600,000.00	121,700,000.00	151,600,000.00	78,700,000.00	91,200,000.00	41,400,000.00
Foreign service retirement fund (notes)			483,000.00	857,000.00	731,000.00	881,000.00	631,000.00	765,000.00
Canal Zone retirement fund (notes)			151,000.00	610,000.00	609,000.00	634,000.00	2,378,000.00	111,000.00
Alaska Railroad retirement fund (notes)			21,000.00	236,000.00	275,000.00	52,000.00		
Postal Savings System (notes)	16,000,000.00	27,000,000.00		96,000,000.00	25,000,000.00		30,000,000.00	90,000,000.00
Postal savings bonds							23,744,000.00	25,718,880.00
Government life insurance fund (bonds)						500,157,955.40		
Government life insurance fund (notes)	2,000,000.00	800,000.00	22,659,000.00	42,759,000.00	23,000,000.00			
Federal Deposit Insurance Corporation (notes)				30,000,000.00	25,000,000.00			100,000,000.00
Subtotal	68,000,000.00	185,800,000.00	1,413,814,000.00	2,567,062,000.00	2,158,485,000.00	1,498,863,956.40	536,623,000.00	471,594,880.00
Total public debt receipts	527,578,267.37	752,533,247.48	2,302,065,281.44	13,083,600,411.41	9,620,796,495.13	9,589,408,965.17	14,120,813,686.00	13,125,451,308.13

TABLE 5.—Public debt receipts and expenditures, monthly July 1938 to June 1939, and annually for the fiscal years 1935 to 1939—Continued

	1938						1939		
	July	August	September	October	November	December	January	February	March
EXPENDITURES									
Market operations:									
Cash:									
Treasury bills.....	\$533,950,000.00	\$253,525,000.00	\$400,277,000.00	\$409,949,000.00	\$483,343,000.00	\$402,880,000.00	\$390,835,000.00	\$397,925,000.00	\$493,478,000.00
Certificates of indebtedness..	20,650.00	86,000.00	18,000.00	54,050.00	1,150.00	30,550.00	26,100.00	4,500.00	253,500.00
Treasury notes.....	1,451,700.00	1,201,300.00	14,594,650.00	1,907,200.00	1,288,200.00	9,283,950.00	1,275,300.00	464,850.00	9,964,900.00
Treasury bonds.....			5,000.00					4,000.00	
United States savings bonds.....	6,872,158.25	6,437,683.50	6,619,076.75	6,533,963.75	5,556,346.00	6,196,316.25	6,896,220.75	5,856,465.25	7,838,048.25
Adjusted service bonds.....	5,427,200.00	4,747,450.00	4,378,500.00	3,800,750.00	3,198,250.00	3,141,100.00	3,134,900.00	2,460,750.00	2,849,450.00
First Liberty bonds.....	423,500.00	238,850.00	275,100.00	249,000.00	153,450.00	174,150.00	128,000.00	167,750.00	127,350.00
Fourth Liberty bonds.....	485,300.00	391,850.00	546,250.00	548,950.00	454,500.00	639,950.00	356,600.00	453,300.00	415,300.00
Postal savings bonds.....	198,360.00	1,820.00	1,100.00			800.00	91,980.00	20.00	20.00
Other debt items.....	22,448.50	19,124.75	28,009.50	22,251.00	19,695.00	23,617.75	18,382.75	28,905.25	30,416.25
National bank notes and Federal Reserve bank notes.....	4,207,725.00	3,347,560.00	2,861,260.00	4,354,720.00	2,034,000.00	3,678,863.00	2,311,680.00	3,699,580.00	2,443,660.00
Subtotal.....	553,059,041.75	269,996,638.25	429,603,946.25	427,419,884.75	501,048,591.00	426,049,297.00	405,074,163.50	411,065,120.50	517,400,644.50
Exchanges:									
Treasury notes.....			423,957,100.00			928,552,700.00	1,500.00		1,266,733,300.00
Special series:									
Adjusted service certificate fund (certificates).....	1,000,000.00	500,000.00	500,000.00	600,000.00	500,000.00	500,000.00	22,700,000.00	500,000.00	500,000.00
Unemployment trust fund (certificates).....			5,000,000.00	14,000,000.00			5,000,000.00		14,000,000.00
Civil service retirement fund (notes).....		2,000,000.00	2,100,000.00	2,500,000.00	1,500,000.00	2,000,000.00	1,600,000.00	2,300,000.00	2,200,000.00
Foreign service retirement fund (notes).....	47,000.00	29,000.00	30,000.00	24,000.00	25,000.00	28,000.00	29,000.00	25,000.00	24,000.00
Canal Zone retirement fund (notes).....		19,000.00	16,000.00	40,000.00	16,000.00	29,000.00	21,000.00	56,000.00	20,000.00
Postal Savings System (notes).....			13,000,000.00						
Government life insurance fund (notes).....			25,000,000.00				1,000,000.00		
Subtotal.....	1,047,000.00	2,548,000.00	45,646,000.00	17,164,000.00	2,041,000.00	2,557,000.00	30,350,000.00	2,881,000.00	16,744,000.00
Total public debt ex- penditures.....	554,106,041.75	272,544,638.25	899,207,046.25	444,583,884.75	503,089,591.00	1,357,158,997.00	435,425,663.50	413,946,120.50	1,800,877,944.50

	1939			Total, fiscal year				
	April	May	June	1939	1938	1937	1936	1935
EXPENDITURES—continued								
Market operations:								
Cash:								
Treasury bills.....	\$404,656,000.00	\$508,569,000.00	\$382,377,000.00	\$5,066,764,000.00	\$4,856,487,000.00	\$3,666,199,000.00	\$3,283,735,000.00	\$3,326,590,000.00
Certificates of indebtedness.....	45,000.00	41,000.00	39,050.00	619,550.00	1,034,550.00	2,533,709.00	4,159,000.00	33,078,700.00
Treasury notes.....	1,206,350.00	653,450.00	21,461,100.00	64,752,950.00	68,393,000.00	72,061,650.00	37,322,750.00	50,269,100.00
Treasury bonds.....				9,000.00	322,400.00	532,400.00	1,500.00	555,000.00
United States savings bonds.....	7,999,061.00	7,852,611.25	7,342,257.00	82,000,208.00	66,629,995.25	36,206,921.50	11,162,525.25	519,225.00
War savings securities.....						11,853.00	16,024.25	21,833.75
Treasury savings securities.....						29,822.00	60,617.00	100,916.00
Victory notes.....						42,150.00	48,200.00	69,450.00
Adjusted service bonds.....	2,507,350.00	2,128,050.00	4,504,200.00	42,367,950.00	82,624,200.00	696,531,400.00	724,235,500.00	
First Liberty bonds.....	153,200.00	102,950.00	142,600.00	2,335,900.00	13,782,900.00	14,850,550.00	100,911,800.00	178,003,600.00
Second Liberty bonds.....						132,100.00	169,000.00	280,200.00
Third Liberty bonds.....						160,000.00	253,200.00	455,950.00
Fourth Liberty bonds.....	397,950.00	332,800.00	407,850.00	5,430,600.00	15,440,000.00	19,457,600.00	278,557,250.00	466,052,550.00
Postal savings bonds.....	560.00	220.00	400.00	295,280.00	1,024,960.00	1,789,200.00	1,798,160.00	1,799,500.00
Consols of 1930.....						8,950.00	596,705,650.00	
Panama Canal bonds.....						36,700.00	74,687,260.00	
Other debt items.....	34,489.25	30,177.50	25,925.25	303,442.75	1,181,466.72	2,061.11	4,687.80	3,303.33
National bank notes and Federal Reserve bank notes.....	2,778,982.00	2,002,635.00	2,441,670.00	36,162,335.00	59,110,840.00	114,402,169.00	428,476,842.50	247,310,320.00
Subtotal.....	419,778,942.25	521,712,893.75	418,832,052.25	5,301,041,215.75	5,166,031,311.97	4,624,988,226.61	5,542,004,966.80	4,305,109,648.08
Exchanges:								
Certificates of indebtedness.....								1,499,391,000.00
Treasury notes.....	120,000.00		415,519,500.00	3,034,884,100.00	2,673,808,600.00	1,751,364,500.00	1,979,500,100.00	1,252,377,600.00
First Liberty bonds.....							481,500.00	1,610,405,050.00
Fourth Liberty bonds.....							997,897,200.00	2,611,543,800.00
Subtotal.....	120,000.00		415,519,500.00	3,034,884,100.00	2,673,808,600.00	1,751,364,500.00	2,978,178,800.00	6,963,717,450.00
Special series:								
Adjusted service certificate fund (certificates).....	1,000,000.00		1,000,000.00	29,300,000.00	42,800,000.00	144,100,000.00	383,300,000.00	175,900,000.00
Unemployment trust fund (certificates).....	13,000,000.00		1,280,000,000.00	1,331,000,000.00	864,165,000.00	303,053,000.00	18,161,000.00	
Civil service retirement fund (notes).....	1,900,000.00	1,900,000.00	25,200,000.00	45,200,000.00	72,100,000.00	44,000,000.00	64,200,000.00	32,400,000.00
Railroad retirement account (notes).....		10,000,000.00		10,000,000.00	15,000,000.00			
Foreign service retirement fund (notes).....	24,000.00	24,000.00	348,000.00	657,000.00	514,000.00	654,000.00	440,000.00	509,000.00
Canal Zone retirement fund (notes).....	34,000.00	34,000.00	41,000.00	326,000.00	251,000.00	179,000.00	1,878,000.00	64,000.00
Postal Savings System (notes).....				13,000,000.00	10,000,000.00	70,000,000.00	55,000,000.00	
Government life insurance fund (notes).....			3,400,000.00	29,400,000.00				
Federal Deposit Insurance Corporation (notes).....	14,000,000.00			14,000,000.00	35,000,000.00	5,000,000.00		
Subtotal.....	29,958,000.00	11,958,000.00	1,309,989,000.00	1,472,883,000.00	1,040,830,000.00	566,986,000.00	522,979,000.00	208,873,000.00
Total public debt expenditures.....	449,856,942.25	533,670,893.75	2,144,340,552.25	9,808,808,315.75	9,880,669,911.97	6,943,338,726.61	9,042,162,786.80	11,477,700,098.08

TABLE 6.—Receipts and expenditures for the fiscal years 1789 to 1939¹

[On basis of warrants issued from 1789 to 1915, inclusive, and on basis of daily Treasury statements (unrevised) from 1916 to 1939, see p. 311. General, special, emergency, and trust accounts combined from 1789 to 1930, inclusive. Trust accounts excluded from 1931 and subsequent years. For explanation of accounts, see p. 312]

Year	Ordinary receipts						Postal revenues, ² exclusive of surplus postal receipts covered into the Treasury	Total ordinary receipts and postal revenues	Surplus (+) or deficit (−) of ordinary receipts covered into the Treasury compared with expenditures chargeable against ordinary receipts ⁴	
	Customs (including tonnage tax)	Internal revenue		Sales of public lands ¹	Surplus postal receipts covered into the Treasury	Miscellaneous				Total ordinary receipts
		Income and profits taxes	Miscellaneous							
1789-91	\$4,399,473					\$19,440	\$4,418,913	\$91,739	\$4,510,652	+\$149,886
1792	3,443,071		\$208,943			17,946	3,669,960	67,443	3,737,403	−1,409,572
1793	4,255,307		337,706		\$11,021	48,889	4,652,923	93,725	4,746,648	−170,610
1794	4,801,065		274,090		29,478	327,272	5,431,905	99,469	5,531,374	−1,558,934
1795	5,588,461		337,755		22,400	165,918	6,114,534	138,220	6,252,754	−1,425,275
1796	6,567,988		475,290	\$4,836	72,910	1,256,506	8,377,530	122,156	8,499,686	+2,650,544
1797	7,549,650		575,491	83,541	64,500	415,599	8,688,781	149,498	8,838,279	+2,555,147
1798	7,106,062		644,358	11,963	39,500	98,613	7,900,496	193,477	8,093,973	−223,992
1799	6,610,449		779,136		41,000	116,228	7,546,813	223,846	7,770,659	−2,119,642
1800	9,080,933		809,396	444	78,000	879,976	10,848,749	202,804	11,051,553	−62,674
1801	10,750,779		1,048,033	167,726	79,500	889,293	12,935,331	240,942	13,176,273	+3,540,749
1802	12,438,236		621,899	188,628	35,000	1,712,031	14,995,794	292,044	15,287,838	+7,133,676
1803	10,479,418		215,180	165,676	16,427	187,397	11,064,098	335,395	11,399,493	+3,212,445
1804	11,098,565		50,941	487,527	26,500	162,774	11,826,307	362,949	12,189,256	+3,106,865
1805	12,936,487		21,747	540,194	21,343	40,922	13,560,693	400,030	13,960,723	+3,054,459
1806	14,667,698		20,101	765,246	41,118	65,768	15,559,931	404,987	15,964,918	+5,756,314
1807	15,845,522		13,051	466,163	3,615	69,668	16,398,019	475,147	16,873,166	+8,043,868
1808	16,363,551		8,211	647,939		40,961	17,060,662	460,564	17,521,226	+7,128,170
1809	7,296,021		4,044	442,252		31,156	7,773,473	506,633	8,280,106	−2,507,275
1810	8,583,300		7,431	696,549		96,926	9,384,215	551,684	9,935,899	+1,227,705
1811	13,313,223		2,296	1,040,238	38	67,734	14,423,529	587,208	15,010,737	+6,365,192
1812	8,958,778		4,903	710,428	85,040	41,984	9,801,133	564,168	10,365,301	−10,479,638
1813	13,224,623		4,755	835,655	35,000	240,377	14,340,410	668,154	15,008,564	−17,341,442
1814	5,998,772		1,662,985	1,135,971	45,000	2,338,897	11,181,625	685,370	11,866,995	−23,539,301
1815	7,282,942		4,678,059	1,287,959	135,000	2,345,064	15,729,024	908,065	16,637,089	−16,979,115
1816	36,306,875		5,124,708	1,717,985	149,788	4,378,315	47,677,671	811,994	48,489,665	+17,090,980
1817	26,283,348		2,678,101	1,991,226	29,372	2,117,003	33,099,050	973,601	34,072,651	+11,255,230
1818	17,176,385		955,270	2,606,565	20,070	826,881	21,585,171	1,110,165	22,695,336	+1,760,050
1819	20,283,609		229,594	3,274,423	71	815,678	24,603,375	1,204,666	25,808,041	+3,139,565
1820	15,005,612		106,261	1,635,872	6,466	1,126,459	17,880,870	1,105,461	18,986,331	−379,957
1821	13,004,447		69,028	1,212,966	517	286,422	14,673,380	1,068,570	15,631,950	−1,237,373

1822	17,589,762	67,666	1,803,582	602	770,816	20,232,428	1,116,888	21,349,316	+5,232,208
1823	19,088,433	34,242	916,523	111	501,357	20,540,666	1,130,004	21,670,670	+5,833,826
1824	17,878,326	34,663	984,418		483,806	19,381,213	1,197,758	20,578,971	-945,496
1825	20,098,713	25,771	1,216,091	470	499,813	21,840,858	1,306,055	23,146,913	+5,983,029
1826	23,341,332	21,590	1,393,785	300	503,427	25,260,434	1,447,403	26,707,837	+8,224,637
1827	19,712,283	19,886	1,495,845	101	1,738,249	22,966,364	1,524,532	24,490,896	+6,827,196
1828	23,205,524	17,452	1,018,309	20	522,325	24,763,630	1,659,895	26,423,525	+8,368,787
1829	22,681,966	14,603	1,517,175	87	613,896	24,827,627	1,707,331	26,534,958	+9,624,294
1830	21,922,391	12,161	2,329,356	55	580,153	24,844,116	1,850,528	26,694,644	+9,701,050
1831	24,224,442	6,934	3,210,815	561	1,084,069	28,526,821	1,997,250	30,524,071	+13,279,170
1832	28,465,237	11,631	2,623,381	245	765,067	31,865,561	2,258,325	34,123,886	+14,576,611
1833	29,032,509	2,759	3,967,683		945,476	33,948,427	2,617,011	36,565,438	+10,930,875
1834	16,214,957	4,196	4,857,601	100	715,082	21,791,936	2,823,649	24,615,585	+3,164,367
1835	19,391,311	10,459	14,757,601	893	1,269,823	35,430,087	2,992,663	38,422,750	+17,857,274
1836	23,409,941	370	24,877,180	11	2,539,294	50,826,796	3,408,312	54,235,108	+19,958,632
1837	11,169,290	5,494	6,776,237		7,003,132	24,954,153	4,101,703	29,055,856	-12,289,343
1838	16,158,800	2,467	3,081,940		7,059,355	26,302,562	4,238,733	30,541,295	-7,562,497
1839	23,137,925	2,553	7,076,447		1,265,824	31,482,749	4,484,657	35,967,406	+4,583,621
1840	13,499,502	1,682	3,292,683		2,686,248	19,480,115	4,543,522	24,023,637	+4,837,464
1841	14,487,217	3,261	1,365,627		1,004,055	16,860,160	4,407,726	21,267,886	-9,705,713
1842	18,187,909	495	1,335,798		451,996	19,976,198	4,546,850	24,523,048	-5,229,563
1843	7,046,844	103	897,818		357,937	8,302,702	4,296,225	12,598,927	-3,555,373
1844	26,183,571	1,777	2,059,940		1,076,086	29,321,374	4,237,288	33,558,662	+6,983,803
1845	27,528,113	3,517	2,077,022		361,454	29,970,106	4,289,842	34,259,948	+7,032,698
1846	26,712,668	2,897	2,694,452		289,950	29,699,967	3,487,199	33,187,166	+1,933,042
1847	23,747,865	375	2,498,355		249,174	26,495,769	3,880,309	30,376,078	-30,785,643
1848	31,757,071	375	3,328,643		649,690	35,735,779	4,555,211	40,290,990	-9,641,447
1849	28,346,739		1,688,960		1,172,444	31,208,143	4,705,176	35,913,319	-13,843,514
1850	39,668,686		1,859,894		2,074,859	43,603,439	5,490,985	49,103,424	+4,059,947
1851	49,017,568		2,352,305		1,189,431	52,559,304	6,410,604	58,969,908	+4,850,287
1852	47,339,327		2,043,240		464,249	49,846,816	5,184,527	55,031,343	+5,651,897
1853	58,931,866		1,667,085		988,103	61,587,054	5,240,725	66,827,779	+13,402,249
1854	64,224,190		8,470,798		1,105,353	73,800,341	6,255,586	80,055,927	+15,755,479
1855	53,025,794		11,497,049		827,732	65,350,575	6,642,136	71,992,711	+5,607,907
1856	64,022,863		8,917,645		1,116,191	74,056,699	6,920,822	80,977,521	+4,485,673
1857	63,875,905		3,829,487		1,259,921	68,965,313	7,353,952	76,319,265	+1,169,605
1858	41,789,621		3,513,716		1,352,029	46,655,366	7,486,793	54,142,159	-27,529,904
1859	49,565,824		1,756,687		2,163,954	53,486,465	7,968,484	61,454,949	-15,584,512
1860	53,187,512		1,778,558		1,098,538	56,064,608	8,518,067	64,582,675	-7,065,990
1861	39,582,126		870,659		1,057,146	41,509,931	8,349,296	49,859,227	-25,036,714
1862	49,056,398		152,204		2,778,354	51,987,456	8,299,821	60,287,277	-422,774,363
1863	69,059,642	\$2,741,858	34,898,930		5,829,244	112,697,291	11,163,790	123,861,081	-602,043,434
1864	102,316,153	20,294,732	89,446,402		51,981,151	264,626,771	12,438,254	277,065,025	-600,695,871
1865	84,928,261	60,979,329	148,484,886		38,325,576	333,714,605	14,556,159	348,270,764	-963,840,619
1866	179,046,652	72,982,159	236,244,654		69,094,124	558,032,620	14,386,986	572,419,606	+37,223,203
1867	176,417,811	66,014,429	200,013,108		47,025,086	490,634,010	15,237,027	505,871,037	+133,091,335
1868	164,464,600	41,455,598	149,631,991		48,737,179	405,638,083	16,292,601	421,930,684	+28,297,798
1869	180,048,427	34,791,856	123,564,605		28,518,515	370,943,747	17,314,176	388,257,923	+48,078,469
1870	194,538,374	37,775,874	147,123,882		28,466,865	411,255,477	18,879,537	430,135,014	+101,601,916
1871	206,270,408	19,162,651	123,935,503		31,566,736	383,323,945	20,037,045	403,360,990	+91,146,757
1872	216,370,287	14,436,862	116,205,316		24,518,689	374,106,868	21,915,426	396,022,294	+96,588,906

Footnotes at end of table.

TABLE 6.—Receipts and expenditures for the fiscal years 1789 to 1939¹—Continued

Year	Ordinary receipts							Postal revenues, ² exclusive of surplus postal receipts covered into the Treasury	Total ordinary receipts and postal revenues	Surplus (+) or deficit (−) of ordinary receipts covered into the Treasury compared with expenditures chargeable against ordinary receipts ⁴
	Customs (including tonnage tax)	Internal revenue		Sales of public lands ³	Surplus postal receipts covered into the Treasury	Miscellaneous	Total ordinary receipts			
		Income and profits taxes	Miscellaneous							
1873.....	\$188,089,523	\$5,062,312	\$108,667,002	\$2,882,312	-----	\$29,037,056	\$333,738,205	\$22,996,742	\$356,734,947	+ \$43,392,960
1874.....	163,103,834	139,472	102,270,313	1,852,429	-----	37,612,708	304,978,756	26,471,072	331,449,828	+2,344,883
1875.....	157,167,722	233	110,007,261	1,413,640	-----	19,411,195	288,000,051	26,791,314	314,791,365	+13,376,658
1876.....	148,071,985	588	116,700,144	1,129,467	-----	28,193,681	294,095,865	28,644,198	322,740,063	+28,994,780
1877.....	130,956,493	98	118,630,310	976,254	-----	30,843,264	281,406,419	27,531,585	308,938,004	+40,071,944
1878.....	130,170,680	-----	110,581,625	1,079,743	-----	15,931,831	257,763,879	29,277,517	287,041,396	+20,799,552
1879.....	137,250,048	-----	113,561,611	924,781	-----	22,090,745	273,827,185	30,041,983	303,869,168	+6,879,301
1880.....	186,522,064	-----	124,009,374	1,016,507	-----	21,978,666	333,526,611	33,315,479	366,842,090	+65,883,653
1881.....	198,159,676	3,022	135,261,364	2,201,863	-----	25,156,368	360,782,293	36,785,398	397,567,691	+100,069,405
1882.....	220,410,730	-----	146,497,596	4,753,140	-----	31,863,784	403,525,250	41,876,410	445,401,660	+145,543,810
1883.....	214,706,497	-----	144,720,369	7,955,864	-----	30,904,852	398,287,582	45,508,693	443,796,275	+132,799,444
1884.....	195,067,490	55,628	121,530,445	9,810,705	-----	22,055,602	348,519,870	43,325,959	391,845,829	+104,393,626
1885.....	181,471,939	-----	112,498,726	5,705,986	-----	24,014,055	323,690,706	42,560,844	366,251,550	+63,463,771
1886.....	192,905,023	-----	116,805,936	5,630,999	-----	21,097,768	336,439,726	43,948,423	380,388,149	+93,956,587
1887.....	217,286,893	-----	118,823,391	9,254,286	-----	26,038,707	371,403,277	48,837,608	420,240,886	+103,471,096
1888.....	219,091,174	-----	124,296,872	11,202,017	-----	24,676,012	379,266,075	52,695,177	431,961,252	+111,341,274
1889.....	223,832,742	-----	130,881,514	8,038,652	-----	24,297,151	387,050,059	56,175,611	443,225,670	+87,761,081
1890.....	229,668,585	-----	142,606,706	6,358,273	-----	24,447,420	403,080,984	60,882,098	463,963,082	+85,040,273
1891.....	219,522,205	-----	145,686,250	4,029,535	-----	23,374,457	392,612,447	65,931,786	458,544,233	+26,838,543
1892.....	177,452,964	-----	153,971,072	3,261,876	-----	20,251,872	354,937,784	70,930,476	425,868,260	+9,914,453
1893.....	203,355,017	-----	161,027,624	3,182,090	-----	18,254,898	385,819,629	75,896,933	461,716,562	+2,341,676
1894.....	131,818,531	-----	147,111,233	1,673,637	-----	25,751,915	366,355,316	75,080,479	381,435,795	+61,169,965
1895.....	152,158,617	77,131	143,344,541	1,103,347	-----	28,045,783	324,729,419	76,983,128	401,712,547	+31,465,879
1896.....	160,021,752	-----	146,762,865	1,005,523	-----	30,352,307	338,142,447	82,499,208	420,641,655	+14,036,999
1897.....	176,554,127	-----	146,688,574	864,581	-----	23,614,423	347,721,705	82,665,463	430,387,168	+18,052,454
1898.....	149,575,062	-----	170,900,642	1,243,129	-----	83,602,502	405,321,335	89,012,619	494,333,954	+38,047,248
1899.....	206,128,482	-----	273,437,162	1,678,247	-----	34,716,730	515,960,621	95,021,384	610,982,005	+89,111,558
1900.....	233,164,871	-----	295,327,927	2,836,883	-----	35,911,171	567,240,852	102,354,579	669,595,431	+46,380,005
1901.....	238,585,456	-----	307,180,664	2,965,120	-----	38,954,098	587,685,338	111,631,193	699,316,531	+63,068,413
1902.....	254,444,708	-----	271,880,122	4,144,123	-----	32,009,280	662,478,233	121,848,047	684,326,280	+77,243,984
1903.....	284,479,582	-----	230,810,124	8,926,311	-----	37,664,705	661,880,722	134,224,443	696,105,165	+44,874,595
1904.....	261,274,565	-----	232,904,119	7,453,480	-----	39,454,921	541,087,085	143,582,624	684,669,709	+42,672,815
1905.....	261,798,857	-----	234,095,741	4,859,250	-----	43,520,837	544,274,685	152,826,585	697,101,270	+23,004,229
1906.....	300,251,878	-----	249,150,213	4,879,834	-----	40,702,521	594,984,446	167,932,783	762,917,229	+24,782,168
1907.....	332,233,363	-----	269,666,773	7,878,811	-----	56,081,439	665,860,386	183,585,006	849,445,392	+86,731,544

1908	286, 113, 130		251, 711, 127	9, 731, 560		54, 306, 090	601, 861, 907	191, 478, 663	793, 340, 870	- 57, 834, 413
1909	300, 711, 934		246, 212, 644	7, 700, 568		49, 695, 352	604, 320, 498	208, 562, 383	807, 882, 881	- 59, 423, 387
1910	333, 683, 445	20, 951, 781	268, 981, 738	6, 355, 797		45, 538, 954	675, 511, 715	224, 128, 658	899, 640, 373	- 18, 105, 850
1911	314, 497, 071	33, 516, 977	289, 012, 224	5, 731, 637		59, 075, 002	701, 832, 911	237, 879, 824	939, 712, 735	+ 10, 631, 399
1912	311, 321, 672	28, 583, 304	293, 028, 896	5, 392, 797		64, 282, 535	692, 609, 204	246, 744, 016	939, 853, 220	+ 2, 727, 870
1913	318, 891, 396	35, 006, 300	309, 410, 666	2, 910, 205		57, 892, 663	724, 111, 230	266, 619, 526	990, 730, 756	- 400, 733
1914	292, 320, 014	71, 381, 276	308, 659, 733	2, 571, 775	\$3, 800, 000	55, 940, 370	734, 673, 167	284, 134, 566	1, 018, 807, 733	- 408, 264
1915	209, 786, 672	80, 201, 759	335, 467, 887	2, 167, 136	3, 500, 000	66, 787, 373	697, 910, 827	283, 748, 165	981, 658, 992	- 62, 675, 975
1916	213, 185, 846	124, 937, 253	387, 764, 776	1, 887, 662		54, 759, 011	782, 534, 548	312, 057, 689	1, 094, 692, 237	+ 48, 478, 346
1917	225, 962, 393	359, 681, 228	449, 684, 980	1, 892, 893	5, 200, 000	81, 903, 301	1, 124, 324, 795	324, 526, 116	1, 448, 850, 911	- 853, 356, 956
1918	179, 998, 385	2, 314, 006, 292	872, 028, 020	1, 969, 455	48, 630, 701	247, 950, 012	3, 604, 582, 865	295, 845, 261	3, 960, 428, 126	- 9, 033, 253, 840
1919	184, 457, 867	3, 018, 783, 687	1, 296, 501, 292	1, 404, 705	89, 906, 000	561, 203, 585	5, 152, 257, 136	274, 941, 126	5, 427, 198, 262	- 13, 370, 637, 569
1920	322, 902, 650	3, 944, 949, 288	1, 460, 082, 287	1, 910, 140	5, 213, 000	959, 508, 024	6, 694, 565, 389	431, 937, 212	7, 126, 502, 601	+ 212, 475, 198
1921	308, 564, 391	3, 206, 046, 158	1, 390, 379, 823	1, 530, 439		718, 412, 150	5, 624, 932, 961	463, 491, 275	6, 088, 424, 236	+ 86, 723, 772
1922	356, 443, 387	2, 068, 128, 193	1, 145, 125, 064	895, 391	81, 494	538, 430, 622	4, 109, 104, 151	484, 772, 047	4, 593, 876, 198	+ 313, 801, 651
1923	561, 928, 867	1, 678, 607, 428	945, 865, 333	656, 508		820, 077, 345	4, 007, 135, 481	532, 827, 925	4, 539, 963, 406	+ 309, 657, 461
1924	545, 637, 504	1, 842, 144, 418	953, 012, 618	522, 223		670, 727, 939	4, 012, 044, 702	572, 948, 778	4, 584, 993, 480	+ 505, 366, 987
1925	547, 561, 226	1, 760, 537, 824	828, 638, 068	623, 534		642, 788, 033	3, 780, 148, 685	599, 591, 477	4, 379, 740, 162	+ 250, 505, 239
1926	579, 430, 093	1, 982, 040, 088	855, 599, 289	754, 253		544, 931, 967	3, 962, 755, 690	659, 819, 801	4, 622, 575, 491	+ 377, 767, 816
1927	605, 499, 983	2, 224, 992, 800	644, 421, 542	621, 187		653, 858, 929	4, 129, 394, 441	683, 121, 989	4, 812, 516, 430	+ 635, 809, 921
1928	568, 986, 188	2, 173, 952, 557	621, 018, 666	384, 651		678, 006, 094	4, 042, 348, 156	693, 633, 921	4, 735, 982, 077	+ 398, 828, 281
1929	602, 262, 786	2, 330, 711, 823	607, 307, 549	314, 568		492, 653, 499	4, 033, 250, 225	696, 947, 578	4, 730, 197, 803	+ 184, 787, 035
1930	587, 000, 903	2, 410, 986, 978	628, 308, 036	395, 744		551, 250, 041	4, 177, 941, 702	705, 484, 098	4, 883, 425, 800	+ 183, 789, 215
1931	378, 354, 005	1, 860, 394, 295	569, 346, 721	230, 302		381, 273, 309	3, 189, 638, 632	656, 463, 283	3, 846, 102, 015	- 901, 969, 080
1932	327, 754, 969	1, 057, 335, 853	503, 670, 481	170, 339		116, 793, 795	2, 005, 725, 437	588, 171, 923	2, 593, 897, 360	- 2, 942, 051, 451
1933	250, 750, 251	746, 206, 445	858, 217, 512	102, 561		224, 419, 973	2, 079, 696, 742	587, 631, 364	2, 667, 328, 106	- 2, 245, 452, 890
1934	313, 434, 302	817, 961, 481	1, 822, 642, 347	99, 336		161, 416, 534	3, 115, 554, 050	586, 733, 166	3, 702, 287, 216	- 3, 255, 393, 297
1935	343, 353, 054	1, 099, 118, 638	1, 278, 571, 390	86, 757		179, 337, 363	3, 800, 467, 202	630, 795, 302	4, 431, 262, 504	- 3, 782, 966, 360
1936	386, 811, 594	1, 426, 575, 434	2, 086, 276, 174	74, 355		216, 219, 058	4, 115, 956, 615	665, 343, 356	4, 781, 299, 971	- 4, 952, 928, 957
1937	486, 356, 599	2, 157, 526, 981	2, 439, 613, 122	71, 218		210, 272, 317	5, 293, 840, 237	728, 201, 110	6, 020, 041, 347	- 3, 252, 539, 719
1938	359, 187, 249	2, 634, 618, 139	3, 039, 700, 298	95, 649		208, 059, 892	6, 241, 661, 227	723, 634, 051	6, 970, 295, 278	- 1, 449, 625, 881
1939	318, 837, 311	2, 182, 300, 487	2, 978, 920, 360	248, 461		187, 517, 007	5, 667, 823, 626	745, 955, 075	6, 413, 778, 701	- 3, 600, 514, 405

Footnotes at end of table.

TABLE 6.—Receipts and expenditures for the fiscal years 1789 to 1939¹—Continued

Year	Expenditures chargeable against ordinary receipts									Public debt retirements chargeable against ordinary receipts *	Total expenditures chargeable against ordinary receipts	Postal expenditures * exclusive of postal deficiencies	Total ordinary and postal expenditures
	Ordinary												
	Civil and miscellaneous *	War Department (including rivers and harbors and Panama Canal) *	Navy Department *	Indians *	Pensions *	Postal deficiencies *	Interest on the public debt	Total ordinary expenditures					
1789-1791..	\$1,083,402	\$632,804	\$570	\$27,000	\$175,814		\$2,349,437	\$4,269,027		\$4,269,027	\$76,397	\$4,345,424	
1792.....	654,257	1,100,702	53	13,649	109,243		3,201,628	5,079,532		5,079,532	54,530	5,134,062	
1793.....	472,451	1,130,249		27,283	80,088		2,772,242	4,482,313		4,482,313	72,039	4,554,352	
1794.....	705,598	2,639,098		13,042	81,399		3,490,293	6,990,839		6,990,839	89,972	7,080,811	
1795.....	1,367,037	2,480,910	61,409	410,562	68,673		3,189,151	7,539,809		7,539,809	117,893	7,657,702	
1796.....	782,475	1,260,264	274,784	113,564	100,844		3,195,055	5,726,986		5,726,986	131,571	5,858,557	
1797.....	1,256,903	1,039,403	382,632	62,396	92,257		3,300,043	6,133,634		6,133,634	150,114	6,283,748	
1798.....	1,111,038	2,009,522	1,381,348	16,470	104,845		3,053,281	7,676,504		7,676,504	179,084	7,855,588	
1799.....	1,039,392	2,466,947	2,858,082	20,302	95,444		3,186,288	9,666,455		9,666,455	188,037	9,854,492	
1800.....	1,337,613	2,560,879	3,448,716	31	64,131		3,374,705	10,786,075		10,786,075	213,994	11,000,069	
1801.....	1,114,768	1,672,944	2,111,424	9,000	73,533		4,412,913	9,394,582		9,394,582	255,151	9,649,733	
1802.....	1,462,929	1,179,148	915,562	94,000	85,440		4,125,039	7,862,118		7,862,118	281,916	8,144,034	
1803.....	1,842,636	822,056	1,215,231	60,000	62,902		3,848,828	7,851,653		7,851,653	322,364	8,174,017	
1804.....	2,191,009	875,424	1,189,833	116,500	80,093		4,266,583	8,719,442		8,719,442	337,502	9,056,944	
1805.....	3,768,599	712,781	1,597,500	196,500	81,855		4,148,999	10,506,234		10,506,234	377,367	10,883,601	
1806.....	2,890,137	1,224,355	1,649,641	234,200	81,876		3,723,408	9,803,617		9,803,617	417,233	10,220,850	
1807.....	1,697,898	1,288,686	1,722,064	205,425	70,500		3,369,578	8,354,151		8,354,151	453,885	8,808,036	
1808.....	1,423,286	2,900,834	1,884,068	213,575	82,576		3,428,153	9,932,492		9,932,492	462,828	10,395,320	
1809.....	1,215,804	3,345,772	2,427,759	337,504	87,834		2,866,075	10,280,748		10,280,748	498,012	10,778,760	
1810.....	1,101,145	2,294,324	1,654,244	177,625	83,744		2,845,428	8,156,510		8,156,510	495,969	8,652,479	
1811.....	1,367,291	2,032,828	1,965,566	151,875	75,044		2,465,733	8,058,337		8,058,337	499,098	8,557,435	
1812.....	1,683,088	11,817,798	3,959,365	277,845	91,402		2,451,273	20,280,771		20,280,771	540,165	20,820,936	
1813.....	1,729,436	19,652,013	6,446,600	167,358	66,990		3,599,455	31,681,852		31,681,852	681,011	32,362,863	
1814.....	2,208,030	20,350,807	7,311,291	167,395	90,164		4,503,239	34,720,926		34,720,926	727,126	35,448,052	
1815.....	2,898,870	14,794,204	8,660,000	530,750	69,656		5,754,569	32,708,139		32,708,139	748,121	33,456,260	
1816.....	2,989,741	16,012,097	3,908,278	274,512	188,804		7,213,259	30,586,691		30,586,691	804,022	31,390,713	
1817.....	3,518,937	8,004,237	3,314,598	297,374	219,464		6,389,210	21,843,820		21,843,820	916,515	22,760,335	
1818.....	3,835,840	5,622,715	2,953,695	505,704	890,720		6,016,447	19,825,121		19,825,121	1,035,832	20,860,953	
1819.....	3,067,211	6,506,300	3,847,640	463,181	2,415,940		5,163,538	21,463,810		21,463,810	1,117,861	22,581,671	
1820.....	2,592,022	2,630,392	4,387,990	815,750	3,208,376		5,126,097	18,260,627		18,260,627	1,160,926	19,421,553	
1821.....	2,223,122	4,461,292	3,319,243	477,005	242,817		5,087,274	15,810,753		15,810,753	1,165,481	16,976,234	
1822.....	1,967,996	3,111,981	2,224,459	575,007	1,948,199		5,172,578	15,000,220		15,000,220	1,167,572	16,167,792	
1823.....	2,022,094	3,096,924	2,503,766	380,732	1,780,589		4,922,685	14,706,840		14,706,840	1,156,995	15,863,835	
1824.....	7,155,309	3,340,940	2,904,582	429,988	1,499,327		4,996,562	20,326,708		20,326,708	1,188,019	21,514,727	
1825.....	2,748,545	3,659,914	3,049,084	724,106	1,308,811		4,366,769	15,857,229		15,857,229	1,229,043	17,086,272	
1826.....	2,600,178	3,943,194	4,218,902	743,448	1,556,594		3,973,481	17,035,797		17,035,797	1,366,712	18,402,509	

1827	2, 713, 477	3, 938, 978	4, 263, 877	760, 625	976, 139	3, 486, 072	16, 139, 168	16, 139, 168	1, 469, 950	17, 609, 127
1828	3, 676, 053	4, 145, 545	3, 918, 786	705, 084	850, 574	3, 098, 801	16, 394, 843	16, 394, 843	1, 680, 945	18, 084, 789
1829	3, 101, 615	4, 724, 291	3, 308, 745	676, 345	949, 594	2, 542, 843	15, 203, 333	15, 203, 333	1, 782, 132	16, 985, 465
1830	3, 237, 416	4, 767, 129	3, 239, 429	622, 262	1, 363, 297	1, 913, 533	15, 143, 066	15, 143, 066	1, 932, 708	17, 075, 777
1831	3, 064, 646	4, 841, 836	3, 856, 183	930, 738	1, 170, 665	1, 883, 583	15, 247, 651	15, 247, 651	1, 936, 122	17, 183, 771
1832	4, 577, 141	5, 446, 035	3, 956, 370	1, 352, 420	1, 184, 422	772, 562	17, 288, 950	17, 288, 950	2, 266, 171	19, 555, 124
1833	5, 716, 246	6, 704, 019	3, 901, 357	1, 802, 981	4, 589, 152	303, 797	23, 017, 552	23, 017, 552	2, 930, 414	25, 947, 966
1834	4, 404, 729	5, 696, 189	3, 956, 260	1, 003, 953	3, 364, 285	202, 153	18, 627, 569	18, 627, 569	2, 910, 605	21, 538, 174
1835	4, 229, 699	5, 759, 157	3, 864, 939	1, 706, 444	1, 954, 711	57, 863	17, 572, 813	17, 572, 813	2, 757, 350	20, 330, 163
1836	5, 393, 280	12, 169, 227	6, 807, 718	4, 615, 141	2, 882, 798		30, 868, 164	30, 868, 164	2, 841, 766	33, 709, 930
1837	9, 893, 689	13, 682, 734	6, 046, 915	4, 348, 076	2, 672, 162		37, 243, 496	37, 243, 496	3, 288, 319	40, 531, 815
1838	7, 160, 965	12, 897, 224	6, 131, 596	5, 504, 191	2, 156, 086		33, 865, 059	33, 865, 059	4, 430, 662	38, 295, 721
1839	6, 723, 203	8, 916, 996	6, 182, 294	2, 528, 917	3, 142, 884		26, 899, 128	26, 899, 128	4, 636, 536	31, 535, 664
1840	5, 996, 269	7, 097, 070	6, 113, 897	2, 331, 795	2, 603, 950		24, 317, 579	24, 317, 579	4, 718, 236	29, 035, 815
1841	6, 084, 037	8, 805, 565	6, 001, 077	2, 594, 063	2, 388, 496	\$407, 657	26, 565, 873	26, 565, 873	4, 092, 030	30, 657, 903
1842	6, 788, 853	6, 611, 887	8, 397, 243	1, 201, 062	1, 379, 469	53, 697	25, 205, 761	25, 205, 761	5, 617, 366	30, 823, 127
1843	3, 203, 163	2, 957, 300	3, 727, 711	581, 680	843, 323	21, 303	11, 858, 075	11, 858, 075	4, 353, 541	16, 211, 616
1844	5, 616, 408	5, 179, 220	6, 498, 199	1, 179, 279	2, 030, 598		22, 337, 571	22, 337, 571	4, 298, 628	26, 636, 199
1845	5, 910, 028	5, 752, 644	6, 297, 245	1, 540, 817	2, 396, 642		1, 833, 867	1, 833, 867	4, 326, 692	26, 326, 100
1846	6, 034, 324	10, 792, 867	6, 454, 947	1, 021, 461	1, 810, 371		1, 040, 032	1, 040, 032	3, 310, 286	31, 077, 211
1847	6, 201, 519	38, 305, 520	7, 900, 636	1, 470, 306	1, 747, 917	810, 232	22, 937, 408	22, 937, 408	3, 544, 829	60, 826, 241
1848	5, 620, 678	25, 501, 963	9, 408, 476	1, 221, 792	1, 211, 270	536, 299	72, 766, 925	72, 766, 925	4, 358, 238	49, 735, 464
1849	14, 143, 278	14, 852, 966	9, 786, 706	1, 373, 119	1, 330, 010	22, 222	57, 281, 412	57, 281, 412	4, 477, 664	49, 529, 321
1850	14, 920, 119	9, 400, 239	7, 904, 709	1, 665, 802	1, 870, 292		45, 377, 226	45, 377, 226	5, 213, 245	44, 756, 737
1851	18, 008, 594	11, 811, 793	9, 005, 931	2, 895, 700	2, 290, 278		3, 665, 578	3, 665, 578	6, 278, 710	53, 987, 727
1852	10, 590, 773	8, 225, 247	8, 952, 801	2, 980, 403	2, 403, 953	1, 041, 444	39, 543, 492	39, 543, 492	6, 066, 106	50, 261, 025
1853	15, 814, 840	9, 947, 291	10, 918, 781	3, 905, 745	1, 777, 871	2, 153, 750	47, 709, 017	47, 709, 017	5, 829, 339	54, 013, 450
1854	26, 443, 374	11, 733, 629	10, 798, 586	1, 553, 031	1, 237, 879	3, 207, 346	44, 194, 919	44, 194, 919	5, 400, 940	63, 445, 802
1855	22, 020, 924	14, 773, 826	13, 312, 024	2, 792, 552	1, 450, 153	3, 075, 814	48, 184, 111	48, 184, 111	6, 890, 178	66, 632, 846
1856	29, 310, 466	16, 948, 197	14, 091, 781	2, 769, 430	1, 298, 209	3, 199, 118	59, 742, 668	59, 742, 668	7, 203, 750	76, 779, 776
1857	29, 911, 223	19, 261, 774	12, 747, 977	4, 267, 543	1, 812, 043	3, 616, 883	69, 571, 026	69, 571, 026	7, 890, 787	75, 686, 495
1858	22, 255, 130	25, 485, 383	13, 984, 551	4, 926, 739	1, 217, 488	4, 748, 923	74, 185, 270	74, 185, 270	7, 972, 714	82, 157, 984
1859	18, 891, 737	23, 243, 823	14, 642, 990	3, 628, 027	1, 220, 378	3, 616, 883	69, 070, 977	69, 070, 977	6, 648, 954	75, 719, 931
1860	18, 086, 888	16, 409, 767	11, 514, 965	2, 949, 191	1, 102, 926	9, 889, 546	63, 130, 598	63, 130, 598	9, 281, 060	72, 411, 658
1861	18, 096, 116	22, 981, 150	12, 420, 888	2, 841, 358	1, 036, 064	5, 170, 895	66, 546, 645	66, 546, 645	8, 430, 368	74, 977, 013
1862	17, 846, 762	394, 368, 407	42, 668, 277	2, 273, 224	1, 073, 995	3, 561, 729	474, 761, 819	474, 761, 819	7, 564, 236	82, 326, 055
1863	22, 507, 651	599, 298, 601	63, 221, 964	3, 154, 357	858, 091	749, 814	714, 740, 725	714, 740, 725	10, 567, 101	725, 297, 826
1864	26, 505, 519	690, 791, 843	85, 725, 995	2, 629, 859	4, 883, 924	999, 980	865, 322, 642	865, 322, 642	11, 843, 089	877, 165, 731
1865	44, 515, 658	1, 031, 323, 361	122, 612, 945	5, 116, 837	16, 338, 811	250, 000	297, 555, 224	297, 555, 224	13, 388, 909	1, 310, 944, 133
1866	41, 115, 438	284, 449, 702	43, 324, 118	3, 247, 065	15, 605, 352		520, 809, 417	520, 809, 417	15, 320, 837	336, 130, 254
1867	58, 406, 906	95, 224, 415	31, 034, 011	4, 642, 532	20, 936, 552	3, 516, 667	357, 542, 675	357, 542, 675	15, 692, 712	373, 235, 387
1868	55, 957, 827	123, 246, 648	25, 775, 503	4, 100, 682	23, 782, 387	4, 053, 192	377, 340, 285	377, 340, 285	18, 784, 757	396, 125, 042
1869	52, 753, 231	78, 501, 991	20, 000, 758	7, 042, 923	28, 476, 622	5, 395, 510	322, 865, 278	322, 865, 278	18, 282, 403	341, 147, 681
1870	64, 389, 438	57, 655, 676	21, 780, 230	3, 407, 938	28, 340, 202	4, 844, 579	309, 653, 561	309, 653, 561	19, 132, 812	328, 786, 373
1871	64, 367, 461	35, 799, 992	19, 431, 027	7, 426, 997	34, 443, 895	6, 131, 250	292, 177, 188	292, 177, 188	19, 264, 548	311, 441, 736
1872	62, 768, 024	35, 372, 157	21, 249, 810	7, 061, 729	28, 533, 403	5, 175, 000	277, 517, 963	277, 517, 963	21, 459, 520	299, 007, 483
1873	72, 943, 555	46, 323, 138	23, 526, 527	7, 951, 705	29, 359, 427	5, 490, 475	290, 345, 245	290, 345, 245	23, 635, 159	313, 980, 040
1874	81, 822, 622	42, 313, 927	30, 932, 587	6, 692, 462	29, 038, 415	4, 714, 045	302, 633, 873	302, 633, 873	27, 514, 935	330, 148, 808
1875	63, 859, 057	41, 120, 646	21, 497, 626	8, 384, 657	29, 456, 216	7, 211, 646	274, 623, 393	274, 623, 393	26, 399, 988	301, 023, 381
1876	68, 507, 121	38, 070, 889	18, 963, 310	5, 966, 558	28, 257, 396	5, 092, 540	265, 101, 085	265, 101, 085	28, 198, 911	293, 299, 996
1877	52, 766, 194	37, 082, 736	14, 959, 935	5, 277, 007	27, 963, 752	6, 170, 339	241, 334, 475	241, 334, 475	27, 485, 602	268, 823, 077

Footnotes at end of table.

TABLE 6.—Receipts and expenditures for the fiscal years 1789 to 1939¹—Continued

Year	Expenditures chargeable against ordinary receipts										Postal expenditures exclusive of postal deficiencies	Total ordinary and postal expenditures
	Ordinary								Public debt retirements chargeable against ordinary receipts ²	Total expenditures chargeable against ordinary receipts		
	Civil and miscellaneous ³	War Department (including rivers and harbors and Panama Canal) ⁴	Navy Department ⁵	Indians ²	Pensions ⁷	Postal deficiencies ⁸	Interest on the public debt	Total ordinary expenditures				
1787	\$47,424,310	\$32,154,146	\$17,365,301	\$4,629,280	\$27,137,019	\$5,753,394	\$102,500,875	\$236,964,327		\$236,964,327	\$28,429,152	\$265,393,479
1789	60,968,032	40,425,661	15,125,127	5,206,109	35,121,482	4,773,524	105,327,949	266,947,884		266,947,884	28,684,392	295,632,276
1880	54,437,850	38,116,916	13,536,985	5,948,457	56,777,175	3,071,000	95,757,575	267,642,958		267,642,958	33,486,433	301,109,391
1881	61,581,934	40,466,461	15,636,672	6,514,161	50,059,280	3,895,639	82,508,741	280,712,888		280,712,888	35,711,718	296,424,606
1882	57,219,751	43,570,494	15,032,046	9,736,743	61,345,194		71,077,207	257,981,440		257,981,440	40,622,487	298,603,927
1883	68,603,519	48,911,383	15,253,437	7,362,591	66,012,574	74,503	59,160,131	265,408,138		265,408,138	43,252,837	308,660,975
1884	70,920,434	39,429,603	17,232,601	6,475,999	55,429,228		54,578,379	244,126,244		244,126,244	47,233,016	291,359,260
1885	82,952,647	42,670,578	16,021,080	6,552,495	56,102,268	4,541,611	51,386,256	260,226,935		260,226,935	45,508,605	305,735,540
1886	65,973,278	34,324,153	13,907,888	6,099,158	63,404,864	8,193,652	50,580,146	242,483,139		242,483,139	42,823,266	285,306,405
1887	78,763,579	38,561,026	15,141,127	6,194,523	75,029,102	6,501,247	47,741,577	267,932,181		267,932,181	46,481,381	314,413,562
1888	78,167,066	38,522,436	16,926,438	6,249,308	80,288,509	6,050,337	44,715,007	267,924,801		267,924,801	53,411,606	321,336,407
1889	94,087,507	44,435,271	21,378,099	6,892,208	87,621,779	3,863,920	41,001,484	299,288,978		299,288,978	58,475,796	357,764,774
1890	94,832,444	44,582,838	22,006,206	6,708,047	108,938,555	6,875,037	36,099,284	313,040,711		313,040,711	59,407,825	372,448,536
1891	115,707,616	48,720,065	26,113,896	8,527,469	124,415,951	4,741,772	37,517,135	365,773,904		365,773,904	68,340,624	434,114,528
1892	95,790,499	46,895,456	29,174,139	11,150,578	134,583,053	4,051,490	23,378,116	385,023,331		385,023,331	73,989,962	459,013,293
1893	97,786,004	49,641,773	30,136,084	13,343,347	159,357,558	5,946,795	27,264,392	383,477,953		383,477,953	75,666,927	459,144,880
1894	93,693,884	54,567,930	31,701,294	10,293,482	141,177,285	8,250,000	27,811,406	367,555,281		367,555,281	76,807,994	444,333,275
1895	82,263,188	51,804,759	28,797,796	9,939,754	141,395,229	11,016,542	30,978,030	356,195,298		356,195,298	76,197,028	432,392,326
1896	77,916,235	50,850,291	27,147,732	12,165,528	139,431,001	9,300,000	35,385,029	352,179,446		352,179,446	81,643,410	433,822,856
1897	79,252,062	48,960,928	34,551,546	13,016,802	141,053,165	11,149,206	37,791,110	365,774,159		365,774,159	82,947,836	448,721,995
1898	86,016,465	51,992,000	58,823,985	10,994,668	147,452,389	10,504,510	37,535,056	443,368,583		443,368,583	87,563,130	530,931,713
1899	110,979,686	229,841,254	63,942,104	12,805,707	139,394,929	8,211,570	39,896,925	605,072,179		605,072,179	93,439,650	698,512,129
1900	131,689,466	134,774,768	55,953,078	10,175,107	140,877,316	7,230,799	40,160,333	520,860,847		520,860,847	100,534,158	621,395,005
1901	131,976,814	144,615,697	60,596,978	10,896,073	139,323,622	4,934,762	32,342,879	524,610,925		524,610,925	110,657,952	635,274,877
1902	125,010,562	112,272,216	67,803,128	10,049,585	138,423,646	2,402,153	29,108,045	485,234,249		485,234,249	122,407,084	607,641,313
1903	133,072,506	118,629,505	82,618,034	12,935,168	142,559,236	12,768,919	28,556,349	517,006,127		517,006,127	136,042,501	653,048,628
1904	131,357,250	165,199,911	102,956,102	10,438,350	142,559,236	16,502,531	24,616,490	583,659,900		583,659,900	145,392,863	729,052,763
1905	127,968,472	126,093,894	117,550,308	14,236,074	141,773,985	15,065,257	24,590,944	567,278,914		567,278,914	152,355,715	719,634,629
1906	136,638,657	137,326,066	110,474,284	12,746,850	141,034,562	12,673,294	24,308,576	570,202,718		570,202,718	167,202,278	737,404,996
1907	145,641,626	149,775,084	97,128,460	15,163,608	139,309,514	7,629,383	24,481,158	579,128,842		579,128,842	182,647,654	761,776,496
1908	162,532,368	175,840,453	118,037,097	14,579,756	153,892,467	2,838,041	24,426,133	659,196,320		659,196,320	195,500,901	854,697,221
1909	167,001,087	192,486,904	115,546,011	15,694,618	161,710,367	9,501,062	21,803,836	693,743,855		693,743,855	201,541,092	895,284,947
1910	171,580,820	189,823,379	123,173,717	18,504,132	160,696,416	8,495,612	21,342,979	693,617,065		693,617,065	215,131,593	908,748,658
1911	173,838,599	197,199,491	119,937,644	20,933,869	157,980,575		21,311,334	691,201,512		691,201,512	237,660,705	928,862,217
1912	172,256,794	184,122,793	135,591,956	20,134,840	153,590,456	1,568,195	22,616,300	689,881,334		689,881,334	246,961,344	936,842,678

1913..	169,802,304	202,128,711	133,262,862	20,306,159	175,085,450	1,027,369	22,899,108	724,511,963	-----	724,511,963	261,081,506	985,593,469
1914..	170,530,235	208,349,746	139,682,186	20,215,076	173,440,231	-----	22,863,957	735,081,431	-----	735,081,431	283,558,103	1,018,639,534
1915..	200,533,231	202,160,134	141,835,654	22,130,351	164,387,942	6,636,593	22,902,897	760,586,802	-----	760,586,802	291,944,881	1,052,531,683
1916..	191,752,692	183,176,439	153,853,567	17,570,284	159,302,351	5,500,000	22,900,869	734,056,202	-----	734,056,202	300,728,453	1,034,784,665
1917..	1,144,448,923	377,940,870	239,632,757	30,598,093	160,318,406	-----	24,742,702	1,977,681,751	-----	1,977,681,751	319,889,904	2,297,571,655
1918..	6,143,916,172	4,869,955,286	1,278,840,487	30,888,400	181,137,754	2,221,095	189,743,277	12,696,702,471	\$1,134,234	12,697,836,705	322,628,094	13,020,404,799
1919..	6,627,726,263	9,009,075,789	2,002,310,785	34,593,257	221,614,781	343,511	619,215,569	18,514,879,955	8,014,750	18,522,894,705	362,160,763	18,885,055,468
1920..	2,771,141,778	1,621,953,095	736,021,456	40,516,832	213,344,204	114,854	1,020,251,622	6,403,343,841	78,746,350	6,482,090,191	10 418,607,441	6,900,697,632
1921..	1,916,122,018	1,118,076,423	650,373,836	41,470,808	260,611,416	130,128,458	999,144,731	5,115,927,690	422,281,500	5,538,209,190	10 489,506,490	6,027,715,680
1922..	1,091,652,312	457,756,139	476,775,194	38,500,413	252,576,848	64,346,235	991,000,759	3,372,607,900	422,694,600	3,795,302,500	10 481,316,006	4,276,618,506
1923..	1,166,634,334	397,050,596	333,201,362	45,142,763	264,147,869	32,526,915	1,055,923,690	3,294,627,529	402,850,491	3,697,478,020	10 524,366,214	4,221,844,234
1924..	1,131,154,606	357,016,878	332,249,137	46,754,026	228,261,555	12,638,850	940,602,913	3,048,677,965	457,999,750	3,506,677,715	574,773,905	4,081,451,620
1925..	1,183,882,296	370,980,708	346,142,001	38,755,457	218,321,424	23,216,784	881,806,662	3,063,105,332	466,538,114	3,529,643,446	616,119,721	4,145,763,167
1926..	1,293,702,536	364,089,945	312,743,410	48,442,120	207,189,622	39,506,490	831,937,700	3,097,611,823	487,376,051	3,584,987,874	640,775,690	4,225,273,564
1927..	1,204,375,974	369,114,122	318,909,096	36,791,649	230,556,065	27,263,191	787,019,578	2,974,029,675	519,554,845	3,493,584,519	687,364,998	4,180,949,518
1928..	1,340,702,732	400,989,683	331,335,492	36,990,808	229,401,462	32,980,202	731,764,476	3,103,264,855	540,255,020	3,643,519,875	693,674,815	4,337,194,690
1929..	1,471,452,939	425,947,194	364,561,544	34,086,586	229,781,079	94,699,744	678,330,400	3,298,859,486	549,603,704	3,848,463,190	687,709,010	4,536,172,200
1930..	1,597,512,107	464,853,515	374,165,639	32,066,628	220,608,931	91,714,451	659,347,613	3,440,268,884	553,883,603	3,994,152,487	711,985,635	4,706,138,122
1931..	1,800,641,110	478,418,974	354,071,004	26,778,582	234,402,722	145,643,613	611,559,704	3,651,515,712	440,082,000	4,091,597,712	656,885,960	4,748,483,672
1932..	2,639,280,132	477,449,816	357,617,834	26,125,092	232,521,292	202,876,341	599,276,631	4,535,147,138	412,629,750	4,947,776,888	590,846,193	5,538,623,081
1933..	2,000,129,912	449,395,013	349,561,925	22,722,347	234,990,427	117,380,192	689,365,106	3,863,544,922	461,604,800	4,325,149,722	582,626,064	4,907,775,786
1934..	4,153,843,625	408,894,976	297,029,291	23,372,905	319,322,034	52,003,296	756,617,127	6,011,083,254	359,864,093	6,370,947,347	578,763,705	6,949,711,052
1935..	4,797,651,840	489,155,454	436,447,860	27,918,899	373,804,501	63,970,405	820,926,353	7,009,875,312	573,558,250	7,583,433,562	632,632,848	8,216,066,410
1936..	6,254,317,517	618,919,108	529,031,666	28,875,773	399,065,694	86,038,862	749,396,802	8,665,645,422	403,240,150	9,068,885,572	667,620,819	9,736,506,391
1937..	5,915,914,252	628,348,231	556,884,449	36,933,148	396,047,400	41,896,945	866,384,331	8,442,408,756	103,971,200	8,546,379,956	730,918,898	9,277,298,854
1938..	4,978,321,400	644,525,410	596,278,301	33,378,389	402,779,083	44,258,861	926,280,714	7,625,822,158	65,464,950	7,691,287,108	728,186,746	8,419,473,854
1939..	6,395,880,099	695,780,340	672,968,993	46,964,171	416,720,951	41,237,263	940,539,764	9,210,091,581	58,246,450	9,268,338,031	743,409,675	10,011,747,706

Footnotes on p. 366.

¹ From 1789 to 1842 the fiscal year ended Dec. 31; from 1844 to date, on June 30. Figures for 1843 are for a half year, Jan. 1 to June 30.

² On basis of warrants issued from 1789 to 1930, inclusive; 1931 and subsequent years, on basis of checks issued.

³ Postal revenues and expenditures, except surplus postal receipts covered into the Treasury and postal deficiencies paid out of the General Fund of the Treasury, are based upon reports of the Post Office Department. Postal expenditures include adjusted losses, etc.—postal funds, and expenditures from postal balances; but are exclusive of departmental expenditures in Washington, D.C., to the close of fiscal year 1922, and amounts transferred to the civil service retirement and disability fund, fiscal years 1921 to 1926, inclusive. For 1927 and subsequent years the 3½ percent salary deductions are included in "Postal expenditure," the deductions having been paid to and deposited by disbursing clerks for credit of the retirement fund.

⁴ Surplus or deficit excludes postal receipts and expenditures therefrom.

⁵ Includes civil expenditures under War and Navy Departments in Washington, to and including fiscal year 1915, and unavallable funds charged off under act of June 3, 1922 (42 Stat. 1592).

⁶ Exclusive of civil expenditures under War Department and Navy Department in Washington to and including fiscal year 1915.

⁷ On basis of warrants issued from 1789 to 1930, inclusive; 1931 and subsequent years on basis of checks issued. Includes only Army and Navy pensions for service prior to World War, and fees of examining surgeons in Pension Bureau, and is exclusive of payments made by the War Risk Insurance Bureau and Veterans' Bureau to veterans of the World War, and salaries under Bureau of Pensions, which are included in civil and miscellaneous expenditures.

⁸ Prior to 1922 on basis of warrants issued. Exclusive of amounts transferred to the civil service retirement and disability fund under act of May 22, 1920 (41 Stat. 614), and amendments thereto on account of salary deductions of 2½ percent, as follows: 1921, \$6,514,643.59; 1922, \$7,894,036.23; 1923, \$8,281,031; 1924, \$3,679,658.60; 1925, \$10,266,977; and 1926, \$10,472,289.59. See Note 3. The item Postal Deficiency represents advances from the General Fund of the Treasury to the Postmaster General to meet deficiencies in the postal revenues. These figures do not include any allowances for offsets on account of extraordinary expenditures or the cost of free mailings contributing to the deficiency of postal revenues certified to the Secretary of the Treasury by the Postmaster General pursuant to the Act of Congress, approved June 9, 1930. See exhibit 44 on page 308 for statement of account.

⁹ At par.

¹⁰ Exclusive of additional compensation Postal Service, under joint resolution of Nov. 8, 1919 (41 Stat. 359), which is included in "Civil and miscellaneous", as follows: 1920, \$35,698,400; 1921, \$1,374,014.56; 1922, \$22,397.37.

¹¹ Ordinary receipts and public debt retirements chargeable against ordinary receipts for 1921 exclude \$1,812,066.45 written off the debt Dec. 31, 1920. See page 476, note 2.

¹² Beginning with the fiscal year 1932 tonnage tax has been covered into the Treasury as miscellaneous receipts.

¹³ Includes \$353,048,797 processing tax on farm products in 1931, \$521,379,871 in 1933, \$76,649,333 in 1935, \$2,501 in 1937, and \$11.15 in 1938; \$252,160,839 taxes under Social Security Act in 1937, \$604,448,646 in 1938, and \$631,223,715.09 in 1939; \$5,886,836 unjust enrichment tax in 1937, \$5,666,572 in 1938, and \$6,456,802.43 in 1939; and \$345,088 taxes upon carriers and their employees in 1937, \$150,131,981 in 1938, and \$109,256,539.77 in 1939.

TABLE 7.—Expenditures by major functions for the fiscal years 1931 to 1939¹

[On the basis of daily Treasury statements (unrevised), see p. 311. In millions of dollars]

Class	1931	1932	1933	1934	1935	1936	1937	1938	1939
Ordinary:									
Legislative, judicial, and civil establishments.....	647	756	584	458	562	661	672	701	770
National defense.....	667	664	633	494	663	880	895	980	1,056
Veterans' pensions and benefits.....	943	973	849	554	604	2,348	1,128	572	545
Interest on the public debt.....	612	599	689	757	821	749	866	926	940
Refunds of receipts.....	91	101	70	64	77	54	56	100	68
Agricultural adjustment program.....				289	712	533	527	362	782
Social security.....						42	465	689	850
Railroad retirement.....							6	145	110
Government employees' retirement funds.....	21	21	21	21	21	41	47	73	75
Other settlement of war claims, Commodity Credit Corporation losses, etc.....	6	49	5	14	25	1	1	98	25
Total.....	2,987	3,163	2,851	2,651	3,457	5,309	4,663	4,646	5,191
Public works:									
Public highways.....	174	210	178	268	317	244	351	237	205
Tennessee Valley Authority.....				11	36	49	42	42	41
Reclamation.....	14	26	25	25	41	50	52	65	79
Rivers and harbors, improvement.....	51	55	51	76	133	150	148	98	75
Flood control.....	35	28	34	41	31	36	45	61	80
Public buildings.....	68	86	106	79	58	68	76	77	51
Grants to public bodies, including administration.....				19	49	234	273	190	379
Other.....	79	94	78	106	101	83	115	110	201
Total.....	421	499	472	625	766	914	1,102	880	1,111
Unemployment relief:									
Direct relief.....			351	716	1,916	588	184	154	104
Work relief.....				805	11	1,298	1,957	1,516	2,283
Civilian Conservation Corps.....			9	332	436	486	386	326	290
Total.....			360	1,853	2,363	2,372	2,527	1,996	2,677
Loans and subscriptions to stock, etc. (net).....	263	873	181	882	424	71	150	104	231
Total expenditures, exclusive of debt retirement.....	3,671	4,535	3,864	6,011	7,010	8,666	8,442	7,626	9,210
Debt retirement.....	440	413	461	360	573	403	104	65	58
Total expenditures.....	4,111	4,948	4,325	6,371	7,583	9,069	8,546	7,691	9,268

¹ Based partly on classifications of the Bureau of the Budget. Expenditures from both general and emergency funds included; trust fund expenditures excluded.² Excess of credits, deduct.

Specific receipts and expenditures

TABLE 8.—Expenditures of the several activities of the Treasury Department in each of the States and Territories, fiscal year 1939 ¹

States, etc.	Administra- tive expenses, Emergency Relief ²	Division of Disbursement	Coast Guard ³	Bureau of Customs ⁴	Bureau of the Mint	Bureau of Internal Revenue ⁵	Bureau of Narcotics ⁶
	(1)	(2)	(3)	(4)	(5)	(6)	(7)
Alabama.....	\$214,153.24		\$355,675.26	\$64,768.69		\$394,726.29	\$15,500.00
Alaska.....	19,386.15	\$174.76	389,980.00	65,192.84		13,975.64	
Arizona.....	40,814.50		302.64	123,600.65		123,975.29	4,800.00
Arkansas.....	224,007.35		33,240.56	(7)		279,485.01	6,800.00
California.....	434,171.31	71,845.33	2,277,404.47	2,475,954.01	\$499,216.19	3,623,371.28	65,600.00
Colorado.....	146,330.52	31,986.46	337.13	25,492.92	357,810.40	561,173.80	12,400.00
Connecticut.....	100,671.59		1,315,708.51	60,507.29		673,061.84	5,000.00
Delaware.....	28,122.23		103,680.26	(8)		135,461.90	3,000.00
District of Columbia: Departmental.....	5,411,028.29	1,141,468.35	1,230,755.66	742,477.08	117,041.23	12,850,836.85	220,500.00
Field.....			4,770,861.12	(9)		342,351.63	28,200.00
Florida.....	99,510.66		1,298,462.68	589,420.58		655,510.79	9,000.00
Georgia.....	109,211.00	68,696.47	130,071.92	95,341.11		976,513.05	17,200.00
Hawaii.....	11,754.15		325,763.24	230,423.03		192,852.60	17,000.00
Idaho.....	43,336.81		154.37	(10)		115,041.26	2,000.00
Illinois.....	357,668.91	65,557.05	260,399.19	670,623.61		3,676,577.71	81,700.00
Indiana.....	253,499.26		12,545.66	28,453.33		816,712.89	13,400.00
Iowa.....	82,171.69		602.41	9,262.44		504,537.18	7,000.00
Kansas.....	105,943.03		21,333.61	(11)		553,855.60	3,800.00
Kentucky.....	156,824.26		11,816.63	73,416.94	70,560.36	1,192,097.29	24,600.00
Louisiana.....	112,223.07	29,295.16	138,373.53	741,826.16	29,917.31	817,257.65	46,500.00
Maine.....	34,332.61		376,334.32	371,515.43		200,064.07	1,200.00
Maryland.....	92,351.27		2,195,008.45	866,010.31		1,436,045.90	15,400.00
Massachusetts.....	338,021.66	43,043.82	1,837,784.21	2,100,633.72		2,206,386.61	21,500.00
Michigan.....	427,277.51		1,752,444.15	1,092,070.15		1,636,179.40	31,300.00
Minnesota.....	171,600.27	36,909.37	88,120.47	211,092.88		1,062,852.67	19,200.00
Mississippi.....	101,896.19		260,340.17	(12)		229,474.49	5,200.00
Missouri.....	264,905.89	91,899.95	12,797.34	121,010.51		1,433,312.68	67,500.00
Montana.....	68,530.34	23,855.83	10.00	417,834.18		181,215.28	4,400.00
Nebraska.....	217,575.09		2,320.22	16,328.11		434,271.18	7,200.00
Nevada.....	25,638.88			(13)		62,707.79	3,500.00
New Hampshire.....	31,580.32		35,720.96	(14)		149,559.24	290.00
New Jersey.....	231,475.92		1,652,692.14	(15)		1,816,994.56	17,200.00
New Mexico.....	51,780.58	23,641.97	35.46	(16)		107,500.42	3,000.00
New York.....	858,903.06	67,526.06	3,561,363.67	19,174,069.81	871,332.10	8,035,402.94	194,300.00
North Carolina.....	187,537.12		952,645.79	139,275.70		726,975.31	10,000.00

North Dakota.....	65,851.75		75.47	252,588.12		113,231.93	700.00
Ohio.....	340,452.15	32,222.50	924,233.99	315,839.60		2,438,694.72	36,200.00
Oklahoma.....	128,891.90		1,111.79	(11)		686,458.04	22,700.00
Oregon.....	112,929.61	16,101.18	358,793.74	174,381.48		332,192.99	7,800.00
Pennsylvania.....	1,039,021.60	24,982.95	687,459.73	1,795,435.23	818,188.10	3,805,323.78	26,300.00
Philippine Islands.....		541.75				23,380.51	
Puerto Rico.....	205,220.47	16.82	111,770.65	785.94		10,259.40	
Rhode Island.....	54,442.81		402,794.13	51,804.51		207,322.40	
South Carolina.....	92,832.61		125,187.20	29,848.22		345,755.89	7,100.00
South Dakota.....	72,332.49		31,256.66	(17)		125,802.54	1,800.00
Tennessee.....	83,725.21		545.09	19,701.77		681,925.67	24,700.00
Texas.....	310,411.71	43,745.83	1,050,613.49	1,195,917.57		1,723,786.82	84,700.00
Utah.....	56,361.12	16,015.46	129.75	8,393.45		195,608.62	3,000.00
Vermont.....	27,056.59		1,031.53	325,931.61		115,504.14	500.00
Virginia.....	112,383.44		1,501,039.56	234,546.81		635,898.43	10,000.00
Virgin Islands.....	27,914.95	1.75	22,698.43				
Washington.....	121,129.51	21,544.91	1,349,333.62	645,230.74	44,002.26	792,544.59	21,000.00
West Virginia.....	113,909.41		621.81	(9)		381,531.62	7,000.00
Wisconsin.....	233,797.41		593,055.13	71,847.38		824,451.46	4,700.00
Wyoming.....	31,105.82		23.27	(18)		93,904.43	1,600.00
Total.....	14,284,305.59	1,851,073.73	32,572,361.24	35,631,873.91	2,718,067.95	61,751,906.07	1,244,900.00

Footnotes at end of table.

TABLE 8.—Expenditures of the several activities of the Treasury Department in each of the States and Territories, fiscal year 1939¹—Continued

States, etc.	Procurement Division		Public Debt Service	Public Health Service	Secret Service Division	Treasurer of the United States	Total
	Public Build-ings Branch ^{1a}	Branch of Supply					
	(8)	(9)	(10)	(11)	(12)	(13)	(14)
Alabama.....	\$258,373.44	\$77,962.91		\$616,675.26	\$15,834.70		\$2,013,669.79
Alaska.....	316,082.04			89,603.29			894,404.72
Arizona.....	285,791.37	18,870.72		86,836.20	4,609.23		689,600.60
Arkansas.....	282,821.74	94,915.58		421,355.39	11,613.04		1,334,241.67
California.....	5,282,320.58	165,402.51	\$71,955.34	1,399,501.23	67,367.48	\$56,793.50	16,410,913.23
Colorado.....	550,874.61	55,361.41		123,788.48	17,482.36		1,883,038.09
Connecticut.....	574,249.76	36,553.11		206,426.15	9,291.85		2,981,470.10
Delaware.....	31,574.83			47,311.91	2,691.42		356,842.55
District of Columbia:							
Departmental.....	6,799,018.65	1,294,226.00	4,717,193.45	1,545,391.55	92,405.26	1,593,740.00	37,756,082.37
Field.....		1,437,028.87		1,066,392.55	224,128.81		7,868,962.98
Florida.....	619,652.64	62,653.44		466,539.31	12,150.35		3,812,900.45
Georgia.....	134,902.28	52,782.04	38,391.22	676,300.56	22,683.60	53,288.48	2,375,381.73
Hawaii.....	209,266.05			186,018.51	635.42		1,173,713.00
Idaho.....	26,858.72	24,473.37		87,499.84	5,312.69		304,677.06
Illinois.....	2,036,387.88	389,415.13	125,818.94	925,728.45	60,013.85	94,733.19	8,744,623.91
Indiana.....	804,651.96	84,470.56		376,102.14	5,518.01		2,395,353.81
Iowa.....	267,577.09	33,903.56		227,742.69	2,629.22		1,135,426.28
Kansas.....	494,318.62	51,821.02		237,390.72	2,125.92		1,470,588.52
Kentucky.....	944,755.36	78,548.76		1,231,477.07	18,628.63		3,802,725.30
Louisiana.....	307,263.12	60,105.63		1,314,253.85	27,880.43		3,625,395.91
Maine.....	168,576.65	10,383.85		219,455.99	2,637.73		1,384,500.65
Maryland.....	2,061,450.89	55,472.83		1,579,537.77	24,087.08		8,325,364.50
Massachusetts.....	1,126,991.20	125,584.87	1,042,539.33	843,161.09	43,830.08	42,139.41	9,771,616.00
Michigan.....	1,184,999.68	100,405.86		923,119.46	38,100.00		7,185,896.21
Minnesota.....	377,052.06	110,121.10	47,605.14	252,386.84	16,214.89	22,278.20	2,418,433.89
Mississippi.....	345,974.48	53,242.29		282,514.61	3,982.95		1,282,625.18
Missouri.....	4,496,635.48	104,013.31	108,255.80	722,388.65	35,199.06	66,334.49	7,524,253.16
Montana.....	306,031.74	34,326.47		207,117.77	1,586.75		1,244,928.36
Nebraska.....	128,688.36	49,855.75		69,454.01	12,866.40		938,559.12
Nevada.....	26,699.93	18,602.26		35,460.53	4,709.60		177,318.99
New Hampshire.....	153,916.60			58,950.87	3,165.09		433,393.08
New Jersey.....	978,820.35	169,451.13		295,616.73	27,332.81		5,189,583.64
New Mexico.....	83,838.87	29,514.53		373,917.86	4,476.60		677,706.29
New York.....	5,175,493.74	886,580.66	416,428.13	3,028,271.48	158,225.80	85,615.28	42,513,512.73
North Carolina.....	643,298.36	56,699.96		469,609.70	13,141.02		3,199,182.96
North Dakota.....	45,459.93	28,921.33		43,491.19	1,552.38		551,872.10
Ohio.....	1,828,263.55	142,922.21	67,829.60	988,187.31	48,924.04	35,487.25	7,199,257.22
Oklahoma.....	448,652.07	87,997.05		269,825.88	19,651.34		1,665,288.07

Oregon.....	333,977.73	54,157.77	-----	158,871.26	9,939.33	-----	1,559,145.09
Pennsylvania.....	3,571,851.94	261,340.40	72,124.70	974,268.82	70,298.40	40,211.34	13,186,806.99
Philippine Islands.....	-----	-----	-----	30,434.91	-----	-----	54,357.17
Puerto Rico.....	64,717.97	42,523.51	-----	92,150.58	-----	-----	527,445.34
Rhode Island.....	172,682.56	-----	-----	90,035.29	6,143.93	-----	985,225.63
South Carolina.....	244,316.20	54,273.42	-----	349,101.11	8,509.26	-----	1,256,923.91
South Dakota.....	87,944.55	24,980.30	-----	96,236.24	1,411.87	-----	441,764.65
Tennessee.....	426,816.66	44,791.63	-----	550,526.10	18,610.69	-----	1,851,342.82
Texas.....	2,432,410.04	107,761.37	35,697.08	1,404,591.12	54,457.32	18,873.40	8,462,965.75
Utah.....	71,313.47	20,971.41	-----	78,264.71	5,814.97	-----	455,872.96
Vermont.....	61,699.86	-----	-----	54,601.21	18,648.62	-----	604,973.56
Virginia.....	384,439.46	52,687.32	43,960.96	744,733.28	1,407.85	33,731.79	3,754,828.90
Virgin Islands.....	16,367.41	9,290.47	-----	11,486.19	-----	-----	87,759.20
Washington.....	304,903.64	62,578.00	-----	660,884.00	32,033.49	-----	4,056,184.76
West Virginia.....	322,567.21	69,859.63	-----	242,602.71	11,493.80	-----	1,149,586.19
Wisconsin.....	474,512.79	114,303.68	-----	229,078.61	8,054.81	-----	2,553,811.27
Wyoming.....	23,338.88	11,920.29	-----	25,944.15	2,342.40	-----	190,179.24
Total.....	48,791,465.05	7,014,029.28	6,787,799.69	27,788,616.18	1,311,852.63	2,143,226.33	243,891,477.65

¹ The figures in this statement include only those expenditures under each Treasury activity susceptible of distribution on State lines and do not exhibit all expenditures by the Treasury in the various States. Items such as payments of interest and principal under public debt, certain administrative expenses in Washington, and certain other expenditures not susceptible to distribution are excluded. The expenditures by States are on a gross checks-issued basis.

² For accounting, disbursing, and other administrative expenses.

³ Includes expenditures from funds provided under the Emergency Relief Appropriation Acts.

⁴ Excludes expenditures incurred by employees not attached to the Office of Collector of Customs which cannot be distributed by States. For this reason, expenditures from "Collecting the revenue from customs" cover only expenses of collection districts.

⁵ Represents salaries, travel, and miscellaneous expenditures. Excludes refunds of internal revenue and refunds and payments of processing and related taxes.

⁶ Estimated. No exact distribution by States available since enforcement work is divided into districts.

⁷ Included in Tennessee.

⁸ Included in Pennsylvania.

⁹ Included in Maryland.

¹⁰ Included in Montana.

¹¹ Included in Missouri.

¹² Included in Alabama and Louisiana.

¹³ Included in Utah.

¹⁴ Included in Maine.

¹⁵ Included in New York and Pennsylvania.

¹⁶ Included in Texas.

¹⁷ Included in North Dakota.

¹⁸ Included in Nebraska.

¹⁹ Excludes expenditures for the repair, preservation, and equipment of public buildings not susceptible to distribution by States.

TABLE 9.—Comparison of detailed internal revenue collections for the fiscal years 1938 and 1939

[On basis of reports of collections, see p. 312]

Source	1938	1939	Increase or decrease (—)
Income, excess-profits, and unjust enrichment taxes:			
Corporation income taxes.....	\$1,299,932,071.95	\$1,122,540,800.61	—\$177,391,271.34
Individual income taxes.....	1,286,311,881.92	1,028,833,796.49	—257,478,085.43
Total income taxes.....	2,586,243,953.87	2,151,374,597.10	—434,869,356.77
Excess-profits taxes.....	36,569,041.83	27,056,372.81	—9,512,669.02
Unjust enrichment taxes (title III, Revenue Act of 1936).....	6,216,735.52	6,683,334.54	466,599.02
Total.....	2,629,029,731.22	2,185,114,304.45	—443,915,426.77
Capital stock tax.....	139,348,566.58	127,203,008.99	—12,145,557.59
Estate tax.....	382,175,325.34	332,279,613.14	—49,895,712.20
Gift tax.....	34,698,739.01	28,435,596.98	—6,263,142.03
Liquor taxes:			
Distilled spirits (imported), excise tax.....	28,250,370.79	25,014,547.12	—3,235,823.67
Distilled spirits (domestic), excise tax.....	231,815,990.00	258,560,244.87	26,744,254.87
Distilled spirits, rectification tax.....	10,833,776.29	10,677,293.20	—156,483.09
Still or sparkling wines, cordials, etc. (imported), excise tax.....	506,247.68	502,738.14	—3,509.54
Still or sparkling wines, cordials, etc. (domestic), excise tax.....	5,385,362.54	5,892,576.96	507,214.42
Brandy used for fortifying sweet wines.....	1,056,078.04	1,359,431.98	303,353.94
Rectifiers, retail and wholesale liquor dealers, manufacturers of stills (special taxes).....	7,113,641.03	7,152,386.36	38,745.33
Stamps for distilled spirits intended for export.....	1,386.50	182.40	—1,204.10
Stamps for distilled spirits bottled in bond.....	308,482.68	472,872.71	164,390.03
Container stamps (Liquor Taxing Act of 1934).....	9,503,791.23	9,398,861.99	—104,929.24
Floor taxes (levies on tax-paid stocks, inventories of January 12, 1934, and July 1, 1938).....	11,016.46	5,427,570.63	5,416,554.17
Fermented malt liquors.....	269,347,987.45	259,703,925.76	—9,644,061.69
Brewers, retail and wholesale dealers in fermented malt liquors (special taxes).....	3,844,470.84	3,637,069.56	—207,402.28
Total.....	567,978,601.53	587,799,700.68	19,821,099.15
Tobacco taxes:			
Cigars (large):			
Class A.....	9,449,179.36	9,748,672.51	299,493.15
Class B.....	166,189.42	139,641.82	—26,547.60
Class C.....	2,659,853.80	2,472,023.36	—187,830.44
Class D.....	414,069.82	374,686.98	—39,382.84
Class E.....	61,622.65	57,525.82	—4,096.83
Total.....	12,750,915.05	12,792,550.49	41,635.44
Cigars (small).....	130,994.26	120,452.82	—10,541.44
Cigarettes (large).....	21,185.72	19,267.94	—1,917.78
Cigarettes (small).....	493,432,059.72	504,036,932.48	10,603,972.76
Snuff.....	6,678,853.67	6,932,019.20	253,165.53
Tobacco, chewing and smoking.....	53,982,098.23	54,757,043.76	774,945.53
Cigarette papers and tubes.....	1,182,538.98	1,493,785.80	311,246.82
Leaf dealer penalties, etc.....	2,421.90	7,153.25	4,731.35
Total.....	568,181,967.53	580,159,205.74	11,977,238.21
Stamp taxes (title VIII, Revenue Act of 1926, as amended):			
Bonds of indebtedness, issues of capital stock, deeds of conveyance, etc.....	20,083,581.38	19,366,429.92	—717,151.46
Capital stock (and similar interests) sales or transfers.....	18,355,346.01	17,064,488.08	—1,290,857.93
Sales of produce (future delivery).....	3,599,388.57	248,982.30	—3,350,406.27
Playing cards.....	4,052,567.33	4,141,166.60	88,599.27
Silver bullion sales or transfers.....	142,107.43	261,772.52	119,665.09
Total.....	46,232,990.72	41,082,839.42	—5,150,151.30

Footnotes at end of table.

TABLE 9.—Comparison of detailed internal revenue collections for the fiscal years 1938 and 1939—Continued

Source	1938	1939	Increase or decrease (—)
Manufacturers' excise taxes:			
Lubricating oils.....	\$31,565,020.49	\$30,496,636.55	—\$1,068,383.94
Gasoline.....	203,648,079.78	207,018,745.34	3,370,665.56
Tires and inner tubes.....	31,567,183.66	34,819,207.57	3,252,023.91
Automobile trucks.....	6,606,866.82	6,007,662.04	—689,204.78
Other automobiles and motorcycles.....	43,364,839.25	42,722,787.47	—642,051.78
Parts or accessories for automobiles.....	7,988,801.79	7,935,463.89	—63,337.90
Electrical energy.....	38,455,401.97	39,859,173.55	1,403,771.58
Radio sets, phonograph records, etc.....	5,848,841.64	³ 4,834,366.33	—1,014,475.31
Mechanical refrigerators.....	8,829,048.33	6,957,679.22	—1,871,369.11
Firearms, shells, and cartridges.....	2,826,973.06	2,976,019.80	149,046.74
Pistols and revolvers.....	87,662.48	66,511.36	—21,151.12
Toilet preparations @ 10 percent (perfumes, cosmetics, etc.).....	9,808,349.82	10,642,064.17	833,714.35
Toilet preparations @ 5 percent (dentifrices, toilet soap, etc.).....	6,528,215.61	² 889,347.40	—5,638,868.21
Matches.....	4,683,873.16	⁴ 134,273.32	—4,549,599.84
Brewer's wort and malt.....	487,569.06	² 12,388.60	—475,180.46
Articles made of fur.....	5,341,980.60	² 368,053.91	—4,973,926.69
Sporting goods.....	6,663,204.48	² 850,546.85	—5,812,657.63
Cameras and lenses.....	1,356,864.25	² 189,296.84	—1,167,567.41
Chewing gum.....	1,004,740.08	² 110,779.31	—893,960.77
Total.....	416,753,516.33	396,891,003.52	—19,862,512.81
Miscellaneous taxes:			
Bituminous Coal Act of 1937.....	3,211,601.04	3,317,259.01	105,657.97
Sugar Act of 1937 (effective September 1, 1937).....	30,569,130.14	65,414,058.42	34,844,928.28
Telegraph, telephone, cable, and radio facilities, leased wires, etc.....	23,977,064.52	24,093,718.85	116,654.33
Transportation of oil by pipe line.....	12,517,030.37	10,954,732.60	—1,562,297.77
Leases of safe deposit boxes.....	2,013,158.73	1,980,525.03	—32,633.70
Admissions to theaters, concerts, cabarets, games, etc.....	20,800,779.49	19,470,801.85	—1,329,977.64
Club dues and initiation fees.....	6,550,931.12	6,216,900.29	—334,030.83
Adulterated butter, including special taxes.....	10,989.31	6,661.06	—4,328.25
Renovated butter, including special taxes.....	6,306.22	8,488.86	2,182.64
Filled cheese.....	17,011.71	—	—17,011.71
Mixed flour.....	5,818.73	6,214.71	395.98
Oleomargarine:			
Colored.....	65,450.35	38,657.40	—26,792.95
Uncolored.....	1,033,045.37	822,417.67	—210,627.70
Special taxes.....	1,367,429.91	1,349,310.98	—18,118.93
Narcotics (opium, coca leaves, and special taxes).....	565,060.60	567,550.49	2,489.80
Marihuana Tax Act of 1937.....	9,103.71	4,537.53	—4,566.18
Coconut, etc., oils processed (sec. 602½, Revenue Act of 1934, as amended).....	27,470,030.40	27,664,929.62	194,899.22
Crude petroleum processed, etc.....	991,248.01	² 106,055.32	—885,192.69
National Firearms Act.....	10,746.62	9,079.08	—1,667.54
Receipts from other miscellaneous sources, including taxes repealed prior to the Revenue Act of 1938.....	⁵ 513,713.25	⁶ 147,915.92	—365,797.33
Total.....	131,705,649.60	162,179,814.60	30,474,165.00

Footnotes at end of table.

TABLE 9.—Comparison of detailed internal revenue collections for the fiscal years 1938 and 1939—Continued¹

Source	1938	1939	Increase or decrease (—)
Pay roll taxes:			
Social Security Act, title VIII (with respect to employment).....	⁷ \$502,918,025.46	\$529,835,533.76	\$26,917,508.30
Social Security Act, title IX (on employers of 8 or more).....	90,266,534.13	101,160,703.68	10,900,169.55
Carriers and their employees.....	⁸ 149,475,666.38	109,426,627.62	—40,049,038.76
Total.....	742,660,225.97	740,428,865.06	—2,231,360.91
Grand total, all collections.....	5,658,765,314.33	5,181,573,952.58	—477,191,361.75

¹ Tax rate on distilled spirits (except brandy) increased from \$2.00 to \$2.25 per tax gallon, effective July 1, 1938.

² Tax repealed as of close of business June 30, 1938.

³ Tax on phonograph records repealed as of close of business June 30, 1938. (Collections from the tax on radio components and phonograph records were not segregated.)

⁴ Taxes on matches (except 5 cents per thousand on colored wooden stem) repealed as of close of business June 30, 1938.

⁵ Repealed taxes plus interest and penalties amounted to \$504,104.75, and include \$398,167.90 on jewelry, \$35,051.97 on soft drinks, \$42,308.51 on dividends, \$14,769.82 on checks, \$13,737.54 on candy, \$68.06 on yachts and boats, and \$0.95 on grape concentrates.

⁶ Repealed taxes plus interest and penalties amounted to \$96,294.55 and include \$83,848.18 on jewelry, \$5,361.79 on soft drinks, \$4,288.24 on checks, \$1,500.65 on candy, \$1,294.64 on dividends, and \$1.05 on grape concentrates.

⁷ Liabilities on pay rolls of only 10 months were due in fiscal year 1938 due to the shifting from a monthly to a quarterly period of making payments.

⁸ Due to the retroactive nature of the liability for taxes under the Carriers Taxing Act of 1937, approved June 29, 1937, the tax payments for 15 months' liabilities were received during the fiscal year 1938.

NOTE.—Collections for credit to trust accounts, included in the table above, were as follows:

Source	1938	1939	Increase or decrease (—)
Corporation income tax (Alaska railroads).....	\$13,988.00	\$9,774.99	—\$4,213.01
Distilled spirits (domestic).....	286,371.81	174,019.14	—112,352.67
Distilled spirits, rectification tax.....	21,877.59	12,962.68	—8,914.91
Wines (domestic).....	.10	1.65	1.55
Fermented malt liquors.....	943.30	7,771.24	6,827.94
Cigars (large).....	402,758.59	368,958.25	—33,800.34
Cigarettes (large).....	7.36	8.07	.71
Cigarettes (small).....	1,781.29	6,064.91	4,283.62
Manufactured tobacco.....	10.50	100.44	89.94
Coconut oil.....	14,203,377.67	18,640,230.48	4,436,852.81
Total trust fund collections (included above).....	14,931,116.21	19,219,891.85	4,288,775.64

TABLE 10.—*Internal revenue receipts, by tax sources, fiscal years 1916 to 1939*¹

[On basis of reports of collections; see p. 312]

Year	Income and excess-profits ²					Capital stock
	Corporation	Individual	Total income ³	Excess-profits	Total income and excess-profits	
1916.....	\$56,993,658	\$67,943,595	\$124,937,253	-----	\$124,937,253	-----
1917.....	207,236,828	180,108,340	387,345,168	\$37,176	387,382,344	\$10,471,689
1918.....	-----	-----	2,852,324,866	-----	2,852,324,866	24,996,205
1919.....	-----	-----	2,600,783,903	-----	2,600,783,903	28,775,750
1920.....	-----	-----	3,956,936,004	-----	3,956,936,004	93,020,421
1921.....	-----	-----	3,228,137,674	-----	3,228,137,674	81,525,653
1922.....	-----	-----	2,086,918,465	-----	2,086,918,465	80,612,240
1923.....	-----	-----	1,691,089,535	-----	1,691,089,535	81,567,739
1924.....	-----	-----	1,841,759,317	-----	1,841,759,317	87,471,692
1925.....	916,232,697	845,426,352	1,761,659,049	-----	1,761,659,049	90,002,595
1926.....	1,094,979,734	879,124,407	1,974,104,141	-----	1,974,104,141	97,385,756
1927.....	1,308,012,533	911,939,911	2,219,952,444	-----	2,219,952,444	8,970,231
1928.....	1,291,845,989	882,727,114	2,174,573,103	-----	2,174,573,103	8,688,502
1929.....	1,235,733,256	1,095,541,172	2,331,274,428	-----	2,331,274,428	5,956,296
1930.....	1,263,414,466	1,146,844,764	2,410,259,230	-----	2,410,259,230	46,967
1931.....	1,026,392,699	833,647,798	1,860,040,497	-----	1,860,040,497	-----
1932.....	629,566,115	427,190,582	1,056,756,697	-----	1,056,756,697	-----
1933.....	394,217,784	352,573,620	746,791,404	-----	746,791,404	-----
1934.....	397,515,852	419,509,488	817,025,340	2,630,615	819,655,955	80,168,344
1935.....	572,117,876	527,112,506	1,099,230,382	6,560,483	1,105,790,865	91,508,121
1936.....	738,522,230	674,416,074	1,412,938,304	14,509,290	1,427,447,594	94,942,752
1937.....	1,056,923,130	1,091,740,746	2,148,663,876	25,104,608	2,173,768,484	137,499,246
1938.....	1,299,932,072	1,286,311,882	2,586,243,954	36,569,042	2,622,812,996	139,348,567
1939.....	1,122,540,801	1,028,833,796	2,151,374,597	27,056,373	2,178,430,970	127,203,009

Year	Dividend	Estate	Gift	Distilled spirits and wines, including special taxes	Fermented malt liquors, including special taxes	Tobacco manufactures, including special taxes in effect to June 30, 1926
1916.....	-----	-----	-----	\$158,682,440	\$88,771,104	\$88,063,948
1917.....	-----	-----	-----	192,111,319	91,897,194	103,201,592
1918.....	-----	\$6,076,575	-----	317,553,687	126,285,858	156,188,660
1919.....	-----	82,029,983	-----	365,211,252	117,839,602	206,003,092
1920.....	-----	103,635,563	-----	97,905,276	41,965,874	295,809,355
1921.....	-----	154,043,260	-----	82,598,065	25,364	255,219,385
1922.....	-----	139,418,846	-----	45,563,350	46,086	270,759,384
1923.....	-----	126,705,207	-----	30,354,007	4,079	309,015,493
1924.....	-----	102,966,762	-----	27,580,381	5,328	325,638,931
1925.....	-----	101,421,767	\$7,518,129	25,902,820	1,954	345,247,211
1926.....	-----	116,041,036	3,175,339	26,436,334	15,694	370,666,439
1927.....	-----	100,339,852	-----	21,194,669	883	376,170,205
1928.....	-----	60,087,234	-----	15,307,496	300	396,450,041
1929.....	-----	61,897,141	-----	12,776,628	100	434,444,543
1930.....	-----	64,769,625	-----	11,695,267	-----	450,339,061
1931.....	-----	48,078,327	-----	10,432,064	-----	444,276,503
1932.....	-----	47,422,313	-----	8,703,963	-----	398,578,619
1933.....	-----	29,693,062	4,616,662	8,016,045	35,158,272	402,739,059
1934.....	\$50,229,123	103,985,288	9,153,076	89,951,748	168,959,585	425,168,897
1935.....	961,480	140,440,682	71,671,277	195,457,893	215,563,879	459,178,626
1936.....	398,790	218,780,754	160,058,761	256,337,600	249,126,437	501,165,728
1937.....	35,581	281,635,983	23,911,783	312,660,987	281,584,100	552,254,145
1938.....	42,309	382,175,326	34,698,739	294,786,143	273,192,458	568,181,968
1939.....	1,295	332,279,613	28,435,597	324,458,706	263,340,994	580,159,206

Footnotes at end of table.

TABLE 10.—Internal revenue receipts, by tax sources, fiscal years 1916 to 1939¹—
Continued

Year	Stamp					Manufacturers', etc., excise ⁶	Soft drinks
	Bonds of indebtedness, issues of capital stock, deeds of conveyance, etc. ⁴	Capital stock and similar interests, sales or transfers	Sales of produce for future delivery	Playing cards	Silver bullion sales or transfers		
1916	\$38, 110, 282	(⁵)	(⁵)	\$819, 654		\$4, 218, 979	
1917	8, 254, 342	(⁵)	(⁵)	820, 897		775, 078	
1918	17, 284, 805	\$2, 236, 040	\$2, 353, 889	1, 276, 505		36, 636, 607	\$2, 215, 181
1919	28, 946, 888	7, 540, 881	7, 263, 571	2, 091, 791		79, 400, 266	7, 182, 219
1920	59, 715, 331	13, 372, 164	8, 171, 871	3, 088, 402		267, 968, 579	57, 460, 956
1921	53, 551, 491	8, 790, 906	7, 521, 676	2, 603, 941		229, 397, 537	58, 675, 973
1922	41, 347, 753	9, 012, 702	5, 558, 589	2, 787, 921		174, 361, 288	33, 504, 284
1923	44, 603, 166	9, 871, 604	7, 015, 382	3, 385, 227		185, 117, 058	10, 131, 897
1924	43, 031, 608	7, 936, 832	7, 557, 577	3, 731, 537		200, 921, 721	10, 418, 866
1925	27, 862, 622	12, 808, 629	5, 397, 143	3, 183, 355		140, 877, 326	
1926	28, 480, 422	17, 137, 186	4, 183, 218	4, 213, 414		150, 220, 488	
1927	13, 044, 446	16, 674, 103	2, 884, 554	4, 742, 469		66, 850, 109	
1928	15, 561, 459	24, 208, 538	4, 048, 499	5, 010, 712		51, 951, 694	
1929	17, 868, 372	37, 595, 928	3, 333, 427	5, 375, 804		5, 723, 791	
1930	22, 611, 275	46, 698, 227	3, 599, 875	4, 819, 293		2, 676, 261	
1931	14, 757, 383	25, 519, 973	1, 682, 681	4, 993, 559		149, 744	
1932	9, 198, 539	17, 696, 130	959, 320	4, 386, 351		96, 195	
1933	16, 034, 755	33, 128, 495	4, 206, 598	3, 908, 354		243, 615, 880	4, 186, 447
1934	16, 259, 305	38, 065, 999	7, 847, 743	4, 406, 385	\$606	385, 306, 199	4, 746, 733
1935	17, 934, 777	15, 747, 363	3, 950, 544	4, 351, 289	1, 149, 390	342, 159, 137	129, 991
1936	28, 162, 658	33, 054, 798	2, 943, 542	4, 143, 698	688, 188	382, 732, 611	90, 029
1937	28, 651, 710	31, 350, 597	5, 096, 814	4, 186, 502	638, 712	450, 638, 009	38, 553
1938	20, 083, 581	18, 355, 346	3, 599, 389	4, 052, 567	142, 107	417, 205, 549	35, 032
1939	19, 366, 430	17, 064, 488	248, 982	4, 141, 167	261, 772	396, 976, 353	5, 532

Year	Telegraph, telephone, cable, and radio facilities, etc.	Transportation, including oil by pipe line	Insurance	Leases of safe deposit boxes	Checks, drafts, or orders for the payment of money	Admissions	Club dues
1916	(⁵)	(⁵)	(⁵)				
1917	(⁵)	(⁵)	(⁵)				
1918	\$6, 299, 107	\$64, 437, 533	\$6, 492, 025			\$26, 357, 339	\$2, 250, 057
1919	17, 902, 389	219, 937, 183	14, 508, 881			50, 919, 608	4, 072, 549
1920	27, 677, 041	261, 671, 046	18, 421, 754			76, 720, 555	5, 198, 001
1921	28, 442, 413	273, 070, 001	18, 992, 094			89, 730, 833	6, 150, 818
1922	29, 271, 522	169, 518, 727	10, 855, 404			73, 384, 956	6, 615, 634
1923	30, 380, 784					70, 175, 147	7, 170, 731
1924	34, 662, 429					77, 712, 524	8, 009, 861
1925						30, 907, 809	8, 690, 588
1926						23, 980, 677	10, 073, 838
1927						17, 940, 637	10, 436, 021
1928						17, 724, 952	10, 352, 990
1929						6, 083, 056	11, 245, 255
1930						4, 230, 667	12, 521, 092
1931						2, 778, 864	11, 477, 723
1932						1, 858, 606	9, 204, 587
1933	14, 564, 756	7, 467, 298		\$2, 365, 041	\$38, 456, 493	15, 520, 512	6, 679, 261
1934	19, 250, 800	10, 379, 370		2, 715, 851	41, 383, 199	14, 613, 414	5, 986, 150
1935	19, 741, 434	9, 479, 722		2, 317, 619	25, 645, 139	15, 379, 397	5, 784, 495
1936	21, 098, 348	9, 793, 995		1, 997, 410	25, 556	17, 112, 176	6, 090, 923
1937	24, 569, 627	11, 244, 096		2, 039, 714	8, 221	19, 740, 192	6, 287, 768
1938	23, 977, 064	12, 517, 030		2, 013, 159	14, 770	20, 800, 779	6, 550, 931
1939	24, 093, 719	10, 954, 733		1, 980, 525	4, 288	19, 470, 802	6, 216, 900

Footnotes at end of table.

TABLE 10.—*Internal revenue receipts, by tax sources, fiscal years 1916 to 1939*—
Continued

Year	Oleomargarine, including special taxes	Narcotics, including special taxes	Coconut, etc., oils processed	Crude petroleum processed, etc.	Bituminous coal	Social security	Carriers and their employees
1916	\$1,485,971	\$245,072					
1917	1,995,720	277,165					
1918	2,336,907	185,359					
1919	2,791,831	726,137					
1920	3,728,276	1,514,230					
1921	2,986,465	1,170,316					
1922	2,121,080	1,269,090					
1923	2,254,531	1,013,736					
1924	2,814,104	1,057,341					
1925	3,038,928	1,090,933					
1926	3,070,218	981,739					
1927	3,164,219	797,825					
1928	3,407,600	690,432					
1929	3,611,153	605,336					
1930	3,919,388	588,682					
1931	2,681,428	607,340					
1932	1,744,737	521,163					
1933	1,347,191	457,068					
1934	1,476,230	495,270					
1935	2,048,977	580,613	\$24,457,091	\$1,759,790			
1936	2,203,804	554,028	27,691,081	1,163,755	\$729,218		\$48,279
1937	2,348,415	573,493	29,688,239	894,183		\$265,458,404	286,904
1938	2,465,926	574,164	27,470,030	991,248	3,211,601	593,184,560	149,475,666
1939	2,210,386	572,088	27,664,930	106,055	3,317,259	631,002,237	109,426,628

Year	Receipts in connection with prohibition enforcement	Miscellaneous ²	Special taxes not elsewhere included ³	Agricultural adjustment	Sugar Act of 1937	Unjust enrichment	Total
1916		\$480,477	\$6,908,108				\$512,723,288
1917		892,681	7,237,044				809,393,640
1918		1,091,814	2,691,587				3,698,955,821
1919		1,501,005	4,721,298				5,407,150,079
1920	\$641,029	3,045,183	9,913,281				8,450,580,252
1921	2,152,387	1,975,970	8,585,540				4,595,357,062
1922	1,979,587	3,881,415	8,662,760				3,197,451,083
1923	729,244	3,125,078	8,035,583				2,621,745,228
1924	855,395	4,232,637	7,814,414				2,796,179,257
1925	560,888	12,156,929	5,811,558				2,584,140,268
1926	416,198	870,777	4,546,978				2,835,990,892
1927	502,877	2,009,639	7,967				2,865,683,130
1928	925,252	1,536,971	9,763				2,790,535,538
1929	727,006	536,111					2,939,054,375
1930	1,105,172	265,651					3,040,145,733
1931	586,150	166,518					2,428,228,754
1932	490,773	110,569					1,557,729,042
1933	529,789	56,923	239,859				1,619,539,224
1934	378,715	61,651	180,673	\$371,422,886			2,672,239,195
1935		13,861	9,752	526,222,358			3,299,435,572
1936		14,732	7,029	71,637,207			3,520,208,381
1937		31,262	4,640			\$8,073,351	4,653,195,315
1938		9,608	10,815		\$30,569,130	6,216,736	6,658,765,314
1939		72,987	9,079		65,414,058	6,683,335	5,181,573,953

¹ For figures for 1863 to 1915, see annual report for 1929, p. 419.² Separate figures on corporation and individual income and excess-profits tax collections not available for the years 1916 to 1924.³ Included munitions manufacturers' tax, 1917, \$27,663,940; and 1918, \$13,296,927.⁴ Originally schedule A, act of Oct. 22, 1914; now covers issues and transfers of bonds of indebtedness, issues of capital stock, passage tickets, foreign insurance policies, and deeds of conveyance.⁵ Included under stamps, bonds of indebtedness, etc.⁶ Includes taxes on sales under act of Oct. 22, 1914, manufacturers', consumers', and dealers' excise taxes under the war revenue and subsequent acts, except soft drink taxes; all taxes paid by manufacturers of and dealers in adulterated and process or renovated butter, mixed flour, and filled cheese; and for 1932-39, manufacturers' excise taxes (act of 1932, as amended) except soft drinks.⁷ Includes receipts, in addition to those classed as miscellaneous, as follows: (a) for 1916-33, delinquent taxes collected under repealed laws, except delinquent collections on automobiles for 1929 and 1930, included under "Manufacturers' excise taxes," and on "Capital stock," under which the collections for 1927-30 represent delinquencies; (b) for 1919, 1920, and 1921 receipts which remained unclassified at the time the statistical tables were compiled; (c) internal revenue collected through customs offices for 1921-33; subsequently such receipts are included with "Distilled spirits"; (d) penalties for 1916, \$458,773; 1917, \$871,606; and 1918, \$985,220; after 1918 all penalties are included under the respective taxes to which they relate.⁸ Includes the occupational taxes imposed under the act of Oct. 22, 1914, on various classes of entertainment proprietors, brokers, and bankers, with subsequent repeals and amendments to include hackney automobiles and boats. Collections for 1933 and 1934 were entirely from pleasure boats. Subsequently, collections under the National Firearms Act are included.

NOTE.—Collections for credit to trust accounts included in above table. For data for 1938 and 1939, see note on p. 374.

TABLE 11.—Internal revenue receipts, by States and Territories, fiscal year 1939¹

[On basis of reports of collections, see p. 312]

States, etc.	Income and excess-profits taxes ²	Miscellaneous internal revenue taxes ³	Social Security and Carriers Acts taxes	Total ⁴
Alabama.....	\$7,480,529.29	\$2,917,217.00	\$5,093,719.20	\$15,491,466.39
Alaska.....	575,334.61	136,995.15	247,481.25	959,811.01
Arizona.....	2,542,667.22	793,005.91	1,043,336.98	4,379,010.11
Arkansas.....	4,066,534.61	2,106,313.96	1,770,293.83	7,943,142.40
California.....	143,151,649.66	120,486,433.53	45,331,052.15	308,969,135.34
Colorado.....	15,407,420.87	14,469,700.54	4,721,160.33	34,598,281.74
Connecticut.....	48,365,376.62	22,981,701.88	14,277,572.43	85,624,650.93
Delaware.....	61,948,009.32	5,594,012.79	3,321,727.78	71,863,749.89
District of Columbia.....	16,896,583.60	5,839,601.99	7,404,157.72	30,140,243.31
Florida.....	24,658,724.09	21,988,912.61	4,784,241.68	51,431,878.38
Georgia.....	17,104,017.06	9,550,266.57	7,174,207.05	33,837,490.68
Hawaii.....	7,650,625.02	2,849,718.00	1,393,425.56	11,893,768.67
Idaho.....	2,110,888.36	997,659.10	1,121,464.77	4,230,012.23
Illinois.....	201,024,624.03	160,073,244.25	75,222,188.42	436,320,056.70
Indiana.....	32,071,130.71	71,676,043.85	11,127,191.35	114,874,365.91
Iowa.....	11,968,581.36	5,609,740.82	5,974,419.46	23,552,741.64
Kansas.....	7,723,092.85	6,950,750.91	6,516,912.50	21,190,756.26
Kentucky.....	14,437,430.63	110,455,592.76	7,253,867.18	132,146,890.57
Louisiana.....	17,891,643.27	23,881,384.01	5,085,565.87	46,858,593.15
Maine.....	9,617,492.06	2,667,615.57	3,167,525.63	15,452,633.21
Maryland.....	43,939,127.03	50,735,975.58	11,843,081.66	106,518,184.27
Massachusetts.....	74,539,705.15	56,697,109.40	29,668,514.23	160,905,328.78
Michigan.....	126,539,573.31	95,542,984.78	36,080,510.27	258,163,068.36
Minnesota.....	26,662,106.22	26,953,755.27	15,214,778.02	68,830,639.51
Mississippi.....	3,224,163.85	1,327,230.38	1,601,019.98	6,152,414.21
Missouri.....	56,367,239.36	57,818,307.20	23,530,337.50	137,715,884.06
Montana.....	2,000,844.22	2,135,922.16	1,185,528.73	5,922,295.11
Nebraska.....	7,149,640.08	6,356,696.31	6,623,517.54	19,129,853.93
Nevada.....	2,974,422.68	616,658.84	454,483.75	4,045,565.27
New Hampshire.....	4,317,729.70	1,546,042.03	1,776,052.84	7,639,824.57
New Jersey.....	84,600,685.68	93,488,382.12	23,737,616.84	201,826,684.64
New Mexico.....	1,637,407.54	593,117.02	653,630.02	2,884,154.58
New York.....	557,298,673.16	330,464,157.75	164,180,413.44	1,051,943,244.35
North Carolina.....	25,078,335.52	276,532,650.04	8,997,419.97	310,608,405.53
North Dakota.....	698,073.65	323,173.90	576,389.19	1,597,636.74
Ohio.....	121,529,654.52	119,709,812.68	47,006,130.57	288,245,597.77
Oklahoma.....	20,951,725.93	32,289,318.55	6,096,582.76	59,337,627.24
Oregon.....	6,564,163.85	3,008,729.56	4,430,028.76	14,002,922.17
Pennsylvania.....	168,931,025.85	198,084,040.53	71,656,834.67	438,671,901.05
Rhode Island.....	12,573,443.70	10,790,570.17	4,189,160.40	27,553,174.27
South Carolina.....	5,488,070.59	2,061,019.72	2,983,977.93	10,533,068.24
South Dakota.....	846,670.88	498,596.54	627,128.46	1,972,395.88
Tennessee.....	15,512,047.31	10,729,051.68	6,516,569.14	32,757,668.13
Texas.....	70,816,454.02	48,956,897.43	20,031,002.39	139,804,353.84
Utah.....	3,507,835.23	4,490,401.08	1,617,110.05	9,615,346.36
Vermont.....	2,096,612.51	1,011,328.93	1,219,144.60	4,327,086.04
Virginia.....	25,273,933.70	177,479,686.74	10,069,702.79	212,823,323.23
Washington.....	14,681,538.35	10,746,750.03	7,226,507.72	32,654,796.10
West Virginia.....	11,932,554.81	5,070,111.52	5,296,593.23	22,299,259.56
Wisconsin.....	31,945,183.04	41,720,672.74	12,740,364.43	86,406,220.21
Wyoming.....	1,447,610.88	810,834.94	567,222.09	2,825,667.31
Philippine Islands.....	-----	372,791.13	-----	372,791.13
Puerto Rico.....	12,362.85	1,716,528.77	-----	1,728,891.62
Total.....	2,178,430,969.91	2,262,714,117.61	740,428,865.06	5,181,573,952.58

¹ Federal tax receipts in the various States do not indicate the tax burden of the respective States, since the taxes may be eventually borne by persons in other States.² Includes certain trust fund receipts, see note 4.³ Includes (on warrant basis) \$25,014,547.12 from the excise tax on imported distilled spirits and \$502,738.14 from the excise taxes on imported wines deposited by collectors of customs; also includes \$3,362,288.40 from the sale of documentary stamps deposited by postmasters.⁴ Includes collections for credit to trust funds as follows:

Income tax on Alaska railroads (act of July 18, 1914).....	\$9,774.99
Tax on Philippine manufactured products (act of Aug. 5, 1909).....	554,592.10
Tax on Philippine coconut oil (sec. 602½, Revenue Act of 1934).....	18,640,230.43
Tax on Puerto Rico manufactured products (act of Mar. 2, 1917).....	15,294.28

Total internal revenue collections reported for credit to trust funds..... 19,219,891.85

NOTE.—For additional information see published report of the Commissioner of Internal Revenue for the year ended June 30, 1939.

TABLE 12.—*Expenses of the Internal Revenue Service, fiscal year 1939*

[On basis of checks issued, see p. 312]

A. DISBURSEMENTS FOR COLLECTORS FROM THE APPROPRIATION "COLLECTING THE INTERNAL REVENUE, 1939," BY COLLECTION DISTRICTS

District	Salaries of collectors, deputies, clerks, etc.	Travel expenses	Rent	Miscellaneous	Total
Alabama.....	\$141,288.84	\$18,487.02	-----	\$1,987.56	\$161,763.42
Arizona.....	68,978.44	7,212.59	-----	1,125.00	77,316.03
Arkansas.....	117,431.27	20,023.37	-----	3,042.29	140,496.93
California:					
First district.....	507,583.55	40,469.81	-----	8,568.66	556,622.02
Sixth district.....	544,689.52	28,436.60	\$33,587.58	15,543.92	622,257.62
Colorado.....	156,754.62	11,138.93	-----	2,571.57	170,465.12
Connecticut.....	285,500.84	8,479.21	-----	5,082.49	299,362.54
Delaware.....	56,520.42	4,087.39	300.00	441.34	61,049.15
Florida.....	212,488.80	24,112.76	501.60	6,189.22	243,292.38
Georgia.....	197,896.85	24,963.92	1,300.60	2,246.78	226,408.15
Hawaii.....	66,885.86	3,261.04	-----	965.74	71,112.64
Idaho.....	66,583.55	7,841.87	-----	760.92	75,186.34
Illinois:					
First district.....	881,409.09	16,067.62	1,209.00	13,636.39	912,322.10
Eighth district.....	246,024.76	19,099.83	-----	4,750.37	269,874.96
Indiana.....	271,412.31	20,058.70	-----	5,538.41	297,009.42
Iowa.....	265,165.70	18,021.69	-----	2,754.44	285,941.83
Kansas.....	182,547.30	19,005.44	-----	1,775.23	203,327.97
Kentucky.....	217,661.59	23,466.76	-----	4,737.35	245,865.70
Louisiana.....	183,300.01	22,333.65	1,120.00	3,595.67	210,349.33
Maine.....	112,024.83	11,269.25	-----	1,777.16	125,071.24
Maryland.....	551,444.39	18,181.40	372.00	7,490.87	577,488.66
Massachusetts.....	692,439.02	6,319.92	-----	5,669.13	704,428.07
Michigan.....	563,465.92	31,389.03	1,190.00	13,128.13	609,173.08
Minnesota.....	317,434.91	18,268.60	-----	3,888.05	339,591.56
Mississippi.....	89,941.40	13,209.29	324.68	1,300.17	104,775.54
Missouri:					
First district.....	265,606.58	15,250.91	770.00	2,104.98	283,732.47
Sixth district.....	179,833.68	18,756.41	-----	2,721.11	201,311.20
Montana.....	100,577.87	16,494.84	-----	3,154.26	120,226.97
Nebraska.....	165,800.49	19,992.31	-----	3,539.42	189,332.22
Nevada.....	45,069.56	5,500.88	-----	410.76	50,981.20
New Hampshire.....	84,096.63	5,503.05	192.00	2,072.36	91,864.04
New Jersey:					
First district.....	155,184.03	6,753.79	-----	3,341.01	165,278.83
Fifth district.....	466,334.00	13,062.02	-----	7,566.49	486,962.51
New Mexico.....	54,377.57	6,898.22	-----	1,103.35	62,379.14
New York:					
First district.....	592,056.27	5,358.88	584.00	9,412.27	607,411.42
Second district.....	715,059.06	1,647.38	-----	10,007.50	726,713.94
Third district.....	643,100.15	1,253.53	-----	17,435.15	661,788.83
Fourteenth district.....	342,917.27	14,181.07	-----	5,637.14	362,735.48
Twenty-first district.....	194,000.30	10,370.78	-----	1,318.99	205,690.07
Twenty-eighth district.....	297,505.33	7,059.93	-----	2,793.37	307,358.63
North Carolina.....	183,267.97	24,687.16	-----	4,174.36	212,129.49
North Dakota.....	65,362.30	7,968.44	-----	714.68	74,045.42
Ohio:					
First district.....	223,849.22	3,239.08	-----	2,967.75	230,056.05
Tenth district.....	144,147.15	8,443.85	-----	1,692.51	154,283.51
Eleventh district.....	130,132.73	8,432.82	-----	1,634.02	140,199.57
Eighteenth district.....	400,829.25	24,972.80	-----	5,128.97	430,931.02
Oklahoma.....	215,938.71	36,394.67	-----	5,634.64	257,967.92
Oregon.....	154,418.79	12,552.10	120.00	3,333.90	170,424.79
Pennsylvania:					
First district.....	607,073.49	20,576.63	-----	13,803.11	641,453.23
Twelfth district.....	170,595.09	7,474.17	-----	1,279.39	179,348.65
Twenty-third district.....	428,153.04	16,492.81	-----	2,229.86	446,875.71
Rhode Island.....	121,580.51	1,847.80	-----	2,630.72	126,059.03
South Carolina.....	106,886.78	11,343.18	-----	2,289.19	120,519.15
South Dakota.....	66,852.69	10,902.16	-----	1,561.36	79,316.21
Tennessee.....	176,537.12	24,744.67	-----	1,619.45	202,901.14
Texas:					
First district.....	291,639.71	28,088.14	574.31	6,540.73	326,842.89
Second district.....	261,199.66	33,845.74	-----	5,111.22	300,156.62
Utah.....	69,440.16	3,773.95	-----	988.70	74,202.81
Vermont.....	72,022.90	5,429.48	387.00	2,185.65	80,025.03
Virginia.....	219,812.56	25,292.85	-----	5,101.70	250,207.11
Washington.....	249,934.77	14,433.24	427.84	4,050.22	268,846.07
West Virginia.....	153,404.70	17,972.67	-----	2,855.85	174,233.22
Wisconsin.....	387,180.61	21,593.97	-----	5,951.09	414,725.67
Wyoming.....	58,155.11	8,787.90	-----	1,209.82	68,152.83
Total.....	16,256,807.60	962,579.77	42,960.61	275,873.91	17,538,221.89

TABLE 12.—*Expenses of the Internal Revenue Service, fiscal year 1939—Continued*

B. DISBURSEMENTS FOR COLLECTORS FROM THE APPROPRIATION "SALARIES AND ADMINISTRATIVE EXPENSES, SEC. 915, REVENUE ACT OF 1936 (TRANSFER FROM EXPORTATION AND DOMESTIC CONSUMPTION OF AGRICULTURAL COMMODITIES, DEPARTMENT OF AGRICULTURE, 1936), 1937-39," BY COLLECTION DISTRICTS

District	Salaries of deputies, clerks, etc.	Travel expenses	Rent	Miscellaneous	Total
Alabama.....	\$23,852.51	\$960.02	-----	\$480.10	\$25,292.63
Arizona.....	3,558.30	205.21	-----	114.33	3,877.84
Arkansas.....	13,210.34	1,323.35	-----	162.40	14,696.09
California:					
First district.....	16,308.60	157.56	-----	582.81	17,048.97
Sixth district.....	13,946.50	73.89	\$899.64	51.08	14,971.11
Colorado.....	9,304.39	60.54	-----	65.82	9,430.75
Connecticut.....	7,372.42	34.60	-----	35.30	7,442.32
Delaware.....	3,023.30	-----	-----	22.19	3,045.49
Florida.....	10,290.40	1,098.88	-----	109.85	11,499.13
Georgia.....	25,991.82	1,470.60	-----	566.69	28,029.11
Hawaii.....	4,769.06	-----	-----	96.96	4,866.02
Idaho.....	4,150.30	-----	-----	75.50	4,225.80
Illinois:					
First district.....	25,485.76	760.90	-----	85.21	26,331.87
Eighth district.....	10,464.07	402.72	-----	63.17	10,929.96
Indiana.....	3,706.00	161.75	-----	200.70	4,068.45
Iowa.....	20,567.13	1,001.27	-----	232.33	21,800.73
Kansas.....	13,588.80	1,874.30	-----	524.75	15,987.85
Kentucky.....	33,256.84	1,322.67	-----	176.19	34,755.70
Louisiana.....	23,148.41	421.55	-----	248.11	23,818.07
Maine.....	5,237.30	79.26	-----	29.16	5,345.72
Maryland.....	43,789.04	1,069.84	1,404.90	920.07	47,183.85
Massachusetts.....	23,746.83	430.73	-----	473.10	24,650.66
Michigan.....	22,986.27	1,661.63	-----	381.83	25,029.73
Minnesota.....	16,959.84	637.11	-----	86.67	17,683.62
Mississippi.....	9,567.76	-----	-----	-----	9,567.76
Missouri:					
First district.....	12,546.99	1,236.25	-----	47.37	13,830.61
Sixth district.....	12,510.08	1,770.46	-----	-----	14,280.54
Montana.....	6,783.30	14.19	-----	-----	6,797.49
Nebraska.....	9,973.09	1,286.39	-----	81.30	11,340.78
Nevada.....	2,042.46	-----	-----	145.84	2,188.30
New Hampshire.....	3,407.86	339.10	-----	34.83	3,781.79
New Jersey:					
First district.....	3,751.61	3.85	-----	175.17	3,930.63
Fifth district.....	11,330.00	510.19	-----	232.36	12,072.55
New Mexico.....	3,957.50	520.85	-----	11.58	4,489.93
New York:					
First district.....	10,944.94	401.60	-----	79.72	11,426.26
Second district.....	43,165.15	180.90	-----	374.61	43,720.66
Third district.....	33,381.33	187.01	-----	332.18	33,900.52
Fourteenth district.....	13,600.00	412.49	-----	72.78	14,085.27
Twenty-first district.....	8,334.74	795.87	-----	48.80	9,179.41
Twenty-eighth district.....	12,897.05	820.06	-----	196.53	13,913.64
North Carolina.....	21,236.16	112.80	-----	188.64	21,537.60
North Dakota.....	4,815.13	270.27	-----	153.47	5,238.87
Ohio:					
First district.....	11,115.16	376.80	-----	40.20	11,532.16
Tenth district.....	7,020.92	573.35	-----	116.24	7,710.51
Eleventh district.....	9,872.50	110.65	-----	-----	9,983.15
Eighteenth district.....	8,703.66	55.25	-----	276.91	9,035.82
Oklahoma.....	14,686.80	2,613.29	-----	266.65	17,566.74
Oregon.....	9,011.20	-----	-----	30.00	9,041.20
Pennsylvania:					
First district.....	28,151.21	1,844.18	-----	661.20	30,656.59
Twelfth district.....	10,072.80	211.65	-----	24.45	10,308.90
Twenty-third district.....	14,430.23	235.76	-----	43.80	14,709.79
Rhode Island.....	5,580.00	93.22	-----	191.24	5,864.46
South Carolina.....	18,931.92	5,493.45	-----	265.88	24,691.25
South Dakota.....	4,703.96	195.65	-----	150.35	5,049.96
Tennessee.....	28,367.85	53.90	-----	338.07	28,759.82
Texas:					
First district.....	20,204.27	1,250.90	377.20	233.76	22,066.13
Second district.....	15,075.80	738.35	-----	425.82	16,239.97
Utah.....	2,412.37	-----	-----	72.74	2,485.11
Vermont.....	4,003.92	158.30	-----	311.30	4,473.52
Virginia.....	23,632.48	287.91	-----	105.31	24,025.70
Washington.....	11,012.50	313.96	-----	91.19	11,417.65
West Virginia.....	11,101.49	252.75	-----	117.50	11,471.74
Wisconsin.....	17,089.56	1,935.78	-----	136.82	19,162.16
Wyoming.....	2,924.96	831.59	-----	-----	3,756.55
Total.....	881,064.94	41,697.35	2,681.74	11,858.93	937,302.96

TABLE 12.—*Expenses of the Internal Revenue Service, fiscal year 1939*—Continued
C. DISBURSEMENTS FOR INTERNAL REVENUE AGENTS FROM THE APPROPRIATION "COLLECTING THE INTERNAL REVENUE, 1939," BY DIVISIONS

Division	Salaries of agents, clerks, etc.	Travel expenses	Rent	Miscellaneous	Total
Atlanta.....	\$170,463.37	\$12,482.64		\$1,144.13	\$184,090.14
Baltimore.....	454,109.31	3,496.48		3,575.96	466,181.75
Boston.....	704,289.44	24,109.15	\$25,083.36	10,112.09	763,594.04
Brooklyn.....	468,987.24	8,066.45	16,893.75	5,751.72	499,699.16
Buffalo.....	419,847.40	18,500.07	4,140.00	5,587.00	448,074.47
Chicago.....	945,738.94	13,339.24	35,573.53	16,907.85	1,011,559.56
Cincinnati.....	248,428.80	14,567.62	650.00	2,993.03	266,639.45
Cleveland.....	503,987.03	24,477.43	19,570.08	9,123.78	557,158.32
Columbia.....	94,472.19	7,165.22	300.00	1,457.37	103,394.78
Dallas.....	615,436.41	41,648.85		5,612.24	662,697.53
Denver.....	169,280.50	13,502.64		1,885.85	184,668.99
Detroit.....	470,719.31	33,458.00		4,258.74	508,466.05
Greensboro.....	181,393.22	20,095.66		2,198.89	203,687.77
Honolulu.....	72,846.44	5,488.64		819.03	79,154.11
Huntington.....	103,322.69	8,073.30		1,955.35	113,351.34
Indianapolis.....	199,649.79	17,063.33		2,617.90	219,331.02
Jacksonville.....	237,253.86	16,377.91	922.80	3,030.79	257,585.36
Los Angeles.....	616,167.51	17,923.77	11,529.24	6,917.98	652,538.50
Louisville.....	146,602.41	9,610.45		1,615.66	157,828.52
Milwaukee.....	230,868.14	9,774.92		3,266.50	243,909.56
Nashville.....	234,670.96	16,508.06		3,237.33	254,416.35
Newark.....	567,648.12	15,244.18	17,395.04	8,590.32	608,877.66
New Haven.....	276,294.55	9,069.36	13,407.96	5,894.30	304,666.17
New Orleans.....	191,813.72	20,317.60	994.78	2,840.69	215,966.79
New York:					
Second division.....	1,284,996.21	20,822.92		9,682.81	1,315,501.94
Upper division.....	1,004,230.32	7,236.38		10,734.42	1,022,210.12
Oklahoma.....	249,819.52	27,803.87	2,385.00	3,228.36	283,236.75
Omaha.....	267,523.80	16,473.79	7,267.92	3,646.23	294,911.74
Philadelphia.....	740,234.82	25,020.23	12,886.45	8,605.64	786,747.14
Pittsburgh.....	398,461.47	14,772.19	341.25	3,745.27	417,320.18
Richmond.....	178,890.37	12,112.16	156.00	2,860.54	194,119.07
Salt Lake City.....	134,575.53	13,212.91		1,636.95	149,425.39
San Francisco.....	480,901.32	21,970.31	340.00	6,466.64	509,678.27
Seattle.....	332,568.87	17,302.18		4,415.36	354,286.41
Springfield.....	146,292.40	14,085.90		1,815.67	156,193.97
St. Louis.....	406,733.10	12,873.20		2,368.62	421,974.92
St. Paul.....	249,031.34	23,088.44		2,512.00	274,631.78
Wichita.....	152,879.17	18,496.18		1,887.43	173,262.78
Total.....	14,345,438.59	630,691.66	169,837.16	175,100.44	15,321,067.85

D. DISBURSEMENTS FOR DISTRICT SUPERVISORS' OFFICES FROM THE APPROPRIATION "COLLECTING THE INTERNAL REVENUE, 1939," BY DISTRICTS

District	Salaries of supervisors, clerks, etc.	Travel expenses	Rent	Miscellaneous	Total
Boston.....	\$701,543.12	\$42,619.29	\$3,080.02	\$39,442.92	\$786,685.35
New York.....	866,370.93	62,712.78	7,500.00	68,888.09	1,005,471.80
Philadelphia.....	888,825.51	49,714.57	10,091.69	36,079.54	984,711.31
Newark.....	476,712.65	13,676.12	2,700.00	21,092.95	514,181.72
Baltimore.....	863,346.20	83,363.65		75,902.51	1,022,612.36
Atlanta.....	538,307.00	69,571.63	9,225.65	105,705.75	722,810.03
Louisville.....	770,104.42	38,298.16		39,937.18	848,339.76
Detroit.....	672,758.46	70,963.90	6,382.96	53,540.54	803,645.86
Chicago.....	1,159,136.24	84,409.12	3,811.67	71,557.81	1,318,914.74
New Orleans.....	543,924.36	64,294.21	10,417.20	51,022.02	669,657.79
Kansas City.....	512,963.95	82,497.09		45,249.07	640,700.11
St. Paul.....	371,483.70	58,622.19		44,149.18	474,255.07
Denver.....	189,674.31	25,055.87	1,742.00	18,598.95	235,071.13
San Francisco.....	846,426.06	57,426.20	2,314.75	47,661.75	953,828.76
Seattle.....	228,631.00	24,388.00		18,240.24	271,259.24
Total.....	9,630,197.91	827,612.78	57,265.84	737,068.50	11,252,145.03

TABLE 12.—*Expenses of the Internal Revenue Service, fiscal year 1939—Continued*

E. DISBURSEMENTS BY THE CHIEF DISBURSING OFFICER, DIVISION OF DISBURSEMENT, TREASURY DEPARTMENT, AND DIRECT SETTLEMENTS THROUGH OFFICE OF THE COMPTROLLER GENERAL, CLAIMS DIVISION

Appropriation	Salaries	Travel expenses	Rent	Miscellaneous	Total
Collecting the internal revenue, 1939.....	\$12,621,102.60	\$513,190.82	\$294,516.92	\$575,807.86	\$14,004,618.20
Salaries and administrative expenses, sec. 915, Revenue Act of 1936 (transfer from exportation and domestic consumption of agricultural commodities, Department of Agriculture, 1936), 1937-39.....	2,098,857.66	374,983.07	56,864.17	131,705.18	2,662,410.08
Salaries and expenses, Silver Purchase Act of 1934, Bureau of Internal Revenue, 1939.....	35,298.96	252.74	-----	588.36	36,140.06
Total.....	14,755,259.22	888,426.63	351,381.09	708,101.40	16,703,168.34

F. RECAPITULATION, BY APPROPRIATIONS

Appropriation	Salaries	Travel expenses	Rent	Miscellaneous	Total
Collecting the internal revenue, 1939:					
Collectors.....	\$16,256,807.60	\$962,579.77	\$42,960.61	\$275,873.91	\$17,538,221.89
Agents.....	14,345,438.59	630,691.66	169,837.16	175,100.44	15,321,067.85
Supervisors.....	9,630,197.91	827,612.78	57,265.84	737,068.50	11,252,145.03
Chief disbursing officer, Treasury Department and General Accounting Office.....	12,621,102.60	513,190.82	294,516.92	575,807.86	14,004,618.20
Total.....	52,853,546.70	2,934,075.03	564,580.53	1,763,850.71	58,116,052.97
Salaries and administrative expenses, sec. 915, Revenue Act of 1936 (transfer from exportation and domestic consumption of agricultural commodities, Department of Agriculture, 1936), 1937-39:					
Collectors.....	881,064.94	41,697.35	2,681.74	11,858.93	937,302.96
Chief disbursing officer, Treasury Department and General Accounting Office.....	2,098,857.66	374,983.07	56,864.17	131,705.18	2,662,410.08
Total.....	2,979,922.60	416,680.42	59,545.91	143,564.11	3,509,713.04
Salaries and expenses, Silver Purchase Act of 1934, Bureau of Internal Revenue, 1939: Chief disbursing officer, Treasury Department and General Accounting Office.....	35,298.96	252.74	-----	588.36	36,140.06
Grand total.....	55,868,768.26	3,351,008.19	624,126.44	1,908,003.18	61,751,906.07

CLAIMS APPROVED FOR PAYMENT FROM THE REFUNDING APPROPRIATIONS

Appropriation	For 1938 and prior years, obligated in 1939	For 1939 and prior years, obligated in 1939	Total
Refunding taxes illegally collected.....	\$411,956.85	\$38,666,307.60	\$39,078,264.45
Refunds and payments of processing and related taxes, Bureau of Internal Revenue, 1939.....	-----	-----	12,293,817.96

TABLE 13.—*Values of dutiable and taxable imports for consumption and estimated duties and taxes collected, by tariff schedules, fiscal years 1938 and 1939*

Tariff schedule	Value		Duties and import taxes ¹		Percentage increase or decrease (—)	
	1938	1939	1938	1939	Value	Duties
1. Chemicals, oils, and paints.....	\$55,475,355	\$57,368,627	\$19,111,740	\$21,199,485	3.4	10.9
2. Earths, earthenware, and glass-ware.....	\$31,425,090	25,532,715	\$14,849,480	11,144,248	-18.8	-25.0
3. Metals and manufactures.....	87,519,655	78,422,702	28,353,815	23,257,203	-10.4	-18.0
4. Wood and manufactures.....	16,340,747	15,131,852	2,736,283	2,216,492	-7.4	-19.0
5. Sugar, molasses, and manufactures.....	92,668,849	76,910,369	\$38,343,028	37,690,323	-17.0	-1.7
6. Tobacco and manufactures.....	32,281,061	37,686,597	22,859,323	25,709,004	16.7	12.5
7. Agricultural products and provisions.....	\$200,232,682	164,246,322	\$67,078,647	56,008,920	-18.0	-16.5
8. Spirits, wines, and other beverages.....	\$68,968,794	58,093,406	\$41,087,301	33,249,541	-15.8	-19.1
9. Cotton manufactures.....	32,045,789	25,774,976	\$12,723,960	9,573,951	-19.6	-24.8
10. Flax, hemp, jute, and manufactures.....	60,282,274	52,046,383	14,730,639	11,546,278	-13.7	-21.6
11. Wool and manufactures.....	37,005,874	37,847,815	24,439,511	25,692,091	2.3	5.1
12. Silk manufactures.....	7,356,871	5,766,214	\$3,987,915	3,068,704	-21.6	-23.1
13. Manufactures of rayon or other synthetic textiles.....	4,897,922	8,654,998	2,248,238	2,793,879	76.7	24.3
14. Pulp, paper, and books.....	13,776,661	12,031,449	2,975,167	2,403,766	-12.7	-19.2
15. Sundries.....	130,951,663	129,717,872	\$40,701,691	36,057,511	-0.9	-11.4
Free list commodities taxable under the Revenue Act of 1932 and subsequent acts, dutiable under section 466, Tariff Act of 1930, etc.....	\$37,312,059	34,924,671	\$11,044,722	10,483,580	-6.4	-5.1
Total.....	\$908,541,346	820,156,968	\$347,271,460	312,094,976	-9.7	-10.1

¹ Taxes collected on dutiable commodities under the revenue acts and the Sugar Act of 1937 are included in appropriate schedules.

² Revised.

TABLE 14.—*Estimated customs duties, value of imports for consumption, and ratio of duties to value of dutiable imports and to value of all imports, for the calendar years 1929 to 1938 and by months from January 1933 through June 1939*¹

[Dollars in thousands]

Year and month	Estimated duties (including taxes on imports)	Value of imports for consumption		Ratio of dutiable to total	Ratio of duties to value of—	
		Total	Dutiable ²		Dutiable imports	Total imports
Calendar year:				Percent	Percent	Percent
1929.....	\$584,772	\$4,338,572	\$1,458,444	33.62	40.10	13.48
1930.....	461,885	3,114,077	1,032,954	33.17	44.71	14.83
1931.....	370,771	2,088,455	696,762	33.36	53.21	17.75
1932.....	259,600	1,325,093	439,557	33.17	59.06	19.59
1933.....	283,681	1,433,013	529,466	36.95	53.58	19.80
1934.....	301,168	1,636,003	644,842	39.42	46.70	18.41
1935.....	357,608	³ 2,038,905	832,418	³ 40.83	42.96	³ 17.54
1936.....	408,061	³ 2,423,977	1,038,219	³ 42.83	39.30	³ 16.83
1937.....	470,505	³ 3,009,852	1,243,534	41.31	37.84	15.63
1938.....	301,380	1,949,617	765,963	39.28	39.35	15.46
Month:						
1938—January.....	24,923	³ 163,312	64,852	³ 39.71	38.43	³ 15.26
February.....	22,961	³ 155,927	59,448	38.13	38.62	14.73
March.....	27,214	³ 173,185	69,816	³ 40.31	38.98	³ 15.71
April.....	22,526	³ 155,118	58,744	³ 37.74	38.35	³ 14.52
May.....	20,796	³ 147,123	54,188	³ 36.83	38.38	³ 14.14
June.....	21,632	³ 147,779	53,807	³ 36.41	40.20	³ 14.64
July.....	24,150	147,767	59,745	40.43	40.42	16.34
August.....	29,288	171,023	71,082	41.56	41.20	17.13
September.....	27,663	172,909	70,960	41.04	38.98	16.00
October.....	28,973	178,447	73,780	41.35	39.27	16.24
November.....	27,010	171,668	67,583	39.37	39.97	15.73
December.....	24,244	165,359	61,958	37.47	39.13	14.66
1939—January.....	23,708	169,353	66,031	38.99	35.90	14.00
February.....	22,000	152,577	60,375	39.57	36.44	14.42
March.....	28,539	191,269	76,132	39.80	37.49	14.92
April.....	27,653	185,916	78,642	42.30	35.16	14.87
May.....	24,679	194,185	68,570	35.31	35.99	12.71
June.....	24,189	178,374	65,299	36.61	37.04	13.56

¹The amount of customs duties is calculated on the basis of reports of the Bureau of Foreign and Domestic Commerce, Department of Commerce, showing the quantity and value of merchandise imported. Figures for 1934 and previous years were compiled by the Bureau of Foreign and Domestic Commerce; figures for 1935 and subsequent years were compiled by the Treasury Department. For figures back to 1867, see annual reports for 1930, p. 523; 1932, p. 382; and corresponding tables in subsequent reports.

² Imports into the Virgin Islands from foreign countries not included in "dutiable" imports for 1935 and subsequent years.

³ Revised.

TABLE 15.—*Estimated customs duties, value of dutiable imports, and ratio of estimated duties to value of dutiable imports, by tariff schedules, for the calendar years 1929 to 1938 and by months from January 1938 through June 1939*¹

[Dollars in thousands]

Year and month	Esti- mated duties	Value of dutiable imports	Ratio of duties to imports	Esti- mated duties	Value of dutiable imports	Ratio of duties to imports	Esti- mated duties	Value of dutiable imports	Ratio of duties to imports	Esti- mated duties	Value of dutiable imports	Ratio of duties to imports
	Schedule 1—Chemicals, oils, and paints			Schedule 2—Earths, earthen- ware, and glassware			Schedule 3—Metals and manu- factures			Schedule 4—Wood and manu- factures		
Calendar year:			Percent			Percent			Percent			Percent
1929.....	\$33,910	\$110,452	30.70	\$27,014	\$55,304	48.85	\$54,654	\$154,022	35.48	\$4,301	\$17,411	24.70
1930.....	25,859	73,337	35.26	20,524	41,646	49.28	36,367	97,214	37.41	3,557	17,140	20.75
1931.....	20,279	52,913	38.33	13,421	25,694	52.23	23,062	58,518	39.41	2,389	12,749	18.74
1932.....	16,041	36,437	44.02	8,326	15,285	54.47	12,355	32,810	37.66	1,655	7,128	23.21
1933.....	18,286	42,296	43.23	9,012	16,444	54.80	17,081	45,116	37.86	3,026	14,191	21.32
1934.....	17,375	45,438	38.24	10,675	19,195	55.61	20,284	57,802	35.09	2,270	9,904	22.92
1935.....	28,205	66,105	42.67	11,636	22,853	50.92	23,305	68,013	34.27	2,923	12,657	23.10
1936.....	25,349	69,317	36.57	13,620	28,104	48.46	29,496	94,776	31.12	2,782	16,975	16.39
1937.....	29,264	83,316	35.12	18,067	36,954	48.89	37,135	114,020	32.57	3,188	19,861	16.05
1938.....	19,417	51,958	37.37	11,049	24,693	44.75	21,493	68,172	31.54	2,156	13,503	15.97
Month:												
1938—January.....	1,197	3,694	32.40	1,065	2,277	46.77	1,840	6,193	29.71	220	1,058	20.79
February.....	1,459	3,974	36.71	819	1,802	45.45	1,621	5,206	31.14	154	898	17.15
March.....	1,655	4,667	35.46	906	2,098	43.18	1,656	5,276	31.39	183	1,213	15.09
April.....	1,481	4,219	35.10	791	1,888	41.90	1,554	5,183	29.98	176	996	17.67
May.....	1,317	3,919	33.61	777	1,775	43.77	1,462	4,801	30.45	149	862	17.29
June.....	1,808	4,316	41.89	836	1,905	43.88	1,372	4,340	31.61	170	1,036	16.41
July.....	1,660	4,238	39.17	790	1,829	43.19	1,629	5,061	32.19	141	1,001	14.09
August.....	1,943	4,882	39.80	979	2,122	46.14	1,914	6,096	31.40	185	1,293	14.31
September.....	1,749	4,500	38.87	1,149	2,476	46.41	2,202	6,841	32.19	209	1,356	15.41
October.....	1,795	4,813	37.29	1,132	2,460	46.02	2,211	6,729	32.86	208	1,478	14.07
November.....	1,871	4,665	40.11	1,040	2,231	46.62	2,201	6,662	33.04	186	1,231	15.11
December.....	1,481	4,070	36.39	766	1,829	41.88	1,831	5,782	31.67	175	1,079	16.22
1939—January.....	1,411	4,106	34.36	646	1,592	40.58	1,696	6,733	25.19	181	1,149	15.75
February.....	1,620	4,398	36.83	688	1,651	41.67	1,613	6,029	26.75	162	1,093	14.82
March.....	1,908	5,151	37.04	929	2,231	41.64	1,804	6,712	26.88	209	1,427	14.65
April.....	2,968	8,153	36.40	1,374	3,100	44.32	2,652	9,440	28.09	202	1,310	15.42
May.....	1,469	4,270	34.40	760	1,959	38.80	1,780	6,293	28.29	169	1,302	12.98
June.....	1,324	4,123	32.11	890	2,054	43.33	1,720	6,044	28.46	188	1,411	13.32

Footnote at end of table,

TABLE 15.—Estimated custom duties, value of dutiable imports, and ratio of estimated duties to value of dutiable imports, by tariff schedules, for the calendar years 1929 to 1938 and by months from January 1938 through June 1939¹—Continued

[Dollars in thousands]

Year and month	Esti- mated duties	Value of dutiable imports	Ratio of duties to imports	Esti- mated duties	Value of dutiable imports	Ratio of duties to imports	Esti- mated duties	Value of dutiable imports	Ratio of duties to imports	Esti- mated duties	Value of dutiable imports	Ratio of duties to imports
	Schedule 5—Sugar, molasses, and manufactures			Schedule 6—Tobacco and manufactures			Schedule 7—Agricultural products and provisions			Schedule 8—Spirits, wines, and other beverages		
Calendar year:			Percent			Percent			Percent			Percent
1929.....	\$131,190	\$156,232	83.97	\$39,105	\$60,116	65.05	\$68,055	\$297,161	22.90	\$544	\$1,571	34.63
1930.....	116,809	116,844	99.97	40,141	56,152	71.49	59,595	213,035	27.97	430	1,363	31.55
1931.....	99,631	74,819	133.16	32,310	43,201	74.79	56,613	134,337	42.14	376	1,273	29.54
1932.....	76,061	45,762	166.21	22,481	27,314	82.31	43,418	90,666	47.89	418	1,149	36.38
1933.....	67,408	44,540	151.34	21,542	24,754	87.02	46,189	103,941	44.44	7,414	9,179	80.78
1934.....	43,706	64,945	67.30	22,486	25,235	89.11	53,269	138,787	38.38	42,471	50,202	84.60
1935.....	39,985	94,953	42.11	21,958	25,974	84.54	87,559	219,133	39.96	39,326	42,384	92.78
1936.....	40,578	113,423	35.78	25,231	29,931	84.30	90,559	247,153	36.64	43,954	77,169	56.96
1937.....	45,371	126,645	35.83	24,213	31,776	76.20	106,775	310,156	34.43	46,093	74,973	61.48
1938.....	45,506	95,486	47.66	24,408	35,803	68.17	51,058	147,657	34.58	34,498	59,460	58.02
Month:												
1938—January.....	3,790	9,904	38.27	1,659	2,264	73.28	4,703	12,751	36.88	2,334	3,967	58.84
February.....	3,606	8,125	44.38	1,193	1,717	69.48	4,326	11,779	36.73	2,157	3,611	59.73
March.....	4,485	10,138	44.24	2,886	4,525	63.78	4,922	14,370	34.25	2,832	4,780	59.25
April.....	3,361	8,003	42.00	1,589	2,430	65.39	4,544	11,924	38.11	2,542	4,320	58.84
May.....	3,593	7,600	47.28	1,459	2,103	69.38	3,684	10,497	35.10	2,455	4,315	56.89
June.....	2,688	5,819	46.16	2,049	2,871	71.37	3,084	9,465	32.58	2,662	4,680	56.88
July.....	4,042	8,276	48.84	3,670	5,298	69.27	3,194	9,937	32.14	2,117	3,650	58.00
August.....	7,486	12,991	57.62	2,239	3,276	68.35	3,438	10,614	32.39	1,854	3,229	57.42
September.....	5,188	10,706	48.46	1,874	2,738	68.44	4,047	13,201	30.66	2,659	4,619	57.57
October.....	3,961	8,589	46.12	2,209	3,140	70.35	5,051	15,236	33.15	3,548	6,081	58.35
November.....	2,096	3,778	55.48	1,990	3,223	61.74	5,293	14,781	35.81	4,146	7,144	58.03
December.....	1,209	1,556	77.70	1,592	2,216	71.84	4,773	13,302	35.98	5,192	9,063	57.29
1939—January.....	784	2,192	35.77	1,931	2,725	70.86	5,869	15,932	36.84	2,021	3,487	57.96
February.....	1,524	3,627	42.02	1,841	2,669	68.98	4,916	13,261	37.07	1,974	3,418	57.75
March.....	3,201	6,542	48.93	2,246	3,128	71.80	5,709	15,481	36.88	2,479	4,376	56.65
April.....	2,220	5,155	43.06	1,534	2,167	70.79	5,236	15,554	33.66	2,471	4,572	54.05
May.....	2,476	5,787	42.79	2,462	3,817	64.50	4,594	14,912	30.81	2,488	4,365	57.00
June.....	3,504	7,711	45.44	2,122	3,289	64.52	3,889	12,035	32.31	2,302	4,088	56.31

Year and month	Esti- mated duties	Value of dutiable imports	Ratio of duties to imports	Esti- mated duties	Value of dutiable imports	Ratio of duties to imports	Esti- mated duties	Value of dutiable imports	Ratio of duties to imports	Esti- mated duties	Value of dutiable imports	Ratio of duties to imports
	Schedule 9—Cotton manu- factures			Schedule 10—Flax, hemp, jute, and manufactures			Schedule 11—Wool and man- ufactures			Schedule 12—Silk manufac- tures		
Calendar year:			Percent			Percent			Percent			Percent
1929.....	\$15,627	\$42,855	36.46	\$24,600	\$129,409	19.01	\$61,815	\$121,636	50.82	\$27,349	\$47,156	58.00
1930.....	13,457	33,282	40.43	20,571	95,570	21.52	40,877	70,357	58.10	11,854	20,620	57.49
1931.....	13,595	28,653	47.45	15,927	57,780	27.56	24,483	32,339	75.71	7,950	14,631	54.71
1932.....	9,168	19,249	47.63	11,652	37,473	31.09	13,270	15,771	84.14	2,774	4,698	59.05
1933.....	10,845	22,660	47.86	12,959	47,129	27.50	20,539	22,660	90.64	2,969	5,362	55.37
1934.....	10,814	23,892	45.26	13,271	53,547	24.78	17,187	21,648	79.39	2,586	4,624	55.93
1935.....	10,852	27,136	39.99	15,083	62,430	24.16	23,510	28,857	81.47	3,557	6,039	58.91
1936.....	14,008	35,087	39.92	16,819	68,147	24.68	44,687	59,298	75.36	3,810	6,833	55.77
1937.....	17,155	44,052	38.94	19,029	77,656	24.50	51,617	82,560	62.62	4,756	8,736	54.44
1938.....	9,439	24,288	38.87	12,092	49,402	24.48	18,531	27,418	67.59	3,328	6,185	53.79
Month:												
1938—January.....	898	2,224	40.38	1,045	3,950	26.46	1,610	2,467	65.26	300	551	54.45
February.....	856	2,091	40.94	1,384	5,789	23.91	1,268	1,962	64.63	233	432	53.94
March.....	910	2,322	39.19	1,162	4,739	24.52	1,002	1,513	66.23	316	588	53.74
April.....	733	1,899	38.60	1,032	4,253	24.27	861	1,343	64.11	293	548	53.47
May.....	657	1,732	37.93	911	3,826	23.81	865	1,318	65.63	217	406	53.45
June.....	651	1,696	38.38	786	3,279	23.97	1,847	2,555	72.29	213	384	55.47
July.....	725	1,792	40.46	869	3,639	23.88	1,518	2,244	67.65	211	389	54.24
August.....	894	2,233	40.04	1,076	4,430	24.29	2,244	3,221	69.67	318	593	53.63
September.....	856	2,178	39.30	1,026	4,061	25.26	1,962	2,822	69.53	305	564	54.08
October.....	850	2,257	37.66	1,066	4,168	25.59	2,046	3,206	63.82	354	663	53.39
November.....	765	2,071	36.94	916	3,731	24.55	1,829	2,712	67.44	299	559	53.49
December.....	646	1,791	36.07	820	3,539	23.17	1,479	2,055	71.97	269	508	52.95
1939—January.....	847	2,401	35.28	1,262	5,990	21.07	2,729	4,239	64.38	216	411	52.55
February.....	710	2,005	35.41	698	3,115	22.41	2,142	3,388	63.22	196	369	53.12
March.....	936	2,604	35.94	1,321	6,360	20.77	2,860	4,140	69.08	245	468	52.35
April.....	830	2,356	35.23	807	4,204	19.20	2,118	3,032	69.85	217	412	52.67
May.....	771	2,085	36.98	908	4,711	19.27	2,368	3,366	70.35	220	418	52.63
June.....	744	2,002	37.16	779	4,098	19.01	2,397	3,423	70.03	220	414	53.14

Footnotes at end of table.

TABLE 15.—Estimated customs duties, value of dutiable imports, and ratio of estimated duties to value of dutiable imports by tariff schedules, for the calendar years 1929 to 1938 and by months from January 1938 through June 1939¹—Continued

(Dollars in thousands)

Year and month	Esti- mated duties	Value of dutiable imports	Ratio of duties to imports	Esti- mated duties	Value of dutiable imports	Ratio of duties to imports	Esti- mated duties	Value of dutiable imports	Ratio of duties to imports	Esti- mated duties	Value of dutiable imports	Ratio of duties to imports
	Schedule 13—Manufactures of rayon or other synthetic textiles			Schedule 14—Pulp, paper, and books			Schedule 15—Sundries			Free-list commodities taxable under the Revenue Act of 1932 and subsequent acts, ² dutiable under section 466, Tariff Act of 1930, etc.		
Calendar year:												
1929.....	(³)	(²)	Percent			Percent			Percent			Percent
1930.....	\$1,564	\$2,453	63.76	\$6,099	\$24,089	25.32	\$90,323	\$240,657	37.53	\$186	\$373	49.87
1931.....	2,363	3,718	63.57	5,024	19,428	25.86	65,070	174,340	37.32	86	173	49.71
1932.....	1,247	2,049	60.86	3,361	12,927	26.00	54,846	143,947	38.10	165	363	45.45
1933.....	1,680	3,008	55.84	2,183	8,187	26.66	33,092	80,757	40.98	5,098	14,823	34.39
1934.....	794	1,096	72.45	2,221	8,497	26.14	32,318	92,172	35.06	10,191	27,518	37.03
1935.....	831	1,730	48.03	2,346	9,482	24.74	31,647	85,185	37.15	9,987	33,862	29.49
1936.....	2,197	5,209	42.17	2,697	11,118	24.25	36,172	111,030	32.58	10,008	32,011	31.26
1937.....	3,240	7,499	43.21	3,029	13,201	22.95	41,545	136,546	30.43	10,396	37,049	28.06
1938.....	2,274	6,041	37.64	3,324	15,113	21.99	49,246	169,064	29.13	12,033	41,153	29.24
Month:				2,531	11,970	21.14	33,959	110,444	30.75	9,636	33,285	28.95
1938—January.....	158	249	63.45	200	999	20.02	3,062	9,523	32.15	843	2,779	30.33
February.....	148	272	54.41	231	1,089	21.21	2,723	8,192	33.24	782	2,509	31.17
March.....	206	391	52.69	236	1,070	22.06	2,953	8,892	33.21	903	3,232	27.94
April.....	179	479	37.37	202	987	20.47	2,460	7,845	31.36	729	2,425	30.06
May.....	139	358	38.83	207	985	21.02	2,197	7,304	30.08	706	2,387	29.58
June.....	134	341	39.30	206	950	21.68	2,290	7,383	31.02	836	2,785	30.02
July.....	183	532	34.40	175	823	21.26	2,394	8,148	29.38	831	2,888	28.77
August.....	313	1,011	30.96	217	1,038	20.91	3,306	10,541	31.37	883	3,513	25.14
September.....	232	731	31.74	220	999	22.02	3,291	10,724	30.69	695	2,445	28.43
October.....	229	720	31.81	235	1,080	21.76	3,240	10,248	31.62	839	2,912	28.81
November.....	186	514	36.19	220	1,038	21.19	3,194	10,642	30.01	781	2,601	30.03
December.....	168	443	37.92	183	913	20.04	2,848	11,001	25.89	809	2,809	28.80
1939—January.....	232	692	33.53	169	918	18.41	3,010	11,208	26.86	704	2,256	31.21
February.....	226	734	30.79	177	917	19.30	2,774	11,310	24.53	739	2,390	30.92
March.....	276	861	32.06	196	1,052	18.63	3,384	12,993	26.04	834	2,607	31.99

April.....	244	792	30.81	297	1,544	19.24	3,612	13,906	25.97	873	2,944	29.65
May.....	232	727	31.91	165	882	18.71	2,592	9,982	25.97	1,223	3,696	33.09
June.....	273	899	30.37	150	829	18.09	2,413	9,015	26.77	1,273	3,863	32.95

¹ The amount of customs duties is calculated on the basis of reports of the Bureau of Foreign and Domestic Commerce, Department of Commerce, showing the quantity and value of merchandise imported. Figures for 1934 and previous years were compiled by the Bureau of Foreign and Domestic Commerce; figures for 1935 and subsequent years were compiled by the Treasury Department. Total estimated duties and total value of dutiable imports will be found in table 14. For figures back to 1890, see annual reports for 1930, p. 525; 1932, p. 383; and corresponding tables in subsequent reports.

² Taxes collected on dutiable commodities and the values thereof under the revenue acts and the Sugar Act of 1937 are included in appropriate schedules.

³ Included with silk manufactures.

NOTE.—Dollar figures are rounded to the nearest million and will not necessarily add to totals.

TABLE 16.—*Values of dutiable imports for consumption and estimated duties collected, by countries, fiscal years 1938 and 1939*

Country	Value		Duties		Percentage duties to values		Percentage increase or decrease (—)	
	1938	1939	1938	1939	1938	1939	Value	Duties
Europe:								
Belgium.....	\$39,252,735	\$41,573,794	\$8,389,233	\$7,905,736	21.2	19.0	5.9	-5.8
Czechoslovakia..	31,237,842	16,409,178	14,398,542	6,345,507	46.1	38.7	-47.5	-55.9
France.....	42,972,428	44,265,236	17,464,168	18,128,118	40.6	41.0	3.0	3.8
Germany.....	50,042,745	54,991,905	17,792,933	19,070,521	35.6	34.7	9.9	7.2
Greece.....	11,779,091	13,616,745	7,448,588	7,677,600	63.2	56.4	15.6	3.1
Italy.....	34,501,786	32,952,913	15,748,784	14,327,842	43.7	45.6	-4.5	-9.0
Netherlands.....	22,193,808	20,909,955	6,839,357	6,761,640	30.8	32.3	-5.8	-1.1
Norway.....	7,943,597	8,594,989	2,553,800	2,904,529	35.9	33.8	8.2	1.8
Poland.....	14,481,844	13,287,565	2,582,639	2,478,226	17.8	18.7	-8.3	-4.1
Spain.....	8,378,488	7,730,277	2,935,835	2,817,881	35.0	36.5	-7.7	-4.0
Sweden.....	9,420,960	7,409,967	2,304,847	1,722,003	24.5	23.2	-21.4	-25.3
Switzerland.....	21,038,254	23,402,863	9,209,194	9,555,193	43.8	40.8	11.3	3.8
Union of Soviet Socialist Republics.....	7,692,375	6,986,297	2,559,549	2,102,125	33.3	30.1	-9.2	-17.9
United Kingdom.....	97,528,730	97,167,886	43,020,145	40,353,247	44.1	41.5	-4	-6.2
Other countries.....	23,601,390	18,627,968	7,672,168	6,514,056	32.5	35.0	-21.1	-15.1
Total Europe.....	422,066,073	407,927,538	161,219,782	148,664,224	38.2	36.4	-3.4	-7.8
North and Central America:								
Canada.....	91,301,913	88,140,466	26,848,647	18,890,384	29.4	21.4	-3.5	-29.7
Cuba.....	96,931,323	77,127,750	39,735,280	37,869,352	41.0	49.1	-20.4	-4.7
Dominican Republic.....	2,374,860	1,963,335	2,370,102	1,946,523	99.8	99.1	-17.3	-17.9
Mexico.....	10,996,454	12,331,349	5,464,307	7,059,476	49.7	57.2	12.1	29.2
Netherlands.....								
West Indies.....	5,056,311	6,866,661	1,187,828	1,626,563	23.5	23.7	35.8	36.9
Other countries.....	4,996,973	4,605,998	1,892,654	1,613,808	37.9	35.0	-7.8	-14.7
Total North and Central America.....	211,657,834	191,035,559	77,498,818	69,006,106	36.6	36.1	-9.8	-11.0
South America:								
Argentina.....	61,024,373	37,203,424	24,520,924	17,752,947	40.2	47.7	-39.0	-27.6
Brazil.....	11,917,928	10,318,205	3,179,144	3,446,774	26.7	33.4	-13.4	8.4
Chile.....	1,749,559	1,358,832	701,414	525,366	40.1	38.7	-22.4	-25.1
Peru.....	2,569,846	2,921,551	2,394,194	3,381,059	93.2	115.7	13.7	41.2
Uruguay.....	5,260,078	6,265,119	3,132,520	4,043,581	59.6	64.6	19.1	29.1
Venezuela.....	17,356,403	15,649,250	4,959,784	4,751,693	28.6	30.4	-9.8	-4.2
Other countries.....	6,276,757	6,252,492	1,118,367	1,227,240	17.8	19.6	-4	9.7
Total South America.....	106,154,944	79,968,873	40,006,347	35,128,560	37.7	43.9	-24.7	-12.2
Asia:								
British India.....	40,471,218	34,144,818	7,750,880	6,884,325	19.2	18.4	-15.6	-11.2
China.....	27,131,612	22,061,353	12,146,289	10,263,978	44.8	46.5	-18.7	-15.5
Japan.....	53,055,300	36,509,742	25,887,528	16,392,578	48.8	44.9	-31.2	-36.7
Turkey.....	10,119,139	13,511,112	7,874,009	10,024,115	77.8	74.2	33.5	27.3
Other countries.....	15,365,677	14,939,878	5,691,523	5,615,638	37.0	37.6	-2.8	-1.3
Total Asia.....	146,142,946	121,166,903	59,350,229	49,180,634	40.6	40.6	-17.1	-17.1
Oceania.....	8,555,981	9,814,441	4,239,341	6,087,804	49.5	62.0	14.7	43.6
Africa:								
Egypt.....	4,979,474	4,589,307	1,713,532	1,856,114	34.4	40.4	-7.8	8.3
Gold Coast.....	1,951,723	1,791,648	920,097	898,751	47.1	50.2	-8.2	-2.3
Union of South Africa.....	3,777,576	675,781	1,151,070	325,593	30.5	48.2	-82.1	-71.7
Other countries.....	3,254,844	3,187,168	1,172,273	947,366	35.9	29.7	-2.1	-19.2
Total Africa.....	13,963,617	10,243,904	4,956,972	4,027,824	35.5	39.3	-26.6	-18.7
Grand total.....	908,541,395	820,157,218	347,271,489	312,095,152	38.2	38.1	-9.7	-10.1

TABLE 17.—Customs statistics, by districts, fiscal year 1939

District	Value of imports	Value of exports	Collections ¹					Payments		Expenses (net obligations)	Cost to collect \$100
			Duties and miscellaneous customs collections	For Department of Commerce	For Department of Labor	For all other departments, etc.	Total	Excessive duties refunded	Drawback		
Alaska.....	\$169,049	\$587,971	\$8,004	\$12,283	\$112	\$69	\$20,468	\$33		\$65,374	\$319.40
Arizona.....	3,090,608	3,437,516	1,946,671		2,677	432	1,949,780	16,691		106,675	5.47
Buffalo.....	58,518,213	90,315,923	4,114,355	3,260	14,616	159,660	4,291,891	18,106	\$12,848	400,531	9.33
Chicago.....	35,543,674	19,771,037	8,397,209	2,590	8	2,757,463	11,157,270	57,186	178,926	331,047	2.97
Colorado.....	615,934		191,567			73,008	264,575	5,549	24	19,939	7.54
Connecticut.....	3,017,572	151,825	1,052,860	2,885	8	339,519	1,395,272	4,751	8,257	47,893	3.43
Dakota.....	16,042,762	34,554,184	862,632	10	8,352	10,213	881,207	91,327		159,746	18.13
Duluth and Superior.....	14,989,175	13,371,160	348,579	791	752	189	350,311	11,416		87,574	25.00
El Paso.....	3,357,055	6,348,334	2,259,549		5,404	4,382	2,269,335	4,511	16	102,972	4.54
Florida.....	19,543,593	32,791,421	3,386,413	58,960	45,071	327,509	3,817,953	35,596	48,821	253,425	6.64
Galveston.....	27,325,490	236,076,613	3,705,012	151,944	598	374,222	4,231,776	17,340	72,969	207,750	4.91
Georgia.....	11,023,213	21,025,962	1,904,859	12,824	59	54,254	1,971,996	4,106	18,989	64,303	3.26
Hawaii.....	8,037,002	1,597,066	1,963,436	52,858	22,763	136,647	2,175,704	27,726	9,621	191,928	8.82
Indiana.....	2,565,324		1,676,453	27		1,242,679	2,919,159	793	6	27,568	.94
Iowa.....	64,302		21,545	234		4,386	26,165	835		8,428	32.21
Kentucky.....	1,459,020		870,058	294		24,016	894,368	19,302	37,108	16,965	1.90
Los Angeles.....	50,859,477	137,661,922	6,557,570	328,481	22,260	1,429,662	8,337,973	149,634	107,744	451,601	5.42
Maine and New Hampshire.....	17,923,019	9,868,643	411,817	24,053	9,044	3,279	448,193	4,146		364,024	81.22
Maryland.....	60,907,746	70,828,773	11,328,908	62,264	3,327	1,401,281	12,795,780	44,909	269,333	469,870	3.67
Massachusetts.....	127,338,345	19,823,905	24,060,498	143,078	38,766	1,164,599	25,406,941	536,142	373,017	1,042,867	4.10
Michigan.....	62,598,710	157,065,021	3,772,036	6,260	31,012	1,179,370	4,988,678	15,158	480,249	585,215	11.73
Minnesota.....	6,448,410	436	2,142,672	227		522,029	2,664,928	22,602	621	63,709	2.39
Mobile.....	9,461,579	22,106,201	636,803	20,616	7,440	14,775	679,634	7,487	323	57,855	8.51
Montana and Idaho.....	1,577,096	4,907,504	108,909	2	4,192	96	113,199	66	12	89,049	78.67
New Orleans.....	90,897,596	152,761,983	9,553,533	105,981	11,887	200,065	9,871,466	37,146	123,670	511,831	5.18
New York.....	1,056,694,163	1,145,107,707	160,682,646	531,822	902,850	9,612,984	171,730,302	2,375,188	8,059,479	6,644,291	3.87
North Carolina.....	23,063,025	12,984,376	10,876,542	8,598		945	10,886,085	616	80,595	58,040	.53
Ohio.....	11,500,822	22,330,905	3,526,076	6,587	34	249,742	3,782,439	19,031	112,390	183,377	4.85
Omaha.....	982,712		315,572	2		69,224	384,798	2,391		13,846	3.60
Oregon.....	7,847,561	31,611,303	1,421,081	33,358	1,040	146,522	1,602,001	32,209	6,405	136,705	8.53
Philadelphia.....	117,395,877	80,285,598	21,225,970	71,944	4,376	1,017,291	22,319,581	148,506	725,755	769,026	3.45
Pittsburgh.....	5,618,369		1,724,713	620		84,550	1,809,883	15,065	8,012	46,179	2.55
Rhode Island.....	4,399,802	725,637	1,680,271	4,203	2,000	105,123	1,791,597	4,406	210	47,167	2.63
Rochester.....	4,615,858	6,969,177	1,227,696	1,489	130	365,179	1,594,494	8,345	3,849	72,249	4.53
Sabine.....	1,481,022	76,202,456	64,733	86,947	2,666	5,629	159,975	111		40,536	25.34
St. Lawrence.....	28,852,923	31,349,890	735,245	1,619	21,914	1,086	759,864	32,004	49	232,515	30.60

¹ Customs receipts, on the basis of reports of collecting officers, are credited to the districts in which the collections are made. Receipts in the various districts do not indicate the tax burden of the respective districts, since the taxes may be eventually borne by persons in other districts. Customs duties for Puerto Rico (\$1,540,024) are deposited to the credit of the Government of Puerto Rico.

TABLE 17.—Customs statistics, by districts, fiscal year 1939—Continued

District	Value of imports	Value of exports	Collections ¹				Payments			Expenses (net obligations)	Cost to collect \$100
			Duties and miscellaneous customs collections	For Department of Commerce	For Department of Labor	For all other departments, etc.	Total	Excessive duties refunded	Drawback		
St. Louis.....	\$4,539,814		\$1,790,898	\$1,448		\$361,125	\$2,153,471	\$14,514	\$11,682	\$94,700	\$4.40
San Antonio.....	5,426,456	\$71,565,856	1,416,381	60,649	\$12,618	41,199	1,530,847	20,471	3	188,185	12.29
San Diego.....	2,617,251	5,184,519	197,612	12,629	5,190	4,185	219,616	1,264		104,009	47.36
San Francisco.....	58,679,187	129,662,838	8,162,713	91,745	32,902	1,361,038	9,648,398	185,051	530,159	713,280	7.39
South Carolina.....	7,866,492	9,270,091	1,171,123	12,017	48	65,556	1,248,744	6,863	1,955	21,378	1.71
Tennessee.....	266,883		112,716	595		2,549	115,860	901	8	18,660	16.11
Utah and Nevada.....	46,338		25,830			51	25,881	328		8,067	31.17
Vermont.....	24,276,932	28,728,890	1,029,971	135	12,076	8,634	1,050,816	34,492		290,116	27.61
Virginia.....	32,203,458	144,025,659	8,582,670	35,288	7,987	23,190	8,649,135	37,011	21,130	177,122	2.05
Washington.....	30,215,906	67,917,886	3,275,676	92,205	30,730	522,799	3,921,410	41,738	34,427	516,668	13.18
Wisconsin.....	8,992,647	2,531,349	867,150	2,351	16	202,445	1,071,962	9,737	3,603	58,796	5.48
Items not assigned to particular districts.....		15,417,159	2,349				2,349			4,621,112	
Total.....	2,070,957,462	2,916,924,696	321,397,582	2,046,173	1,264,925	25,674,850	350,383,530	4,122,800	11,342,265	20,784,163	5.93
Puerto Rico.....	7,038,995	1,687,737	1,552,437	16,086	5,862	4,390	1,578,775				
Grand total.....	2,077,996,457	2,918,612,433	322,950,019	2,062,259	1,270,787	25,679,240	351,962,305	4,122,800	11,342,265	20,784,163	

District	Number of employees	Number of entries of merchandise				Vessels entering			
		Consumption, free and dutiable	Baggage	All other	Total	From foreign ports		From other than foreign ports	Total
						Direct	Via other domestic ports		
Alaska.....	19	170	75	1,852	2,097	1,003	409	1,550	2,962
Arizona.....	45	2,176	11,798	9,004	22,978				
Buffalo.....	157	26,675	18,878	68,769	114,322	459	18	34	511
Chicago.....	167	13,640	131	72,568	86,339	249	184	50	483
Colorado.....	7	449	62	3,250	3,761				
Connecticut.....	19	1,420	28	5,160	6,608	63	19	116	198
Dakota.....	62	6,313	7,369	17,662	31,344				
Duluth and Superior.....	34	4,579	5,178	5,318	15,075	302	71	51	424
El Paso.....	42	2,803	2,080	16,248	21,131				

Florida.....	97	4,491	65,994	24,071	94,556	2,287	1,000	770	4,057
Galveston.....	83	3,572	457	8,788	12,817	945	1,150	512	2,607
Georgia.....	28	1,049	115	2,799	3,963	101	323	302	726
Hawaii.....	87	5,704	8,085	10,239	24,028	151	177	267	595
Indiana.....	11	752	22	5,203	5,977				
Iowa.....	3	98	30	66	184				
Kentucky.....	6	341	16	3,287	3,644				
Los Angeles.....	185	16,272	7,425	48,110	71,807	1,751	947	1,150	3,848
Maine and New Hampshire.....	138	9,667	7,648	36,096	53,411	3,216	31	191	3,438
Maryland.....	228	9,451	2,976	52,401	64,328	617	1,033	1,809	3,459
Massachusetts.....	460	25,689	13,141	70,618	109,448	1,261	543	1,065	2,869
Michigan.....	254	22,176	29,111	105,088	156,375	1,519	211	116	1,846
Minnesota.....	27	2,549	981	24,054	27,584				
Mobile.....	23	804	162	2,635	3,601	309	468	284	1,061
Montana and Idaho.....	30	2,088	2,307	4,751	9,146				
New Orleans.....	250	9,090	10,271	26,439	45,800	1,180	598	417	2,195
New York.....	3,144	240,828	372,713	813,961	1,427,502	3,747	2,251	3,260	9,258
North Carolina.....	20	185	11	20,314	20,510	57	44	51	152
Ohio.....	74	5,170	289	31,573	37,032	1,670	223	78	1,971
Omaha.....	5	296	3	1,121	1,420				
Oregon.....	58	2,469	474	7,114	10,057	179	673	1,485	2,337
Philadelphia.....	373	17,340	1,248	60,070	78,658	691	1,484	1,233	3,408
Pittsburgh.....	19	1,049	85	3,944	5,078				
Rhode Island.....	18	1,160	42	2,733	3,935	34	17	370	421
Rochester.....	28	3,410	195	10,152	13,757	1,068	52	15	1,135
Sabine.....	17	170	88	1,862	2,120		530	100	1,053
St. Lawrence.....	91	9,698	20,813	19,906	50,417	1,620		37	1,657
St. Louis.....	38	2,881	111	18,025	21,017				
San Antonio.....	80	3,335	11,335	29,747	44,779	268	146	84	498
San Diego.....	45	2,211	7,261	6,814	16,286	920	12	112	1,044
San Francisco.....	344	20,269	12,479	97,659	130,407	396	1,111	1,234	2,741
South Carolina.....	9	711	250	724	1,685	210	164	219	593
Tennessee.....	7	191	22	574	787				
Utah and Nevada.....	3	83	36	2,036	2,155				
Vermont.....	107	9,613	15,072	32,508	57,193	52			52
Virginia.....	75	3,358	54,947	17,816	76,121	308	1,038	1,922	3,268
Washington.....	234	15,161	18,140	29,259	62,560	4,804	1,401	2,325	8,530
Wisconsin.....	23	2,060	51	11,215	13,326	359	205	22	586
Items not assigned to particular districts.....	976								
Total.....	8,250	514,028	710,005	1,843,603	3,067,636	32,219	16,533	21,231	69,983
Puerto Rico.....	93	4,964	6,909	5,943	17,816	380	416	1,380	2,176
Grand total.....	8,343	518,992	716,914	1,849,546	3,085,452	32,599	16,949	22,611	72,159

Footnote on p. 391.

TABLE 17.—*Customs statistics, by districts, fiscal year 1939*—Continued

SUMMARY OF COLLECTIONS AND EXPENDITURES	
Collections: ²	
Customs receipts:	
Duties on imports.....	\$319,241,136.30
Miscellaneous receipts (fines, penalties, etc.).....	2,168,858.86
Total.....	321,409,995.16
Collections for other departments, bureaus, etc.:	
Department of Commerce.....	\$2,062,258.83
Department of Labor.....	1,270,787.02
Public Health Service.....	240,348.77
Internal revenue taxes.....	25,397,365.57
Printing and binding.....	29,501.78
Philippine tariff funds.....	12,024.30
	29,012,286.27
Total collections.....	350,422,281.43
Expenditures:	
Appropriation "Collecting the revenue from customs".....	20,850,000.00
Expenses of operating collection districts.....	\$16,163,051.28
Items paid by the Treasury but not assigned to particular districts..	165,958.24
All other, including customs border patrol, Customs Agency Service, comptrollers of customs, customs laboratories, and Bureau salaries.	4,241,067.86
Estimated obligations not yet submitted to the Bureau.....	214,085.62
	20,784,163.00
Estimated balance of appropriation.....	65,837.00
Appropriation "Refunds and drawbacks".....	15,750,000.00
Expenditures for refunds, drawbacks, and minor payments of a similar nature...	15,485,234.00
Balance of appropriation.....	264,766.00

² Excludes duties for Puerto Rico, but includes other Puerto Rican collections. See note 1, p. 391.

TABLE 18.—Receipts and expenditures and statement of account under the Social Security, Railroad Retirement, and Railroad Unemployment Insurance Acts

[On basis of daily Treasury statements (unrevised), see p. 311]

I. CLASSIFIED RECEIPTS AND EXPENDITURES, MONTHLY JULY 1938 TO JUNE 1939, AND FOR THE FISCAL YEARS 1936 AND 1937
(COMBINED), 1938, AND 1939

	Fiscal years 1936 and 1937	Fiscal year 1938	Fiscal year 1939					
			July	August	September	October	November	December
INTERNAL REVENUE RECEIPTS								
Social Security taxes:								
Employment taxes (title VIII).....	\$194,346,309.18	\$514,405,671.38	\$28,774,558.76	\$97,769,009.91	\$2,235,080.79	\$30,594,100.60	\$95,732,854.98	\$2,483,447.06
Tax on employers of 8 or more (title IX, sec. 901) ¹	57,751,019.29	90,103,584.91	2,562,227.49	7,981,351.03	504,806.88	2,915,132.13	7,052,931.18	517,568.19
Unclassified.....	63,511.09	² 60,610.39						² 2,900.70
Total Social Security taxes.....	252,160,839.56	604,448,645.90	31,336,786.25	105,750,360.94	2,739,887.67	33,509,232.73	102,785,786.16	2,998,114.55
Railroad Retirement Act:								
Taxes upon carriers and their employees.....	345,297.75	150,131,981.38	446,445.26	25,536,459.66	4,672.18	796,258.77	26,467,035.30	35,665.93
Total receipts.....	252,506,137.31	754,580,627.28	31,783,231.51	131,286,820.60	2,744,559.85	34,305,491.50	129,252,821.46	3,033,780.48
EXPENDITURES								
Administrative expenses:								
Social Security Act: ³								
Social Security Board (title VII).....	15,935,204.76	19,613,584.38	1,913,573.44	1,814,000.74	1,771,078.95	1,770,636.07	1,671,818.49	1,580,521.93
Department of Commerce (title VII).....	148,194.48	8,513.70	468.60	1,277.26	9,588.78	5,920.10	6,636.00	7,914.05
Department of Labor (title V (5)).....	372,134.99	336,379.18	26,356.55	27,952.49	26,067.24	25,592.74	25,791.01	25,654.45
Total Social Security Act.....	16,455,534.23	19,958,477.26	1,940,398.59	1,843,230.49	1,806,734.97	1,802,148.91	1,704,245.50	1,614,090.43
Railroad Retirement Act: ³								
Railroad Retirement Board.....	⁴ 1,763,776.94	2,613,296.73	248,377.25	240,113.11	253,832.35	229,257.54	221,964.31	221,208.85
Railroad Unemployment Insurance Act:								
Railroad Retirement Board.....				1,747.18	8,987.18	20,701.63	24,518.89	34,204.26
Total administrative expenses.....	18,219,311.17	22,571,773.99	2,188,775.84	2,085,090.78	2,069,554.50	2,052,108.08	1,950,728.70	1,869,503.54

Footnotes at end of table.

TABLE 18.—Receipts and expenditures and statement of account under the Social Security, Railroad Retirement, and Railroad Unemployment Insurance Acts—Continued

I. CLASSIFIED RECEIPTS AND EXPENDITURES, MONTHLY JULY 1938 TO JUNE 1939, AND FOR THE FISCAL YEARS 1936 AND 1937 (COMBINED), 1938, AND 1939—Continued

	Fiscal years 1936 and 1937	Fiscal year 1938	Fiscal year 1939					
			July	August	September	October	November	December
EXPENDITURES—continued								
Grants to States:								
Social Security Act:								
Social Security Board:								
Old-age assistance (title I)	\$144,469,693.87	\$182,198,734.35	\$23,921,582.48	\$19,502,913.84	\$5,674,707.95	\$30,201,339.59	\$16,816,681.35	\$9,937,627.60
Aid to dependent children (title IV)	16,297,921.78	25,498,282.01	4,022,985.26	2,768,998.18	871,814.51	4,053,014.24	2,364,013.78	1,264,025.69
Aid to the blind (title X)	5,688,632.70	5,161,249.06	678,782.06	381,902.38	191,356.35	771,886.36	402,937.51	219,948.05
Unemployment compensation administration (title III)	10,071,352.70	41,910,919.49	8,019,075.63	5,768,143.42	1,165,763.39	9,076,703.89	6,253,498.71	558,026.41
Total Social Security Board	176,527,601.05	254,769,184.91	36,642,425.43	28,421,957.82	7,903,642.20	44,102,944.08	25,837,131.35	11,979,627.75
Department of Labor:								
Maternal and child health services (title V (1))	4,159,188.62	3,775,545.57	603,649.57	339,983.06	5,734.52	598,923.64	157,605.29	116,516.78
Services for crippled children (title V (2))	2,676,441.99	2,691,940.82	347,569.68	403,161.31	66,444.13	403,494.72	217,214.55	58,743.04
Child welfare services (title V (3))	1,180,579.47	1,365,749.56	189,233.75	156,004.81	1,000.00	373,663.46	8,251.81	156,329.58
Total Department of Labor	8,016,210.08	7,833,235.95	1,140,453.00	899,149.18	73,178.65	1,376,081.82	383,071.65	331,589.40
Treasury Department:								
Public health work (title VI, sec. 601)	10,205,085.87	8,892,079.88	177,912.03	1,260,688.85	5,309.75	1,677,206.04	380,782.05
Total grants to States	194,748,897.00	271,494,500.74	37,960,790.46	30,581,795.85	7,982,130.60	47,156,231.94	26,600,985.05	12,311,217.15
Unclassified		10.61	\$ 10 61	.12	\$.12			
Refund to States of taxes collected under title IX of the Social Security Act '		40,561,886.43						
Transfers to old-age reserve and railroad retirement accounts:								
Old-age reserve account (title II)	265,000,000.00	387,000,000.00	38,000,000.00	38,000,000.00	33,000,000.00	32,000,000.00	32,000,000.00	32,000,000.00
Railroad retirement account		146,402,587.18	22,000,000.00	9,500,000.00	11,500,000.00	11,500,000.00	16,500,000.00	16,500,000.00
Total transfers to old-age reserve and railroad retirement accounts	265,000,000.00	533,402,587.18	60,000,000.00	47,500,000.00	44,500,000.00	43,500,000.00	48,500,000.00	48,500,000.00
Total expenditures	477,968,208.17	868,030,758.95	100,149,555.69	80,166,886.75	54,551,684.98	92,708,340.02	77,051,713.75	62,680,720.69

	Fiscal year 1939							Grand total to June 30, 1939
	January	February	March	April	May	June	July 1, 1938, to June 30, 1939	
INTERNAL REVENUE RECEIPTS								
Social Security taxes:								
Employment taxes (title VIII).....	\$28,866,003.39	\$102,239,173.88	\$2,186,878.53	\$27,096,583.44	\$109,092,914.32	\$3,287,074.45	\$530,357,680.11	\$1,239,109,660.67
Tax on employers of 8 or more (title IX, sec. 901).....	12,877,532.04	52,119,014.54	1,670,893.52	2,810,564.02	9,124,648.92	732,265.74	100,868,935.68	248,723,539.88
Unclassified.....							\$ 2,900.70	
Total Social Security taxes.....	41,743,535.43	154,358,188.42	3,857,772.05	29,907,147.46	118,217,563.24	4,019,340.19	631,223,715.09	1,487,833,200.55
Railroad Retirement Act:								
Taxes upon carriers and their employees.....	872,006.99	27,504,743.55	26,967.84	388,291.53	6,103,403.09	21,074,589.67	109,256,539.77	259,733,818.90
Total receipts.....	42,615,542.42	181,862,931.97	3,884,739.89	30,395,438.99	124,320,966.33	25,093,929.86	740,480,254.86	1,747,567,019.45
EXPENDITURES								
Administrative expenses:								
Social Security Act: ³								
Social Security Board (title VII).....	1,638,157.52	1,723,190.87	1,689,738.74	1,810,744.57	1,735,525.61	1,782,130.53	20,901,117.46	56,449,906.60
Department of Commerce (title VII).....	7,606.12	7,294.15	9,489.74	7,933.70	8,026.47	8,912.95	81,067.92	237,776.10
Department of Labor (title V (5)).....	24,973.80	27,005.12	25,382.35	23,091.90	28,243.40	37,217.05	323,928.10	1,032,442.27
Total Social Security Act.....	1,670,737.44	1,757,490.14	1,724,610.83	1,842,370.17	1,771,795.48	1,828,260.53	21,306,113.48	57,720,124.97
Railroad Retirement Act: ³								
Railroad Retirement Board.....	237,160.51	207,805.82	248,374.88	226,699.32	260,207.67	273,031.83	2,868,033.44	7,245,107.11
Railroad Unemployment Insurance Act:								
Railroad Retirement Board.....	43,569.39	42,350.86	90,853.66	53,018.20	46,389.79	110,454.85	476,795.89	476,795.89
Total administrative expenses.....	1,951,467.34	2,007,646.82	2,063,839.37	2,122,087.69	2,078,392.94	2,211,747.21	24,650,942.81	65,442,027.97
Grants to States:								
Social Security Act:								
Social Security Board:								
Old-age assistance (title I).....	19,433,866.03	17,729,430.69	16,982,502.45	18,161,277.24	21,659,337.82	8,823,659.51	208,844,926.55	535,513,354.77
Aid to dependent children (title IV).....	2,631,777.08	3,239,053.59	1,892,653.30	3,038,773.26	3,605,391.80	1,260,658.03	31,013,158.72	72,809,362.51
Aid to the blind (title X).....	511,920.85	483,301.41	407,178.39	547,283.78	556,381.88	151,033.73	5,303,912.75	16,153,794.51
Unemployment compensation administration (title III).....	4,567,028.88	2,560,084.12	2,222,736.46	8,976,856.11	4,403,990.99	5,292,382.15	58,864,290.16	110,846,562.35
Total Social Security Board.....	27,144,592.84	24,011,869.81	21,505,070.60	30,724,190.39	30,225,102.49	15,527,733.42	304,026,288.18	735,323,074.14

Footnotes at end of table.

TABLE 18.—Receipts and expenditures and statement of account under the Social Security, Railroad Retirement, and Railroad Unemployment Insurance Acts—Continued

1. CLASSIFIED RECEIPTS AND EXPENDITURES, MONTHLY JULY 1938 TO JUNE 1939, AND FOR THE FISCAL YEARS 1936 AND 1937 (COMBINED), 1938, AND 1939—Continued

	Fiscal year 1939							Grand total to June 30, 1939
	January	February	March	April	May	June	July 1, 1938, to June 30, 1939	
EXPENDITURES—continued								
Grants to State—Continued.								
Social Security Act—Continued.								
Department of Labor:								
Maternal and child health services (title V (1))	649,288.37	72,425.98	14,539.25	971,587.95	148,529.40	38,581.70	3,717,365.51	11,652,099.70
Services for crippled children (title V (2))	730,852.51	28,801.09	24,110.24	615,192.69	90,946.48	60,851.48	3,047,381.92	3,415,764.73
Child welfare services (title V (3))	209,801.16	14,359.43		395,062.90	14,683.15		1,518,390.05	4,064,719.08
Total Department of Labor	1,589,942.04	115,586.50	38,649.49	1,981,843.54	254,159.03	99,433.18	8,283,137.48	24,132,583.51
Treasury Department:								
Public health work (title VI, sec. 601)	2,111,769.23	41,667.25		2,307,815.23	23,491.50	19,089.37	8,005,731.30	27,102,897.05
Total grants to States	30,846,304.11	24,169,123.56	21,543,720.09	35,013,849.16	30,502,753.02	15,646,255.97	320,315,156.96	786,558,554.70
Unclassified							\$ 10.61	
Refund to States of taxes collected under title IX of the Social Security Act								40,561,886.43
Transfers to old-age reserve and railroad retirement ac- counts:								
Old-age reserve account (title II)	37,000,000.00	50,000,000.00	50,000,000.00	55,000,000.00	50,000,000.00	56,000,000.00	503,000,000.00	1,155,000,000.00
Railroad retirement account	1,500,000.00		18,000,000.00		93,692.13	3,720.69	107,097,412.82	253,500,000.00
Total transfers to old-age reserve and railroad retire- ment accounts	38,500,000.00	50,000,000.00	68,000,000.00	55,000,000.00	50,093,692.13	56,003,720.69	610,097,412.82	1,408,500,000.00
Total expenditures	71,297,771.45	76,176,770.38	91,607,559.46	92,135,936.85	82,674,838.09	73,861,723.87	955,063,501.98	2,301,062,469.10

II. STATEMENT OF ACCOUNT AS OF JUNE 30, 1936, 1937, AND 1938, AND AT THE END OF EACH MONTH DURING THE FISCAL YEAR 1939

[All figures are cumulative as of the dates indicated]

	June 30, 1936	June 30, 1937	June 30, 1938	July 31, 1938	August 31, 1938	September 30, 1938	October 31, 1938	November 30, 1938
OLD-AGE RESERVE ACCOUNT								
Appropriations by Congress.....		\$265,000,000.00	\$765,000,000.00	\$1,125,000,000.00	\$1,125,000,000.00	\$1,125,000,000.00	\$1,125,000,000.00	\$1,125,000,000.00
Interest on investments.....		2,261,810.97	17,674,043.86	17,674,043.86	17,674,043.86	17,674,043.86	17,674,043.86	17,674,043.86
Less:								
Benefit payments.....		267,261,810.97	782,674,043.86	1,142,674,043.86	1,142,674,043.86	1,142,674,043.86	1,142,674,043.86	1,142,674,043.86
Balance to be accounted for.....		267,234,841.62	777,243,011.64	1,136,463,498.56	1,135,637,003.33	1,134,783,748.36	1,133,709,830.76	1,132,686,785.44
Assets:								
Investments (3% special Treasury notes).....		267,100,000.00	662,300,000.00	700,300,000.00	733,300,000.00	766,300,000.00	798,300,000.00	830,300,000.00
Unexpended balances:								
To credit of appropriation.....		61,810.97	113,012,391.44	435,012,525.49	397,012,792.22	364,013,339.08	332,013,420.73	300,013,635.96
To credit of disbursing officer.....		73,030.65	1,930,620.20	1,150,973.07	5,324,211.11	4,470,409.28	3,396,410.03	2,373,149.48
Total assets.....		267,234,841.62	777,243,011.64	1,136,463,498.56	1,135,637,003.33	1,134,783,748.36	1,133,709,830.76	1,132,686,785.44
RAILROAD RETIREMENT ACCOUNT								
Appropriations by Congress.....	\$46,620,000.00	46,620,000.00	146,500,000.00	264,750,000.00	264,750,000.00	264,750,000.00	264,750,000.00	264,750,000.00
Interest on investments.....			1,410,821.92	1,410,821.92	1,410,821.92	1,410,821.92	1,410,821.92	1,410,821.92
Less:								
Benefit payments.....		3,985,323.28	79,849,056.18	87,910,732.64	96,298,011.45	104,895,426.38	113,654,641.79	122,275,894.52
Balance to be accounted for.....	46,620,000.00	42,634,676.72	68,061,765.74	178,250,089.28	169,862,810.47	161,265,395.54	152,506,180.13	143,884,927.40
Assets:								
Investments (3% special Treasury notes).....			66,200,000.00	68,200,000.00	69,700,000.00	71,200,000.00	72,700,000.00	74,200,000.00
Unexpended balances:								
To credit of appropriation.....	46,610,000.00	36,621,653.62	234,164.14	96,486,595.96	87,023,976.59	75,534,210.50	64,050,536.28	47,552,074.75
To credit of disbursing officer.....	10,000.00	6,013,023.10	1,627,001.60	13,563,493.32	13,138,833.88	14,531,185.04	15,755,643.85	22,132,852.65
Total assets.....	46,620,000.00	42,634,676.72	68,061,765.74	178,250,089.28	169,862,810.47	161,265,395.54	152,506,180.13	143,884,927.40

Footnotes at end of table.

TABLE 18.—Receipts and expenditures and statement of account under the Social Security, Railroad Retirement, and Railroad Unemployment Insurance Acts—Continued

II. STATEMENT OF ACCOUNT AS OF JUNE 30, 1936, 1937, AND 1938, AND AT THE END OF EACH MONTH DURING THE FISCAL YEAR 1939—Con.

	June 30, 1936	June 30, 1937	June 30, 1938	July 31, 1938	August 31, 1938	September 30, 1938	October 31, 1938	November 30, 1938
UNEMPLOYMENT TRUST FUND								
Deposits by States.....	\$18,857,720.50	\$310,560,409.78	\$1,058,220,906.55	\$1,093,707,194.82	\$1,225,041,157.17	\$1,260,412,912.32	\$1,298,432,514.85	\$1,423,501,794.42
Interest on investments.....	91,700.94	2,828,882.86	18,000,904.97	18,000,904.97	18,000,904.97	18,031,135.95	18,134,532.69	18,134,532.69
	18,949,421.44	313,389,292.64	1,076,221,811.52	1,111,708,099.79	1,243,042,062.14	1,278,444,048.27	1,316,567,047.54	1,441,636,327.11
Less:								
Withdrawals by States.....		1,000,000.00	191,975,000.00	227,945,000.00	280,660,000.00	320,705,000.00	360,400,000.00	386,840,000.00
Balance to be accounted for.....	18,949,421.44	312,389,292.64	884,246,811.52	883,763,099.79	962,382,062.14	957,739,048.27	956,167,047.54	1,054,796,327.11
Assets:								
Investments (2½% certificates of indebtedness).....	18,909,000.00	312,295,000.00	872,000,000.00	872,000,000.00	954,000,000.00	950,000,000.00	936,000,000.00	1,032,000,000.00
Unexpended balance in disbursing account.....	40,421.44	94,292.64	12,246,811.52	11,763,099.79	8,382,062.14	7,739,048.27	20,167,047.54	22,796,327.11
Total assets.....	18,949,421.44	312,389,292.64	884,246,811.52	883,763,099.79	962,382,062.14	957,739,048.27	956,167,047.54	1,054,796,327.11

	December 31, 1938	January 31, 1939	February 28, 1939	March 31, 1939	April 30, 1939	May 31, 1939	June 30, 1939
OLD-AGE RESERVE ACCOUNT							
Appropriations by Congress.....	\$1,125,000,000.00	\$1,125,000,000.00	\$1,125,000,000.00	\$1,125,000,000.00	\$1,125,000,000.00	\$1,155,000,000.00	\$1,155,000,000.00
Interest on investments.....	17,674,043.86	17,674,043.86	17,674,043.86	17,674,043.86	17,674,043.86	17,674,043.86	44,625,098.67
	1,142,674,043.86	1,142,674,043.86	1,142,674,043.86	1,142,674,043.86	1,142,674,043.86	1,172,674,043.86	1,199,625,098.67
Less:							
Benefit payments.....	11,064,627.57	12,185,939.86	13,341,279.57	14,784,308.73	16,167,761.95	17,844,954.61	19,322,615.45
Balance to be accounted for.....	1,131,609,416.29	1,130,488,104.00	1,129,332,764.29	1,127,889,235.13	1,126,506,281.91	1,154,829,089.25	1,180,302,483.22
Assets:							
Investments (3% special Treasury notes).....	862,300,000.00	894,300,000.00	944,300,000.00	994,300,000.00	1,044,300,000.00	1,094,300,000.00	1,177,200,000.00
Unexpended balances:							
To credit of appropriation.....	268,013,854.82	231,014,101.86	181,014,182.37	131,014,271.95	76,014,475.95	56,014,741.64	66,121.86
To credit of disbursing officer.....	1,295,561.47	5,174,002.14	4,018,581.92	2,574,963.18	6,191,805.96	4,514,347.61	3,036,361.36
Total assets.....	1,131,609,416.29	1,130,488,104.00	1,129,332,764.29	1,127,889,235.13	1,126,506,281.91	1,154,829,089.25	1,180,302,483.22

183451-40-27

RAILROAD RETIREMENT ACCOUNT								
Appropriations by Congress.....	264,750,000.00	264,750,000.00	264,750,000.00	264,750,000.00	264,750,000.00	264,750,000.00	264,750,000.00	264,750,000.00
Interest on investments.....	1,410,821.92	1,410,821.92	1,410,821.92	1,410,821.92	1,410,821.92	1,677,123.29	1,677,123.29	3,612,698.64
	266,160,821.92	266,160,821.92	266,160,821.92	266,160,821.92	266,160,821.92	266,427,123.29	266,427,123.29	268,362,698.64
Less:								
Benefit payments.....	131,287,110.89	140,136,896.50	149,037,790.05	158,312,945.44	167,396,216.09	176,600,038.35	176,600,038.35	185,623,133.49
Balance to be accounted for.....	134,873,711.03	126,023,925.42	117,123,031.87	107,847,876.48	98,764,605.83	89,827,084.94	89,827,084.94	82,739,565.15
Assets:								
Investments (3% special Treasury notes).....	75,700,000.00	77,200,000.00	77,200,000.00	77,200,000.00	77,200,000.00	67,200,000.00	67,200,000.00	67,200,000.00
Unexpended balances:								
To credit of appropriation.....	31,054,256.30	29,555,249.26	29,555,670.70	11,556,092.14	11,358,411.43	11,268,140.77	11,268,140.77	13,205,730.15
To credit of disbursing officer.....	28,119,454.73	19,268,676.16	10,367,361.17	19,091,784.34	10,206,194.40	11,358,944.17	11,358,944.17	2,333,835.00
Total assets.....	134,873,711.03	126,023,925.42	117,123,031.87	107,847,876.48	98,764,605.83	89,827,084.94	89,827,084.94	82,739,565.15
UNEMPLOYMENT TRUST FUND								
Deposits by States.....	1,460,423,479.06	1,499,163,511.48	1,647,493,925.43	1,681,458,306.00	1,714,981,501.44	1,852,062,889.97	1,852,062,889.97	1,869,471,414.37
Interest on investments.....	18,134,532.69	29,992,203.32	29,992,203.32	30,066,236.47	30,154,427.08	30,154,427.08	30,154,427.08	44,837,507.14
	1,478,558,011.75	1,529,155,714.80	1,677,486,128.75	1,711,524,542.47	1,745,135,928.52	1,882,217,317.05	1,882,217,317.05	1,914,308,921.51
Less:								
Withdrawals by States.....	406,275,000.00	439,593,000.00	475,601,000.00	519,506,000.00	560,536,000.00	592,617,000.00	592,617,000.00	633,770,000.00
Balance to be accounted for.....	1,072,283,011.75	1,089,562,714.80	1,201,885,128.75	1,192,018,542.47	1,184,599,928.52	1,289,600,317.05	1,289,600,317.05	1,280,538,921.51
Assets:								
Investments (2½% certificates of indebtedness).....	1,064,000,000.00	1,074,000,000.00	1,185,000,000.00	1,185,000,000.00	1,172,000,000.00	1,280,000,000.00	1,280,000,000.00	1,267,000,000.00
Unexpended balance in disbursing account.....	8,283,011.75	15,562,714.80	16,885,128.75	7,018,542.47	12,599,928.52	9,600,317.05	9,600,317.05	13,538,921.51
Total assets.....	1,072,283,011.75	1,089,562,714.80	1,201,885,128.75	1,192,018,542.47	1,184,599,928.52	1,289,600,317.05	1,289,600,317.05	1,280,538,921.51

¹ Second Deficiency Appropriation Act, fiscal year 1938, approved June 25, 1938, carried an appropriation of \$40,561,886.43 pursuant to authorization of Aug. 24, 1937, for making refund to certain States of portions of Federal employers' tax for 1936 collected under title IX of the Social Security Act.

² Counter entry, deduct.

³ Includes only expenditures from appropriations made specifically for administrative expenses relating to the Social Security and Railroad Retirement Acts. Does not include administrative expenses payable from other appropriations. The principal agencies in the latter group are the Bureau of Internal Revenue and the Public Health Service of the Treasury Department, and the Office of Education of the Department of the Interior.

⁴ Revised to adjust classification.

⁵ Excess of credits, deduct.

TABLE 19.—Amounts appropriated and expended to June 30, 1939, under authorizations contained in the Social Security Act

Appropriation	Appropriated during the fiscal year 1939 ¹	Appropriated to June 30, 1939	Expenditures during fiscal year 1939 ²	Total expenditures to June 30, 1939 ²
For administrative expenses:				
Under Social Security Board ³	\$24,750,000	\$89,350,000	* \$20,901,107	\$56,449,907
Under Department of Commerce.....	100,000	355,000	81,068	237,776
Under Department of Labor.....	324,000	1,399,000	323,928	1,032,442
Total administrative expenses.....	25,174,000	91,104,000	21,306,103	57,720,125
For grants to States:				
Social Security Board:				
For old-age assistance.....	225,000,000	698,660,000	208,844,926	535,513,355
For unemployment compensation administration.....	61,500,000	155,250,000	58,864,290	110,846,562
For aid to dependent children.....	45,000,000	184,600,000	31,013,159	72,809,363
For aid to the blind.....	8,000,000	36,000,000	5,303,913	16,153,794
	339,500,000	1,074,510,000	304,026,288	735,323,074
Under Department of Labor:				
For maternal and child health services.....	3,800,000	16,504,000	3,717,366	11,652,100
For services for crippled children.....	2,850,000	12,536,000	3,047,382	8,415,765
For child welfare services.....	1,500,000	6,501,000	1,518,390	4,064,719
	8,150,000	35,541,000	8,283,138	24,132,584
Under Treasury Department:				
For public health work.....	8,000,000	35,333,000	8,005,731	27,102,897
Under Interior Department:				
For vocational rehabilitation of persons disabled in industry ⁴				
Total grants to States.....	355,650,000	1,145,384,000	320,315,157	786,558,555
For other purposes:				
Under Treasury Department:				
For disease and sanitation investigations by Public Health Service ⁵				
For old-age reserve account.....	580,000,000	1,705,000,000	* 503,000,000	*1,155,000,000
Total for other purposes.....	580,000,000	1,705,000,000	503,000,000	1,155,000,000
Grand total.....	960,824,000	2,941,488,000	844,621,260	1,999,278,680

¹ These amounts primarily available for expenditure during fiscal year 1940.

² On the basis of daily Treasury statements. Administrative expenses, Social Security Board, includes nominal expenditures from the "Foreign service pay adjustment" appropriations.

³ Includes only expenditures from appropriations made specifically for administrative expenses relating to the Social Security Act. Does not include administrative expenses payable from other appropriations. The principal agencies in the latter group are the Bureau of Internal Revenue, Public Health Service, and the Office of Education of the Department of the Interior.

⁴ Includes unclassified credit of \$11.

⁵ Funds authorized to be appropriated under the Social Security Act augment existing appropriations.

⁶ Represents amounts transferred from the General Fund to the reserve account. See page 89 for statement of the old-age reserve account.

TABLE 20.—Panama Canal receipts and expenditures for the fiscal years 1903 to 1939

(On basis of warrants issued, see p. 311)

Year	Receipts covered into the Treasury ¹	Expenditures			
		Construction, maintenance, and operation ²	Fortifications	Total general expenditures	Interest paid on Panama Canal loans
1903.....		\$9,985.00		\$9,985.00	
1904.....		\$50,164,500.00		\$50,164,500.00	
1905.....	\$371,253.06	3,918,819.83		3,918,819.83	
1906.....	380,680.10	19,379,373.71		19,379,373.71	
1907.....	1,178,949.85	27,198,618.71		27,198,618.71	
1908.....	1,083,761.49	38,093,929.04		38,093,929.04	\$785,268.00
1909.....	705,402.42	31,419,442.41		31,419,442.41	1,319,076.58
1910.....	3,214,389.48	33,911,673.37		33,911,673.37	1,692,166.40
1911.....	1,757,284.44	37,038,994.71	\$30,608.75	37,069,603.46	1,691,107.20
1912.....	2,982,823.92	34,285,276.50	1,036,091.08	35,321,367.58	3,000,669.60
1913.....	4,070,231.27	40,167,866.71	1,823,491.32	41,991,358.03	3,201,055.81
1914.....	698,647.87	31,702,359.61	3,376,900.85	35,079,260.46	3,194,105.95
1915.....	4,130,241.27	24,677,107.29	4,767,605.38	29,444,712.67	3,199,385.05
1916.....	2,869,995.28	14,888,194.78	2,868,341.97	17,756,536.75	3,189,024.79
1917.....	6,150,668.59	16,199,262.47	3,313,532.55	19,512,795.02	3,103,250.67
1918.....	6,414,570.25	13,549,762.56	7,487,862.36	21,037,624.92	2,976,476.55
1919.....	6,777,046.55	10,954,409.74	1,561,364.74	12,515,774.48	2,984,888.33
1920.....	9,039,670.95	6,281,463.72	3,433,592.82	9,715,056.54	3,040,872.89
1921.....	11,914,361.32	16,480,390.79	2,088,007.66	18,568,398.45	2,994,776.66
1922.....	12,049,660.65	3,041,035.40	896,327.45	3,937,362.85	2,995,308.14
1923.....	17,869,985.25	3,870,503.37	950,189.20	4,820,692.57	2,997,904.81
1924.....	27,124,513.33	7,391,711.97	393,963.37	7,785,675.34	2,992,461.19
1925.....	22,903,732.44	9,300,509.73	872,689.93	10,173,199.66	2,988,918.80
1926.....	24,291,917.87	8,669,333.57	1,153,322.38	9,822,655.95	2,989,598.76
1927.....	25,894,701.45	7,863,376.03	586,043.94	8,449,419.97	2,991,988.25
1928.....	28,834,345.42	10,909,442.27	1,165,632.53	12,075,074.80	2,987,329.95
1929.....	28,831,447.24	10,220,913.25	943,985.31	11,164,898.56	3,002,235.80
1930.....	28,971,643.03	10,497,935.33	999,413.77	11,497,349.10	2,991,375.23
1931.....	26,534,587.74	10,303,755.15	916,979.29	11,220,734.44	2,992,366.42
1932.....	22,448,911.57	10,904,319.70	779,868.12	11,684,187.82	2,989,627.15
1933.....	23,183,754.40	11,780,139.21	614,916.00	12,395,055.21	2,969,049.75
1934.....	27,167,390.62	10,709,294.89	396,310.58	11,105,605.47	2,992,453.55
1935.....	24,816,531.93	10,233,789.97	294,413.20	10,528,203.17	2,986,151.65
1936.....	25,996,386.11	11,258,334.90	478,946.22	11,737,281.12	1,863,500.40
1937.....	25,401,264.01	11,879,521.47	791,939.98	12,671,461.45	1,516,514.50
1938.....	24,942,253.42	11,416,004.37	1,311,830.33	12,727,834.70	1,502,876.10
1939.....	24,988,604.07	10,737,752.67	1,742,368.04	12,480,120.71	1,491,369.00
Total.....	505,991,608.66	621,309,104.20	47,076,539.12	668,385,643.32	84,613,243.83

¹ Beginning with the fiscal year 1924, the amounts shown in this column have been revised to include the sums received as dividends on capital stock of the Panama Railroad owned by the United States.

² The amounts shown in this column have been revised to include the payments to the Government of Panama under the treaty of Nov. 18, 1903, of \$250,000 per annum, the first payment being made during the fiscal year 1913, and similar payments continuing each year since that date; but do not include the payments to the Government of Colombia growing out of the construction of the Panama Canal of \$5,000,000 per annum during the fiscal years 1923 to 1927, inclusive, an aggregate sum of \$25,000,000, as provided for under the treaty of Apr. 6, 1914. Includes expenses of civil government, Panama Canal and Canal Zone.

³ This amount includes the \$40,000,000 paid to the New Panama Canal Co. of France for the acquisition of the property, and the \$10,000,000 paid to the Republic of Panama in connection with the Canal Zone as provided for under art. 14 of the treaty of Nov. 18, 1903.

⁴ Includes expenditures made from specific appropriations for fortifications of the canal but no expenditures from general appropriations that may have been made for this purpose.

Miscellaneous

TABLE 21.—Receipts and expenditures in general and special accounts, actual for 1939 and estimated for 1940 and 1941, in detail, as exhibited in the Budget for 1941

General and special accounts	Estimated, 1941	Estimated, 1940	Actual, 1939 ¹
BUDGET SUMMARY			
Receipts (details on pp. 404 to 415).....	\$5,547,960,000	\$5,166,440,000	\$5,164,823,625.59
Expenditures (details on pp. 416 to 418).....	8,524,191,570	9,199,253,641	8,765,338,030.54
Excess of expenditures.....	2,976,231,570	4,032,813,641	3,600,514,404.95
DETAILS OF RECEIPTS			
I. Revenues:			
1. Internal revenue:			
(1) Income taxes:			
Corporation, current ²	1,074,000,000	865,000,000	963,343,391.07
Individual, current.....	956,000,000	810,000,000	937,380,280.52
Back taxes.....	255,000,000	260,000,000	250,641,150.52
Excess-profits tax.....	23,000,000	18,000,000	27,056,372.81
Total income taxes (collection basis).....	2,302,000,000	1,953,000,000	2,178,421,194.92
Adjustment to daily Treasury statement (unrevised).....			+3,879,292.05
Total income taxes (Treasury statement basis).....	2,302,000,000	1,953,000,000	2,182,300,486.97
(2) Tax on unjust enrichment.....	4,000,000	6,000,000	6,456,802.43
(3) Miscellaneous internal revenue taxes:			
Estate tax.....	328,800,000	337,700,000	332,279,613.14
Gift tax.....	33,000,000	33,000,000	28,435,596.98
Capital stock tax.....	136,600,000	132,300,000	127,203,008.99
Alcoholic beverage taxes:			
Distilled spirits (imported) (excise tax).....	20,300,000	22,000,000	25,014,547.12
Distilled spirits (domestic) (excise tax) ²	289,900,000	276,100,000	258,386,225.73
Fermented malt liquors ²	292,600,000	275,300,000	259,696,154.52
Wines (domestic and imported) (excise tax).....	8,200,000	7,400,000	6,395,313.45
Rectification tax ²	11,500,000	11,400,000	10,664,330.52
Container stamps.....	11,500,000	10,400,000	9,398,861.99
Floor taxes.....		25,000	5,427,570.63
Special taxes in connection with liquor occupations.....	10,600,000	10,600,000	10,789,454.92
All other.....	2,700,000	2,300,000	1,832,487.09
Total alcoholic beverage taxes.....	647,300,000	615,525,000	587,604,945.97
Tobacco taxes:			
Cigars (large) ²	13,200,000	12,800,000	12,423,592.24
Cigarettes (small) ²	585,500,000	538,500,000	504,030,867.57
Snuff.....	6,800,000	6,800,000	6,932,019.20
Tobacco, chewing and smoking.....	56,900,000	55,600,000	54,757,043.76
Cigarette papers and tubes.....	1,400,000	1,400,000	1,493,785.80
All other ²	150,000	150,000	146,765.50
Total tobacco taxes.....	663,950,000	615,250,000	579,784,074.07
Stamp taxes:			
Issues of securities, bond transfers, and deeds of conveyance.....	21,900,000	19,400,000	19,366,429.92
Stock transfers.....	19,800,000	17,000,000	17,064,488.08
Playing cards.....	4,100,000	4,100,000	4,141,166.60
Silver bullion sales or transfers.....	150,000	150,000	261,772.52
Repealed tax on sales of produce (future delivery).....			248,982.30
Total stamp taxes.....	45,950,000	40,650,000	41,082,839.42
Manufacturers' excise taxes:			
Lubricating oils.....	36,300,000	32,700,000	30,496,636.55
Gasoline.....	234,800,000	221,600,000	207,018,745.34
Electrical energy.....	42,800,000	40,400,000	39,859,173.55
Tires and inner tubes.....	46,500,000	42,600,000	34,819,207.57
Toilet preparations, etc.....	6,200,000	6,200,000	11,531,411.57
Automobile trucks.....	9,300,000	7,400,000	6,007,662.04

Footnotes at end of table.

TABLE 21.—Receipts and expenditures in general and special accounts, actual for 1939 and estimated for 1940 and 1941, in detail, as exhibited in the Budget for 1941—Continued

General and special accounts	Estimated, 1941	Estimated, 1940	Actual, 1939 ¹
DETAILS OF RECEIPTS—continued			
I. Revenues—Continued.			
1. Internal revenue—Continued.			
(3) Miscellaneous internal revenue taxes—Continued.			
Manufacturers' excise taxes—Continued.			
Passenger automobiles and motorcycles.....	\$63,200,000	\$54,500,000	\$42,722,787.47
Parts and accessories for automobiles.....	10,800,000	9,300,000	7,935,463.89
Radio sets, phonograph records, etc.....	7,900,000	6,400,000	4,834,366.33
Mechanical refrigerators, firearms, shells, pistols, and revolvers.....	10,700,000	9,100,000	6,957,679.22
All other and repealed taxes not included above ³	3,400,000	3,300,000	3,042,531.16
		210,000	1,665,338.83
Total manufacturers' excise taxes.....	471,900,000	433,710,000	396,891,003.52
Miscellaneous taxes:			
Telephone, telegraph, radio, and cable facilities, leased wires, etc.....	29,500,000	27,200,000	24,093,718.85
Transportation of oil by pipe line.....	14,300,000	12,300,000	10,954,732.60
Leases of safe deposit boxes.....	2,000,000	2,000,000	1,980,525.03
Admission to theaters, concerts, cabarets, etc.....	21,600,000	20,500,000	19,470,801.85
Club dues and initiation fees.....	6,300,000	6,200,000	6,216,900.29
Oleomargarine, etc., including special taxes.....	2,700,000	2,500,000	2,231,750.68
Coconut and other vegetable oils processed ²	8,400,000	8,400,000	9,125,613.94
Bituminous coal tax.....	4,100,000	4,200,000	3,317,259.01
Sugar tax.....	65,100,000	64,000,000	65,414,058.42
All other, including repealed taxes ⁴	710,000	760,000	835,138.25
Total miscellaneous taxes.....	154,710,000	148,060,000	143,640,498.92
Total miscellaneous internal revenue taxes (collection basis).....	2,482,210,000	2,356,195,000	2,236,921,581.01
Adjustment to daily Treasury statement (unrevised).....			-4,938,278.64
Total miscellaneous internal revenue taxes (Treasury statement basis).....	2,482,210,000	2,356,195,000	2,231,983,302.37
(4) Employment taxes:			
Taxes on employment by other than carriers:			
Federal Insurance Contributions Act ⁵	632,500,000	598,600,000	6530,354,779.41
Federal Unemployment Tax Act ⁷	93,900,000	104,800,000	100,868,935.68
Total.....	726,400,000	703,400,000	631,223,715.09
Taxes on carriers and their employees (ch. 9, subch. b of the Internal Revenue Code).....	135,000,000	123,750,000	109,256,539.77
Total, employment taxes.....	861,400,000	827,150,000	740,480,254.86
Total, internal revenue (Treasury statement basis).....	5,649,610,000	5,142,345,000	5,161,220,846.63

Footnotes at end of table.

TABLE 21.—*Receipts and expenditures in general and special accounts, actual for 1939 and estimated for 1940 and 1941, in detail, as exhibited in the Budget for 1941—Continued*

General and special accounts	Estimated, 1941	Estimated, 1940	Actual, 1939
DETAILS OF RECEIPTS—continued			
I. Revenues—Continued.			
2. Railroad Unemployment Insurance Act.	\$6,750,000	\$4,950,000	
3. Customs.....	273,000,000	283,000,000	\$318,837,311.27
4. Miscellaneous revenues:			
(1) Miscellaneous taxes:			
Head tax, Immigration and Naturalization Service, Department of Labor.....	1,132,000	1,132,000	1,135,074.50
Taxes, Canal Zone.....	72,250	72,250	72,267.39
Tonnage tax, Bureau of Navigation and Steamboat Inspection, Department of Commerce.....	1,650,000	1,650,000	1,686,016.56
Federal intermediate credit banks, franchise tax.....	500,000	500,000	760,140.81
Tax on circulation of national banks.....			3,627.17
Total, miscellaneous taxes.....	3,354,250	3,354,250	3,657,126.43
(2) Interest, exchange, and dividends on capital stock:			
Interest on loans, relief in stricken agricultural areas.	80,000	80,000	273,788.32
Interest on emergency crop loans, Farm Credit Administration (emergency relief).....	5,000	10,000	9,724.65
Interest on deferred collections or payments, Veterans' Administration.....	45,000	45,000	46,087.58
Other interest on deferred collections or payments, various departments.....	151,979	69,567	73,169.53
Interest on bonds of foreign governments under funding agreements.....	311,507	334,017	423,943.33
Interest on construction costs of public works in Colon and Panama, War Department.....	38,000	38,500	39,219.74
Interest on public deposits.....	6,930	7,930	11,494.61
Interest on Government-owned securities, sale of war supplies.....	50,000	50,000	50,000.00
Dividends on shares of Federal savings and loan associations.....	1,248,000	1,389,000	1,688,994.19
Military and naval insurance, Veterans' Administration (premium on term insurance) (repayments to appropriations).....	300,000	500,000	718,542.37
Earnings on War Finance Corporation.....			3,686.51
Federal control of transportation systems (repayments to appropriations).....	4,000	1,076	4,047.79
Loans to railroads after termination of Federal control (repayments to appropriations).....	55,000	55,000	54,759.15
Interest on farmers' seed and feed loans, Department of Agriculture and Farm Credit Administration.....	20,000	20,000	129,277.90
Interest on loans, Rural Electrification Administration.....	250,000	200,000	190,324.27
Interest on advances to Colorado River Dam fund, Boulder Canyon project.....	5,000,000	5,000,000	3,700,000.00

TABLE 21.—Receipts and expenditures in general and special accounts, actual for 1939 and estimated for 1940 and 1941, in detail, as exhibited in the Budget for 1941—Continued

General and special accounts	Estimated, 1941	Estimated, 1940	Actual, 1939
DETAILS OF RECEIPTS—continued			
I. Revenues—Continued.			
4. Miscellaneous revenues—Continued.			
(2) Interest, exchange, and dividends on capital stock—Con.			
Interest earned on Home Owners' Loan Corporation bonds.....	\$20,000	\$20,000	\$18,281.91
Interest on loans, U. S. Housing Corporation, Public Buildings Administration.....	15,000	15,000	13,261.31
Interest on obligations of Reconstruction Finance Corporation.....	1,000,000	2,000,000	12,687,944.07
Dividends on capital stock of Federal home loan banks.....	1,850,000	1,850,000	1,845,635.00
Interest on securities received from Reconstruction Finance Corporation.....		10,000	20,348.20
Earnings from payments to Federal Reserve banks for industrial loans.....	120,000	120,000	119,318.85
Premiums on Treasury bills sold.....			1,037.23
Interest on loans, Puerto Rican Hurricane Relief Commission.....	25,000	26,000	8,273.70
Interest on collections of Farm Security Administration.....	10,000,000	7,000,000	737,964.06
Interest on homestead loans, Virgin Islands.....	1,700	1,500	1,635.39
Interest on miscellaneous obligations and gain by exchange, etc.....	57,215	57,215	55,265.03
Interest on loans to States, municipalities, etc., Public Works Administration.....	800,000	1,015,500	676,919.60
Interest from central branch, Union Pacific Railroad.....	13,000	13,000	13,933.54
Interest and profits on investment, Pershing Hall Memorial Fund (act June 28, 1935).....	5,260	5,260	5,316.05
Interest on U. S. Housing Authority notes.....	37,500	37,500	31,097.09
Interest on farm loans, Farm Tenant Act.....	1,575,000	995,000	56,713.07
Interest on unpaid principal of low cost houses, Virgin Islands.....	1,000	700	702.78
Interest on Tennessee Valley Authority securities.....	5,790	5,790	2,497.60
Total interest, exchange, and dividends on capital stock.....	23,091,881	20,972,555	23,713,204.42
(3) Fines and penalties:			
Judicial.....	1,000,000	1,000,000	983,461.56
Internal revenue.....	42,000	42,000	45,495.74
Customs Service, Treasury and Justice Departments.....	1,270,000	1,270,000	1,276,992.10
Immigration and Naturalization Service, Department of Labor.....	100,000	100,000	92,736.50
Enforcement of National Prohibition Act.....	20,000	20,000	18,097.18
Bureau of Navigation and Steamboat Inspection, Department of Commerce.....	160,000	160,000	158,029.77
Violations, antinarcotic laws.....	4,000	4,000	6,733.00

TABLE 21.—Receipts and expenditures in general and special accounts, actual for 1939 and estimated for 1940 and 1941, in detail, as exhibited in the Budget for 1941—Continued

General and special accounts	Estimated, 1941	Estimated, 1940	Actual, 1939
DETAILS OF RECEIPTS—continued			
I. Revenues—Continued.			
4. Miscellaneous revenues—Continued.			
(3) Fines and penalties—Contd.			
Violations, Federal Alcohol Administration Act.....	\$25,000	\$15,000	\$23,343.51
Violations of 8-hour law of 1912.....	6,860	9,110	14,690.00
Liquidating damages.....	103,575	103,375	101,057.52
Depredations upon public lands.....			98,620.80
Recovery of value of oil in case of United States against United States Standard Oil Co. of California, Navy Department.....	6,000,000		
Violations of air traffic regulations, Civil Aeronautics Authority.....	2,500	2,000	1,135.00
Canal Zone.....	12,500	12,500	12,444.70
Penalties, marketing quotas, Department of Agriculture.....	1,550,000	1,948,200	1,015,426.80
Other.....	15,263	15,263	18,841.29
Total fines and penalties.....	10,311,698	4,701,448	3,669,863.87
(4) Fees:			
Clerks, United States courts.....	2,250,000	2,250,000	1,492,266.09
Marshals, United States courts.....	225,000	225,000	182,841.53
Board of Tax Appeals.....	50,000	50,000	57,062.15
Alaska game laws.....	27,000	27,000	25,500.72
Consular and passport, Departments of State and Justice.....	3,073,000	3,073,000	3,965,220.11
Copyright, Library of Congress.....	315,000	300,000	304,167.70
Credit unions (special account).....	142,920	110,675	85,015.98
Indian lands and timber, Department of the Interior.....	125,000	125,000	117,764.77
Fees and commission, land offices, Department of the Interior (general and special accounts).....	75,000	85,000	95,355.49
Fees, registration under Neutrality Act.....	3,000	3,000	4,000.00
Federal Firearms Act.....	35,000	35,000	33,886.92
Federal Food, Drug, and Cosmetic Act, sec. 706.....	35,000	35,000	1,708.00
Naturalization, Department of Labor.....	2,400,000	2,400,000	1,550,609.75
Immigration (registration), Department of Labor.....	275,000	275,000	104,270.10
Patents, Department of Commerce.....	4,600,000	4,600,000	4,527,292.16
Navigation, Bureau of Navigation and Steamboat Inspection.....	205,000	205,000	207,015.88
Agricultural Commodities Act, Department of Agriculture.....	215,000	215,000	215,057.03
United States Warehouse Act, Department of Agriculture.....	45,000	45,000	40,620.00
Migratory bird hunting stamps (special account).....	1,000,000	1,000,000	1,009,008.00
Registration Securities Act, 1933 and 1934, Federal Trade Commission and Securities Exchange commission.....	600,000	600,000	474,961.79
Testing, Bureau of Standards.....	82,000	82,000	65,990.39
Testing, Bureau of Mines.....	15,000	15,000	11,636.00
Commission on telephone pay stations in Federal buildings and post offices.....	84,463	84,533	85,932.04
Copying.....	63,817	64,317	59,171.57

Footnotes at end of table.

TABLE 21.—Receipts and expenditures in general and special accounts, actual for 1939 and estimated for 1940 and 1941, in detail, as exhibited in the Budget for 1941—Continued

General and special accounts	Estimated, 1941	Estimated, 1940	Actual, 1939
DETAILS OF RECEIPTS—continued			
I. Revenues—Continued.			
4. Miscellaneous revenues—Continued.			
(4) Fees—Continued.			
Court of Customs and Patent Appeals.....	\$6,000	\$6,000	\$5,293.65
Court of Claims.....	9,000	9,000	8,297.80
Naval stores grading.....	8,000	7,600	7,538.82
Purchases of discharges, Army and Navy.....	300,025	300,025	551,194.57
Alaska Road Commission.....	14,500	14,500	14,817.13
Customs.....	11,600	11,600	11,601.95
Perry's Victory Memorial.....	-----	-----	4,555.30
Commodity Exchange Act.....	17,000	17,000	17,622.00
Canal Zone.....	2,250	2,250	2,310.11
Other.....	11,750	11,750	2,794.70
Total fees.....	16,321,325	16,284,250	15,342,980.20
(5) Forfeitures:			
Customs, unclaimed merchandise, etc.....	687,100	687,100	693,292.32
Bonds of aliens, Departments of Labor and Justice.....	36,000	36,000	36,110.66
Judicial miscellaneous.....	3,500	3,500	2,883.14
Bonds under prohibition and narcotic acts, Departments of Justice and Treasury.....	410,500	460,500	477,418.35
Bonds, all other, Department of Justice.....	350,000	300,000	136,784.11
Under enforcement of National Prohibition Act.....	750	1,000	223.58
Unclaimed moneys and wages remaining in registry of courts, Department of Justice.....	142,000	162,000	122,914.06
Other.....	12,242	13,172	12,523.19
Total forfeitures.....	1,642,092	1,663,272	1,482,149.41
(6) Assessments:			
Assessments upon Federal home loan banks and receipts from other sources for salaries and expenses, Federal Home Loan Bank Board, special account, act July 22, 1935 (47 Stat. 737, sec. 18 (b), as amended, act May 28, 1935).....	1,400,000	1,400,000	1,068,160.35
Federal and joint stock land banks and Federal intermediate credit banks, expenses of examinations.....	498,580	506,768	508,810.52
Overtime service, Marine Inspection and Navigation.....	50,000	50,000	45,230.65
Assessments on banks for reimbursement to the General Fund for expenses of conservatorships.....	-----	-----	1,025,281.66
Revenues, Colorado River Dam fund, Boulder Canyon project, Bureau of Reclamation (special account).....	6,000,000	6,000,000	4,036,409.49
Immigration and Naturalization Service overtime.....	133,000	133,000	129,941.21
Revenues, Colorado River Dam fund, All-American Canal.....	2,500	2,500	2,714.07
Total assessments.....	8,084,080	8,092,268	6,816,547.95

TABLE 21.—*Receipts and expenditures in general and special accounts, actual for 1939 and estimated for 1940 and 1941, in detail, as exhibited in the Budget for 1941—Continued*

General and special accounts	Estimated, 1941	Estimated, 1940	Actual, 1939
DETAILS OF RECEIPTS—continued			
1. Revenues—Continued.			
4. Miscellaneous revenues—Continued.			
(7) Reimbursements:			
Cost of administration, Federal Power Act.....	\$408,000	\$402,300	\$382,739.10
Cost of reports under sec. 77e, Bankruptcy Act, as amended, Interstate Commerce Commission.....	50,000	265,592	-----
Cost of submission under sec. 77e, Bankruptcy Act, as amended, Interstate Commerce Commission.....	30,871	1,932	-----
Collections under Grain Standard Act, Department of Agriculture.....	75,000	75,000	83,680.37
Collections under Cotton Standards Act, Department of Agriculture.....	150,000	150,000	173,747.33
Inspection of food and farm products, Department of Agriculture.....	358,000	358,000	334,268.42
Construction charges, Indian Service.....	75,000	75,000	66,067.01
Costs from estates of deceased Indians, Bureau of Indian Affairs.....	50,000	50,000	44,225.25
Appropriations made for Indian tribes, Bureau of Indian Affairs.....	150,000	150,000	143,926.03
Maintenance and operation charges, irrigation systems, Bureau of Indian Affairs.....	500,030	500,030	493,882.10
Collections, reclamation fund, Bureau of Reclamation (special account).....	6,000,000	6,000,000	4,959,915.19
Maintenance of District of Columbia inmates in Federal penal and correctional institutions, Department of Justice.....	200,000	200,000	179,647.54
By District of Columbia for advances for acquisition of lands under sec. 4, act May 29, 1930, as amended, National Capital Park and Planning Commission.....	300,000	500,000	300,000.00
Expenses of redeeming national currency, Office of Treasurer of United States and Office of Comptroller of the Currency.....	69,270	81,654	99,114.26
Expenses of international service of ice observations and patrol, Coast Guard.....	195,000	195,000	193,898.00
Hospitalization charges and expenses, various departments.....	181,346	181,346	183,276.60
Government property lost or damaged, various departments.....	1,073,560	1,081,880	1,041,178.11
By contractors for excess cost over contract price, various departments.....	113,153	120,663	185,211.19
By States for emergency conservation work, profits on sale of land or its products, War Department.....	12,000	12,000	11,477.04
For expenses, miscellaneous. Transportation, car mileage, etc.....	207,905	323,605	345,309.73
Refunds on empty containers.....	43,890	43,890	46,130.64
	4,625	4,625	3,999.81

TABLE 21.—Receipts and expenditures in general and special accounts, actual for 1939 and estimated for 1940 and 1941, in detail, as exhibited in the Budget for 1941—Continued

General and special accounts	Estimated, 1941	Estimated, 1940	Actual, 1939
DETAILS OF RECEIPTS—continued			
I. Revenues—Continued.			
4. Miscellaneous revenues—Continued.			
(7) Reimbursements—Continued.			
Settlement of claims against various depositors.....	\$165	\$165	\$2,609.85
Gasoline, State tax.....	1,505	1,405	1,612.29
Expenses, settlement of claims, United States, Germany, and Austria.....		125,000	1,794.73
Revenues, power system, Flathead Reservation, Mont.....	150,000	150,000	142,386.71
Collections for laundry service, Naval Academy.....	100,000	120,000	
Refund of money advanced under Emergency Relief and Construction Act of 1932.....	5,310	15,900	10,467.29
By Japanese Government on account of sinking of U. S. S. Panay.....			589,606.69
Other.....	61,138	72,068	73,120.44
Total reimbursements.....	10,565,768	11,257,055	10,093,291.72
(8) Gifts and contributions:			
Money received from persons known and unknown.....	5,740	5,780	5,528.53
Donations to the United States.....	1,900	1,900	2,308.21
Return of grants, Farm Security Administration.....			1,650.30
Bequest of James Reuel Smith for redemption of Liberty bonds issued in 1918.....			2,842.69
Deposits of funds belonging to military organizations of the Army disbanded at the close of the World War.....	500	500	20,987.39
Total gifts and contributions.....	8,140	8,180	33,317.12
(9) Sales of products:			
Scrap and salvaged materials, condemned stores, waste paper, refuse, etc., various departments.....	1,348,773	1,372,937	1,431,634.13
Agricultural products, including livestock and livestock products, various departments.....	69,726	69,826	73,837.41
Dairy products, various departments.....	44,000	44,000	43,618.41
Books, United States Constitution Sesquicentennial Commission.....		3,000	28,676.42
Card indexes, Library of Congress.....	303,000	295,000	265,282.28
Public documents, Government Printing Office.....	400,000	431,566	376,514.69
Charts and publications, Coast and Geodetic Survey and Bureau of Foreign and Domestic Commerce.....	21,614	21,614	21,613.88
Charts, War and Navy Departments.....	66,500	66,500	61,304.29
Publications, maps, etc., various departments.....	107,662	111,967	98,616.55
Electric current, power plant, Coolidge Dam.....	150,000	150,000	136,038.40
Electric current, Bonneville project, Oregon.....	2,200,000	1,033,500	46,542.80

TABLE 21.—Receipts and expenditures in general and special accounts, actual for 1939 and estimated for 1940 and 1941, in detail, as exhibited in the Budget for 1941—Continued

General and special accounts	Estimated, 1941	Estimated, 1940	Actual, 1939
DETAILS OF RECEIPTS—continued			
I. Revenues—Continued.			
4. Miscellaneous revenues—Continued.			
(9) Sales of products—Continued.			
Electric current, various departments.....	\$106,050	\$106,050	\$97,041.09
Seal, fox skins, and furs.....	169,100	153,000	195,326.65
Occupational-therapy products.....	39,700	39,700	40,196.86
Heat, light, and power.....	66,477	43,815	44,224.39
Proceeds, activities fund, United States naval prisons.....	12,000	12,000	13,365.00
Subsistence (meals, rations, etc.), various departments.....	84,429	96,129	101,916.07
Photo duplications.....	39,587	37,987	21,697.04
Water, National Park Service, Department of the Interior, and other departments.....	66,711	65,811	67,470.86
Ice, War and other departments.....	42,110	45,110	46,990.68
Gas from helium plants, Bureau of Mines.....	37,400	37,400	47,572.09
Stores.....	17,251	87,501	13,976.81
Under Migratory Bird Conservation Act.....	48,000	48,000	45,220.17
Unserviceable Civilian Conservation Corps property.....	225,000	225,000	217,280.61
Old, condemned, and surplus property, Navy.....	700,000	700,000	53,656.22
Historical and educational material, Northwest Territory Celebration Commission—special account.....			4,906.47
Other.....	122,721	105,021	245,323.50
Total sales of products.....	6,487,811	5,402,434	3,839,843.77
(10) Sales of services:			
Alaska Railroad fund receipts (special account).....	2,720,000	2,625,000	2,511,973.61
Fumigating and disinfecting, various departments.....	16,550	16,500	18,258.29
Laundry and dry-cleaning operations, various departments.....	1,427,000	1,427,000	1,270,198.02
Quarantine charges (fumigating, disinfecting, inspection, etc., of vessels), Public Health Service and Agriculture.....	190,401	190,401	190,943.12
Quarters, subsistence, and laundry service, various departments.....	29,753	30,753	25,990.50
Storage and other charges, various departments.....	172,240	172,240	130,768.10
Communication service, various departments.....	441,469	441,469	451,454.25
Tolls and profits, Panama Canal, War Department.....	23,700,000	23,700,000	24,834,261.91
Overhead charges for sale of supplies or services, departments.....	93,925	93,925	92,908.58
Earnings, United States transports, War and Navy Departments.....	31,500	31,500	24,646.56
Earnings from business operations.....	150,000	100,000	80,956.09
Medical, dental, and hospital.....	10,150	10,150	10,791.18
Work done for individual corporations and others.....	54,185	55,185	39,776.71
Copies of hearings.....	950	850	857.35
Professional and scientific.....	14,200	14,200	7,781.31
Other.....	8,935	8,835	9,126.84
Total sales of services.....	29,061,258	28,918,208	29,700,692.42

TABLE 21.—Receipts and expenditures in general and special accounts, actual for 1939 and estimated for 1940 and 1941, in detail, as exhibited in the Budget for 1941—Continued

General and special accounts	Estimated, 1941	Estimated, 1940	Actual, 1939
DETAILS OF RECEIPTS—continued			
I. Revenues—Continued.			
4. Miscellaneous revenues—Continued.			
(11) Rents and royalties:			
Rent of public buildings, grounds, etc., various departments.....	\$222,389	\$225,599	\$232,289.93
Rent of land, various departments.....	166,288	166,318	184,538.19
Rent of land for grazing, various departments.....	315,800	305,800	262,663.48
Receipts under mineral leasing acts, General Land Office.....	6,000,000	6,000,000	5,743,984.85
Royalties on naval petroleum reserves, California.....	900,000	900,000	960,703.41
Royalties on coal leases in Alaska.....	10,000	10,000	9,336.33
Royalties on oil, gas, etc.....	26,000	26,000	25,763.16
Royalties on potash deposits, Department of the Interior.....	185,000	185,000	164,171.96
Rent of equipment, War and other departments.....	76,415	101,415	70,169.73
Rent of docks, wharves, and piers, Navy and War Departments.....	18,650	18,650	18,788.30
Rent of telegraph and telephone facilities, various departments.....	10,660	10,660	10,063.23
Rent of water-power sites, War and Interior.....	125,100	125,100	124,174.13
Annette Island reserve, leases, Alaska.....			* 20,641.88
Pipe-line rentals, Bureau of Mines.....	15,000	15,000	15,000.00
Rent of camp and house sites.....	20,150	20,150	26,491.90
Receipts from leases of flood-control lands, War Department.....	15,000	15,000	15,608.87
Other.....	1,000	1,000	1,713.88
Total rents and royalties.....	8,107,452	8,125,692	7,853,819.47
(12) Permits, privileges, and licenses:			
Business concessions, national parks, Interior Department.....	150,000	125,000	107,911.45
Business concessions, Veterans' Administration and other departments.....	91,960	91,960	80,104.22
Immigration permits, Department of Labor.....	80,000	105,000	144,111.16
Licenses under Federal Water Power Act, Federal Power Commission Act, June 10, 1920.....	377,800	413,000	320,622.24
Permits to enter national parks, Interior Department.....	2,000,000	1,930,000	1,221,706.95
Pipe-line water, and power-transmission rights, Interior and other departments.....	23,600	23,100	18,328.46
Alaska fund, Department of Justice.....	300,000	300,000	282,126.07
Under Grazing Act, June 28, 1934.....	621,500	601,500	526,530.27
Permits to operate motor vehicles, Motor Carrier Act, 1935.....	3,000	4,000	8,267.25
Range improvements.....	310,000	300,000	259,584.37
Other.....	410	410	7,127.00
Total permits, privileges, and licenses.....	3,958,270	3,893,970	2,976,419.44

Footnotes at end of table.

TABLE 21.—Receipts and expenditures in general and special accounts, actual for 1939 and estimated for 1940 and 1941, in detail, as exhibited in the Budget for 1941—Continued

General and special accounts	Estimated, 1941	Estimated, 1940	Actual, 1939
DETAILS OF RECEIPTS—continued			
I. Revenues—Continued.			
4. Miscellaneous revenues—Continued.			
(13) Sundry receipts:			
Mint receipts (profits on coinage, bullion deposits, etc.), Treasury Department.....	\$2,696,100	\$2,685,100	\$5,954,640.38
Seigniorage.....	39,300,000	46,300,000	22,758,976.35
Forest-reserve fund, Department of Agriculture.....	6,010,000	5,610,000	4,905,544.10
Deposits, postal funds.....			
Canal Zone (special account).....	357,296	364,754	329,522.27
District of Columbia revenues United States share.....	150,000	150,000	152,666.96
Total sundry receipts.....	48,513,396	55,109,854	34,101,350.06
Total miscellaneous revenues.....	169,507,421	167,783,436	143,280,606.28
Adjustment to daily Treasury statement.....			+1,261,527.73
Total miscellaneous revenues (Treasury statement basis).....	169,507,421	167,783,436	144,542,134.01
Total revenues.....	6,098,867,421	5,598,078,436	5,624,600,291.91
II. Realization upon assets:			
1. Repayment of investments:			
Collections, insured loans, Federal Housing Administration (act June 27, 1934, title I).....	1,700,000	1,800,000	1,850,392.55
Collections of loans to financial institutions, Federal Housing Administration.....			1,300.00
Principal payments on low-cost houses, Virgin Islands.....	500	400	401.22
Principal of bonds of foreign governments under funding agreements.....	81,959	79,730	76,509.49
Principal payments on loans, Puerto Rican Hurricane Relief Commission.....	80,000	75,000	40,553.81
Construction costs of public works in Colon and Panama, War Department.....	56,384	56,384	56,384.06
Repayment of principal on account of loans, Farm Security Administration.....	40,000,000	35,000,000	33,248,572.45
Sale of chattels, Farm Security Administration.....	135,000	125,000	103,110.83
Repayment of principal on account of loans, Rural Electrification Administration.....	1,000,000	500,000	130,146.87
Payments for marketing excess tobacco, Agricultural Adjustment Administration.....			6,705.74
Repayment of principal on account of loans to States, municipalities, etc., Public Works Administration (special accounts).....	550,000	650,000	1,079,135.90
Repayment of subscriptions to preferred shares, Federal savings and loan associations.....	5,000,000	4,000,000	3,811,000.00
Repayment of principal on emergency crop loans, Farm Credit Administration (emergency relief).....	100,000	200,000	116,166.20
Repayment of principal on loans for Indian rehabilitation (emergency relief).....	10,000	10,000	6,323.80
Principal payments on securities received from Reconstruction Finance Corporation.....	196,000	197,000	204,000.00
Federal control of transportation systems, repayment to appropriations.....	1,000		1,000.00

TABLE 21.—*Receipts and expenditures in general and special accounts, actual for 1939 and estimated for 1940 and 1941, in detail, as exhibited in the Budget for 1941—Continued*

General and special accounts	Estimated, 1941	Estimated, 1940	Actual, 1939
DETAILS OF RECEIPTS—continued			
II. Realization upon assets—Continued.			
1. Repayment of investments—Contd.			
Repayment of principal on account of farm loans, Farm Tenant Act.....	\$700,000	\$440,000	\$105,136.78
Receipts from submarginal land program, Farm Tenant Act.....	181,000	146,000	92,214.17
Excess net worth, Commodity Credit Corporation.....		60,000,000	
Repayment of principal on account of loans, Puerto Rico Reconstruction Administration.....	165,500	208,250	5.00
Other.....	1,982	1,982	2,004.70
Total repayment of investments.....	49,959,325	103,489,746	40,931,063.57
2. Sales of public lands, Department of the Interior.....	100,000	100,000	248,460.93
3. Sales of Government property:			
Capital equipment (includes trucks, horses, machinery, furniture and fixtures, etc.), various departments.....	253,689	262,669	290,236.42
Land and buildings, various departments.....	573,865	858,449	1,003,389.14
Office material, etc., Procurement Division, Supply Branch, Treasury Department.....	25,000	25,000	21,148.12
War supplies, War Department.....	69,500	69,500	69,515.86
Coos Bay Wagon Road grant fund, Interior Department.....	100,000	100,000	23,090.10
Lands, etc., on account of military-post construction fund, War Department.....	120,000	120,000	120,145.89
Oregon and California land-grant fund, Department of the Interior.....	600,000	600,000	405,543.78
Ordnance material, War Department.....	75,000	75,000	91,003.13
Proceeds of sales, building or purchase of vessels for the Coast Guard.....	5,000	5,000	9,715.10
Proceeds of sales, rebuilding and improving Coast Guard stations.....	800	800	812.27
Other.....	10,400	10,400	9,209.37
Total sales of Government property.....	1,833,254	2,126,818	2,043,809.18
Total realization upon assets.....	51,892,579	105,716,564	43,223,333.68
Total receipts, general and special accounts.....	6,150,760,000	5,703,795,000	5,667,823,625.59
Deduct:			
(1) Net appropriation for Federal old-age and survivors insurance trust fund representing an amount equal to taxes collected and deposited under the Federal Insurance Contributions Act, less reimbursement to General Fund for administrative expenses.....	602,800,000		
(2) For purposes of comparison, net transfers to old-age reserve account (trust fund).....		537,355,000	503,000,000.00
Net receipts, general and special accounts.....	5,547,960,000	5,166,440,000	5,164,823,625.59

TABLE 21.—Receipts and expenditures in general and special accounts, actual for 1939 and estimated for 1940 and 1941, in detail, as exhibited in the Budget for 1941—Continued

General and special accounts	Estimated, 1941	Estimated, 1940	Actual, 1939
DETAILS OF EXPENDITURES			
1. General (including recovery and relief):			
Departmental:			
Legislative establishment.....	\$23,045,700	\$22,090,740	\$22,031,282.67
Judicial establishment.....	10,973,000	10,381,000	9,456,444.68
Executive Office:			
Executive proper.....	544,700	508,300	447,241.07
Bureau of the Budget, including			
Central Statistical Board.....	874,000	659,800	396,659.92
National Resources Planning Board.....	1,105,000	951,000	722,088.69
Office of Government Reports.....	1,050,000	853,000	804,887.51
State Department.....	21,670,000	24,201,754	19,285,316.91
Treasury Department.....	164,398,260	180,777,718	176,425,524.54
War Department (nonmilitary).....	1,720,000	1,695,000	2,922,790.68
Department of Justice.....	39,455,300	44,996,300	38,336,222.40
Post Office Department.....			^b 1,668,681.43
Department of the Interior.....	89,731,200	130,118,800	136,370,100.45
Department of Agriculture.....	119,505,918	149,731,268	153,727,691.39
Department of Commerce.....	33,729,500	37,712,850	20,041,393.99
Department of Labor.....	32,888,100	29,586,001	24,091,212.38
United States Maritime Commission.....	149,486,000	99,499,000	43,567,188.81
Civil Aeronautics Authority.....	28,309,000	28,393,000	18,421,261.34
Independent offices and commissions.....	59,959,300	65,719,400	61,759,283.11
Unclassified.....			^b 63,892.82
Adjustment for disbursing officers' checks outstanding.....			727,074,076.29
			-4,708,752.23
Total departmental.....	778,444,978	827,874,931	722,365,324.06
Department of Agriculture:			
Agricultural adjustment program:			
Agricultural Adjustment Administration.....	1,500,000	2,003,200	69,838,580.48
Administration of Sugar Act of 1937.....	45,000,000	45,000,000	(9)
Agricultural Adjustment Administration (act Aug. 24, 1935).....	165,000,000	190,000,000	210,505,293.56
Agricultural contract adjustments.....	100,000	110,000	477,636.62
Soil Conservation and Domestic Allotment Act.....	475,000,000	475,000,000	477,942,480.42
Federal Crop Insurance Act:			
Administrative expenses.....	5,000,000	5,000,000	3,320,839.82
Subscriptions to capital stock of Federal Crop Insurance Corporation.....		10,000,000	5,000,000.00
Parity payments.....	170,000,000	220,000,000	19,503,416.99
Unclassified.....			9,204.81
Commodity Credit Corporation:			
Restoration of capital impairment.....		119,599,918	
Other.....			108,030.89
Farm Credit Administration:			
Crop loans.....		10,000,000	^b 575,098.24
Other.....	7,110,000	6,439,000	5,149,237.96
Federal Farm Mortgage Corporation, reduction in interest rate on mortgages.....		7,400,000	7,818,547.62
Federal land banks:			
Capital stock.....			150,800.00
Subscriptions to paid-in surplus.....			11,590,935.22
Reduction in interest rates on mortgages.....		29,500,000	30,639,785.96
Farm Security Administration.....		156,124,900	183,622,851.11
Farm Tenant Act:			
Loans.....	30,000,000	30,000,000	20,598,014.77
Other.....	4,000,000	11,300,000	6,036,283.73
Unclassified.....			96.75
Rural Electrification Administration:			
Loans.....	20,000,000	35,000,000	35,618,042.59
Other.....	3,095,000	2,712,000	2,149,338.28
Forest roads and trails.....	9,480,000	12,511,600	13,968,587.44
Department of the Interior:			
Reclamation projects.....	58,962,000	99,117,900	79,329,428.13
Post Office Department (deficiency).....	56,972,832	38,116,424	41,237,262.79
Navy Department (national defense).....	901,751,660	767,589,092	672,968,992.93

Footnotes at end of table.

TABLE 21.—Receipts and expenditures in general and special accounts, actual for 1939 and estimated for 1940 and 1941, in detail, as exhibited in the Budget for 1941—Continued.

General and special accounts	Estimated, 1941	Estimated, 1940	Actual, 1939
DETAILS OF EXPENDITURES—continued			
1. General (including recovery and relief)—Con.			
War Department:			
Military (national defense).....	\$737,693.500	\$676,898,996	\$489,545,592.12
River and harbor work and flood control.....	217,302,000	222,076,330	192,998,752.41
Panama Canal.....	14,560,000	18,650,000	9,801,887.72
Treasury Department:			
Interest on the public debt.....	1,100,000,000	1,050,000,000	940,539,763.50
Refunds of taxes and duties:			
Customs.....	14,000,000	16,000,000	16,678,803.38
Internal revenue.....	42,011,900	38,015,000	39,177,056.65
Processing tax on farm products.....	15,000,000	15,000,000	12,004,543.01
District of Columbia (United States share).....	6,000,000	6,000,000	5,000,000.00
Federal Loan Agency:			
Federal Housing Administration.....	2,000,000	8,500,000	9,140,867.44
Reconstruction Finance Corporation:			
Disaster Loan Corporation stock.....	5,000,000	9,000,000	8,000,000.00
Other.....	1,340,000	1,350,000	1,120,001.48
Federal Security Agency:			
Civilian Conservation Corps.....	225,000,000	285,000,000	290,385,528.11
National Youth Administration.....	83,000,000	95,000,000	78,102,755.96
Social Security Board:			
Administrative expenses.....	26,521,000	24,200,000	23,011,640.22
Grants to States.....	388,350,000	334,900,000	307,552,023.45
Unclassified.....			b 10.61
Other.....	61,257,000	60,718,700	54,221,283.22
Federal Works Agency:			
Public Buildings Administration:			
Construction.....	59,040,000	70,405,300	51,420,869.41
Other.....	16,077,500	15,407,250	14,837,903.19
Public Roads Administration.....	181,800,000	196,589,800	190,996,565.98
Public Works Administration:			
Grants (act June 21, 1938).....	75,000,000	250,000,000	265,026,998.22
Loans (act June 21, 1938).....	12,000,000	25,000,000	18,740,571.72
Administrative expenses.....	4,000,000	18,000,000	23,404,322.34
United States Housing Authority.....	15,000,000	5,204,700	8,629,331.59
Work Projects Administration.....		1,400,000,000	2,161,500,655.13
Other.....	248,000	98,000	
Railroad Retirement Board:			
Administrative expenses.....	2,590,000	2,823,000	2,868,083.44
Railroad unemployment insurance administration fund.....	6,203,000	7,300,000	476,795.89
Tennessee Valley Authority.....	40,000,000	41,000,000	40,806,800.57
Veterans' Administration.....	563,669,500	557,379,400	557,070,722.10
Subtotal.....	6,645,076,870	8,550,915,441	8,432,433,972.34
2. Revolving funds (net):			
Farm Credit Administration:			
Reconstruction Finance Corporation funds:			
Crop production loans.....	\$150,000	\$200,000	b \$468,768.12
Regional agricultural credit corporations.....	150,000	b 1,475,500	b 5,291,844.00
Joint stock land banks.....		835,000	b 23,360.60
Farm mortgage relief.....			63.42
Farm Credit Administration.....	125,000	175,000	170,651.74
Unclassified.....			50,000.00
Other.....	650,000	500,000	b 2,748,841.97
Public Works Administration:			
Loans and grants to States, municipalities, etc.....	26,500,000	80,400,000	100,765,694.91
Subtotal.....	27,575,000	79,764,500	92,453,595.38
3. Transfers to trust accounts, etc.:			
Railroad retirement account.....	132,500,000	121,500,000	107,097,412.82
Government employees' retirement funds (United States share):			
Civil service retirement fund.....	90,754,000	86,329,000	74,244,000.00
Foreign service retirement fund.....	609,000	199,400	187,600.00
Canal Zone retirement fund.....	1,177,000	500,000	500,000.00
Alaska Railroad retirement fund.....	175,000	175,000	175,000.00
Subtotal.....	225,215,000	208,703,400	182,204,012.82

Footnotes at end of table.

TABLE 21.—*Receipts and expenditures in general and special accounts, actual for 1939 and estimated for 1940 and 1941, in detail, as exhibited in the Budget for 1941—Continued*

General and special accounts	Estimated, 1941	Estimated, 1940	Actual, 1939
DETAILS OF EXPENDITURES—continued			
4. Debt retirements:			
Sinking fund.....	\$100,000,000	\$100,000,000	\$48,517,650.00
Received from foreign governments under debt settlements.....			120,100.00
Estate taxes, forfeitures, gifts, etc.....			9,608,700.00
Subtotal.....	100,000,000	100,000,000	58,246,450.00
Total, exclusive of special items.....	6,998,866,870	8,939,383,341	8,765,338,030.54
Supplemental items:			
General.....	100,000,000	100,000,000	
Relief.....	1,125,000,000		
Emergency national defense.....	300,324,700	159,870,300	
Grand total, general and special accounts.....	8,524,191,570	9,199,253,641	8,765,338,030.54
Excess of expenditures over receipts.....	2,976,231,570	4,032,813,641	3,600,514,404.95
<i>Note</i>			
To reflect an accurate comparison for the fiscal years 1941, 1940, and 1939, as set forth above, the expenditures for the old-age reserve account for 1940 and 1939 shown in the opposite columns have been eliminated from the foregoing statement.....			
		537,355,000	503,000,000.00

^a Deduct.

^b Excess of credits (deduct).

¹ Details of income taxes and miscellaneous internal revenue on collection basis with totals adjusted to basis of daily Treasury statement (unrevised). Details of employment taxes on basis of daily Treasury statement (unrevised).

² Collections for credit to trust funds are not included.

³ Includes for fiscal years 1939 and 1940 the taxes repealed in the Revenue Act of 1938 on brewer's wort and malt, cameras, chewing gum, furs, and sporting goods, and the tax on matches (repealed except for the tax on fancy wooden matches). For fiscal year 1941, all repealed taxes are included under "Miscellaneous taxes, all other including repealed taxes."

⁴ Includes the processing tax on crude petroleum repealed in the Revenue Act of 1938.

⁵ Actual receipts in fiscal year 1939 are the amounts heretofore classified as received under title VIII of the Social Security Act.

⁶ Includes counter-entry receipts of \$2,900.70 tabulated as "Unclassified."

⁷ Actual receipts in fiscal year 1939 are the amounts heretofore classified as received under title IX of the Social Security Act. Estimated receipts in fiscal years 1940 and 1941 include receipts from the tax originally levied by title IX of the Social Security Act on carriers with respect to employment prior to July 1, 1939.

⁸ Included in Agricultural Adjustment Administration.

⁹ Includes payments to States under U. S. Employment Service.

TABLE 22.—*Receipts and expenditures, trust accounts, increment on gold, etc., actual for 1939 and estimated for 1940 and 1941, as exhibited in the Budget for 1941*

Trust accounts, increment on gold, etc.	Estimated, 1941	Estimated, 1940	Actual, 1939
Federal old-age and survivors insurance trust fund:			
Receipts:			
Appropriations.....	\$632,500,000		
Less reimbursements to general funds.....	29,700,000	\$12,645,000	
Net appropriations.....	602,800,000	^a 12,645,000	
Interest on investments.....	54,965,000	43,281,000	
Transfer from old-age reserve account.....		550,000,000	
Net receipts.....	657,765,000	580,636,000	
Expenditures:			
Investments.....	489,765,000	555,636,000	
Benefit payments.....	168,000,000	25,900,000	
Total expenditures.....	657,765,000	580,636,000	
Excess of net receipts or expenditures.....			

Footnotes at end of table.

TABLE 22.—Receipts and expenditures, trust accounts, increment on gold, etc., actual for 1939 and estimated for 1940 and 1941, as exhibited in the Budget for 1941—Con.

Trust accounts, increment on gold, etc.	Estimated, 1941	Estimated, 1940	Actual, 1939
Old-age reserve account:			
Receipts:			
Transfers from General Fund		\$550,000,000	\$503,000,000.00
Interest on investments		(1)	26,951,054.81
Total receipts		550,000,000	529,951,054.81
Expenditures:			
Investments		(1)	514,900,000.00
Benefit payments		(1)	13,891,583.23
Transfer to Federal old-age and survivors insurance trust fund		550,000,000	
Total expenditures		550,000,000	528,791,583.23
Excess of receipts			1,159,471.58
Unemployment trust fund:			
Receipts:			
Deposits by States	\$891,000,000	848,000,000	811,250,507.82
Deposits in railroad unemployment insurance account	60,750,000	45,000,000	
Interest on investments	49,162,000	36,895,000	26,836,602.17
Total receipts	1,000,912,000	929,895,000	838,087,109.99
Expenditures:			
Investments	508,912,000	437,895,000	395,000,000.00
Withdrawals by States	467,000,000	467,000,000	441,795,000.00
Benefit payments, railroad unemployment insurance account	25,000,000	20,000,000	
Total expenditures	1,000,912,000	924,895,000	836,795,000.00
Excess of receipts		5,000,000	1,292,109.99
Railroad retirement account:			
Receipts:			
Transfers from General Fund	132,500,000	121,500,000	107,097,412.82
Interest on investments	2,454,000	2,316,000	2,201,876.72
Total receipts	134,954,000	123,816,000	109,299,289.54
Expenditures:			
Investments	8,600,000	10,000,000	1,000,000.00
Benefit payments	126,354,000	113,816,000	105,774,077.31
Total expenditures	134,954,000	123,816,000	106,774,077.31
Excess of receipts			2,525,212.23
Other trust accounts:			
Receipts:			
District of Columbia	48,417,946	53,924,816	52,341,997.86
Government life insurance fund	91,459,000	93,094,000	95,020,729.20
Adjusted service certificate fund	384,000	552,000	1,025,927.88
Civil service retirement fund:			
Transfers from General Fund (United States share)	90,754,000	86,329,000	74,244,000.00
District of Columbia share	805,110	842,760	842,760.00
Deductions from employees' salaries, etc.	52,000,000	48,000,000	39,172,242.48
Interest and profits on investments	27,000,000	24,000,000	19,220,490.57
Foreign service retirement fund:			
Transfers from General Fund (United States share)	609,000	199,400	187,600.00
Deductions from employees' salaries, etc.	246,000	220,000	189,725.65
Interest on investments	140,000	140,000	141,332.72
Canal Zone retirement fund:			
Transfers from General Fund (United States share)	1,177,000	500,000	500,000.00
Deductions from employees' salaries, etc.	518,000	515,000	509,292.75
Interest on investments	180,000	170,000	150,002.85
Alaska Railroad retirement fund:			
Transfers from General Fund (United States share)	175,000	175,000	175,000.00
Deductions from employees' salaries, etc.	160,000	155,000	107,282.10
Interest on investments	35,000	25,000	21,089.87
Indian tribal funds	5,533,000	5,533,000	16,362,066.43
Insular possessions	16,371,000	16,371,000	19,554,439.64
Other	38,377,914	38,302,030	29,901,002.60
Unclassified			400,278.77
Total receipts	374,339,970	369,048,006	349,275,703.83

Footnotes at end of table.

TABLE 22.—*Receipts and expenditures, trust accounts, increment on gold, etc., actual for 1939 and estimated for 1940 and 1941, as exhibited in the Budget for 1941—Con.*

Trust accounts, increment on gold, etc.	Estimated, 1941	Estimated, 1940	Actual, 1939
Other trust accounts—Continued.			
Expenditures:			
District of Columbia.....	\$48,700,442	\$53,777,118	\$47,380,768.01
Government life insurance fund.....	91,459,000	93,094,000	91,001,601.80
Adjusted service certificate fund.....	384,000	552,000	1,221,625.72
Civil service retirement fund:			
Annuities and refunds.....	75,000,000	70,000,000	63,758,607.60
Investments.....	94,754,000	88,329,000	69,092,108.74
Foreign service retirement fund:			
Annuities and refunds.....	325,000	325,000	321,434.18
Investments.....	500,000	220,000	200,000.00
Canal Zone retirement fund:			
Annuities and refunds.....	1,130,000	1,030,000	858,431.58
Investments.....	745,000	155,000	284,000.00
Alaska Railroad retirement fund:			
Annuities and refunds.....	227,000	227,000	71,768.54
Investments.....	143,000	128,000	236,000.00
Indian tribal funds.....	10,300,000	7,475,000	4,962,050.32
Other.....	55,529,018	55,013,785	45,727,299.56
Unclassified.....			65,888.65
Total expenditures.....	379,196,460	370,325,903	325,181,584.70
Excess of receipts.....			24,094,119.13
Excess of expenditures.....	4,856,490	1,277,897	
Other funds and accounts:			
Receipts:			
Increment resulting from reduction in the weight of the gold dollar.....	300,000	350,000	481,398.61
Seigniorage.....	50,000,000	50,000,000	90,267,427.02
Total receipts.....	50,300,000	50,350,000	90,748,825.63
Expenditures:			
Transactions in checking accounts of governmental agencies (net), etc.:			
Commodity Credit Corporation.....		^b 434,918	136,127,035.49
Export-Import Bank of Washington.....			1,549,270.42
Rural Electrification Administration.....			385,538.79
Reconstruction Finance Corporation.....			^b 658,437,863.16
United States Housing Authority.....		55,627,700	^b 59,658,140.77
Other.....		100,000,000	^b 188,297,302.64
Public Works Administration revolving fund (Act June 21, 1938).....	^b 10,000,000	^b 10,000,000	^b 1,640,666.67
Chargeable against increment on gold:			
Melting losses, etc.....		4,000	2,388.29
For retirement of national bank notes.....			5,497,305.45
Total expenditures.....	^b 10,000,000	145,196,782	^b 764,466,434.80
Excess of receipts.....	60,300,000		855,215,260.43
Excess of expenditures.....		94,846,782	
Summary—Excess of receipts or expenditures:			
Old-age reserve account:			
Excess of receipts.....			1,159,471.58
Unemployment trust fund:			
Excess of receipts.....		5,000,000	1,292,109.99
Railroad Retirement account:			
Excess of receipts.....			2,525,212.23
Other trust accounts:			
Excess of receipts.....			24,094,119.13
Excess of expenditures.....	4,856,490	1,277,897	
Other funds and accounts:			
Excess of receipts.....	60,300,000		855,215,260.43
Excess of expenditures.....		94,846,782	
Total—Excess of receipts.....	55,443,510		884,286,173.36
Excess of expenditures.....		91,124,679	

^a Excess of charges (deduct).^b Excess of credits (deduct).¹ Shown under Federal old-age and survivors insurance trust fund.² Counter-entry receipts (deduct).

TABLE 23.—*General Fund balance and effect on the public debt of financing the deficit, as exhibited in the Budget for 1941*

	Estimated, 1941	Estimated, 1940	Actual, 1939
GENERAL FUND BALANCE			
Balance in General Fund at beginning of year:			
Working balance ¹	\$1,010,794,632.84	\$2,301,919,311.84	\$1,769,879,119.34
Seigniorage.....	586,306,220.68	536,306,220.68	446,038,793.66
Total General Fund balance.....	1,597,100,853.52	2,838,225,532.52	2,215,917,913.00
Increase (+) or decrease (–) in General Fund balance during year:			
Working balance:			
On general and special account.....		–1,150,000,000.00	–261,978,553.84
On trust account, etc.....	+5,443,510.00	–141,124,679.00	+794,018,746.34
Total increase (+) or decrease (–) in working balance.....	+5,443,510.00	–1,291,124,679.00	+532,040,192.50
Seigniorage.....	+50,000,000.00	+50,000,000.00	+90,267,427.02
Total increase (+) or decrease (–) in General Fund balance.....	+55,443,510.00	–1,241,124,679.00	+622,307,619.52
Balance in General Fund at end of year:			
Working balance.....	1,016,238,142.84	1,010,794,632.84	2,301,919,311.84
Seigniorage.....	636,306,220.68	536,306,220.68	536,306,220.68
Total General Fund balance.....	1,652,544,363.52	1,597,100,853.52	2,838,225,532.52
EFFECT ON THE PUBLIC DEBT OF FINANCING THE DEFICIT			
Public debt at beginning of year.....	43,222,346,052.11	40,439,532,411.11	37,164,740,315.45
Increase in public debt during year:			
To meet deficiency in revenues and receipts, general and special accounts.....	2,276,231,570.00	4,032,813,641.00	3,600,514,404.95
Less debt retirements included in deficit.....	100,000,000.00	100,000,000.00	58,246,450.00
New taxes.....	2,176,231,570.00	3,932,813,641.00	3,542,267,954.95
Increase in working balance (+) decrease (–) on general and special account.....	–460,000,000.00	–1,150,000,000.00	–261,978,553.84
Total increase in public debt during year.....	1,716,231,570.00	2,782,813,641.00	3,280,289,401.11
Decrease in public debt during year due to retirement of national bank notes, chargeable to working balance—other accounts.....			5,497,305.45
Net increase in public debt during year.....	1,716,231,570.00	2,782,813,641.00	3,274,792,095.66
Public debt at end of year.....	44,938,577,622.11	43,222,346,052.11	40,439,532,411.11

¹ Includes increment on gold.

TABLE 24.—Financial status of appropriations provided in the Emergency Relief Appropriation Acts of 1935, 1936, 1937, and 1938, as of June 30, 1939

Organization unit	Available funds	Obligations	Voucher payments (checks issued), fiscal years 1935 to 1939	Unliquidated obligations out- standing	Unobligated balances	
					Available for obligation ¹	Not available for obligation ²
LEGISLATIVE ESTABLISHMENTS						
Architect of the Capitol: Improvements to United States Court of Appeals Building.....	\$365, 539. 61	\$364, 697. 41	\$364, 697. 41			\$842. 20
Library of Congress: Construction of talking-book machines for blind.....	855, 382. 95	846, 529. 16	840, 335. 07	\$6, 194. 09	\$3, 530. 38	5, 323. 41
EXECUTIVE DEPARTMENTS						
Agriculture:						
Administrative expenses.....	14, 079, 667. 26	13, 734, 996. 19	13, 487, 179. 06	247, 817. 13	176, 696. 27	167, 974. 80
Agricultural Adjustment Administration.....	122, 003. 00	117, 445. 36	107, 422. 82	10, 022. 54	4, 557. 64	
Agricultural Economics.....	3, 006, 092. 46	2, 806, 542. 44	2, 727, 869. 87	78, 672. 57	47, 409. 42	152, 140. 60
Agricultural Engineering.....	11, 043. 22	11, 041. 48	11, 041. 48		1. 74	
Animal Industry.....	1, 651, 321. 96	1, 649, 702. 76	1, 649, 702. 76			1, 619. 20
Biological Survey.....	5, 173, 508. 58	5, 095, 683. 53	4, 964, 060. 82	131, 622. 71	19, 070. 33	58, 754. 72
Dairy Industry.....	2, 990. 11	2, 990. 11	2, 990. 11			
Entomology and Plant Quarantine.....	41, 513, 796. 44	40, 978, 937. 47	40, 566, 857. 08	412, 080. 39	187, 784. 16	347, 074. 81
Extension Service:						
Salvaging agricultural exhibits.....	4, 059. 46	4, 059. 46	4, 059. 46			
Wind-erosion control, statutory allocation ³	2, 000, 000. 00	2, 000, 000. 00	2, 000, 000. 00			
Forest Service.....	57, 929, 998. 00	57, 572, 249. 90	57, 040, 577. 38	531, 672. 52	196, 264. 63	161, 483. 47
Home Economics.....	2, 679, 290. 31	2, 632, 511. 40	2, 585, 787. 45	46, 723. 95	19, 029. 37	27, 749. 54
National Agricultural Research Center (Beltsville).....	1, 009, 200. 00	543, 800. 98	445, 891. 42	97, 909. 56	465, 399. 02	
Plant Industry.....	39, 770. 18	39, 770. 18	39, 770. 18			
Soil Conservation Service.....	37, 836, 853. 00	36, 732, 993. 83	35, 717, 535. 08	1, 015, 458. 75	927, 387. 96	176, 471. 21
Weather Bureau.....	18, 781. 23	18, 781. 23	18, 781. 23			
Public Roads, including grade-crossing elimination.....	406, 828, 601. 81	399, 204, 828. 14	379, 491, 979. 87	19, 712, 848. 27	7, 056, 176. 46	567, 597. 21
Statutory allocation ⁴	100, 000, 000. 00	100, 000, 000. 00	98, 892, 770. 43	1, 107, 229. 57		
Total Public Roads.....	506, 828, 601. 81	499, 204, 828. 14	478, 384, 750. 30	20, 820, 077. 84	7, 056, 176. 46	567, 597. 21
Farm Security Administration:						
Administration:						
General administrative expenses.....	87, 092, 059. 00	86, 970, 276. 36	86, 242, 488. 27	727, 788. 09	101, 167. 34	20, 615. 30
Expenses for educational project.....	35, 000. 00	33, 957. 28	32, 679. 33	1, 277. 95	1, 042. 72	
Expenses for loans and relief.....	17, 704, 886. 00	17, 461, 117. 12	15, 862, 762. 35	1, 598, 354. 77	243, 768. 88	
Expenses for relief, Indians.....	65, 000. 00	62, 146. 07	56, 825. 08	5, 320. 99	2, 853. 93	
Expenses for rural rehabilitation projects.....	705, 000. 00	682, 730. 81	610, 310. 56	72, 420. 25	22, 269. 19	

Rural rehabilitation, suburban projects, loans, and relief.....	554,148,403.04	552,797,851.52	543,384,994.35	9,412,857.17	656,828.62	693,722.90
Sanitation and conservation projects.....	54,035,112.72	53,774,671.79	53,553,869.66	220,802.13	-----	260,440.93
Total Farm Security Administration.....	713,785,460.76	711,782,750.95	699,743,929.60	12,038,821.35	1,027,930.68	974,779.13
Undistributed by programs ⁴	15,553,999.00	-----	-----	-----	15,553,999.00	-----
Total Department of Agriculture.....	1,403,246,436.78	1,374,929,085.41	1,339,498,206.10	35,430,879.31	25,681,706.68	2,635,644.69
Commerce:						
Administrative expenses.....	974,171.69	969,037.85	968,038.00	999.85	4,188.83	945.01
Census.....	10,780,420.60	10,774,232.59	10,770,264.50	3,968.09	-----	6,188.01
Fisheries.....	833,457.52	744,499.55	726,272.54	18,227.01	88,957.97	-----
Industrial Economics.....	99,967.91	99,967.91	99,967.91	-----	-----	-----
Lighthouses.....	19,029.22	19,029.22	19,029.22	-----	-----	-----
Standards.....	75,000.00	75,000.00	75,000.00	-----	-----	-----
Total Department of Commerce.....	12,782,046.94	12,681,767.12	12,658,572.17	23,194.95	93,146.80	7,133.02
Interior:						
Administrative expenses.....	4,524,130.00	4,323,167.25	4,287,287.86	35,879.39	98,888.61	102,074.14
Bituminous coal survey.....	70,516.93	70,516.93	70,516.93	-----	-----	-----
Geological Survey.....	108,693.64	108,693.64	108,693.64	-----	-----	-----
Indian Affairs.....	2,182,065.76	2,180,348.21	2,180,243.69	104.52	-----	1,717.55
National Park Service.....	39,632,912.37	38,281,829.62	36,720,298.14	1,561,531.48	562,239.64	788,843.11
Office of Education.....	3,213,231.26	3,141,600.75	3,120,298.55	21,302.20	32,157.48	39,473.03
Puerto Rico Reconstruction Administration: ⁵						
Administrative expenses ⁷	4,166,015.00	4,071,633.29	4,027,674.78	43,958.51	94,356.88	24.83
Direct relief for needy persons ⁸	200,000.00	179,931.82	153,054.87	26,876.95	20,068.18	-----
Work projects.....	53,251,266.42	51,640,053.08	49,842,963.98	1,797,089.10	1,570,753.06	40,460.28
Undistributed ⁹	61,427.82	-----	-----	-----	61,427.82	-----
Reclamation Service.....	66,652,000.00	65,365,965.85	64,288,001.00	1,077,964.85	1,286,034.15	-----
Saint Elizabeths Hospital.....	9,396.12	9,396.12	9,396.12	-----	-----	-----
Territories and Island Possessions:						
Alaska, highways, roads and streets.....	69,199.00	61,751.42	59,295.42	2,456.00	7,447.58	-----
Alaska, miscellaneous projects.....	129,852.60	101,353.52	98,232.06	3,121.46	9,538.37	18,960.71
Alaska Railroad.....	449,800.00	282,347.18	235,905.90	46,441.28	-----	167,452.82
Alaska Road Commission.....	1,134,930.16	1,119,446.52	1,119,446.52	-----	-----	15,483.64
Virgin Islands, various projects.....	1,404,557.54	1,360,286.96	1,318,203.64	42,083.32	28,575.97	15,694.61
United States Housing Authority:						
Housing ⁹	21,684,742.48	20,074,927.35	19,770,790.13	304,137.22	1,609,815.13	-----
Total Department of the Interior.....	198,944,737.10	192,373,249.51	187,410,303.23	4,962,946.28	5,381,302.87	1,190,184.72
Justice:						
Administrative expenses.....	4,227,939.00	3,788,486.65	3,653,644.43	134,842.22	448.16	439,004.19
Prisons.....	50,000.00	49,213.02	44,156.00	5,057.02	786.98	-----
Surveys.....	43,500.00	43,410.63	37,996.46	5,414.17	35.19	54.18
Total Department of Justice.....	4,321,439.00	3,881,110.30	3,735,796.89	145,313.41	1,270.33	439,058.37

Footnotes at end of table.

TABLE 24.—Financial status of appropriations provided in the Emergency Relief Appropriation Acts of 1935, 1936, 1937, and 1938, as of June 30, 1939—Continued

Organization unit	Available funds	Obligations	Voucher payments (checks issued), fiscal years 1935 to 1939	Unliquidated obligations out- standing	Unobligated balances	
					Available for obligation ¹	Not available for obligation ²
EXECUTIVE DEPARTMENTS—Continued						
Labor:						
Administrative expenses.....	\$566,091.09	\$559,686.24	\$557,760.49	\$1,925.75	\$491.54	\$5,913.31
Consumers' goods survey.....	173,850.00	172,119.63	169,773.84	2,345.79	-----	1,730.37
Immigration and Naturalization.....	175,527.93	175,527.93	175,527.93	-----	-----	-----
Labor Statistics.....	2,818,414.00	2,692,564.22	2,624,803.11	67,761.11	68,094.90	57,754.88
United States Employment Service.....	33,955,001.00	31,976,450.30	31,946,141.90	30,308.40	-----	1,978,550.70
Total Department of Labor.....	37,688,884.02	35,576,348.32	35,474,007.27	102,341.05	68,586.44	2,043,949.26
Navy:						
Administrative expenses.....	1,702,295.14	1,671,362.82	1,534,541.63	136,821.19	12,538.00	18,394.32
Yards and Docks.....	61,380,521.47	60,581,457.27	60,024,514.36	556,942.91	214,866.58	584,197.62
Total Navy Department.....	63,082,816.61	62,252,820.09	61,559,055.99	693,764.10	227,404.58	602,591.94
State:						
Administrative expenses.....	4,919.82	4,919.82	4,919.82	-----	-----	-----
International Boundary Commission.....	147,344.26	147,344.26	147,344.26	-----	-----	-----
Total State Department.....	152,264.08	152,264.08	152,264.08	-----	-----	-----
Treasury:						
Administrative expenses.....	92,289,555.94	90,667,630.95	89,733,387.52	934,243.43	7,121.59	1,614,803.40
Coast Guard.....	5,141,998.53	5,084,913.01	5,058,467.50	26,445.51	53,643.77	3,441.75
Internal revenue tax survey.....	11,660,495.20	11,265,859.19	11,162,084.38	103,774.81	58,727.27	335,908.74
Procurement Division:						
Decoration of Federal buildings.....	758,407.48	758,401.79	758,191.05	210.74	5.69	-----
Work Relief Supply Funds.....	3,120,000.00	1,277,101.92	1,277,101.92	-----	1,738,157.32	104,740.76
Reimbursable from projects.....	-----	-1,277,101.92	-----	-1,277,101.92	1,261,842.68	15,259.24
Total Procurement Division.....	3,878,407.48	758,401.79	¹⁰ 2,035,292.97	¹⁰ -1,276,891.18	3,000,005.69	120,000.00
Public Health Service.....	6,726,190.03	6,682,639.76	6,384,918.54	297,721.22	32,103.83	11,446.44
Total Treasury Department.....	119,696,647.18	114,459,444.70	¹⁰ 114,374,150.91	¹⁰ 85,293.79	3,151,602.15	2,085,600.33

War:						
Administrative expenses.....	3,188,856.12	3,138,286.51	2,991,330.29	146,956.22	26,302.48	24,267.13
Corps of Engineers.....	166,593,759.11	164,180,338.68	161,802,078.15	2,378,260.53	704,831.25	1,708,589.18
Medical care of employees, including administrative expenses.....	10,997.50	10,997.50	10,997.50	-----	-----	-----
Office of Chief of Staff, work relief projects.....	3,193,255.01	3,191,149.33	3,184,279.72	6,869.61	-----	2,105.68
Quartermaster Corps.....	79,092,848.69	75,630,734.59	75,086,301.07	544,433.52	996,157.79	2,465,956.31
Total War Department.....	252,079,716.43	246,151,506.61	243,074,986.73	3,076,519.83	1,727,291.52	4,200,918.30
Water conservation and utility projects ¹¹	5,000,000.00	-----	-----	-----	5,000,000.00	-----
INDEPENDENT ESTABLISHMENTS						
Advisory Committee on Allotments:						
Administrative expenses.....	17,127.42	17,127.42	17,127.42	-----	-----	-----
Alley Dwelling Authority:						
Low-cost housing, alley improvements.....	365,496.80	365,496.80	365,496.80	-----	-----	-----
Census of Partial Employment, Unemployment, and Occupations:						
Administrative expenses.....	1,895,000.00	1,893,818.77	1,862,317.54	31,501.23	-----	1,181.23
Civil Aeronautics Authority:						
Administrative expenses ¹²	318,539.74	281,857.57	232,042.90	49,814.67	-----	36,682.17
Civil Service Commission:						
Administrative expenses.....	119,536.14	119,530.09	119,530.09	-----	-----	6.05
Civilian Conservation Corps:						
Administrative expenses.....	186,979.46	186,979.46	186,979.46	-----	-----	-----
Acquisition of land.....	982,570.51	982,553.56	981,953.56	600.00	-----	16.95
Civilian Conservation Corps camps, including administrative expenses.....	580,177,830.84	580,177,830.84	579,205,202.23	972,628.61	-----	3,382.02
Forest Service, miscellaneous projects.....	900,000.00	896,617.98	896,617.98	-----	-----	8,557.16
Indian Service.....	11,371,699.45	11,363,142.29	11,357,896.63	5,245.66	-----	-----
Total Civilian Conservation Corps.....	593,619,080.26	593,607,124.13	592,623,649.86	978,474.27	-----	11,956.13
Coordinator for Industrial Cooperation:						
Administrative expenses.....	176,150.00	175,169.47	174,373.88	795.59	-----	980.53
Employees' Compensation Commission:						
Injury compensation fund, including administrative expenses.....	39,425,000.00	21,544,638.94	21,531,787.47	12,851.47	17,880,361.06	-----
Farm Credit Administration:						
Emergency crop loans.....	16,884,200.31	16,883,807.48	16,883,807.48	-----	-----	392.83
Federal Emergency Relief Administration:						
Grants to States, including administrative expenses.....	934,272,779.36	934,211,414.76	934,170,513.46	40,901.30	-----	61,364.60
General Accounting Office:						
Administrative expenses.....	15,330,000.00	15,231,069.20	15,230,708.99	360.21	-----	98,930.80

Footnotes at end of table.

TABLE 24.—Financial status of appropriations provided in the Emergency Relief Appropriation Acts of 1935, 1936, 1937, and 1938, as of June 30, 1939—Continued

Organization unit	Available funds	Obligations	Voucher payments (checks issued), fiscal years 1935 to 1939	Unliquidated obligations out- standing	Unobligated balances	
					Available for obligation ¹	Not available for obligation ²
INDEPENDENT ESTABLISHMENTS—Continued						
National Emergency Council:						
Administrative expenses.....	\$4,208,158.00	\$4,075,970.61	\$4,039,940.18	\$36,030.43		\$132,187.39
Study of executive agencies.....	87,883.63	87,883.63	87,883.63			
Total National Emergency Council.....	4,296,041.63	4,163,854.24	4,127,823.81	36,030.43		132,187.39
National Resources Committee:						
Administrative expenses.....	3,373,241.81	3,193,723.25	3,055,919.76	137,803.49		179,518.56
Preparation of public property data.....	40,000.00	12,569.93	9,552.76	3,017.17	\$27,430.07	
Total National Resources Committee.....	3,413,241.81	3,206,293.18	3,065,472.52	140,820.66	27,430.07	179,518.56
Prison Industries Reorganization Administration:						
Administrative expenses.....	353,041.00	346,872.70	346,220.57	652.13		6,168.30
Public Works Administration:						
Housing.....	82,854,953.48	82,854,953.48	82,854,953.48			
Loans and grants to States, etc.....	313,339,437.74	312,893,823.02	298,134,426.41	14,759,396.61	445,614.72	
Total Public Works Administration.....	396,194,391.22	395,748,776.50	380,989,379.89	14,759,396.61	445,614.72	
Rural Electrification Administration:						
Administrative expenses.....	955,332.50	955,059.01	955,047.51	11.50	.35	273.14
Loans to private corporations, etc.....	11,946,742.00	11,644,742.00	11,471,863.23	172,878.77		302,000.00
Loans to States, etc.....	2,528,386.00	2,528,386.00	2,482,645.21	45,740.79		
Construction of electric distribution systems.....	95,735.00	58,861.19	58,861.19		14.15	36,859.66
Preparation of strip maps.....	125,828.00	125,127.71	116,406.52	8,721.19	700.29	
Total Rural Electrification Administration.....	15,652,023.50	15,312,175.91	15,084,823.66	227,352.25	714.79	339,132.80
Veterans' Administration:						
Administrative expenses.....	42,433.82	39,551.22	37,734.73	1,816.49	2,882.60	
Construction and improvement of buildings.....	2,669,051.12	2,155,418.66	2,129,586.97	25,231.69	59,715.55	453,916.91
Highways, roads, and streets.....	191,617.00	70,313.56	68,595.86	1,717.70		121,303.44
Total Veterans' Administration.....	2,903,101.94	2,265,283.44	2,235,917.56	29,365.88	62,598.15	575,220.35

Works Progress Administration: ¹⁵						
Work programs ¹⁴	6,508,539,019.03	6,494,280,892.55	6,392,219,266.31	102,061,626.24	11,705,652.18	2,552,474.30
Administrative expenses (W. P. A. and N. Y. A.) ¹⁵	272,498,393.93	271,932,918.01	268,616,155.49	3,316,762.52	265,108.39	300,367.53
Land utilization and rural rehabilitation ¹⁶	27,887,738.27	27,821,717.18	27,785,042.01	36,675.17		66,021.09
Undistributed by programs ⁵	8,302,554.12				8,185,885.28	116,668.84
Total Works Progress Administration	6,817,227,705.35	¹⁷ 6,794,035,527.74	6,688,620,463.81	¹⁷ 105,415,063.93	20,156,645.85	3,035,531.76
National Youth Administration:						
Student aid	92,277,159.56	92,189,944.43	91,902,336.51	287,607.92	43,379.11	43,836.02
Work projects	138,407,526.44	138,012,966.52	135,555,472.56	2,457,493.96	311,006.75	83,553.17
Undistributed by programs ⁶	68,380.45				65,695.42	2,685.03
Total National Youth Administration (exclusive of administrative expenses)	230,753,066.45	230,202,910.95	227,457,809.07	2,745,101.88	420,081.28	130,074.22
Total Works Progress Administration and National Youth Administration	7,047,980,771.80	7,024,238,438.69	6,916,078,272.88	108,160,165.81	20,576,727.13	3,165,605.98
Total allocations	11,171,431,433.63	11,073,281,572.00	10,904,286,642.63	168,994,929.37	80,329,287.67	17,820,573.96
Unallocated	4,844,359.47					² 4,844,359.47
Grand total	¹⁸ 11,176,275,793.10	11,073,281,572.00	10,904,286,642.63	168,994,929.37	80,329,287.67	22,664,933.43

APPROPRIATION ACCOUNT

	1935 act April 8, 1935	1936 act June 22, 1936, and February 9, 1937	1937 act June 29, 1937, and March 2, 1938	1938 act June 21, 1938, February 4, 1939, and April 13, 1939	Total
Available funds:					
Credits:					
Specific appropriations	\$4,000,000,000.00	\$2,214,000,000.00	\$1,750,000,000.00	\$2,537,905,000.00	\$10,501,905,000.00
Unexpended balances transferred:					
From Reconstruction Finance Corporation	500,000,000.00				500,000,000.00
From funds provided in the Emergency Appropriation Act, fiscal year 1935, approved June 19, 1934:					
From funds to meet the emergency and necessity for relief in stricken agricultural areas	39,124,759.65		1,240,000.00		40,364,759.65
From funds for emergency relief and public work	47,704,412.27		2,630,000.00		50,334,412.27
From appropriation for national industrial recovery, contained in the Fourth Deficiency Act, fiscal year 1933	84,769,354.29		6,202,961.75		90,972,316.04
From appropriation for emergency relief and civil works, contained in the act approved February 15, 1934	7,431,542.23		270,000.00		7,701,542.23
From remainder of the unobligated moneys for public works referred to in section 4 of the act approved March 31, 1933	21,527,113.76				21,527,113.76

Footnotes at end of table.

TABLE 24.—Financial status of appropriations provided in the Emergency Relief Appropriation Acts of 1935, 1936, 1937, and 1938, as of June 30, 1939—Continued

APPROPRIATION ACCOUNT—Continued

	1935 act April 8, 1935	1936 act June 22, 1936, and February 9, 1937	1937 act June 29, 1937, and March 2, 1938	1938 act June 21, 1938, February 4, 1939, and April 13, 1939	Total
Available funds—Continued.					
Credits—Continued.					
Unexpended balances transferred—Continued.					
From funds established pursuant to section 15 (f) of the Agricultural Adjustment Act of May 12, 1933, amended May 9, 1934.	\$12,921,502.64				\$12,921,502.64
From appropriation for United States Employees' Compensation Commission, fiscal year 1939, Public Resolution No. 7, 76th Congress, April 1, 1939.				\$2,000,000.00	2,000,000.00
From appropriation for the General Accounting Office, fiscal year 1939, Public No. 61, 76th Congress, May 2, 1939.				150,000.00	150,000.00
From appropriation for the Puerto Rico Reconstruction Administration, fiscal year 1939, Public No. 61, 76th Congress, May 2, 1939.				1,000,000.00	1,000,000.00
Total amount made available by Congress.	4,713,478,684.84	\$2,214,000,000.00	\$1,760,342,961.75	2,541,055,000.00	11,228,876,646.59
Transfers from the Emergency Relief Appropriation Act of 1935.		139,500,000.00	34,977,660.97		174,477,660.97
Transfers from the Emergency Relief Appropriation Act of 1936.			114,732,182.18		114,732,182.18
Transfers from the Emergency Relief Appropriation Act of 1937.				58,062,612.40	58,062,612.40
Employees' compensation funds established under the Emergency Relief Appropriation Acts of 1935, 1936, and 1937 merged into one account, of which \$2,936,546 was made available for fiscal year 1939, Independent Offices Appropriation Act, 1939.	20,687,074.66				20,687,074.66
Total.	4,734,165,759.50	2,353,500,000.00	1,910,052,804.90	2,599,117,612.40	11,596,836,176.80
Charges:					
Transfers to the Emergency Relief Appropriation Act of 1936.	-139,500,000.00				-139,500,000.00
Transfers to the Emergency Relief Appropriation Act of 1937.	-34,977,660.97	-114,732,182.18			-149,709,843.15
Transfers to the Emergency Relief Appropriation Act of 1938.			-58,062,612.40		-58,062,612.40
Transfer to regular appropriation of War Department, Corps of Engineers, act of July 19, 1937.			-7,500,000.00		-7,500,000.00
Transfer to regular appropriation of War Department, Corps of Engineers, act of June 11, 1938.			-24,000,000.00		-24,000,000.00
Transfer to regular appropriation Interior Department, Second Deficiency Appropriation Act, fiscal year 1938.	-3,100,000.00				-3,100,000.00
Transfer to regular appropriation War Department, War Department Civil Appropriation Act, 1939.				-18,000,000.00	-18,000,000.00

Employees' compensation funds established under the Emergency Relief Appropriation Acts of 1935, 1936, and 1937 merged into one account, of which \$2,936,546 was made available for fiscal year 1939, Independent Offices Appropriation Act, 1939.....	-2,940,322.53	-6,200,000.00	-11,537,752.13		-20,687,074.66
Transferred to surplus fund.....	-853.49				-853.49
Net amount to be accounted for.....	4,553,637,922.51	2,232,567,817.82	1,808,952,440.37	2,581,117,612.40	11,176,275,793.10
Expenditures (checks issued).....	4,482,330,892.76	2,226,601,626.25	1,789,418,515.01	2,405,935,608.61	10,904,286,642.63
Unexpended balances.....	71,307,029.75	5,966,191.57	19,533,925.36	175,182,003.79	271,989,150.47
Analysis of unexpended balances:					
Unallocated.....	¹⁹ 895,278.95	¹⁹ 1,150,201.29	²⁰ 2,798,879.23		4,844,359.47
Unobligated allocations:					
Available for obligation.....	28,662,474.31		789,184.66	50,877,628.70	80,329,287.67
Not available for obligation.....	²¹ 1,862,220.52	²¹ 3,395,543.02	²⁰ 9,563,095.70	²⁰ 2,999,714.72	17,820,573.96
Total unobligated balances.....	31,419,973.78	4,545,744.31	13,151,159.59	53,877,343.42	102,994,221.10
Unliquidated obligations.....	²¹ 39,887,055.97	²¹ 1,420,447.26	6,382,765.77	121,304,660.37	168,994,929.37
Total unexpended balances.....	71,307,029.75	5,966,191.57	19,533,925.36	175,182,003.79	271,989,150.47

¹ This column includes unobligated balances under 1935, 1936, and 1937 acts, the availability of which has been extended by Congress beyond June 30, 1939; the unobligated balances under the 1938 act of funds for Federal construction projects which are available to the bureaus to which allocated; and unobligated balances of funds allocated for other projects which are available for transfer to the departments from which allocated, for allocation under the 1939 act.

² Balances shown in this column are not available for allocation or obligation. Funds no longer available for expenditure are, in accordance with existing law, carried to the surplus fund of the Treasury as of June 30, 1939. Balances which are not carried to surplus are available for adjustment in obligations which were incurred prior to expiration of the appropriations.

³ Statutory allocation for wind-erosion control, act of February 29, 1936, Seventy-fourth Congress.

⁴ Statutory allocation for public highways under Department of Agriculture Appropriation Act of 1936.

⁵ Appropriated but not as yet distributed to specific programs by the administrative agency.

⁶ Exclusive of Puerto Rico revolving fund receipts and expenditures, of which the unexpended receipts amount to \$1,021,006.03.

⁷ Does not include \$404,745 allotted from allocation to the Department of the Interior for administrative expenses, of which amount \$403,912.04 has been obligated and \$403,746.38 expended.

⁸ For relief for needy persons authorized under section 1 of the Emergency Relief Appropriation Act of 1938.

⁹ From funds originally allocated to Public Works Administration.

¹⁰ Includes net payments made from work relief supply fund amounting to \$1,277,101.92 not yet reimbursed by governmental agencies for which purchases were made, less unliquidated obligations.

¹¹ \$5,000,000 of the funds made available by section 1 (1) of the Emergency Relief Appropriation Act of 1938 to be allocated by the President under the provisions of the Second Deficiency Appropriation Act, fiscal year 1938.

¹² Transferred from the Department of Commerce allocations as provided in the act of June 23, 1938.

¹³ Does not include various transfers of 1938 act funds to other Federal agencies.

¹⁴ Includes \$3,636,561 made available for working funds.

¹⁵ Includes \$143,750 made available for working funds.

¹⁶ Administered by Farm Security Administration.

¹⁷ Includes unpaid obligations for personal services rendered by project workers carried on pay rolls for pay periods ending in the month of June.

¹⁸ For sources of funds available see: "Appropriation Account" on p. 427.

¹⁹ To be carried to the surplus fund of the Treasury as of June 30, 1939, in accordance with the requirements of law.

²⁰ These funds are not available for allocation or obligation. However, such balances are subject to adjustment for obligations which were incurred prior to expiration of the appropriations.

²¹ Includes balances to be carried to the surplus fund of the Treasury as of June 30, 1939, in accordance with the requirements of law.

TABLE 25.—Status of funds allocated to the Treasury Department under the Emergency Relief Appropriation Acts as of June 30, 1939

Description	Allocations (warrants issued)	Obligations	Expenditures (checks issued)			
			Total	Fiscal years 1935, 1936, and 1937	Fiscal year 1938	Fiscal year 1939
Administrative expenses:						
1935 act.....	\$26,628,626.94	\$26,616,222.70	\$26,615,129.58	\$26,571,422.06	\$43,443.41	\$264.11
1936 act.....	30,750,000.00	30,462,969.59	30,449,607.03	24,475,429.71	5,965,631.23	8,546.09
1937 act.....	16,800,000.00	16,100,476.79	16,086,516.56		15,072,016.82	1,014,499.74
1938 act (appropriated funds).....	18,050,000.00	17,434,154.46	16,538,942.24			16,538,942.24
1938 act (allocated from WPA funds).....	60,929.00	53,807.41	43,192.11			43,192.11
Total administrative expenses.....	92,289,555.94	90,667,630.95	89,733,387.52	51,046,851.77	21,081,091.46	17,605,444.29
Coast Guard:						
1935 act.....	4,811,841.68	4,808,399.93	4,791,534.03	4,185,721.45	581,221.13	24,591.45
1938 act (allocated from WPA funds).....	330,156.85	276,513.08	266,933.47			266,933.47
Total Coast Guard.....	5,141,998.53	5,084,913.01	5,058,467.50	4,185,721.45	581,221.13	291,524.92
Internal revenue tax survey:¹						
1935 act.....	4,429,285.00	4,396,345.01	4,396,316.10	4,391,283.36	4,909.57	123.17
1936 act.....	4,165,999.20	3,907,106.30	3,907,077.87	3,828,247.52	87,463.24	² 8,652.89
1937 act.....	1,425,309.00	1,381,233.15	1,380,887.84		1,355,562.98	25,324.86
1938 act (allocated from WPA funds).....	1,639,902.00	1,581,174.73	1,477,802.57			1,477,802.57
Total internal revenue tax survey.....	11,660,495.20	11,265,859.19	11,162,084.38	8,219,530.88	1,447,935.79	1,494,617.71
Procurement Division:						
Decoration of Federal buildings:						
1935 act.....	664,867.53	664,867.53	664,867.53	646,753.80	17,765.70	348.03
1937 act.....	85,539.95	85,539.95	85,539.95		79,620.62	5,919.33
1938 act (allocated from WPA funds).....	8,000.00	7,994.31	7,783.57			7,783.57
Work relief supply fund—1935 act.....	20,000.00	1,720.42	1,720.42	956,871.34	² 936,034.37	² 19,116.55
Reimbursable from projects—1935 act.....		² 1,720.42				
Work relief supply fund, 1938—1937 act.....	100,000.00	13,538.82	13,538.82		843,627.57	² 850,088.75
Reimbursable from projects—1937 act.....		² 13,538.82				
Work relief supply fund¹—1938 act (appropriated funds).....	3,000,000.00	1,261,842.68	1,261,842.68			1,261,842.68
Reimbursable from projects—1938 act.....		² 1,261,842.68				
Total Procurement Division.....	3,878,407.48	758,401.79	1,203,529.97	1,603,625.14	4,979.52	420,688.31

Public Health Service:						
Grants for services in flood areas—1936 act.....	875,044.73	875,044.73	875,044.73	414,309.50	460,735.23	-----
Health surveys:						
1935 act.....	2,719,453.64	2,719,451.03	2,719,296.36	2,699,723.38	19,483.97	89.01
1936 act.....	1,270,036.02	1,261,014.67	1,260,655.34	1,194,646.30	65,696.78	312.26
1937 act.....	316,713.00	314,696.13	314,696.13	-----	301,071.89	13,624.24
1938 act (allocated from WPA funds).....	179,432.00	179,182.18	179,182.18	-----	-----	179,182.18
Hot Springs Transient Medical Center Infirmary—1935 act.....	153,845.64	153,440.03	153,398.65	-----	117,304.04	36,094.61
Injury and sanitation service—1938 act (appropriated funds) ¹	1,211,665.00	1,179,810.99	882,645.15	-----	-----	882,645.15
Total Public Health Service.....	6,726,190.03	6,682,639.76	6,384,918.54	4,308,679.18	964,291.91	1,111,947.45
Grand total.....	119,696,647.18	114,459,444.70	114,374,150.91	69,364,408.42	24,079,519.81	20,930,222.68

¹ Comprises projects administered by the Bureau of Internal Revenue, Division of Research and Statistics, and Division of Tax Research. Under the 1938 act, allocations include \$1,005,292 for the Bureau of Internal Revenue and \$634,610 for the Division of Tax Research.

² Excess of credits (deduct).

³ Established in the nature of a revolving fund in accordance with section 17 of the Emergency Relief Appropriation Act of 1938.

⁴ Includes net payments made from work relief supply fund amounting to \$1,277,101.92 not yet reimbursed by governmental agencies for which purchases were made, less unliquidated obligations of the Procurement Division.

⁵ Includes \$711,665 for medical, surgical, and hospital services to injured emergency relief workers and \$500,000 for expenses in furnishing technical supervision for community sanitation, malaria control drainage, and mine-sealing projects of the Works Progress Administration.

PUBLIC DEBT

Public debt outstanding

TABLE 26.—Public debt outstanding June 30, 1939, by issues

[On basis of daily Treasury statements (revised), see p. 311]

Detail	Amount issued	Amount retired	Amount outstanding
INTEREST-BEARING DEBT			
Bonds:			
3% Panama Canal loan of 1961.....	\$50,000,000.00	\$200,000.00	\$49,800,000.00
3% conversion bonds of 1946-47.....	28,894,500.00		28,894,500.00
2½% postal savings bonds (17th to 49th series).....	117,778,980.00	2,820.00	117,776,160.00
			\$196,470,660.00
Treasury bonds:			
4¼% bonds of 1947-52.....	763,962,300.00	5,016,500.00	758,945,800.00
4% bonds of 1944-54.....	1,047,088,500.00	10,395,600.00	1,036,692,900.00
3¾% bonds of 1946-56.....	494,898,100.00	5,818,000.00	489,080,100.00
3¾% bonds of 1943-47.....	494,854,750.00	40,719,550.00	454,135,200.00
3¾% bonds of 1940-43.....	359,042,950.00	6,049,500.00	352,993,450.00
3¾% bonds of 1941-43.....	594,230,050.00	49,360,000.00	544,870,050.00
3½% bonds of 1946-49.....	821,406,000.00	2,779,000.00	818,627,000.00
3% bonds of 1951-55.....	800,424,000.00	44,992,000.00	755,432,000.00
3¼% bonds of 1941.....	835,043,100.00	589,900.00	834,453,200.00
3¼% bonds of 1943-45.....	1,401,138,500.00	610,250.00	1,400,528,250.00
3¼% bonds of 1944-46.....	1,518,858,800.00	121,150.00	1,518,737,650.00
3% bonds of 1946-48.....	1,035,885,050.00	10,650.00	1,035,874,400.00
3½% bonds of 1949-52.....	491,377,100.00	2,000.00	491,375,100.00
2½% bonds of 1955-60.....	2,611,156,200.00	62,550.00	2,611,093,650.00
2¾% bonds of 1945-47.....	1,214,453,900.00	24,950.00	1,214,428,950.00
2¾% bonds of 1948-51.....	1,223,496,850.00	1,000.00	1,223,495,850.00
2¾% bonds of 1951-54.....	1,626,688,150.00	1,000.00	1,626,687,150.00
2¾% bonds of 1956-59.....	981,848,050.00	21,000.00	981,827,050.00
2½% bonds of 1949-53.....	1,786,504,050.00	363,400.00	1,786,140,650.00
2½% bonds of 1945.....	540,843,550.00		540,843,550.00
2½% bonds of 1948.....	450,978,400.00		450,978,400.00
2¾% bonds of 1958-63.....	918,780,600.00		918,780,600.00
2½% bonds of 1950-52.....	1,185,841,700.00		1,185,841,700.00
2¾% bonds of 1960-65.....	1,485,385,100.00		1,485,385,100.00
2% bonds of 1947.....	701,074,900.00		701,074,900.00
			25,218,322,650.00
United States savings bonds:¹			
Series A-1935.....	219,306,553.50	41,977,434.00	177,329,119.50
Series B-1936.....	389,388,748.00	63,984,459.50	325,404,288.50
Series C-1937.....	484,346,836.00	58,541,660.75	425,805,175.25

Series C-1938.....	544,315,996.13	28,984,174.25	515,331,821.88	
Series D-1939.....	336,593,475.00	3,560,043.75	333,033,431.25	
Unclassified sales.....	97,120,040.72		97,120,040.72	
3% adjusted service bonds of 1945.....	1,828,653,700.00	1,545,759,050.00	282,894,650.00	1,874,023,877.10
4½% adjusted service bonds (Government life insurance fund series 1946).....	500,157,956.40		500,157,956.40	783,052,606.40
Treasury notes:				
1½% series B-1939.....	526,233,000.00	500.00	\$526,232,500.00	
1½% series D-1939.....	426,554,600.00	415,519,500.00	11,035,100.00	
1½% series A-1940.....	1,378,364,200.00		1,378,364,200.00	
1½% series B-1940.....	738,428,400.00		738,428,400.00	
1½% series C-1940.....	737,161,600.00		737,161,600.00	
1½% series A-1941.....	676,707,600.00		676,707,600.00	
1½% series B-1941.....	503,877,500.00		503,877,500.00	
1½% series C-1941.....	204,425,400.00		204,425,400.00	
1½% series A-1942.....	426,349,500.00		426,349,500.00	
2% series B-1942.....	342,143,300.00		342,143,300.00	
1½% series C-1942.....	232,375,200.00		232,375,200.00	
1½% series A-1943.....	629,116,900.00		629,116,900.00	
1½% series B-1943.....	420,973,000.00		420,973,000.00	
¾% series A-1944.....	415,519,500.00		415,519,500.00	
3% old-age reserve account series 1941 to 1944.....	1,177,200,000.00		7,242,709,700.00	
3% railroad retirement account series 1942 and 1943.....	92,200,000.00	25,000,000.00	1,177,200,000.00	
4% civil service retirement fund series 1940 to 1944.....	465,400,000.00		67,200,000.00	
4% foreign service retirement fund series 1940 to 1944.....	3,528,000.00		465,400,000.00	
4% Canal Zone retirement fund series 1940 to 1944.....	4,321,000.00	375,000.00	3,528,000.00	
4% Alaska Railroad retirement fund series 1941 to 1944.....	563,000.00		3,946,000.00	
2% Postal Savings System series maturing June 30, 1940, 1942 and 1943.....	151,000,000.00	23,000,000.00	563,000.00	
2% Government life insurance fund series 1943 and 1944.....	42,759,000.00	6,400,000.00	128,000,000.00	
2% Federal Deposit Insurance Corporation series maturing Dec. 1, 1939, 1942, and 1943.....	155,000,000.00	54,000,000.00	36,359,000.00	
Certificates of indebtedness, special:			101,000,000.00	9,225,905,700.00
4% adjusted service certificate fund series 1940.....	23,000,000.00	3,500,000.00	19,500,000.00	
2½% unemployment trust fund series 1940.....	1,267,000,000.00		1,267,000,000.00	1,286,500,000.00
Treasury bills (maturity value), series maturing—				
July 5, 1939.....	100,287,000.00		100,287,000.00	
July 12, 1939.....	100,167,000.00		100,167,000.00	
July 19, 1939.....	100,444,000.00		100,444,000.00	
July 26, 1939.....	100,205,000.00		100,205,000.00	
Aug. 2, 1939.....	100,384,000.00		100,384,000.00	
Aug. 9, 1939.....	101,918,000.00		101,918,000.00	
Aug. 16, 1939.....	100,341,000.00		100,341,000.00	
Aug. 23, 1939.....	101,001,000.00		101,001,000.00	

Footnotes at end of table.

TABLE 26.—Public debt outstanding June 30, 1939, by issues—Continued

Detail	Amount issued	Amount retired		Amount outstanding	
INTEREST-BEARING DEBT—Continued					
Treasury bills (maturity value), series maturing—Continued.					
Aug. 30, 1939	\$100,521,000.00			\$100,521,000.00	
Sept. 6, 1939	100,912,000.00			100,912,000.00	
Sept. 13, 1939	100,342,000.00			100,342,000.00	
Sept. 20, 1939	100,938,000.00			100,938,000.00	
Sept. 27, 1939	100,109,000.00			100,109,000.00	
Total interest-bearing debt outstanding					\$1,307,569,000.00
MATURED DEBT ON WHICH INTEREST HAS CEASED (PAYABLE ON PRESENTATION)					
Old debt matured, issued prior to April 1, 1917 ²				3,896,790.26	
2½% postal saving bonds				37,800.00	
3½, 4, and 4½% First Liberty loan of 1932-47				12,439,000.00	
4 and 4½% Second Liberty loan of 1927-42				1,259,600.00	
4½% Third Liberty loan of 1928				1,987,300.00	
4½% Fourth Liberty loan of 1933-38				17,884,950.00	
3½ and 4¾% Victory notes of 1922-23				614,500.00	
Treasury notes, at various interest rates				24,660,350.00	
Certificates of indebtedness, at various interest rates				4,344,800.00	
Treasury bills				74,945,000.00	
Treasury savings certificates				223,200.00	
Total outstanding matured debt on which interest has ceased					142,293,290.26
DEBT BEARING NO INTEREST (PAYABLE ON PRESENTATION)					
Obligations required to be reissued when redeemed:					
United States notes			\$346,681,016.00		
Less gold reserve			156,039,430.93		
				190,641,585.07	
Obligations that will be retired on presentation:					
Old demand notes				53,012.50	
National bank notes and Federal Reserve bank notes assumed by the United States on deposit of lawful money for their retirement				215,365,126.50	
Fractional currency				1,978,715.78	
Thrift and Treasury savings stamps, unclassified sales, etc.				3,241,094.49	
Total outstanding debt bearing no interest					411,279,534.34
Total gross debt ³					40,445,417,318.10

Matured interest obligations, etc.:					
Matured interest obligations outstanding.....				59,004,589.85	
Discount accrued on Treasury (war) savings certificates, matured series.....				3,455,730.00	
Settlement warrant checks outstanding.....				658,161.89	
Disbursing officers' checks outstanding, and balances in certain checking accounts of governmental agencies.....				748,334,567.57	811,453,049.31
					41,256,870,367.41
Balance held by the Treasurer of the United States as per daily Treasury statement for June 30, 1939.....				2,838,225,532.52	
Deduct net excess of disbursements over receipts in reports subse- quently received.....				21,276,810.89	2,816,948,721.63
					38,439,921,645.78
Net debt, including matured interest obligations, etc. ⁴					

¹ Amounts issued and retired include accrued discount, and amounts outstanding are stated at current redemption value.

² For detailed information and amounts outstanding June 30, 1929, see table 24 in annual report for 1929, p. 456. For amounts retired subsequent to 1929, see table 36, p. 466 of this report and corresponding tables in reports for 1930 to 1938.

³ The total gross debt June 30, 1939, on the basis of daily Treasury statement was \$40,439,532,411.11. and the net amount of public debt redemptions and receipts in transit, etc., was \$5,884,906.99.

⁴ No deduction is made on account of obligations of foreign governments or other investments.

TABLE 27.—Description of the public debt issues outstanding June 30, 1939

[On basis of daily Treasury statements (revised), see p. 311]

Title and authorizing act	Date of loan	When redeemable or payable	Rate of interest ¹	Interest payment date	Average price received	Amount authorized	Amount issued	Amount outstanding
INTEREST-BEARING DEBT								
PANAMA CANAL LOAN ⁶								
Acts of Aug. 5, 1909 (36 Stat. 117); Feb. 4, 1910 (36 Stat. 192); and Mar. 2, 1911 (36 Stat. 1013).	June 1, 1911.....	On June 1, 1961.....	Percent 3	Mar., June, Sept., and Dec. 1.	\$102.582.....	\$290,569,000.00	\$50,000,000.00	\$49,800,000.00
CONVERSION BONDS ⁶								
Act of Dec. 23, 1913 (38 Stat. 269).	Jan. 1, 1916 and 1917.	30 years from issue.....	3	Jan., Apr., July, and Oct. 1.	Exchange at par.....		28,894,500.00	28,894,500.00
POSTAL SAVINGS BONDS ⁶								
Act of June 25, 1910 (36 Stat. 817).	Jan. 1, July 1, 1919-1935.	On and after one year; 20 years from issue.	2½	Jan. and July 1....	Par.....	Indefinite.....	117,778,980.00	117,776,160.00
TREASURY BONDS ⁷								
Act of Sept. 24, 1917 (40 Stat. 288), as amended:								
4¼% bonds of 1947-52.	Oct. 16, 1922.....	On and after Oct. 15, 1947; on Oct. 15, 1952.	4¼	Apr. and Oct. 15..	{ Par..... Exchange at par..		{ 511,864,000.00 252,098,300.00	758,945,800.00
4% bonds of 1944-54..	Dec. 15, 1924.....	On and after Dec. 15, 1944; on Dec. 15, 1954.	4	June and Dec. 15..	{ Par..... Exchange at par..		{ 224,513,500.00 532,420,300.00	
3¾% bonds of 1946-56.	Mar. 15, 1926.....	On and after Mar. 15, 1946; on Mar. 15, 1956.	3¾	Mar. and Sept. 15.	{ \$100.50..... \$100.50.....		{ 290,154,700.00 494,898,100.00	1,036,692,900.00
3¾% bonds of 1943-47.	June 15, 1927.....	On and after June 15, 1943; on June 15, 1947.	3¾	June and Dec. 15..	{ \$100.50..... Exchange at par..		{ 249,598,300.00 245,256,450.00	
3¾% bonds of 1940-43.	July 16, 1928.....	On and after June 15, 1940; on June 15, 1943.	3¾	do.....	{ Par..... Exchange at par..		{ 251,521,400.00 107,521,550.00	352,993,450.00
3¾% bonds of 1941-43.	Mar. 16, 1931.....	On and after Mar. 15, 1941; on Mar. 15, 1943.	3¾	Mar. and Sept. 15.	{ Exchange at par.. Exchange at par..		{ 594,230,050.00 821,406,000.00	
3¾% bonds of 1946-49.	June 15, 1931.....	On and after June 15, 1946; on June 15, 1949.	3¾	June and Dec. 15..	Par.....			818,627,000.00

3% bonds of 1951-55...	Sept. 15, 1931.....	On and after Sept. 15, 1951; on Sept. 15, 1955.	3	Mar. and Sept. 15..	Par.....		800,424,000.00	755,432,000.00
3¼% bonds of 1941...	Aug. 15, 1933.....	On Aug. 1, 1941.	3¼	Feb. and Aug.	(Par.....	603,985,600.00		
3¼% bonds of 1943-45. ²	Oct. 15, 1933.....	On and after Oct. 15, 1943; on Oct. 15, 1945.	3¼	Apr. and Oct. 15..	(Exchange at par... \$101.50.....	231,057,500.00		834,453,200.00
3¼% bonds of 1944-46.	Apr. 16, 1934.....	On and after Apr. 15, 1944; on Apr. 15, 1946.	3¼	do.....	(Exchange at par... Exchange at par...	500,421,950.00 900,716,550.00		1,400,528,250.00
3% bonds of 1946-48...	June 15, 1934.....	On and after June 15, 1946; on June 15, 1948.	3	June and Dec. 15..	(Par..... Exchange at par... \$103.125..... \$103.5625.....	1,518,858,800.00 507,477,950.00 317,030,100.00 98,708,000.00		1,518,737,650.00
3½% bonds of 1949-52.	Dec. 15, 1934.....	On and after Dec. 15, 1949; on Dec. 15, 1952.	3½	do.....	Par.....	112,669,000.00 491,377,100.00		491,375,100.00
27% bonds of 1955-60.	Mar. 15, 1935.....	On and after Mar. 15, 1955; on Mar. 15, 1960.	27½	Mar. and Sept. 15..	(Exchange at par and \$100.50. \$101.59375..... \$101.56250..... \$100.78125.....	2,304,429,200.00 101,971,000.00 106,541,000.00 98,215,000.00		2,611,093,650.00
2¾% bonds of 1945-47.	Sept. 16, 1935.....	On and after Sept. 15, 1945; on Sept. 15, 1947.	2¾	do.....	(Exchange at par... Par.....	568,717,800.00 645,736,100.00		1,214,428,950.00
2¾% bonds of 1948-51.	Mar. 16, 1936.....	On and after Mar. 15, 1948; on Mar. 15, 1951.	2¾	do.....	(Par..... Exchange at par...	727,033,950.00 496,462,900.00		1,223,495,850.00
2¾% bonds of 1951-54.	June 15, 1936.....	On and after June 15, 1951; on June 15, 1954.	2¾	June and Dec. 15..	(Par..... Exchange at par...	1,290,756,650.00 335,931,500.00		1,626,687,150.00
2¾% bonds of 1956-59.	Sept. 15, 1936.....	On and after Sept. 15, 1956; on Sept. 15, 1959.	2¾	Mar. and Sept. 15..	Par.....	981,848,050.00		981,827,050.00
2¾% bonds of 1949-53.	Dec. 15, 1936.....	On and after Dec. 15, 1949; on Dec. 15, 1953.	2½	June and Dec. 15..	(Par..... Exchange at par...	1,006,641,950.00 779,862,100.00		1,786,140,650.00
2½% bonds of 1945...	Dec. 15, 1937.....	On Dec. 15, 1945.	2½	do.....	(Par..... Exchange at par...	293,513,250.00 247,330,300.00		540,843,550.00
2½% bonds of 1948...	Mar. 15, 1938.....	On Sept. 15, 1948.	2½	Mar. and Sept. 15..	Par.....	450,978,400.00		450,978,400.00
2¾% bonds of 1958-63.	June 15, 1938.....	On and after June 15, 1958; on June 15, 1963.	2¾	June and Dec. 15..	(Par..... Exchange at par... Par.....	571,736,200.00 347,044,400.00 461,690,100.00		918,780,600.00
2½% bonds of 1950-52.	Sept. 15, 1938.....	On and after Sept. 15, 1950; on Sept. 15, 1952.	2½	Mar. and Sept. 15..	(Exchange at par... Exchange at \$102.50.	404,707,100.00 319,444,500.00		1,185,841,700.00
2¾% bonds of 1960-65.	Dec. 15, 1938.....	On and after Dec. 15, 1960; on Dec. 15, 1965.	2¾	June and Dec. 15..	(Par..... Exchange at par... Exchange at \$102.375.	402,892,800.00 188,196,700.00 894,295,600.00		1,485,385,100.00
2% bonds of 1947.....	Dec. 15, 1938.....	On Dec. 15, 1947.	2	do.....	Exchange at par...	701,074,900.00		701,074,900.00

Footnotes at end of table.

TABLE 27.—Description of the public debt issues outstanding June 30, 1939—Continued

Title and authorizing act	Date of loan	When redeemable or payable	Rate of interest ¹	Interest payment date	Average price received	Amount authorized	Amount issued	Amount outstanding
INTEREST-BEARING DEBT—Continued								
UNITED STATES SAVINGS BONDS⁸								
Act of Sept. 24, 1917 (40 Stat. 288), as amended: Series A-1935-----	Various dates from Mar. 1, 1935.	After 60 days from issue date; 10 years from issue date.	Percent 2.9	Sold at a discount; payable at par on maturity.	\$75.00-----		\$219,306,553.50	\$177,329,119.50
Series B-1936-----	Various dates from Jan. 1, 1936.	do.	2.9	do.	\$75.00-----		389,388,748.00	325,404,288.50
Series C-1937-----	Various dates from Jan. 1, 1937.	do.	2.9	do.	\$75.00-----		484,346,836.00	425,805,175.25
Series C-1938-----	Various dates from Jan. 1, 1938.	do.	2.9	do.	\$75.00-----		544,315,996.13	515,331,821.88
Series D-1939-----	Various dates from Jan. 1, 1939.	do.	2.9	do.	\$75.00-----		336,593,475.00	333,033,431.25
Unclassified sales-----	Various.	do.	2.9	do.	\$75.00-----		97,120,040.72	97,120,040.72
ADJUSTED SERVICE BONDS⁹								
Act of Sept. 24, 1917 (40 Stat. 288), as amended, and Adjusted Compensation Payment Act, 1936: 3% bonds of 1945-----	June 15, 1936-----	On demand at option of holder; on June 15, 1945.	3	With principal (1) to date of maturity, or (2) to date of prior redemption on and after June 15, 1937.	Par-----		1,828,653,700.00	282,894,650.00
4½% bonds (Government life insurance fund series 1946).	do-----	On demand; on and after June 15, 1946.	4½	June 15-----	do-----		500,157,956.40	500,157,956.40
TREASURY NOTES⁹								
Act of Sept. 24, 1917 (40 Stat. 288), as amended: Series B-1939-----	July 15, 1935-----	On Dec. 15, 1939-----	1½	June and Dec. 15-----	do-----	Bonds not to exceed in the aggregate \$30,000,000,000 outstanding at any one time. Bonds, certificates	526,233,000.00	526,232,500.00

Series D-1939.....	June 15, 1937.....	On Sept. 15, 1939.....	1½	Mar. and Sept. 15.....	do.....	of indebtedness,	426,554,600.00	11,035,100.00
Series A-1940.....	Mar. 15, 1935.....	On Mar. 15, 1940.....	1½	do.....	Par.....	Treasury bills,	513,884,200.00	
					Exchange at par.....	and notes not to	864,480,000.00	1,378,364,200.00
Series B-1940.....	June 15, 1935.....	On June 15, 1940.....	1½	June and Dec. 15.....	Par.....	exceed in the	402,741,800.00	
Series C-1940.....	Dec. 16, 1935.....	On Dec. 15, 1940.....	1½	do.....	Exchange at par.....	aggregate \$45,-	335,686,600.00	738,428,400.00
Series A-1941.....	Mar. 16, 1936.....	On Mar. 15, 1941.....	1½	Mar. and Sept. 15.....	Par.....	000,000,000 out-	737,161,600.00	737,161,600.00
Series B-1941.....	June 15, 1936.....	On June 15, 1941.....	1½	June and Dec. 15.....	Exchange at par.....	standing at any	628,625,600.00	676,707,600.00
Series C-1941.....	Dec. 15, 1936.....	On Dec. 15, 1941.....	1½	do.....	Par.....	one time.	48,082,000.00	
Series A-1942.....	June 15, 1937.....	On Mar. 15, 1942.....	1½	Mar. and Sept. 15.....	Exchange at par.....		493,664,500.00	503,877,500.00
Series B-1942.....	Sept. 15, 1937.....	On Sept. 15, 1942.....	2	do.....	Par.....		10,213,000.00	
Series C-1942.....	Dec. 15, 1937.....	On Dec. 15, 1942.....	1½	June and Dec. 15.....	Exchange at par.....		93,960,200.00	204,425,400.00
Series A-1943.....	June 15, 1938.....	On June 15, 1943.....	1½	do.....	Par.....		110,465,200.00	
Series B-1943.....	Dec. 15, 1938.....	On Dec. 15, 1943.....	1½	do.....	Exchange at par.....		426,349,500.00	426,349,500.00
Series A-1944.....	June 15, 1939.....	On June 15, 1944.....	¾	do.....	Exchange at par.....		342,143,300.00	342,143,300.00
Old-age reserve ac-					Exchange at par.....		219,035,700.00	
count:					Exchange at par.....		13,339,500.00	232,375,200.00
Series 1941.....	Various dates from	After one year from date of	3	June 30.....	Par.....		378,233,900.00	629,116,900.00
	Jan. 1, 1937.....	issue; on June 30, 1941.....			Exchange at par.....		250,883,000.00	
Series 1942.....	Various dates from	After one year from date of	3	do.....	Par.....		328,577,200.00	
	June 30, 1937.....	issue; on June 30, 1942.....			Exchange at par.....		39,282,600.00	420,973,000.00
Series 1943.....	Various dates from	After one year from date of	3	do.....	Exchange at \$101.....		53,113,200.00	
	June 30, 1938.....	issue; on June 30, 1943.....			Exchange at par.....		415,519,500.00	415,519,500.00
Series 1944.....	June 30, 1939.....	After one year from date of	3	do.....	Exchange at par.....		264,900,000.00	264,900,000.00
		issue; on June 30, 1944.....					382,000,000.00	382,000,000.00
Railroad retirement							497,400,000.00	497,400,000.00
account:							32,900,000.00	32,900,000.00
Series 1942.....	Various dates from	After one year from date of	3	do.....	do.....		80,000,000.00	55,000,000.00
	Aug. 6, 1937.....	issue; on June 30, 1942.....					12,200,000.00	12,200,000.00
Series 1943.....	Various dates from	After one year from date of	3	do.....	do.....			
	June 30, 1938.....	issue; on June 30, 1943.....						
Civil service retire-								
ment fund:								
Series 1940.....	Various dates from	After one year from date of	4	do.....	do.....		59,200,000.00	59,200,000.00
	June 30, 1935.....	issue; on June 30, 1940.....					97,900,000.00	97,900,000.00
Series 1941.....	Various dates from	After one year from date of	4	do.....	do.....		122,300,000.00	122,300,000.00
	June 30, 1936.....	issue; on June 30, 1941.....					145,400,000.00	145,400,000.00
Series 1942.....	Various dates from	After one year from date of	4	do.....	do.....		40,600,000.00	40,600,000.00
	June 30, 1937.....	issue; on June 30, 1942.....						
Series 1943.....	Various dates from	After one year from date of	4	do.....	do.....			
	June 30, 1938.....	issue; on June 30, 1943.....						
Series 1944.....	June 30 1939.....	After one year from date of	4	do.....	do.....			
		issue; on June 30, 1944.....						

Footnotes at end of table.

TABLE 27.—Description of the public debt issues outstanding June 30, 1939—Continued

Title and authorizing act	Date of loan	When redeemable or payable	Rate of interest ¹	Interest payment date	Average price received	Amount authorized	Amount issued	Amount outstanding
INTEREST-BEARING DEBT—Continued								
TREASURY NOTES ² —con.								
Act of Sept. 24, 1917 (40 Stat. 288), as amended—Con.								
Foreign service retirement fund:								
Series 1940.....	Various dates from June 30, 1935.	After one year from date of issue; on June 30, 1940.	Percent 4	June 30.....	Par.....		\$763,000.00	\$763,000.00
Series 1941.....	Various dates from June 30, 1936.	After one year from date of issue; on June 30, 1941.	4	do.....	do.....		659,000.00	659,000.00
Series 1942.....	Various dates from June 30, 1937.	After one year from date of issue; on June 30, 1942.	4	do.....	do.....		885,000.00	885,000.00
Series 1943.....	Various dates from June 30, 1938.	After one year from date of issue; on June 30, 1943.	4	do.....	do.....		738,000.00	738,000.00
Series 1944.....	June 30, 1939.....	After one year from date of issue; on June 30, 1944.	4	do.....	do.....		483,000.00	483,000.00
Canal Zone retirement fund:								
Series 1940.....	Various dates from June 30, 1935.	After one year from date of issue; on June 30, 1940.	4	do.....	do.....		651,000.00	276,000.00
Series 1941.....	Various dates from June 30, 1936.	After one year from date of issue; on June 30, 1941.	4	do.....	do.....		2,317,000.00	2,317,000.00
Series 1942.....	Various dates from June 30, 1937.	After one year from date of issue; on June 30, 1942.	4	do.....	do.....		603,000.00	603,000.00
Series 1943.....	Various dates from June 30, 1938.	After one year from date of issue; on June 30, 1943.	4	do.....	do.....		599,000.00	599,000.00
Series 1944.....	June 30, 1939.....	After one year from date of issue; on June 30, 1944.	4	do.....	do.....		151,000.00	151,000.00
Alaska Railroad retirement fund:								
Series 1941.....	Various dates from Feb. 1, 1937.	After one year from date of issue; on June 30, 1941.	4	do.....	do.....		52,000.00	52,000.00
Series 1942.....	Various dates from July 1, 1937.	After one year from date of issue; on June 30, 1942.	4	do.....	do.....		265,000.00	265,000.00
Series 1943.....	Various dates from June 30, 1938.	After one year from date of issue; on June 30, 1943.	4	do.....	do.....		225,000.00	225,000.00
Series 1944.....	June 30, 1939.....	After one year from date of issue; on June 30, 1944.	4	do.....	do.....		21,000.00	21,000.00
Postal Savings System:								
Series 1940.....	Nov. 5, 1935.....	After one year from date of issue; on June 30, 1940.	2	June 30, Dec. 31.....	do.....		30,000,000.00	7,000,000.00

Series 1942.....	Various dates from Jan. 8, 1938.	After one year from date of issue; on June 30, 1942.	2	do.....	do.....	Bonds not to exceed in the aggregate \$30,000,000 outstanding at any one time.	25,000,000.00	25,000,000.00
Series 1943.....	Various dates from Aug. 6, 1938.	After one year from date of issue; on June 30, 1943.	2	do.....	do.....		96,000,000.00	96,000,000.00
Federal Deposit Insurance Corporation:								
Series 1939.....	Dec. 1, 1934.....	After one year from date of issue; on Dec. 1, 1939.	2	June and Dec. 1.....	do.....	Bonds, certificates of indebtedness, Treasury bills, and notes not to exceed in the aggregate \$45,000,000 outstanding at any one time.	100,000,000.00	46,000,000.00
Series 1942.....	Various dates from Dec. 20, 1937.	After one year from date of issue; on Dec. 1, 1942.	2	do.....	do.....		45,000,000.00	45,000,000.00
Series 1943.....	Jan. 26, 1939.....	After one year from date of issue; on Dec. 1, 1943.	2	do.....	do.....		10,000,000.00	10,000,000.00
Government life insurance fund:								
Series 1943.....	Various dates from July 11, 1938.	After one year from date of issue; on June 30, 1943.	2	June 30.....	do.....		42,600,000.00	36,200,000.00
Series 1944.....	June 30, 1939.....	After one year from date of issue; on June 30, 1944.	2	do.....	do.....		159,000.00	159,000.00
CERTIFICATES OF INDEBTEDNESS ¹⁰								
Act of Sept. 24, 1917 (40 Stat. 288), as amended, special:								
Adjusted service certificate fund series 1940.	Jan. 1, 1939.....	On demand; on Jan 1, 1940.	4	Jan. 1.....	do.....		23,000,000.00	19,500,000.00
Unemployment trust fund series 1940.	June 30, 1939.....	On demand; on June 30, 1940.	2½	June 30, Dec. 31.....	do.....		1,267,000,000.00	1,267,000,000.00
TREASURY BILLS ¹⁰								
Act of Sept. 24, 1917 (40 Stat. 288), as amended; series maturing—								
July 5, 1939.....	Apr. 5, 1939.....	On July 5, 1939.....	0.016			\$99.996	100,287,000.00	100,287,000.00
July 12, 1939.....	Apr. 12, 1939.....	On July 12, 1939.....	.025			\$99.994	100,167,000.00	100,167,000.00
July 19, 1939.....	Apr. 19, 1939.....	On July 19, 1939.....	.023			\$99.994	100,444,000.00	100,444,000.00
July 26, 1939.....	Apr. 26, 1939.....	On July 26, 1939.....	.016			\$99.996	100,205,000.00	100,205,000.00
Aug. 2, 1939.....	May 3, 1939.....	On Aug. 2, 1939.....	.012			\$99.997	100,384,000.00	100,384,000.00
Aug. 9, 1939.....	May 10, 1939.....	On Aug. 9, 1939.....	.009			\$99.998	101,918,000.00	101,918,000.00
Aug. 16, 1939.....	May 17, 1939.....	On Aug. 16, 1939.....	.005			\$99.999	100,341,000.00	100,341,000.00
Aug. 23, 1939.....	May 24, 1939.....	On Aug. 23, 1939.....	.005			\$99.999	101,001,000.00	101,001,000.00
Aug. 30, 1939.....	May 31, 1939.....	On Aug. 30, 1939.....	.004			\$99.999	100,521,000.00	100,521,000.00
Sept. 6, 1939.....	June 7, 1939.....	On Sept. 6, 1939.....	.004			\$99.999	100,912,000.00	100,912,000.00
Sept. 13, 1939.....	June 14, 1939.....	On Sept. 13, 1939.....	.004			\$99.999	100,342,000.00	100,342,000.00
Sept. 20, 1939.....	June 21, 1939.....	On Sept. 20, 1939.....	.003			\$99.999	100,938,000.00	100,938,000.00
Sept. 27, 1939.....	June 28, 1939.....	On Sept. 27, 1939.....	.005			\$99.999	100,109,000.00	100,109,000.00
Total interest-bearing debt.								39,891,844,493.50

Footnotes at end of table.

TABLE 27.—Description of the public debt issues outstanding June 30, 1939—Continued

Title and authorizing act	Date of loan	When redeemable or payable	Rate of interest ¹	Interest payment date	Average price received	Amount authorized	Amount issued	Amount outstanding
MATURED DEBT ON WHICH INTEREST HAS CEASED								
OLD DEBT ⁴			Percent					
Matured prior to April 6, 1917.								\$1,261,380.26
LOAN OF 1908-18								
Act of June 13, 1898 (30 Stat. 467).	1898	On Aug. 1, 1918.	3				\$198,792,660.00	140,460.00
LOAN OF 1925								
Acts of July 14, 1870 (16 Stat. 272), as amended; Jan. 14, 1875 (18 Stat. 296).	Feb. 1, 1895	After Feb. 1, 1925.	4				162,315,400.00	58,300.00
CONSOLS OF 1930								
Act of Mar. 14, 1900 (31 Stat. 48).	Apr. 1, 1900	Called for redemption July 1, 1935.	2				646,250,150.00	2,261,350.00
PANAMA CANAL LOAN								
Acts of June 28, 1902 (32 Stat. 484), and Dec. 21, 1905 (34 Stat. 5).	Aug. 1, 1906	Called for redemption Aug. 1, 1935.	2				54,631,980.00	90,240.00
	Nov. 1, 1908	do.	2				30,000,000.00	85,060.00
POSTAL SAVINGS BONDS								
Act of June 25, 1910 (36 Stat. 817).	Jan. 1, July 1, 1911-18.	20 years from date of issue.	2½				11,349,960.00	37,800.00
FIRST LIBERTY LOAN								
First 3½'s, act of Apr. 24, 1917 (40 Stat. 35).	June 15, 1917	Called for redemption June 15, 1935.	3½				1,989,455,550.00	8,904,550.00
First 4's, acts of Apr. 24, 1917 (40 Stat. 35), Sept. 24, 1917 (40 Stat. 202), as amended.	Nov. 15, 1917	do.	4				568,318,450.00	177,700.00

First 4¼'s, acts of Apr. 24, 1917 (40 Stat. 35), Sept. 24, 1917 (40 Stat. 292), as amended.	May 9, 1918.....	Called for redemption June 15, 1935.	4¼	-----	-----	555,212,300.00	3,337,100.00
First-second 4¼'s, acts of Apr. 24, 1917 (40 Stat. 35), Sept. 24, 1917 (40 Stat. 292), as amended.	Oct. 24, 1918.....	do.....	4¼	-----	-----	3,492,150.00	19,650.00
SECOND LIBERTY LOAN							
Second 4's, act of Sept. 24, 1917 (40 Stat. 288).	Nov. 15, 1917.....	Called for redemption Nov. 15, 1927.	4	-----	-----	3,807,865,000.00	497,250.00
Second 4¼'s, act of Sept. 24, 1917 (40 Stat. 288), as amended.	May 9, 1918.....	do.....	4¼	-----	-----	3,707,936,200.00	762,350.00
THIRD LIBERTY LOAN							
Act of Sept. 24, 1917 (40 Stat. 288), as amended.	do.....	On Sept. 15, 1928.....	4¼	-----	-----	4,175,650,050.00	1,987,300.00
FOURTH LIBERTY LOAN							
Act of Sept. 24, 1917 (40 Stat. 288), as amended.	Oct. 24, 1918.....	Bonds with final digits 1, 9, and 0 called for redemption Apr. 15, 1934; bonds with final digits 2 and 8 called for redemption Oct. 15, 1934; bonds with final digits 5, 6, and 7 called for redemption Apr. 15, 1935; and bonds with final digits 3 and 4 called for redemption Oct. 15, 1935.	4¼	-----	-----	6,964,581,100.00	17,884,950.00
VICTORY NOTES							
Victory notes 3¾'s.....	May 20, 1919.....	Called for redemption June 15, 1922.	3¾	-----	-----		900.00
Victory notes 4¾'s.....	do.....	Symbols A to F called for redemption Dec. 15, 1922; balance of loan matured May 20, 1923.	4¾	-----	-----		613,600.00

Footnotes at end of table.

TABLE 27.—Description of the public debt issues outstanding June 30, 1939—Continued

Title and authorizing act	Date of loan	When redeemable or payable	Rate of interest ¹	Interest payment date	Average price received	Amount authorized	Amount issued	Amount outstanding
MATURED DEBT ON WHICH INTEREST HAS CEASED—Continued								
TREASURY NOTES								
			Percent					
Series A-1924	June 15, 1921	On June 15, 1924	5¾				\$311,191,600.00	\$17,200.00
Series A-1925	Feb. 1, 1922	On Mar. 15, 1925	4¾				601,599,500.00	8,000.00
Series A-1926	Mar. 15, 1922	On Mar. 15, 1926	4¾				617,769,700.00	2,800.00
Series B-1925	June 15, 1922	On Dec. 15, 1925	4¾				335,141,300.00	30,900.00
Series B-1926	Aug. 1, 1922	On Sept. 15, 1926	4¾				486,940,100.00	7,300.00
Series C-1925	Dec. 15, 1922	On June 15, 1925	4½				469,213,200.00	12,500.00
Series A-1927	Jan. 15, 1923	On Dec. 15, 1927	4½				366,981,500.00	15,100.00
Series B-1927	May 15, 1923	On Mar. 15, 1927	4¾				668,201,400.00	22,500.00
Series A-1930-32	Mar. 15, 1927	Called Mar. 15, 1931	3½				1,360,456,450.00	153,800.00
Series B-1930-32	Sept. 15, 1927	do	3½				619,495,700.00	72,250.00
Series C-1930-32	Jan. 16, 1928	Called Dec. 15, 1931	3½				607,399,650.00	70,950.00
Series 1932	Dec. 15, 1931	On Dec. 15, 1932	3¼				600,446,200.00	104,600.00
Series A-1934	May 2, 1932	On May 2, 1934	3				244,234,600.00	99,200.00
Series A-1935	June 15, 1932	On June 15, 1935	3				416,602,800.00	141,600.00
Series B-1934	Aug. 1, 1932	On Aug. 1, 1934	2½				345,292,600.00	59,000.00
Series A-1936	do	On Aug. 1, 1936	3¼				365,138,000.00	221,300.00
Series A-1937	Sept. 15, 1932	On Sept. 15, 1937	3¼				834,401,500.00	579,800.00
Series B-1937	Oct. 15, 1932	On Apr. 15, 1937	3				508,328,900.00	279,500.00
Series B-1936	Dec. 15, 1932	On Dec. 15, 1936	2¾				360,533,200.00	175,800.00
Series A-1938	Feb. 1, 1933	On Feb. 1, 1938	2¾				277,516,600.00	432,900.00
Series C-1936	May 2, 1933	On Apr. 15, 1936	2½				572,419,200.00	202,600.00
Series B-1938	June 15, 1933	On June 15, 1938	2½				623,911,800.00	673,100.00
Series B-1935	Aug. 15, 1933	On Aug. 1, 1935	1¾				353,865,000.00	11,209,200.00
Series C-1935	Jan. 29, 1934	On Mar. 15, 1935	2½				528,101,600.00	96,000.00
Series D-1935	Feb. 19, 1934	On Dec. 15, 1935	2½				418,291,900.00	265,900.00
Series C-1937	do	On Feb. 15, 1937	3				428,730,700.00	99,700.00
Series C-1938	Mar. 15, 1934	On Mar. 15, 1938	3				455,175,500.00	388,500.00
Series A-1939	June 15, 1934	On June 15, 1939	2½				1,293,714,200.00	5,903,900.00
Series D-1936	Sept. 15, 1934	On Sept. 15, 1936	1½				514,066,000.00	201,500.00
Series D-1938	do	On Sept. 15, 1938	2½				596,416,100.00	736,950.00
Series E-1936	Dec. 15, 1934	On June 15, 1936	1½				686,616,400.00	82,400.00
Series C-1939	Sept. 16, 1935	On Mar. 15, 1939	1½				941,613,750.00	1,705,800.00
Series E-1938	Sept. 15, 1937	On Dec. 15, 1938	1½				433,460,900.00	584,800.00

CERTIFICATES OF INDEBTEDNESS							
Certificates of indebtedness.	Various	Various	Various				4,344,800.00
TREASURY BILLS							
Treasury bills	do.	do.	do.				74,945,000.00
TREASURY SAVINGS CERTIFICATES							
Issue of Dec. 15, 1921	Dec. 15, 1921	5 years from date of issue	3½-4½			138,288,376.20	37,825.00
Issue of Sept. 30, 1922	Sept. 30, 1922	do.	3-4			205,662,045.20	124,000.00
Issue of Dec. 1, 1923	Dec. 1, 1923	do.	3½-4½			159,511,791.25	61,375.00
Total matured debt on which interest has ceased.							142,293,290.26

Detail	Authorized to be outstanding at one time	Issues on deposits including reissues	Authorized to be outstanding at present time	Amount outstanding
NONINTEREST-BEARING DEBT				
OLD DEMAND NOTES				
Acts of July 17, 1861 (12 Stat. 259); Aug. 5, 1861 (12 Stat. 313); Feb. 12, 1862 (12 Stat. 338)	\$60,000,000.00	\$60,030,000.00		\$53,012.50
FRACTIONAL CURRENCY				
Acts of July 17, 1862 (12 Stat. 592); Mar. 3, 1863 (12 Stat. 711); June 30, 1864 (13 Stat. 220)	50,000,000.00	368,724,080.00		\$ 1,978,715.78
LEGAL TENDER NOTES				
Acts of Feb. 25, 1862 (12 Stat. 345); July 11, 1862 (12 Stat. 532); Mar. 3, 1863 (12 Stat. 710); May 31, 1875 (20 Stat. 87); Mar. 14, 1900 (31 Stat. 45); Mar. 4, 1907 (34 Stat. 1290)	450,000,000.00		\$346,681,016.00	346,681,016.00

Footnotes at end of table.

TABLE 27.—Description of the public debt issues outstanding June 30, 1939—Continued

Detail	Authorized to be outstanding at one time	Issues on deposits, including re- issues	Authorized to be outstanding at present time	Amount outstand- ing
NATIONAL BANK NOTES (REDEMPTION ACCOUNT)				
The act of July 14, 1890 (26 Stat. 289), provides that balances standing with the Treasurer of the United States to the respective credits of national banks for deposits made to redeem the circulating notes of such banks and all deposits thereafter received for like purpose, shall be covered into the Treasury as a miscellaneous receipt, and the Treasurer of the United States shall redeem from the general cash in the Treasury the circulating notes of said banks which may come into his possession subject to redemption, and the balance remaining of the deposits so covered shall, at the close of each month, be reported on the monthly public debt statement as debts of the United States bearing no interest.	Indefinite			\$215,365,126.50
Thrift and Treasury savings stamps, unclassified sales, etc.				3,241,094.49
Total noninterest-bearing debt				567,318,965.27
Total debt				40,601,456,749.03
Less gold reserve				156,039,430.93
Gross debt as shown on statement of the public debt June 30, 1939				40,445,417,318.10

¹ Treasury bills are sold on a discount basis on competitive bidding. The average sale price of these series gives an approximate yield on a bank discount basis.

² This issue bore interest at the rate of 4¼% from Oct. 15, 1933, to Oct. 15, 1934, and thereafter at the rate of 3¼%.

³ Approximate yield if held to maturity.

⁴ For detailed information and amounts outstanding June 30, 1929, see table 24 in annual report for 1929, p. 456. For amounts retired subsequent to 1929, see table 36, p. 466 of this report and corresponding tables in reports for 1930 to 1938.

⁵ After deducting amounts officially estimated to have been lost or irrevocably destroyed.

TAX EXEMPTIONS:

⁶ Exempt from the payment of all taxes or duties of the United States, as well as from all taxation in any form by or under State, municipal, or local authority. (The Supreme Court has held that this exemption does not extend to estate or inheritance taxes imposed by Federal or State authority.)

⁷ Exempt, both as to principal and interest, from all taxation now or hereafter imposed by the United States, any State, or any of the possessions of the United States, or by any local taxing authority, except (a) estate or inheritance taxes, and (b) graduated additional income taxes, commonly known as surtaxes, and excess-profits and war-profits taxes, now or hereafter imposed by the United States, upon the income or profits of individuals, partnerships, associations, or corporations. The interest on an amount of bonds authorized by the act approved Sept. 24, 1917, as amended, the principal of which does not exceed in the aggregate \$5,000 owned by any individual, partnership, association, or corporation, shall be exempt from the taxes provided for in clause (b) above.

⁸ Exempt, both as to principal and interest, from all taxation now or hereafter imposed by the United States, any State, or any of the possessions of the United States, or by any local taxing authority, except (a) estate or inheritance taxes, and (b) graduated additional income taxes, commonly known as surtaxes, and excess-profits and war-profits taxes, now or hereafter imposed by the United States, upon the income or profits of individuals, partnerships, associations, or corporations. The interest on an amount of bonds authorized by the act approved Sept. 24, 1917, as amended, the principal of which does not exceed in the aggregate \$5,000, owned by any individual, partnership, association, or corporation, shall be exempt from the taxes provided for in clause (b) above. For the purposes of determining taxes and tax exemptions, the increment in value of savings bonds represented by the difference between the price paid and the redemption value received (whether at or before maturity) shall be considered as interest.

Attention is invited to Treasury Decision 4550 ruling that bonds, notes, bills, and certificates of indebtedness of the Federal Government or its agencies, and the interest thereon, are not exempt from the gift tax.

⁹ Exempt, both as to principal and interest, from all taxation (except estate or inheritance taxes) now or hereafter imposed by the United States, any State, or any of the possessions of the United States, or by any local taxing authority.

¹⁰ Exempt, both as to principal and interest, from all taxation (except estate or inheritance taxes) now or hereafter imposed by the United States, any State, or any of the possessions of the United States, or by any local taxing authority; and the amount of discount at which Treasury bills are originally sold by the United States shall be considered to be interest within the meaning referred to herein.

Any gain from the sale or other disposition of Treasury bills shall be exempt from all taxation (except estate or inheritance taxes) now or hereafter imposed by the United States, any State, or any of the possessions of the United States, or by any local taxing authority; and no loss from the sale or other disposition of such Treasury bills shall be allowed as a deduction, or otherwise recognized, for the purposes of any tax now or hereafter imposed by the United States or any of its possessions.

In hands of foreign holders.—Bonds, notes, and certificates of indebtedness of the United States, shall, while beneficially owned by a nonresident alien individual, or a foreign corporation, partnership, or association not engaged in business in the United States, be exempt both as to principal and interest from any and all taxation now or hereafter imposed by the United States, any State, or any of the possessions of the United States, or by any local taxing authority.

RECEIVABILITY IN PAYMENT OF CERTAIN TAXES:

Federal estate or inheritance taxes.—Treasury bonds and Treasury notes, bearing interest at a higher rate than 4 per centum per annum, which have been owned by any person continually for at least 6 months prior to the date of his death and which upon such date constitute part of his estate are receivable by the United States at par and accrued interest in payment of Federal estate taxes.

Federal income and profits taxes.—Treasury notes, Treasury certificates of indebtedness, and Treasury bills, maturing on tax payment dates, are receivable at par in payment of income and profits taxes payable at the maturity of the notes, certificates, or bills.

TABLE 28.—Interest-bearing debt ¹ outstanding June 30, 1939, classified according to kind of security and callable period or payable date

[On basis of daily Treasury statements (revised), see p. 311]

Security	Callable period or payable date	Certificates of indebtedness and Treasury bills	Notes and bonds	Cumulative total
Adjusted service bonds ²	July 1, 1939-June 15, 1945.	\$282, 894, 650	\$282, 894, 650
United States savings bonds: ³				
Series A-1935.....	July 1, 1939-Dec. 31, 1945.	177, 329, 120	460, 223, 770
Series B-1936.....	July 1, 1939-Dec. 31, 1946.	325, 404, 289	785, 628, 059
Series C-1937.....	July 1, 1939-Dec. 31, 1947.	425, 807, 175	1, 211, 433, 234
Series D-1938.....	July 1, 1939-Dec. 31, 1948.	515, 331, 822	1, 726, 765, 056
Series D-1939.....	July 1, 1939-June 30, 1949.	333, 053, 431	2, 059, 798, 487
Unclassified sales.....			97, 120, 041	2, 156, 918, 528
Postal savings bonds ⁴	July 1, 1939-July 1, 1955.	117, 776, 160	2, 274, 694, 688
Treasury bills.....	July 5, 1939.....	\$100, 287, 000		2, 374, 981, 688
Do.....	July 12.....	100, 167, 000		2, 475, 148, 688
Do.....	July 19.....	100, 444, 000		2, 575, 592, 688
Do.....	July 26.....	100, 205, 000		2, 675, 797, 688
Do.....	Aug. 2.....	100, 384, 000		2, 776, 181, 688
Do.....	Aug. 9.....	101, 918, 000		2, 878, 099, 688
Do.....	Aug. 16.....	100, 341, 000		2, 978, 440, 688
Do.....	Aug. 23.....	101, 001, 000		3, 079, 441, 688
Do.....	Aug. 30.....	100, 521, 000		3, 179, 962, 688
Do.....	Sept. 6.....	100, 912, 000		3, 280, 874, 688
Do.....	Sept. 13.....	100, 342, 000		3, 381, 216, 688
Treasury notes, series D-1939.....	Sept. 15.....		11, 035, 100	3, 392, 251, 788
Treasury bills.....	Sept. 20.....	100, 938, 000		3, 493, 159, 788
Do.....	Sept. 27.....	100, 109, 000		3, 593, 298, 788
Treasury notes:				
Series B-1939.....	Dec. 15.....		526, 232, 500	4, 119, 531, 288
Series A-1940.....	Mar. 15, 1940.....		1, 378, 364, 200	5, 497, 895, 488
Series B-1940.....	June 15.....		738, 428, 400	6, 236, 323, 888
Treasury bonds.....	June 15, 1940-43.....		352, 993, 450	6, 589, 317, 338
Treasury notes:				
Series C-1940.....	Dec. 15, 1940.....		737, 161, 600	7, 326, 478, 938
Series A-1941.....	Mar. 15, 1941.....		676, 707, 600	8, 003, 186, 538
Treasury bonds.....	Mar. 15, 1941-43.....		544, 870, 050	8, 548, 056, 588
Treasury notes, series B-1941.....	June 15, 1941.....		503, 877, 500	9, 051, 934, 088
Treasury bonds.....	Aug. 1.....		834, 453, 200	9, 886, 387, 288
Treasury notes:				
Series C-1941.....	Dec. 15.....		204, 425, 400	10, 090, 812, 688
Series A-1942.....	Mar. 15, 1942.....		426, 349, 500	10, 517, 162, 188
Series B-1942.....	Sept. 15.....		342, 143, 300	10, 859, 305, 488
Series C-1942.....	Dec. 15.....		232, 375, 200	11, 091, 680, 688
Series A-1943.....	June 15, 1943.....		629, 116, 900	11, 720, 797, 588
Treasury bonds.....	June 15, 1943-47.....		454, 135, 200	12, 174, 932, 788
Do.....	Oct. 15, 1943-45.....		1, 400, 528, 250	13, 575, 461, 038
Treasury notes, series B-1943.....	Dec. 15, 1943.....		420, 973, 000	13, 996, 434, 038
Treasury bonds.....	Apr. 15, 1944-46.....		1, 518, 737, 650	15, 515, 171, 688
Treasury notes, series A-1944.....	June 15, 1944.....		415, 519, 500	15, 930, 691, 188
Treasury bonds.....	Dec. 15, 1944-54.....		1, 036, 692, 900	16, 967, 384, 088
Do.....	Sept. 15, 1945-47.....		1, 214, 428, 950	18, 181, 813, 038
Do.....	Dec. 15, 1945.....		540, 843, 550	18, 722, 656, 588
3% conversion bonds.....	Jan. 1, 1946-47.....		28, 894, 500	18, 751, 551, 088
Treasury bonds.....	Mar. 15, 1946-56.....		489, 080, 100	19, 240, 631, 188
Do.....	June 15, 1946-48.....		1, 035, 874, 400	20, 276, 505, 588
Do.....	June 15, 1946-49.....		818, 627, 000	21, 095, 132, 588
Do.....	Oct. 15, 1947-52.....		758, 945, 800	21, 854, 078, 388
Do.....	Dec. 15, 1947.....		701, 074, 900	22, 555, 153, 288
Do.....	Mar. 15, 1948-51.....		1, 223, 495, 850	23, 778, 649, 138
Do.....	Sept. 15, 1948.....		450, 978, 400	24, 229, 627, 538
Do.....	Dec. 15, 1949-52.....		491, 375, 100	24, 721, 002, 638
Do.....	Dec. 15, 1949-53.....		1, 786, 140, 650	26, 507, 143, 288
Do.....	Sept. 15, 1950-52.....		1, 185, 841, 700	27, 692, 984, 988
Do.....	June 15, 1951-54.....		1, 626, 687, 150	29, 319, 672, 138
Do.....	Sept. 15, 1951-55.....		755, 432, 000	30, 075, 104, 138
Do.....	Mar. 15, 1955-60.....		2, 611, 093, 650	32, 686, 197, 788
Do.....	Sept. 15, 1956-59.....		981, 827, 050	33, 668, 024, 838
Do.....	June 15, 1958-63.....		918, 780, 600	34, 586, 805, 438
Do.....	Dec. 15, 1960-65.....		1, 485, 385, 100	36, 072, 190, 538
Panamas of 1961.....	June 1, 1961.....		49, 800, 000	36, 121, 990, 538

Footnotes at end of table.

TABLE 28.—Interest-bearing debt ¹ outstanding June 30, 1939, classified according to kind of security and callable period or payable date—Continued

Security	Callable period or payable date	Certificates of indebtedness and Treasury bills	Notes and bonds	Cumulative total
Special issues: ⁵				
Adjusted service bonds, Government life insurance fund.			\$500,157,956	\$36,622,148,494
Treasury notes—Old-age reserve account; railroad retirement account; civil service, foreign service, Canal Zone, and Alaska Railroad retirement funds; Postal Savings System; Government life insurance fund; and Federal Deposit Insurance Corporation.			1,983,196,000	38,605,344,494
Certificates of indebtedness—adjusted service certificate fund and unemployment trust fund.		\$1,286,500,000		39,891,844,494
Total.		2,594,069,000	37,297,775,494	

¹ Matured debt on which interest has ceased, payable upon presentation, amounted to approximately \$142,293,290, of which \$24,660,350 was Treasury notes; \$4,344,800, certificates of indebtedness; \$74,945,000, Treasury bills; \$12,439,000, First Liberty loan bonds; \$1,259,600, Second Liberty loan bonds; \$1,987,300, Third Liberty loan bonds; and \$17,884,950, Fourth Liberty loan bonds. Debt bearing no interest was \$411,279,534.

² Redeemable at option of holder.

³ Current redemption value. Redeemable at option of holder at any time after 60 days from issue date, payable 10 years after issue date. Redemption and maturity dates for all United States savings bonds outstanding fall within the period indicated.

⁴ Callable 1 year from date of issue, payable 20 years from date of issue. Callable and payable dates for all issues of postal savings bonds outstanding fall within the period indicated.

⁵ Special issues for funds administered by the Treasury. Maturities various and nominal.

TABLE 29.—Principal of the public debt outstanding at the end of each fiscal year from 1853 to 1939¹

[On basis of daily Treasury statements (revised), see p. 311]

June 30—	Interest-bearing ²	Matured	Noninterest-bearing ³	Total gross debt	Gross debt per capita
1853.....	\$59,642,412	\$162,249		\$59,804,661	\$2.36
1854.....	42,044,517	199,248		42,243,765	1.62
1855.....	35,418,001	170,498		35,588,499	1.32
1856.....	31,805,180	168,901		31,974,081	1.15
1857.....	28,503,377	197,998		28,701,375	1.01
1858.....	44,743,256	170,168		44,913,424	1.53
1859.....	58,333,156	165,225		58,498,381	1.93
1860.....	64,683,256	160,575		64,843,831	2.06
1861.....	90,423,292	159,125		90,582,417	2.83
1862.....	365,356,045	230,520	\$158,591,390	524,177,955	16.03
1863.....	707,834,255	171,970	411,767,456	1,119,773,681	33.56
1864.....	1,360,026,914	366,629	455,437,271	1,815,830,814	53.33
1865.....	2,217,709,407	2,129,425	458,090,180	2,677,929,012	77.07
1866.....	2,322,116,330	4,435,865	429,211,734	2,755,763,929	77.69
1867.....	2,238,954,794	1,739,108	409,474,321	2,650,168,223	73.19
1868.....	2,191,326,130	1,246,334	390,873,992	2,583,446,456	69.87
1869.....	2,151,495,065	5,112,034	388,503,491	2,545,110,590	67.41
1870.....	2,035,881,095	3,569,664	397,002,510	2,436,453,269	63.19
1871.....	1,920,096,750	1,948,902	399,406,489	2,322,052,141	58.70
1872.....	1,800,794,100	7,926,547	401,270,191	2,209,990,838	54.44
1873.....	1,696,483,950	51,929,460	402,796,935	2,151,210,345	51.62
1874.....	1,724,930,750	3,216,340	431,785,640	2,159,932,730	50.47
1875.....	1,708,676,300	11,425,570	436,174,779	2,156,276,649	49.06
1876.....	1,696,685,450	3,902,170	430,258,158	2,130,845,778	47.21
1877.....	1,697,888,500	16,648,610	393,222,793	2,107,759,903	45.47
1878.....	1,780,735,650	5,594,070	373,088,595	2,159,418,315	45.37
1879.....	1,887,716,110	37,015,380	374,181,153	2,298,912,643	47.05
1880.....	1,709,993,100	7,621,205	373,294,567	2,090,908,872	41.69
1881.....	1,625,567,750	6,723,615	386,994,363	2,019,285,728	39.35
1882.....	1,449,810,400	16,260,555	390,844,689	1,856,915,644	35.37
1883.....	1,324,229,150	7,831,165	389,898,603	1,721,958,918	32.07
1884.....	1,212,563,850	19,655,955	393,087,639	1,625,307,444	29.60
1885.....	1,182,150,950	4,100,745	392,299,474	1,578,551,169	28.11
1886.....	1,132,014,100	9,704,195	413,941,255	1,555,659,550	27.10
1887.....	1,007,692,350	6,114,915	451,678,029	1,465,485,294	24.97
1888.....	936,522,500	2,495,845	445,613,311	1,384,631,656	23.09
1889.....	815,853,990	1,911,235	431,705,286	1,249,470,511	20.39
1890.....	711,313,110	1,815,555	409,267,919	1,122,396,584	17.92
1891.....	610,529,120	1,614,705	393,662,736	1,005,806,561	15.75
1892.....	585,029,330	2,785,875	380,403,636	968,218,841	14.88
1893.....	585,037,100	2,094,060	374,300,606	961,431,766	14.49
1894.....	635,041,890	1,851,240	380,004,687	1,016,897,817	15.04
1895.....	716,202,060	1,721,590	378,989,470	1,096,913,120	15.91
1896.....	847,363,890	1,636,890	373,728,570	1,222,729,350	17.40
1897.....	847,365,130	1,346,880	378,081,703	1,226,793,713	17.14
1898.....	847,367,470	1,262,680	384,112,913	1,232,743,063	16.90
1899.....	1,046,048,750	1,218,300	389,433,654	1,436,700,704	19.33
1900.....	1,023,478,860	1,176,320	238,761,733	1,263,416,913	16.56
1901.....	987,141,040	1,415,620	233,015,585	1,221,572,245	15.71
1902.....	931,070,340	1,280,860	245,680,157	1,178,031,357	14.89
1903.....	914,541,410	1,205,090	243,659,413	1,159,405,913	14.40
1904.....	895,157,440	1,970,920	239,130,656	1,136,259,016	13.88
1905.....	895,158,340	1,370,245	235,828,510	1,132,357,095	13.60
1906.....	895,159,140	1,128,135	246,235,695	1,142,522,970	13.50
1907.....	894,834,280	1,086,815	251,257,098	1,147,178,193	13.33
1908.....	897,503,990	4,130,015	276,056,398	1,177,690,403	13.46
1909.....	913,317,490	2,883,855	232,114,027	1,148,315,372	12.91
1910.....	913,317,490	2,124,895	231,497,584	1,146,939,969	12.69
1911.....	915,353,190	1,879,830	236,751,917	1,153,984,937	12.28
1912.....	963,776,770	1,760,450	228,301,285	1,193,838,505	12.48
1913.....	965,706,610	1,659,550	225,681,585	1,193,047,745	12.26
1914.....	967,953,310	1,552,560	218,729,530	1,188,235,400	12.00
1915.....	969,759,090	1,507,260	219,997,718	1,191,264,068	11.83
1916.....	971,562,590	1,473,100	252,109,878	1,225,145,568	11.96
1917.....	2,712,549,477	14,232,230	248,836,878	2,975,618,585	28.57
1918.....	11,985,882,436	20,242,550	237,503,733	12,243,628,719	115.65
1919.....	25,234,496,274	11,109,370	236,428,775	25,482,034,419	240.09
1920.....	24,061,095,362	6,747,700	230,075,350	24,297,918,412	228.32
1921.....	23,737,352,080	10,939,620	227,958,908	23,976,250,608	221.09
1922.....	22,711,035,587	25,250,880	227,792,723	22,964,079,190	208.97
1923.....	22,007,590,754	98,172,160	243,824,844	22,349,587,728	200.10
1924.....	20,981,586,430	30,241,250	239,202,747	21,251,129,427	186.86
1925.....	20,210,906,251	30,242,930	275,122,993	20,516,272,174	177.82
1926.....	19,383,770,860	13,327,800	246,084,419	19,643,183,079	167.70
1927.....	18,250,943,966	14,707,235	244,523,065	18,510,174,266	156.04
1928.....					
1929.....					
1930.....					
1931.....					
1932.....					
1933.....					
1934.....					
1935.....					
1936.....					
1937.....					
1938.....					
1939.....					

Footnotes at end of table.

TABLE 29.—*Principal of the public debt outstanding at the end of each fiscal year from 1853 to 1939*¹—Continued

June 30—	Interest-bearing ²	Matured	Noninterest-bearing ³	Total gross debt	Gross debt per capita
1929.....	\$16,638,941,380	\$50,751,399	\$241,504,969	\$16,931,197,748	\$139.40
1930.....	15,921,892,350	31,715,370	231,700,579	16,185,308,299	131.49
1931.....	16,519,588,640	51,822,845	230,073,658	16,801,485,143	135.37
1932.....	19,161,273,540	60,086,685	265,649,541	19,487,009,766	155.93
1933.....	22,157,643,120	65,910,825	315,118,219	22,538,672,164	179.21
1934.....	26,480,487,920	54,266,380	518,331,688	27,053,085,988	213.65
1935.....	27,645,229,826	230,662,905	825,274,361	28,701,167,092	225.07
1936.....	32,755,631,770	169,362,895	620,389,957	33,545,384,622	261.20
1937.....	35,802,586,915	118,529,615	505,974,491	36,427,091,021	281.82
1938.....	36,578,684,982	141,350,510	447,451,959	37,167,487,451	285.43
1939.....	39,891,844,494	142,293,290	411,279,534	40,445,417,318	308.34

¹ Figures for 1853 to 1885, inclusive, are taken from "Statement of receipts and expenditures of the Government from 1855 to 1885 and principal of public debt from 1791 to 1885," compiled from the official records of the Register's office. Later figures are taken from the monthly debt statements and revised figures published in the annual reports of the Secretary of the Treasury.

² Exclusive of the bonds issued to the Pacific railways (provision having been made by law to secure the Treasury against both principal and interest) and the Navy pension fund (which was in no sense a debt, the principal being the property of the United States).

³ Includes old demand notes; United States notes (gold reserve deducted since 1900); postal currency and fractional currency less the amounts officially estimated to have been destroyed; and also the deposits held by the Treasury for the retirement of Federal Reserve bank notes, and for national bank notes of national banks failed, in liquidation, and reducing circulation, which prior to 1890 was not included in the published debt statements. Does not include gold, silver, or currency certificates, or Treasury notes of 1890 for redemption of which an exact equivalent of the respective kinds of money or bullion was held in the Treasury.

TABLE 30.—Comparative statement of the public debt outstanding June 30, 1933 to 1939

(On basis of daily Treasury statements (unrevised), see p. 311)

	June 30, 1933	June 30, 1934	June 30, 1935	June 30, 1936	June 30, 1937	June 30, 1938	June 30, 1939
Public issues:							
Interest-bearing:							
Bonds:							
Consols of 1930.....	\$599,724,050.00	\$599,724,050.00	\$599,724,050.00				
Panama Canal loan bonds.....	124,701,580.00	124,701,580.00	124,701,580.00	\$49,800,000.00	\$49,800,000.00	\$49,800,000.00	\$49,800,000.00
Conversion bonds of 1946-47.....	28,894,500.00	28,894,500.00	28,894,500.00	28,894,500.00	28,894,500.00	28,894,500.00	28,894,500.00
Postal savings bonds.....	52,697,440.00	78,030,240.00	101,943,340.00	120,881,020.00	119,086,360.00	118,065,420.00	117,776,160.00
Liberty loan bonds.....	8,201,367,550.00	6,345,774,250.00	1,334,967,600.00				
Treasury bonds.....	5,215,942,300.00	9,332,732,350.00	12,683,570,300.00	17,167,930,100.00	19,935,749,800.00	21,846,029,950.00	25,218,322,650.00
United States savings bonds.....			62,047,818.75	316,124,814.50	799,648,901.77	1,237,672,854.05	1,868,149,115.86
Adjusted service bonds.....				944,516,650.00	388,574,650.00	318,701,250.00	282,894,650.00
Total bonds.....	14,223,267,420.00	16,509,856,970.00	14,935,849,188.75	18,628,147,084.50	21,321,754,211.77	23,599,163,974.05	27,565,837,075.86
Treasury notes.....	4,548,379,200.00	6,653,111,900.00	10,023,251,900.00	11,380,985,050.00	10,617,241,250.00	9,146,922,950.00	7,242,709,700.00
Certificates of indebtedness.....	2,108,327,500.00	1,517,245,000.00					
Treasury bills.....	954,493,000.00	1,404,035,000.00	2,052,898,000.00	2,353,516,000.00	2,303,094,000.00	1,154,164,000.00	1,307,569,000.00
Total interest-bearing public issues.....	21,834,467,120.00	26,084,248,870.00	27,011,999,088.75	32,362,648,134.50	34,242,089,461.77	33,900,250,924.05	36,116,115,775.86
Noninterest-bearing:							
Matured debt on which interest has ceased.....	65,911,170.26	54,266,830.26	230,662,155.26	169,363,395.26	118,529,815.26	141,362,460.26	142,283,140.26
United States notes (less gold reserve).....	190,641,927.97	190,641,585.07	190,641,585.07	190,641,585.07	190,641,585.07	190,641,585.07	190,641,585.07
Deposits for retirement of national bank and Federal Reserve bank notes.....	119,102,864.00	322,395,595.50	629,022,198.00	424,440,470.50	310,038,301.50	251,527,461.50	215,365,126.50
Other debt bearing no interest.....	5,373,477.92	5,349,533.65	5,325,597.45	5,307,908.40	5,294,612.29	5,282,928.17	5,272,827.02
Total noninterest-bearing public issues.....	381,029,440.15	572,653,544.48	1,055,651,535.78	789,753,359.23	624,504,314.12	588,814,435.00	553,562,678.85
Special issues (interest-bearing):							
Civil service retirement fund (notes).....	226,800,000.00	238,700,000.00	247,700,000.00	274,700,000.00	309,400,000.00	388,900,000.00	465,400,000.00
Foreign service retirement fund (notes).....	2,119,000.00	2,437,000.00	2,693,000.00	2,884,000.00	3,111,000.00	3,328,000.00	3,528,000.00
Canal Zone retirement fund (notes).....	2,257,000.00	2,302,000.00	2,349,000.00	2,849,000.00	3,304,000.00	3,662,000.00	3,946,000.00
Alaska Railroad retirement fund (notes).....					52,000.00	327,000.00	563,000.00
Unemployment trust fund (certificates).....				18,909,000.00	312,295,000.00	872,000,000.00	1,267,000,000.00
Old-age reserve account (notes).....					267,100,000.00	662,300,000.00	1,177,200,000.00
Railroad retirement account (notes).....						66,200,000.00	67,200,000.00
Adjusted service certificate fund (certificates).....	92,000,000.00	117,800,000.00	155,500,000.00	126,800,000.00	37,600,000.00	25,800,000.00	19,500,000.00
Postal Savings System (notes).....		35,000,000.00	125,000,000.00	100,000,000.00	30,000,000.00	45,000,000.00	128,000,000.00
Federal Deposit Insurance Corporation (notes).....			100,000,000.00	100,000,000.00	95,000,000.00	85,000,000.00	101,000,000.00

Government life insurance fund (adjusted service bonds).....					500,157,956.40	500,157,956.40	500,157,956.40
Government life insurance fund (notes).....						23,000,000.00	36,359,000.00
Total special issues.....	323,176,000.00	396,239,000.00	633,242,000.00	626,142,000.00	1,558,019,956.40	2,675,674,956.40	3,769,853,956.40
Total gross debt.....	22,538,672,560.15	27,053,141,414.48	28,700,892,624.53	33,778,543,493.73	36,424,613,732.29	37,164,740,315.45	40,439,532,411.11
Net balance in General Fund.....	862,205,220.61	2,581,922,240.16	1,841,345,539.47	2,681,510,203.96	2,553,473,897.31	2,215,917,913.00	2,838,225,532.52
Gross debt less net balance in General Fund.....	21,676,467,339.54	24,471,219,174.32	26,859,547,085.06	31,097,033,289.77	33,871,139,834.98	34,948,822,402.45	37,601,306,878.59
Gross debt per capita.....	179.21	213.65	225.07	263.01	281.63	285.41	308.29
Computed rate of interest per annum on interest-bearing debt outstanding (percent)....	3.350	3.181	2.716	2.562	2.582	2.589	2.600

TABLE 31.—Composition of the public debt at the end of the fiscal years 1916 to 1938 and by months from July 1938 to June 1939 ¹

[On basis of daily Treasury statements (revised), see p. 311. In millions of dollars]

Year and month	Bonds	Notes ²	Certificates of indebtedness and Treasury bills	Special issues to Government agencies and trust funds	Total interest-bearing debt	Matured debt on which interest has ceased	Debt bearing no interest	Total gross debt	Matured interest obligations, etc. ³	Total gross debt plus matured interest obligations, etc.	Balance in General Fund with Treasurer of the United States	Net debt, including matured interest obligations, etc.
June 30—												
1916.....	967	4	—	—	972	1	252	1,225	17	1,242	236	1,006
1917.....	2,412	27	273	—	2,713	14	249	2,976	53	3,028	1,120	1,909
1918.....	9,911	369	1,706	—	11,986	20	238	12,244	366	12,609	1,685	10,924
1919.....	17,188	4,422	3,625	—	25,234	11	236	25,482	223	25,705	1,226	24,479
1920.....	16,218	5,074	2,769	—	24,061	7	230	24,298	393	24,691	360	24,331
1921.....	16,119	4,919	2,699	—	23,737	11	228	23,976	370	24,346	533	23,814
1922.....	15,965	4,917	1,829	—	22,711	25	228	22,964	296	23,261	264	22,996
1923.....	16,535	4,441	1,031	—	22,008	98	244	22,350	176	22,526	370	22,156
1924.....	15,025	4,149	808	—	20,982	30	239	21,251	165	21,416	238	21,178
1925.....	16,842	2,740	533	95	20,211	30	275	20,516	143	20,659	220	20,439
1926.....	16,928	1,799	453	204	19,384	13	246	19,643	141	19,784	211	19,573
1927.....	15,220	1,986	686	359	18,251	15	245	18,510	145	18,655	233	18,422
1928.....	13,021	2,582	1,252	462	17,318	45	241	17,604	124	17,728	260	17,468
1929.....	12,125	2,267	1,640	607	16,639	51	242	16,931	136	17,067	325	16,743
1930.....	12,111	1,626	1,420	764	15,922	32	232	16,185	113	16,298	313	15,985
1931.....	13,531	452	2,246	291	16,520	52	230	16,801	136	16,938	457	16,481
1932.....	14,250	1,261	3,341	309	19,161	60	266	19,487	130	19,617	391	19,226
1933.....	14,223	4,548	3,063	323	22,158	66	315	22,539	150	22,688	854	21,835
1934.....	16,510	6,653	2,921	396	26,480	54	518	27,053	272	27,326	2,553	24,773
1935.....	14,936	10,023	2,053	633	27,645	231	825	28,701	745	29,446	1,812	27,635
1936.....	18,395	11,381	2,354	626	32,756	169	620	33,545	706	34,252	2,423	31,829
1937.....	21,324	10,617	2,303	1,558	35,803	119	506	36,427	583	37,010	2,543	34,467
1938.....	23,602	9,147	1,154	2,676	36,579	141	447	37,167	884	38,051	2,197	35,855
Month ended—												
1938—July.....	23,634	9,147	1,054	2,810	36,645	106	443	37,194	599	37,793	2,130	35,663
August.....	23,661	9,147	1,304	2,943	37,054	102	440	37,596	549	38,145	2,253	35,892
September.....	24,551	9,067	1,302	2,932	37,852	106	437	38,395	583	38,978	2,959	36,018
October.....	24,582	9,067	1,302	2,949	37,899	94	433	38,426	616	39,041	2,563	36,478
November.....	24,611	9,067	1,303	3,090	38,071	105	431	38,607	593	39,200	2,435	36,765
December.....	25,952	8,496	1,306	3,156	38,911	101	427	39,439	593	40,032	3,031	37,001
1939—January.....	26,086	8,496	1,309	3,215	39,107	109	425	39,641	645	40,286	2,948	37,338
February.....	26,142	8,496	1,310	3,382	39,331	112	421	39,864	722	40,586	3,336	37,250
March.....	27,412	7,270	1,311	3,454	39,448	125	419	39,991	771	40,762	3,367	37,395

April.....	27,460	7,270	1,309	3,492	39,530	122	416	40,068	816	40,884	3,055	37,829
May.....	27,511	7,270	1,308	3,666	39,755	117	414	40,286	772	41,057	2,918	38,139
June.....	27,572	7,243	1,308	3,770	39,892	142	411	40,445	811	41,257	2,817	38,440

¹ For an analysis of the items included in each category in this table, see the statement of the public debt of the United States issued after the close of each month. Details for June 30, 1939, are shown in table 26 on p. 432 of this report, and details for the close of prior fiscal years are shown in similar tables appearing in reports for those years.

² Includes Treasury (war) savings securities.

³ Includes matured interest obligations outstanding; discount accrued on Treasury (war) savings certificates, matured series, settlement warrant checks outstanding; and disbursing officers' checks outstanding; and balances in certain checking accounts of governmental agencies.

NOTE.—Figures are rounded to nearest million and will not necessarily add to totals. For monthly figures back to June 1916, see annual report for 1936, p. 413; and corresponding tables in subsequent reports.

Public debt operations

TABLE 32.—Public debt retirements chargeable against ordinary receipts during the fiscal year 1939, and cumulative totals from July 1, 1917, to June 30, 1938 and 1939, by sources and issues

[On basis of daily Treasury statements (revised), see p. 311]

Detail	Face amount retired	Principal amount paid
Purchases and/or redemptions for cumulative sinking fund:		
Cumulative total to June 30, 1938.....	\$5,922,142,050.00	\$5,914,457,293.87
Fiscal year 1939:		
Redemptions, Treasury notes:		
2½% series D-1938.....	17,001,750.00	17,001,750.00
1½% series E-1938.....	8,919,000.00	8,919,000.00
2½% series A-1939.....	11,240,000.00	11,240,000.00
1½% series C-1939.....	11,353,750.00	11,353,750.00
Total.....	48,514,500.00	48,514,500.00
Cumulative total to June 30, 1939.....	5,970,656,550.00	5,962,971,793.87
Purchases and/or redemptions of bonds, etc., from cash repayments of principal by foreign governments, being repayments of loans under Liberty bond acts (received under ratified or unrati fied debt agreements):		
Cumulative total to June 30, 1938.....	464,049,150.00	454,092,091.91
Fiscal year 1939: 2½% Treasury notes series A-1939.....	120,100.00	120,100.00
Cumulative total to June 30, 1939.....	464,169,250.00	454,212,191.91
Purchases and/or redemptions from franchise tax receipts derived from Federal Reserve banks:		
Cumulative total to June 30, 1938.....	149,809,170.07	149,138,300.29
Fiscal year 1939, no retirements.....		
Cumulative total to June 30, 1939.....	149,809,170.07	149,138,300.29
Purchases and/or redemptions from net earnings derived by the United States from Federal intermediate credit banks (franchise tax receipts):		
Cumulative total to June 30, 1938.....	2,505,019.71	2,496,778.70
Fiscal year 1939: 2½% Treasury notes series A-1939.....	1,501,400.00	1,501,400.00
Cumulative total to June 30, 1939.....	4,006,419.71	3,998,178.70
Redemption of bonds, etc., received as repayments of principal by foreign governments, under ratified debt agreements:		
Cumulative total to June 30, 1938.....	207,271,500.00	207,271,500.00
Fiscal year 1939, no retirements.....		
Cumulative total to June 30, 1939.....	207,271,500.00	207,271,500.00

Redemption of bonds, etc., received as interest payments on obligations of foreign governments, under ratified debt agreements:		
Cumulative total to June 30, 1938.....	908,163,950.00	908,163,950.00
Fiscal year 1939, no retirements.....		
Cumulative total to June 30, 1939.....	908,163,950.00	908,163,950.00
Redemption of bonds, etc., from repayments of principal of loans to States, municipalities, etc., Public Works Administration:		
Fiscal year 1939: 2½% Treasury notes series A-1939.....	8,095,500.00	8,095,500.00
Cumulative total to June 30, 1939.....	8,095,500.00	8,095,500.00
Redemption of Liberty bonds issued in the year 1918 from bequest of James Reuel Smith:		
Cumulative total to June 30, 1938.....	110,000.00	110,000.00
Fiscal year 1939:		
Second 4¼'s.....	1,000.00	1,000.00
Third 4¼'s.....	1,800.00	1,800.00
Total.....	2,800.00	2,800.00
Cumulative total to June 30, 1939.....	112,800.00	112,800.00
Redemption of bonds, etc., received for estate taxes:		
Cumulative total to June 30, 1938.....	66,277,900.00	66,277,900.00
Fiscal year 1939, no retirements.....		
Cumulative total to June 30, 1939.....	66,277,900.00	66,277,900.00
Redemption of bonds, etc., received as gifts and forfeitures or from miscellaneous sources:		
Cumulative total to June 30, 1938.....	³ 11,156,865.30	³ 11,156,865.30
Fiscal year 1939:		
Forfeitures, Treasury bonds:		
3% of 1951-55.....	1,500.00	1,500.00
2½% of 1955-60.....	1,500.00	1,500.00
2½% of 1949-53.....	6,000.00	6,000.00
Total.....	9,000.00	9,000.00
Cumulative total to June 30, 1939.....	11,165,865.30	11,165,865.30
Total purchases and redemptions:		
Cumulative total to June 30, 1938.....	³ 7,731,485,605.08	³ 7,713,164,680.07
Fiscal year 1939.....	58,243,300.00	58,243,300.00
Cumulative total to June 30, 1939.....	7,789,728,905.08	7,771,407,980.07

¹ Includes \$1,240,735.59 applied to the gold reserve.

² Includes \$1,819,669.71 applied to the gold reserve.

³ Amounts exclude \$4,842,066.45 written off the debt Dec. 31, 1920, on account of fractional currency estimated to have been lost or destroyed in circulation.

TABLE 33.—*Summary of transactions in interest-bearing and noninterest-bearing securities, fiscal year 1939*

[On basis of daily Treasury statements (revised), see p. 311]

Class of transactions	Amount
I. Transactions in interest-bearing securities (as affecting the outstanding public debt):	
A. Interest-bearing securities outstanding June 30, 1938.....	\$36,578,684,981.55
B. Interest-bearing securities issued during the fiscal year 1939:	
1. Upon original subscription against cash received.....	13,086,783,066.95
2. Upon exchange, etc., for securities of equal par value retired.....	6,304,871,760.00
3. Upon adjudicated claims for replacement.....	290,670.00
4. Total securities issued.....	19,391,945,496.95
C. Total interest-bearing securities to account for (items A and B-4).....	55,970,630,478.50
D. Interest-bearing securities retired during the fiscal year 1939:	
1. Account of redemption.....	9,695,590,005.00
2. Account of exchange, etc., for securities of equal par value issued.....	6,304,871,760.00
3. Account of loss or destruction (covered by insurance or bonds of indemnity).....	290,670.00
4. Total securities retired.....	16,000,752,435.00
E. Securities outstanding June 30, 1939, which matured during the fiscal year.....	78,033,550.00
F. Total interest-bearing securities outstanding June 30, 1939.....	39,891,844,493.50
G. Total interest-bearing securities accounted for (items D-4, E, and F).....	55,970,630,478.50
II. Transactions in interest-bearing securities and securities which matured prior to July 1, 1938 (as affecting the accountability of the Treasury Department and its agents):	
A. Securities on hand June 30, 1938:	
1. Retired:	
(a) Adjusted service bonds retired account of redemption—in office of Treasurer of the United States.....	5,800.00
(b) Treasury notes retired account of denominational exchange—in Federal Reserve bank.....	200,000.00
2. Unissued:	
(a) Securities in Division of Loans and Currency.....	17,678,015,210.00
(b) Securities in Federal Reserve banks and other Treasury agencies (exclusive of Division of Loans and Currency).....	8,294,488,775.00
3. Total securities on hand June 30, 1938.....	25,972,709,785.00
B. Interest-bearing securities received from Bureau of Engraving and Printing during the fiscal year 1939.....	23,214,107,900.00
C. Securities received for retirement during the fiscal year 1939:	
1. Account of redemption:	
(a) Interest-bearing securities (see item I, D-1, above).....	² 9,720,231,560.00
(b) Securities matured prior to July 1, 1938.....	³ 77,164,521.41
(c) Securities bearing no interest.....	10,181.75

2. Account of exchange, etc., or securities of equal par value issued:	
(a) Interest-bearing securities (see item I, D-2, above).....	6,304,871,760.00
(b) Securities matured prior to July 1, 1938.....	120,100.00
3. Account of loss or destruction (covered by insurance or bonds of indemnity):	
(a) Interest-bearing securities (see item I, D-3, above).....	290,670.00
(b) Securities matured prior to July 1, 1938.....	15,500.00
4. Total securities received for retirement.....	16,102,704,293.16
D. Total securities to account for (items II, A-3, B, and C-4).....	65,289,521,978.16
E. Securities issued during the fiscal year 1939:	
1. Upon original subscription against cash received:	
(a) Interest-bearing securities (see item I, B-1, above).....	13,229,320,250.00
2. Upon exchange, etc., for securities of equal par value retired:	
(a) Interest-bearing securities (see item I, B-2, above).....	6,304,871,760.00
(b) Securities matured prior to July 1, 1938.....	120,100.00
3. Upon adjudicated claims for replacement:	
(a) Interest-bearing securities (see item I, B-3, above).....	290,670.00
(b) Securities matured prior to July 1, 1938.....	15,500.00
4. Total securities issued.....	19,534,618,280.00
F. Securities delivered to the Register of the Treasury during the fiscal year 1939:	
1. Account of redemption:	
(a) Interest-bearing securities (see item II, C-1 (a), above).....	9,720,232,560.00
(b) Securities matured prior to July 1, 1938 (see item II, C-1 (b), above).....	77,164,521.41
(c) Securities bearing no interest (see item II, C-1 (c), above).....	10,181.75
2. Account of exchange, etc., for securities of equal par value issued:	
(a) Interest-bearing securities (see item II, C-2 (a), above).....	6,304,871,760.00
(b) Securities matured prior to July 1, 1938 (see item II, C-2 (b), above).....	120,100.00
3. Account of loss or destruction (covered by insurance or bonds of indemnity):	
(a) Interest-bearing securities (see item II, C-3 (a), above).....	290,670.00
(b) Securities matured prior to July 1, 1938 (see item II, C-3 (b), above).....	15,500.00
4. Unissued securities (excess stock):	
(a) By Division of Loans and Currency.....	758,679,890.00
(b) By Federal Reserve banks and other Treasury agencies (exclusive of Division of Loans and Currency).....	1,598,645,525.00
5. Total securities delivered to Register of the Treasury.....	18,460,030,708.16

Footnotes at end of table.

TABLE 33.—*Summary of transactions in interest-bearing and noninterest-bearing securities, fiscal year 1939—Continued*

Class of transactions	Amount
G. Securities on hand June 30, 1939:	
1. Retired:	
(a) Adjusted service bonds retired account of redemption—in office of Treasurer of the United States	\$4,800.00
(b) Treasury notes retired account of denominational exchange—in Federal Reserve bank	200,000.00
2. Unissued:	
(a) Securities in Division of Loans and Currency	18,917,508,765.00
(b) Securities in Federal Reserve banks and other Treasury agencies (exclusive of Division of Loans and Currency)	8,377,159,425.00
3. Total securities on hand June 30, 1939	27,294,872,990.00
H. Total securities accounted for (items E-4, F-5, and G-3)	65,289,521,978.16

¹ Includes discount accrued on United States savings bonds in amount of \$27,981,080, and receipts in amount of \$44,035,148.82, representing unclassified sales of United States savings bonds in amount of \$44,034,886.32 not yet reported as issued by Post Office Department and payments in the amount of \$262.50 credited in Treasurer's account in the fiscal year 1939, for which original registration stubs were received by the Treasury Department in prior fiscal years.

² Includes United States savings bonds in the face amount of \$106,708,950, redemption value of which is \$82,067,395.

³ Includes matured Treasury (war) savings securities of which \$73,751.41 was charged to interest and \$18,600 to principal.

⁴ Includes United States savings bonds in the face amount of \$358,196,400, sales price of which is \$643,647,300. Includes United States savings bonds issued by Post Office Department in amount of \$4,311.87 for which original registration stubs have been received by Treasury Department, but for which payment has not been received and credited in Treasurer's account.

⁵ Includes United States savings bonds in net amount of \$4,228, in excess of receipts reported by Register of the Treasury, due to redemptions disallowed in one fiscal year not being covered by repayment until a subsequent fiscal year. Includes adjusted service bond in amount of \$50, relating to redemptions in fiscal year 1938, not reported as received by Register of the Treasury.

TABLE 34.—*Summary of transactions in interest-bearing securities, by form of issue, fiscal year 1939*

[On basis of daily Treasury statements (revised), see p. 311]

Account	Pre-war and postal savings bonds	Treasury bonds	United States savings bonds	Adjusted service bonds	Treasury notes	Treasury bills	Certificates of indebtedness	Total
I. Outstanding June 30, 1938.....	\$196,759,920.00	\$21,846,029,950.00	\$1,240,432,055.15	¹ \$818,859,106.40	\$10,424,639,950.00	\$1,154,164,000.00	\$897,800,000.00	\$36,578,684,981.55
II. Issued during 1939:								
A. Upon original subscription against cash received.....		3,372,301,700.00	² 715,659,216.95	6,561,350.00	2,015,895,800.00	5,227,365,000.00	1,749,000,000.00	13,086,783,066.95
B. Upon exchange, etc., for securities of equal par value retired.....	10,728,460.00	2,364,399,700.00	11,396,100.00	3,000.00	3,214,426,500.00	703,918,000.00	-----	6,304,871,760.00
C. Upon adjudicated claims for replacement.....	2,920.00	35,350.00	171,300.00	81,100.00	-----	-----	-----	290,670.00
D. Total issued during 1939....	10,731,380.00	5,736,736,750.00	727,226,616.95	6,645,450.00	5,230,322,300.00	5,931,283,000.00	1,749,000,000.00	19,391,945,496.95
III. Retired during 1939:								
A. Account of redemption.....	289,160.00	9,000.00	82,067,395.00	42,367,850.00	3,205,698,600.00	5,004,858,000.00	1,360,300,000.00	9,695,590,005.00
B. Account of exchange, etc., for securities of equal par value issued.....	10,728,460.00	2,364,399,700.00	11,396,100.00	3,000.00	3,214,426,500.00	703,918,000.00	-----	6,304,871,760.00
C. Account of loss or destruction (covered by insurance or bonds of indemnity).....	2,920.00	35,350.00	171,300.00	81,100.00	-----	-----	-----	290,670.00
D. Total retired during 1939....	11,020,540.00	2,364,444,050.00	93,634,795.00	42,451,950.00	6,420,125,100.00	5,708,776,000.00	1,360,300,000.00	16,000,752,435.00
IV. Outstanding June 30, 1939.....	196,470,760.00	25,218,322,650.00	² 1,874,023,877.10	¹ 783,052,606.40	9,234,837,150.00	1,376,671,000.00	1,286,500,000.00	39,969,878,043.50
Deduct interest-bearing debt which matured during the year.....	100.00	-----	-----	-----	8,931,450.00	69,102,000.00	-----	78,033,550.00
V. Outstanding June 30, 1939.....	196,470,660.00	25,218,322,650.00	² 1,874,023,877.10	¹ 783,052,606.40	9,225,905,700.00	1,307,569,000.00	1,286,500,000.00	39,891,844,493.50

¹ Includes \$500,157,956.40 of 4½% adjusted service bonds—Government life insurance fund series 1946.² Includes discount accrued on United States savings bonds in the amount of \$27,981,080.

TABLE 35.—Changes in interest-bearing debt, by issues, fiscal year 1939

[On basis of daily Treasury statements (revised), see p. 311]

Detail	Outstanding July 1, 1938	Issues during year	Redemptions during year	Outstanding June 30, 1939	
				Transfers to matured debt	Interest-bearing debt
Pre-war bonds:					
3% Panama Canal loan of 1961.....	\$49,800,000.00				\$49,800,000.00
3% conversion bonds of 1946-47.....	28,894,500.00				28,894,500.00
2½% postal savings bonds (fifteenth to forty-ninth series).....	118,065,420.00		\$289,160.00	\$100.00	117,776,160.00
Total pre-war bonds.....	196,759,920.00		289,160.00	100.00	196,470,660.00
Treasury bonds:					
4¼% of 1947-52.....	758,945,800.00				758,945,800.00
4% of 1944-54.....	1,036,692,900.00				1,036,692,900.00
3½% of 1946-56.....	489,080,100.00				489,080,100.00
3½% of 1943-47.....	454,135,200.00				454,135,200.00
3½% of 1940-43.....	352,993,450.00				352,993,450.00
3½% of 1941-43.....	544,870,050.00				544,870,050.00
3½% of 1946-49.....	818,627,000.00				818,627,000.00
3% of 1951-55.....	755,433,500.00		1,500.00		755,432,000.00
3¼% of 1941.....	834,453,200.00				834,453,200.00
3¼% of 1943-45.....	1,400,528,250.00				1,400,528,250.00
3¼% of 1944-46.....	1,518,737,650.00				1,518,737,650.00
3% of 1946-48.....	1,035,874,400.00				1,035,874,400.00
3½% of 1949-52.....	491,375,100.00				491,375,100.00
2½% of 1955-60.....	2,611,095,150.00		1,500.00		2,611,093,650.00
2½% of 1945-47.....	1,214,428,950.00				1,214,428,950.00
2½% of 1948-51.....	1,223,495,850.00				1,223,495,850.00
2½% of 1951-54.....	1,626,687,150.00				1,626,687,150.00
2½% of 1956-59.....	981,827,050.00				981,827,050.00
2½% of 1949-53.....	1,786,146,650.00		6,000.00		1,786,140,650.00
2½% of 1945.....	540,843,550.00				540,843,550.00
2½% of 1948.....	450,978,400.00				450,978,400.00
2½% of 1958-63.....	918,780,600.00				918,780,600.00
2½% of 1950-52.....	\$1,185,841,700.00				1,185,841,700.00
2½% of 1960-65.....	1,485,385,100.00				1,485,385,100.00
2% of 1947.....	701,074,900.00				701,074,900.00
Total Treasury bonds.....	21,846,029,950.00	3,372,301,700.00	9,000.00		25,218,322,650.00

United States savings bonds:					
Series A-1935	181,444,236.75	4,464,081.50	8,579,198.75		177,329,119.50
Series B-1936	334,714,566.50	8,437,512.00	17,747,790.00		325,404,288.50
Series C-1937	441,235,322.50	11,394,934.75	26,825,082.00		425,805,175.25
Series C-1938	229,952,775.00	310,734,327.38	25,355,280.50		515,331,821.88
Series D-1939		336,593,475.00	3,560,043.75		333,033,431.25
Unclassified sales	53,085,154.40	44,034,886.32			97,120,040.72
Total United States savings bonds	1,240,432,055.15	715,659,216.95	82,067,395.00		1,874,023,877.10
3% adjusted service bonds of 1945	318,701,150.00	6,561,350.00	42,367,850.00		282,894,650.00
Treasury notes:					
2½% series D-1938	17,738,700.00		17,001,750.00	736,950.00	
1½% series E-1938	433,460,900.00		432,876,100.00	584,800.00	
2½% series A-1939	1,293,714,200.00		1,287,810,300.00	5,903,900.00	
1½% series B-1939	526,232,500.00				526,232,500.00
1½% series C-1939	941,613,750.00		939,907,950.00	1,705,800.00	
1½% series D-1939	426,554,600.00		415,519,500.00		11,035,100.00
1½% series A-1940	1,378,364,200.00				1,378,364,200.00
1½% series B-1940	738,428,400.00				738,428,400.00
1½% series C-1940	737,161,600.00				737,161,600.00
1½% series A-1941	676,707,600.00				676,707,600.00
1½% series B-1941	503,877,500.00				503,877,500.00
1½% series C-1941	204,425,400.00				204,425,400.00
1½% series A-1942	426,349,500.00				426,349,500.00
2% series B-1942	342,143,300.00				342,143,300.00
1½% series C-1942	232,375,200.00				232,375,200.00
1½% series A-1943	267,775,600.00	361,341,300.00			629,116,900.00
1½% series B-1943		420,973,000.00			420,973,000.00
¾% series A-1944		415,519,500.00			415,519,500.00
Total Treasury notes	9,146,922,950.00	1,197,833,800.00	3,093,115,600.00	8,931,450.00	7,242,709,700.00
Treasury bills, series maturing—					
July 6, 1938	50,090,000.00		50,090,000.00		
Do	100,325,000.00		99,325,000.00	1,000,000.00	
July 13, 1938	50,103,000.00		50,053,000.00	50,000.00	
Do	100,188,000.00		100,188,000.00		
July 20, 1938	50,025,000.00		50,011,000.00	14,000.00	
Do	100,420,000.00		100,420,000.00		
July 27, 1938	50,050,000.00		50,050,000.00		
Aug. 3, 1938	50,021,000.00		49,841,000.00	180,000.00	
Aug. 10, 1938	50,109,000.00		50,109,000.00		
Aug. 17, 1938	50,269,000.00		49,769,000.00	500,000.00	
Aug. 24, 1938	50,409,000.00		50,391,000.00	18,000.00	
Aug. 31, 1938	50,020,000.00		50,020,000.00		
Sept. 7, 1938	100,189,000.00		100,129,000.00	60,000.00	
Sept. 14, 1938	100,701,000.00		100,441,000.00	260,000.00	

TABLE 35.—Changes in interest-bearing debt, by issues, fiscal year 1939—Continued

Detail	Outstanding July 1, 1938	Issues during year	Redemptions during year	Outstanding June 30, 1939	
				Transfers to matured debt	Interest-bearing debt
Treasury bills, series maturing—Continued.					
Sept. 21, 1938	\$101,150,000.00		\$101,090,000.00	\$50,000.00	
Sept. 28, 1938	100,095,000.00		99,984,000.00	111,000.00	
Oct. 5, 1938		\$100,001,000.00	100,001,000.00		
Oct. 13, 1938		100,214,000.00	100,204,000.00	10,000.00	
Oct. 19, 1938		100,124,000.00	99,724,000.00	400,000.00	
Oct. 26, 1938		100,224,000.00	100,224,000.00		
Nov. 2, 1938		100,315,000.00	99,815,000.00	500,000.00	
Nov. 9, 1938		100,025,000.00	99,975,000.00	50,000.00	
Nov. 16, 1938		100,493,000.00	99,893,000.00	600,000.00	
Nov. 23, 1938		100,058,000.00	99,958,000.00	100,000.00	
Nov. 30, 1938		100,506,000.00	98,366,000.00	2,140,000.00	
Dec. 7, 1938		100,148,000.00	99,888,000.00	260,000.00	
Dec. 14, 1938		100,000,000.00	99,585,000.00	415,000.00	
Dec. 21, 1938		100,043,000.00	99,303,000.00	740,000.00	
Dec. 28, 1938		100,028,000.00	99,466,000.00	560,000.00	
Jan. 4, 1939		100,125,000.00	100,025,000.00	100,000.00	
Jan. 11, 1939		100,041,000.00	99,986,000.00	55,000.00	
Jan. 18, 1939		100,029,000.00	99,342,000.00	687,000.00	
Jan. 25, 1939		100,467,000.00	99,549,000.00	918,000.00	
Feb. 1, 1939		100,241,000.00	100,181,000.00	60,000.00	
Feb. 8, 1939		100,729,000.00	97,464,000.00	3,265,000.00	
Feb. 15, 1939		100,544,000.00	99,209,000.00	1,335,000.00	
Feb. 23, 1939		100,323,000.00	96,156,000.00	4,167,000.00	
Mar. 1, 1939		100,304,000.00	100,284,000.00	20,000.00	
Mar. 8, 1939		100,983,000.00	99,873,000.00	1,110,000.00	
Mar. 15, 1939		100,716,000.00	99,701,000.00	1,015,000.00	
Mar. 22, 1939		100,632,000.00	98,000,000.00	2,632,000.00	
Mar. 29, 1939		101,032,000.00	98,068,000.00	2,964,000.00	
Apr. 5, 1939		100,724,000.00	100,416,000.00	308,000.00	
Apr. 12, 1939		101,344,000.00	101,179,000.00	165,000.00	
Apr. 19, 1939		101,152,000.00	99,487,000.00	1,665,000.00	
Apr. 26, 1939		100,441,000.00	97,993,000.00	2,448,000.00	
May 3, 1939		100,587,000.00	99,364,000.00	1,223,000.00	
May 10, 1939		101,287,000.00	100,913,000.00	374,000.00	
May 17, 1939		100,378,000.00	98,864,000.00	1,514,000.00	
May 24, 1939		100,785,000.00	98,385,000.00	2,400,000.00	
May 31, 1939		101,954,000.00	99,819,000.00	2,135,000.00	
June 7, 1939		100,487,000.00	93,147,000.00	7,340,000.00	
June 14, 1939		100,369,000.00	87,069,000.00	13,300,000.00	

183451-40-31

June 21, 1939.....		101,449,000.00	94,083,000.00	7,366,000.00	
June 28, 1939.....		100,496,000.00	97,988,000.00	2,508,000.00	
July 5, 1939.....		100,287,000.00			\$100,287,000.00
July 12, 1939.....		100,167,000.00			100,167,000.00
July 19, 1939.....		100,444,000.00			100,444,000.00
July 26, 1939.....		100,205,000.00			100,205,000.00
Aug. 2, 1939.....		100,384,000.00			100,384,000.00
Aug. 9, 1939.....		101,918,000.00			101,918,000.00
Aug. 16, 1939.....		100,341,000.00			100,341,000.00
Aug. 23, 1939.....		101,001,000.00			101,001,000.00
Aug. 30, 1939.....		100,521,000.00			100,521,000.00
Sept. 6, 1939.....		100,912,000.00			100,912,000.00
Sept. 13, 1939.....		100,342,000.00			100,342,000.00
Sept. 20, 1939.....		100,938,000.00			100,938,000.00
Sept. 27, 1939.....		100,109,000.00			100,109,000.00
Total Treasury bills.....	1,154,164,000.00	5,227,365,000.00	5,004,858,000.00	69,102,000.00	1,307,569,000.00
Special issues:					
Adjusted service bonds (Government life insurance fund series).....	500,157,956.40				500,157,956.40
Treasury notes:					
Old-age reserve account series.....	662,300,000.00	514,900,000.00			1,177,200,000.00
Railroad retirement series.....	66,200,000.00	11,000,000.00	10,000,000.00		67,200,000.00
Civil service retirement fund series.....	388,900,000.00	121,700,000.00	45,200,000.00		465,400,000.00
Foreign Service retirement fund series.....	3,328,000.00	857,000.00	657,000.00		3,528,000.00
Canal Zone retirement fund series.....	3,662,000.00	610,000.00	326,000.00		3,946,000.00
Alaska Railroad retirement fund series.....	327,000.00	236,000.00			563,000.00
Postal Savings System series.....	45,000,000.00	96,000,000.00	13,000,000.00		128,000,000.00
Federal Deposit Insurance Corporation series.....	85,000,000.00	30,000,000.00	14,000,000.00		101,000,000.00
Government life insurance fund series.....	23,000,000.00	42,759,000.00	29,400,000.00		36,359,000.00
Certificates of indebtedness:					
Adjusted service certificate fund series.....	25,800,000.00	23,000,000.00	29,300,000.00		19,500,000.00
Unemployment trust fund series.....	872,000,000.00	1,726,000,000.00	1,331,000,000.00		1,267,000,000.00
Total special issues.....	2,675,674,956.40	2,567,062,000.00	1,472,883,000.00		3,769,853,956.40
Total all securities.....	36,578,684,981.55	13,086,783,066.95	9,695,590,005.00	78,033,550.00	39,891,844,493.50

TABLE 36.—*Transactions in noninterest-bearing securities, by issues, fiscal year 1939*

[On basis of daily Treasury statements (revised), see p. 311]

Title of issue	Rate of interest ¹	Outstanding July 1, 1938	Issued account of original subscription	Retired account of redemption	Issued and retired account of exchange, etc.	Transfers from interest-bearing debt	Outstanding June 30, 1939
MATURED DEBT ON WHICH INTEREST HAS CEASED							
I. Pre-war and postal savings bonds, etc.:	Percent						
Compound interest notes (1864-66).....	² / ₆	\$156,260.00		\$10.00			\$156,250.00
Funded loan of 1907 (refunding).....	⁴ / ₄	344,900.00		700.00			344,200.00
Refunding certificates (1879).....	⁴ / ₄	8,470.00		180.00			8,290.00
1-year notes of 1863.....	⁵ / ₅	29,980.00					29,980.00
Consols of 1867.....	⁶ / ₆	83,650.00					83,650.00
Funded loan of 1891 (refunding).....	⁴ / ₂	18,700.00					18,700.00
Loan of 1908-18.....	³ / ₄	151,720.00		11,260.00			140,460.00
Loan of 1925.....	⁴ / ₄	58,300.00					58,300.00
Postal savings bonds.....	² / ₂	43,820.00		6,120.00		\$100.00	37,800.00
Consols of 1930.....	² / ₂	2,261,950.00		600.00			2,261,350.00
Panama Canal loan of 1916-36.....	² / ₂	92,240.00		2,000.00			90,240.00
Panama Canal loan of 1918-38.....	² / ₂	85,060.00					85,060.00
All other issues ²	Various	620,310.26					620,310.26
Total pre-war and postal savings bonds, etc.		3,955,360.26		20,870.00		100.00	3,934,590.26
II. Liberty loan bonds:							
First Liberty loan:							
First ³ / ₂ 's.....	³ / ₂	10,421,050.00		1,516,500.00	\$250.00		8,904,550.00
First 4's.....	⁴ / ₄	192,600.00		14,900.00	3,950.00		177,700.00
First ⁴ / ₂ 's.....	⁴ / ₂	4,140,400.00		803,300.00	1,100.00		3,337,100.00
First-second ⁴ / ₂ 's.....	⁴ / ₂	20,850.00		1,200.00			19,650.00
Total.....		14,774,900.00		2,335,900.00	5,300.00		12,439,000.00
Second Liberty loan:							
Second 4's.....	⁴ / ₄	515,400.00		18,150.00	14,450.00		497,250.00
Second ⁴ / ₂ 's.....	⁴ / ₂	808,100.00		45,750.00	4,900.00		762,350.00
Total.....		1,323,500.00		63,900.00	19,350.00		1,259,600.00
Third Liberty loan.....	⁴ / ₂	2,129,950.00		142,650.00	24,200.00		1,987,300.00
Fourth Liberty loan.....	⁴ / ₂	23,314,550.00		5,429,600.00	86,750.00		17,884,950.00
Total Liberty loan bonds.....		41,542,900.00		7,972,050.00	135,600.00		33,570,850.00

III. Victory notes:

Victory 3½'s.....	3¾	10,900.00	10,000.00	900.00
Victory 4½'s.....	4¾	655,350.00	41,750.00	613,600.00
Total Victory notes.....		666,250.00	51,750.00	614,500.00

IV. Treasury notes, series:

A-1924.....	5¾	17,200.00		17,200.00
A-1925.....	4¾	9,000.00	1,000.00	8,000.00
B-1925.....	4¾	30,900.00		30,900.00
C-1925.....	4½	14,100.00	1,600.00	12,500.00
A-1926.....	4¾	2,800.00		2,800.00
B-1926.....	4¾	7,300.00		7,300.00
A-1927.....	4½	15,100.00		15,100.00
B-1927.....	4¾	25,300.00	2,800.00	22,500.00
A-1930-32.....	3½	155,000.00	1,200.00	153,800.00
B-1930-32.....	3½	90,050.00	17,800.00	72,250.00
C-1930-32.....	3½	76,700.00	5,750.00	70,950.00
1932.....	3½	132,200.00	27,600.00	104,600.00
A-1934.....	3	99,200.00		99,200.00
B-1934.....	2½	67,000.00	8,000.00	59,000.00
A-1935.....	3	458,300.00	316,700.00	141,600.00
B-1935.....	1½	11,214,200.00	5,000.00	11,209,200.00
C-1935.....	2½	125,000.00	29,000.00	96,000.00
D-1935.....	2½	286,600.00	17,700.00	268,900.00
A-1936.....	3¾	257,900.00	36,600.00	221,300.00
B-1936.....	2¾	529,000.00	353,200.00	175,800.00
C-1936.....	2¾	469,400.00	266,800.00	202,600.00
D-1936.....	1½	229,500.00	28,000.00	201,500.00
A-1937.....	1½	112,400.00	30,000.00	82,400.00
B-1937.....	3¾	1,582,000.00	1,002,200.00	579,800.00
C-1937.....	3	502,000.00	222,500.00	279,500.00
A-1938.....	3	199,400.00	99,700.00	99,700.00
B-1938.....	2¾	1,286,800.00	853,900.00	432,900.00
C-1938.....	2¾	3,533,000.00	2,859,900.00	673,100.00
D-1938.....	3	713,000.00	324,500.00	388,500.00
E-1938.....	2½			736,950.00
A-1939.....	1¾			584,800.00
C-1939.....	2¾			5,903,900.00
	1½			1,705,800.00
Total Treasury notes.....		22,240,350.00	6,511,450.00	8,931,450.00
				24,660,350.00

V. Certificates of indebtedness:

Tax issues, series:

TJ-1920.....	4½	1,000.00	1,000.00	
TD-1920.....	4¾	1,000.00	1,000.00	
TM2-1921.....	5¾	1,500.00	1,500.00	
TJ-1921.....	6	2,500.00	1,000.00	1,500.00

Footnotes at end of table.

TABLE 36.—Transactions in noninterest-bearing securities, by issues, fiscal year 1939—Continued

Title of issue	Rate of interest ¹	Outstanding July 1, 1938	Issued account of original subscription	Retired account of redemption	Issued and retired account of exchange, etc.	Transfers from interest-bearing debt	Outstanding June 30, 1939
MATURED DEBT ON WHICH INTEREST HAS CEASED—continued							
V. Certificates of indebtedness—Continued.							
Tax issues, series—Continued.	Percent						
TD-1921	6	\$2,000.00					\$2,000.00
TS-1921	6	2,000.00		\$500.00			1,500.00
TD-1922	4½	1,000.00					1,000.00
TM-1924	4½	1,000.00					1,000.00
TJ-1929	4½	1,800.00					1,800.00
TS-1929	4½	11,500.00					11,500.00
TD-1929	4½	68,000.00					68,000.00
TD2-1929	4½	3,500.00					3,500.00
TM-1930	5½	71,500.00		3,000.00			68,500.00
TJ-1930	4½	24,000.00		500.00			23,500.00
TS-1930	3½	2,000.00					2,000.00
TD-1930	3½	7,000.00					7,000.00
TJ2-1931	1¾	1,500.00		500.00			1,000.00
TS-1931	2¾	27,500.00		10,000.00			17,500.00
TS2-1931	1½	5,000.00					5,000.00
TD2-1931	1½	1,000.00					1,000.00
TM-1932	2	17,000.00		15,000.00			2,000.00
TJ-1932	2¾	528,500.00					528,500.00
TS-1932	1½	50,500.00		37,000.00			13,500.00
TS2-1932	3	210,000.00		54,000.00			156,000.00
TO-1932	3½	22,000.00					22,000.00
TM-1933	3¾	160,000.00		12,500.00			147,500.00
TJ-1933	1½	583,500.00		55,500.00			528,000.00
First-maturing Mar. 15, 1933	2	147,550.00		35,050.00			112,500.00
TS-1933	1½	426,000.00		130,000.00			296,000.00
TD-1933	¾	929,500.00		55,500.00			874,000.00
TAG-1933	4	151,500.00		36,000.00			115,500.00
TD2-1933	4½	729,000.00		26,000.00			703,000.00
TM-1934	¾	81,000.00					81,000.00
TJ-1934	¼	430,000.00		71,000.00			359,000.00
TD-1934	2¼	44,000.00		21,000.00			23,000.00
TS-1934	1½	33,000.00		10,000.00			23,000.00
All other issues ⁴	Various	12,000.00					12,000.00
Loan issues, series:							
March 20, 1918	4½	500.00		500.00			
B-1922	5½	1,000.00					1,000.00
A-1932	3½	45,000.00					45,000.00
A-1933	3¾	24,500.00		20,000.00			4,500.00

B-1933.....	2	88,000.00	12,000.00	76,000.00
All other issues ¹	Various	4,500.00		4,500.00
Total certificates of indebtedness.....		4,954,850.00	610,050.00	4,344,800.00
VI. Treasury bills, series matured: ¹				
April 27, 1932.....	2,483	2,000.00	1,000.00	1,000.00
May 18, 1932.....	2,761	31,000.00	10,000.00	21,000.00
Aug. 17, 1932.....	425	10,000.00		10,000.00
Sept. 28, 1932.....	408	1,000.00	1,000.00	
Oct. 11, 1932.....	385	20,000.00	20,000.00	
May 17, 1933.....	228	37,000.00	21,000.00	16,000.00
Aug. 9, 1933.....	481	7,000.00		7,000.00
Jan. 31, 1934.....	216	1,000.00	1,000.00	
Sept. 5, 1934.....	434	12,000.00	8,000.00	
Mar. 6, 1935.....	181	40,000.00	40,000.00	4,000.00
Mar. 13, 1935.....	226	70,000.00	70,000.00	
Apr. 17, 1935.....	209	9,000.00	9,000.00	
May 22, 1935.....	208	30,000.00		30,000.00
June 5, 1935.....	219	24,000.00	12,000.00	12,000.00
July 31, 1935.....	136	5,000.00	5,000.00	
Aug. 28, 1935.....	108	30,000.00		30,000.00
Sept. 4, 1935.....	100	13,000.00	13,000.00	
Sept. 11, 1935.....	094	15,000.00	15,000.00	
Sept. 18, 1935.....	094	25,000.00		25,000.00
Dec. 31, 1935.....	157	10,000.00		10,000.00
Jan. 8, 1936.....	176	73,000.00	15,000.00	58,000.00
June 3, 1936.....	151	19,000.00		19,000.00
June 10, 1936.....	176	26,000.00	14,000.00	12,000.00
July 22, 1936.....	177	40,000.00	20,000.00	20,000.00
Aug. 19, 1936.....	142	15,000.00	15,000.00	
Aug. 26, 1936.....	131	10,000.00		10,000.00
Dec. 23, 1936.....	118	40,000.00		40,000.00
Jan. 6, 1937.....	113	1,000.00	1,000.00	
Jan. 13, 1937.....	100	10,000.00	10,000.00	
Jan. 27, 1937.....	089	40,000.00		40,000.00
Feb. 3, 1937.....	125	11,000.00	11,000.00	
Feb. 24, 1937.....	200	18,000.00	18,000.00	
May 12, 1937.....	213	18,000.00	1,000.00	17,000.00
June 2, 1937.....	149	150,000.00	150,000.00	
June 9, 1937.....	130	31,000.00		31,000.00
June 16, 1937.....	224	12,000.00	1,000.00	11,000.00
June 17, 1937.....	440	50,000.00	50,000.00	
July 28, 1937.....	120	10,000.00		10,000.00
Sept. 15, 1937.....	117	52,000.00		52,000.00
Sept. 16, 1937.....	545	1,000.00		1,000.00
Sept. 16, 1937.....	543	809,000.00	1,000.00	808,000.00
Sept. 17, 1937.....	531	10,000.00		10,000.00
Sept. 17, 1937.....	507	10,000.00	3,000.00	7,000.00
Sept. 18, 1937.....	479	1,200,000.00	1,200,000.00	
Sept. 22, 1937.....	225	50,000.00	50,000.00	

Footnotes at end of table.

TABLE 36.—Transactions in noninterest-bearing securities, by issues, fiscal year 1939—Continued

Title of issue	Rate of interest ¹	Outstanding July 1, 1938	Issued account of original subscription	Retired account of redemption	Issued and retired account of exchange, etc.	Transfers from interest-bearing debt	Outstanding June 30, 1939
MATURED DEBT ON WHICH INTEREST HAS CEASED—continued							
VI. Treasury bills, series matured ¹ —Continued.	Percent						
Oct. 6, 1937.....	316	\$100,000.00					\$100,000.00
Oct. 13, 1937.....	333	150,000.00		\$100,000.00			50,000.00
Oct. 27, 1937.....	361	7,000.00					7,000.00
Nov. 3, 1937.....	401	105,000.00		105,000.00			
Nov. 17, 1937.....	373	160,000.00		160,000.00			
Nov. 24, 1937.....	386	68,000.00					68,000.00
Dec. 1, 1937.....	402	103,000.00		103,000.00			
Dec. 8, 1937.....	454	35,000.00		35,000.00			
Dec. 15, 1937.....	525	248,000.00		248,000.00			
Dec. 16, 1937.....	419	150,000.00					150,000.00
Dec. 18, 1937.....	216	10,000.00		10,000.00			
Dec. 22, 1937.....	711	50,000.00		50,000.00			
Jan. 12, 1938.....	667	85,000.00					85,000.00
Jan. 19, 1938.....	701	309,000.00		309,000.00			
Jan. 26, 1938.....	715	690,000.00					690,000.00
Feb. 2, 1938.....	738	58,000.00		58,000.00			
Feb. 9, 1938.....	723	40,000.00		20,000.00			20,000.00
Feb. 16, 1938.....	685	5,000.00		5,000.00			
Feb. 23, 1938.....	617	20,000.00					20,000.00
Mar. 2, 1938.....	562	324,000.00		274,000.00			50,000.00
Mar. 9, 1938.....	545	305,000.00		10,000.00			295,000.00
Mar. 16, 1938.....	572	82,000.00		82,000.00			
Mar. 17, 1938.....	143	50,000.00		50,000.00			
Mar. 18, 1938.....	117	40,000.00					40,000.00
Mar. 18, 1938.....	119	302,000.00		302,000.00			
Mar. 19, 1938.....	129	210,000.00		90,000.00			120,000.00
Mar. 19, 1938.....	124	385,000.00		376,000.00			9,000.00
Mar. 23, 1938.....	578	160,000.00		100,000.00			60,000.00
Mar. 23, 1938.....	102	320,000.00		310,000.00			10,000.00
Mar. 30, 1938.....	619	130,000.00		115,000.00			15,000.00
Mar. 30, 1938.....	101	30,000.00		20,000.00			10,000.00
Apr. 6, 1938.....	490	36,000.00		16,000.00			20,000.00
Apr. 6, 1938.....	065	6,000.00					6,000.00
Apr. 13, 1938.....	514	331,000.00		281,000.00			50,000.00
Apr. 13, 1938.....	097	5,000.00		5,000.00			
Apr. 20, 1938.....	502	40,000.00		10,000.00			30,000.00
Apr. 27, 1938.....	485	545,000.00		215,000.00			330,000.00
Apr. 27, 1938.....	103	247,000.00		15,000.00			232,000.00
May 4, 1938.....	467	361,000.00		361,000.00			
May 4, 1938.....	084	125,000.00		125,000.00			
May 11, 1938.....	478	116,000.00		76,000.00			40,000.00

May 11, 1938	.080	991,000.00		991,000.00		
May 18, 1938	.459	13,000.00		13,000.00		
May 18, 1938	.078	417,000.00		287,000.00		130,000.00
May 25, 1938	.524	917,000.00		817,000.00		100,000.00
May 25, 1938	.092	13,000.00		13,000.00		
June 1, 1938	.615	703,000.00		700,000.00		3,000.00
June 1, 1938	.086	1,258,000.00		1,133,000.00		125,000.00
June 8, 1938	.711	129,000.00		76,000.00		53,000.00
June 8, 1938	.073	855,000.00		714,000.00		141,000.00
June 15, 1938	.584	2,734,000.00		2,729,000.00		5,000.00
June 15, 1938	.070	2,000,000.00		2,000,000.00		
June 16, 1938	.058	2,528,000.00		2,508,000.00		20,000.00
June 16, 1938	.059	4,269,000.00		4,235,000.00		34,000.00
June 17, 1938	.068	2,178,000.00		2,114,000.00		64,000.00
June 17, 1938	.059	2,277,000.00		2,277,000.00		
June 18, 1938	.081	3,229,000.00		2,529,000.00		700,000.00
June 22, 1938	.441	2,255,000.00		1,755,000.00		500,000.00
June 22, 1938	.067	873,000.00		863,000.00		10,000.00
June 29, 1938	.384	5,826,000.00		5,687,000.00		139,000.00
June 29, 1938	.087	24,643,000.00		24,643,000.00		
Various series from July 1, 1938, to June 30, 1939, matured during fiscal year ⁵	Various				\$69,102,000.00	69,102,000.00
Total Treasury bills		67,749,000.00		61,906,000.00	69,102,000.00	74,945,000.00
VII. Treasury (war) savings securities:						
Treasury savings certificates:						
Issued Dec. 15, 1921		40,800.00		2,975.00		37,825.00
Issued Sept. 30, 1922		128,750.00		4,750.00		124,000.00
Issued Dec. 1, 1923		72,250.00		10,875.00		61,375.00
Total Treasury savings certificates		241,800.00		18,600.00		223,200.00
VIII. Total matured debt		141,350,510.26		77,090,770.00	\$135,600.00	78,033,550.00
DEBT BEARING NO INTEREST						
I. United States notes (less gold reserve)		190,641,585.07				190,641,585.07
II. Old demand notes		53,012.50				53,012.50
III. National and Federal Reserve bank notes		251,527,461.50		36,182,335.00		215,365,126.50
IV. Fractional currency		1,978,715.78				1,978,715.78
V. Thrift and Treasury savings stamps (unclassified sales, etc.)		3,251,184.64	\$91.60	10,181.75		3,241,094.49
Total debt bearing no interest		447,451,959.49	91.60	36,172,516.75		411,279,534.34

¹ Treasury bills are sold on a discount basis on competitive bidding. The average sale price of these series gives an approximate yield on a bank discount basis.

² Interest compounded.

³ Represents issues in which there were no transactions during the fiscal years 1930 to 1939; for amount of each issue outstanding (unchanged since June 30, 1929), see annual report for 1929, p. 478.

⁴ Represents issues in which there were no transactions during the fiscal years 1933 to 1939; for amount of each issue outstanding (unchanged since June 30, 1932), see annual report for 1932, p. 418.

⁵ For details, see p. 463.

TABLE 37.—Issues, maturities, and redemptions of interest-bearing securities, exclusive of trust account and other special issues, July 1938 through June 1939 ¹

Date	Issue	Rate of interest ²	Amount issued ³	Amount matured (or redeemed)
1938		Percent		
July 1	Postal savings bonds, series 15.....	2½		\$198,180.00
6	Treasury bills, issued Oct. 6, 1937.....	.438		50,090,000.00
6	Treasury bills, issued Apr. 6, 1938.....	.139		100,325,000.00
6	Treasury bills, maturing Oct. 5, 1938.....	.023	\$100,001,000.00	
13	Treasury bills, issued Oct. 13, 1937.....	.429		50,103,000.00
13	Treasury bills, issued Apr. 13, 1938.....	.146		100,188,000.00
13	Treasury bills, maturing Oct. 13, 1938.....	.038	100,214,000.00	
20	Treasury bills, issued Oct. 20, 1937.....	.362		50,025,000.00
20	Treasury bills, issued Apr. 20, 1938.....	.061		100,420,000.00
20	Treasury bills, maturing Oct. 19, 1938.....	.054	100,124,000.00	
27	Treasury bills, issued Apr. 27, 1938.....	.037		50,050,000.00
27	Treasury bills, maturing Oct. 26, 1938.....	.059	100,224,000.00	
31	United States savings bonds, series A-1935.....	2.9	238,737.00	843,244.75
31	United States savings bonds, series B-1936.....	2.9	947,965.00	1,875,891.50
31	United States savings bonds, series C-1937.....	2.9	1,674,318.25	2,733,515.75
31	United States savings bonds, series C-1938.....	2.9	33,016,725.00	1,419,506.25
31	United States savings bonds, unclassified sales.....	2.9	7,850,131.79	
	Total, July.....		444,290,877.04	508,271,338.25
Aug. 3	Treasury bills, issued May 4, 1938.....	.033		50,021,000.00
3	Treasury bills, maturing Nov. 2, 1938.....	.062	100,315,000.00	
10	Treasury bills, issued May 11, 1938.....	.029		50,109,000.00
10	Treasury bills, maturing Nov. 9, 1938.....	.044	100,025,000.00	
17	Treasury bills, issued May 18, 1938.....	.027		50,269,000.00
17	Treasury bills, maturing Nov. 16, 1938.....	.047	100,493,000.00	
24	Treasury bills, issued May 25, 1938.....	.025		50,409,000.00
24	Treasury bills, maturing Nov. 23, 1938.....	.048	100,058,000.00	
31	Treasury bills, issued June 1, 1938.....	.025		50,020,000.00
31	Treasury bills maturing Nov. 30, 1938.....	.047	100,506,000.00	
31	United States savings bonds, series A-1935.....	2.9	133,281.75	714,920.00
31	United States savings bonds, series B-1936.....	2.9	560,602.75	1,704,318.25
31	United States savings bonds, series C-1937.....	2.9	939,286.00	2,513,514.00
31	United States savings bonds, series C-1938.....	2.9	34,382,718.75	1,504,931.25
31	United States savings bonds, unclassified sales.....	2.9	1,187,456.40	
	Total, August.....		538,600,345.65	257,265,683.50
Sept. 7	Treasury bills, issued June 8, 1938.....	.040		100,189,000.00
7	Treasury bills, maturing Dec. 7, 1938.....	.049	100,148,000.00	
14	Treasury bills, issued June 15, 1938.....	.027		100,701,000.00
14	Treasury bills, maturing Dec. 14, 1938.....	.103	100,000,000.00	
15	Treasury notes, series D-1938.....	2½		17,738,700.00
15	Treasury notes, series E-1938, redeemed in exchange for Treasury notes, series A-1943 and Treasury bonds of 1950-52.....	1½		423,957,100.00
15	Treasury notes, series A-1943 (First additional to June 15, 1938, issue).....	1½	361,341,300.00	
15	Treasury bonds of 1950-52.....	2½	866,397,200.00	
21	Treasury bills, issued June 22, 1938.....	.016		101,150,000.00
21	Treasury bills, maturing Dec. 21, 1938.....	.106	100,043,000.00	
28	Treasury bills, issued June 29, 1938.....	.011		100,095,000.00
28	Treasury bills, maturing Dec. 28, 1938.....	.142	100,026,000.00	
30	United States savings bonds, series A-1935.....	2.9	534,592.25	745,976.50
30	United States savings bonds, series B-1936.....	2.9	602,400.25	1,624,843.50
30	United States savings bonds, series C-1937.....	2.9	836,923.50	2,556,388.00
30	United States savings bonds, series C-1938.....	2.9	70,947,637.50	1,691,868.75
30	United States savings bonds, unclassified sales.....	2.9	58,081,865.84	
	Miscellaneous.....			5,000.00
	Total, September.....		1,662,795,688.26	850,454,876.75
Oct. 5	Treasury bills, issued July 6, 1938.....	.023		100,001,000.00
5	Treasury bills, maturing Jan. 4, 1939.....	.032	100,125,000.00	
13	Treasury bills, issued July 13, 1938.....	.038		100,214,000.00
13	Treasury bills, maturing Jan. 11, 1939.....	.022	100,041,000.00	
19	Treasury bills, issued July 20, 1938.....	.054		100,124,000.00
19	Treasury bills, maturing Jan. 18, 1939.....	.018	100,029,000.00	
26	Treasury bills, issued July 27, 1938.....	.059		100,224,000.00
26	Treasury bills, maturing Jan. 25, 1939.....	.026	100,467,000.00	
31	United States savings bonds, series A-1935.....	2.9	482,261.50	844,611.25
31	United States savings bonds, series B-1936.....	2.9	602,272.25	1,484,880.00
31	United States savings bonds, series C-1937.....	2.9	733,748.50	2,377,153.75
31	United States savings bonds, series C-1938.....	2.9	5,892,881.25	1,827,318.75
31	United States savings bonds, unclassified sales.....	2.9	32,504,445.94	
	Total, October.....		440,877,609.44	407,096,963.75

Footnotes at end of table.

TABLE 37.—*Issues, maturities, and redemptions of interest-bearing securities, exclusive of trust account and other special issues, July 1938 through June 1939*—Continued

Date	Issue	Rate of interest ²	Amount issued ³	Amount matured (or redeemed)
1938				
Nov. 2	Treasury bills, issued Aug. 3, 1938.....	Percent 0.062		\$100,315,000.00
2	Treasury bills, maturing Feb. 1, 1939.....	.027	\$100,241,000.00	
9	Treasury bills, issued Aug. 10, 1938.....	.044		100,025,000.00
9	Treasury bills, maturing Feb. 8, 1939.....	.022	100,729,000.00	
16	Treasury bills, issued Aug. 17, 1938.....	.047		100,493,000.00
23	Treasury bills, maturing Feb. 15, 1939.....	.027	100,544,000.00	
23	Treasury bills, issued Aug. 24, 1938.....	.048		100,058,000.00
23	Treasury bills, maturing Feb. 23, 1939.....	.026	100,323,000.00	
30	Treasury bills, issued Aug. 31, 1938.....	.047		100,506,000.00
30	Treasury bills, maturing Mar. 1, 1939.....	.021	100,304,000.00	
30	United States savings bonds, series A-1935.....	2.9	401,804.75	705,301.25
30	United States savings bonds, series B-1936.....	2.9	548,961.00	1,339,248.25
30	United States savings bonds, series C-1937.....	2.9	659,533.00	1,882,445.25
30	United States savings bonds, series C-1938.....	2.9	33,293,906.25	1,629,356.25
30	United States savings bonds, unclassified sales.....	2.9	2,198,921.82	
Total, November.....			539,244,126.82	506,953,346.00
Dec.				
7	Treasury bills, issued Sept. 7, 1938.....	.049		100,148,000.00
7	Treasury bills, maturing Mar. 8, 1939.....	.017	100,983,000.00	
14	Treasury bills, issued Sept. 14, 1938.....	.103		100,000,000.00
14	Treasury bills, maturing Mar. 15, 1939.....	.013	100,716,000.00	
15	Treasury notes, series E-1938.....	1 1/4		9,503,800.00
15	Treasury notes, series C-1939, redeemed in exchange for Treasury bonds of 1960-65, Treasury bonds of 1947, and Treasury notes, series B-1943.....	1 1/4		928,554,200.00
15	Treasury bonds of 1960-65.....	2 3/4	591,089,500.00	
15	Treasury bonds of 1947.....	2	701,074,900.00	
15	Treasury notes, series B-1943.....	1 1/4	367,859,800.00	
21	Treasury bills, issued Sept. 21, 1938.....	.106		100,043,000.00
21	Treasury bills, maturing Mar. 22, 1939.....	.006	100,632,000.00	
28	Treasury bills, issued Sept. 28, 1938.....	.142		100,028,000.00
28	Treasury bills, maturing Mar. 29, 1939.....	Negative	101,032,000.00	
31	United States savings bonds, series A-1935.....	2.9	468,567.25	701,243.50
31	United States savings bonds, series B-1936.....	2.9	1,013,081.00	1,391,378.75
31	United States savings bonds, series C-1937.....	2.9	936,965.25	2,084,656.50
31	United States savings bonds, series C-1938.....	2.9	41,847,112.50	2,019,037.50
31	United States savings bonds, unclassified sales.....	2.9	4,734,712.08	
Total, December.....			2,112,387,638.08	1,344,471,316.25
1939				
Jan. 1	Postal savings bonds, series 16.....	2 1/2		91,080.00
4	Treasury bills, issued Oct. 5, 1938.....	.032		100,125,000.00
4	Treasury bills, maturing Apr. 5, 1939.....	Negative	100,724,000.00	
11	Treasury bills, issued Oct. 13, 1938.....	.022		100,041,000.00
11	Treasury bills, maturing Apr. 12, 1939.....	Negative	101,344,000.00	
18	Treasury bills, issued Oct. 19, 1938.....	.018		100,029,000.00
18	Treasury bills, maturing Apr. 19, 1939.....	.001	101,152,000.00	
25	Treasury bills, issued Oct. 26, 1938.....	.026		100,467,000.00
25	Treasury bills, maturing Apr. 26, 1939.....	.007	100,441,000.00	
31	United States savings bonds, series A-1935.....	2.9	232,491.75	710,930.50
31	United States savings bonds, series B-1936.....	2.9	923,702.50	1,424,401.50
31	United States savings bonds, series C-1937.....	2.9	1,635,538.50	2,354,842.25
31	United States savings bonds, series C-1938.....	2.9	37,352,330.75	2,406,046.50
31	United States savings bonds, series D-1939.....	2.9	19,712,662.50	
31	United States savings bonds, unclassified sales.....	2.9	85,970,046.29	
Total, January.....			549,487,772.29	407,649,300.75
Feb.				
1	Treasury bills, issued Nov. 2, 1938.....	.027		100,241,000.00
1	Treasury bills, maturing May 3, 1939.....	.002	100,587,000.00	
8	Treasury bills, issued Nov. 9, 1938.....	.022		100,729,000.00
8	Treasury bills, maturing May 10, 1939.....	.004	101,287,000.00	
15	Treasury bills, issued Nov. 16, 1938.....	.027		100,544,000.00
15	Treasury bills, maturing May 17, 1939.....	.005	100,378,000.00	
23	Treasury bills, issued Nov. 23, 1938.....	.026		100,323,000.00
23	Treasury bills, maturing May 24, 1939.....	.004	100,785,000.00	
28	United States savings bonds, series A-1935.....	2.9	130,082.00	545,714.75
28	United States savings bonds, series B-1936.....	2.9	543,617.00	1,197,868.25
28	United States savings bonds, series C-1937.....	2.9	913,325.75	1,860,368.50
28	United States savings bonds, series C-1938.....	2.9	51,999,375.06	2,245,013.75
28	United States savings bonds, series D-1939.....	2.9	12,598,800.00	7,500.00
28	United States savings bonds, unclassified sales.....	2.9	2,155,213.43	
	Miscellaneous.....			4,000.00
Total, February.....			471,377,413.24	407,697,465.25

Footnotes at end of table.

TABLE 37.—*Issues, maturities, and redemptions of interest-bearing securities, exclusive of trust account and other special issues, July 1938 through June 1939*¹—Continued

Date	Issue	Rate of interest ²	Amount issued ³	Amount matured (or redeemed)
1939		<i>Percent</i>		
Mar. 1	Treasury bills, issued Nov. 30, 1938.....	0.021		\$100,304,000.00
1	Treasury bills, maturing May 31, 1939.....	.004	\$101,954,000.00	
8	Treasury bills, issued Dec. 7, 1938.....	.017		100,983,000.00
8	Treasury bills, maturing June 7, 1939.....	.000	100,487,000.00	
15	Treasury bills, issued Dec. 14, 1938.....	.013		100,716,000.00
15	Treasury bills, maturing June 14, 1939.....	.002	100,369,000.00	
15	Treasury notes, series A-1939, redeemed in exchange for Treasury bonds of 1960-65.....	2½		894,295,600.00
15	Treasury notes, series A-1939, redeemed in exchange for Treasury bonds of 1950-52.....	2½		319,444,500.00
15	Treasury notes, series A-1939, redeemed in exchange for Treasury notes, series B-1943.....	2½		53,113,200.00
15	Treasury bonds of 1960-65 (additional issue).....	2½	894,295,600.00	
15	Treasury bonds of 1950-52 (additional issue).....	2½	319,444,500.00	
15	Treasury notes, series B-1943 (additional issue).....	1½	53,113,200.00	
15	Treasury notes, series C-1939.....	1½		13,059,550.00
22	Treasury bills, issued Dec. 21, 1938.....	.006		100,632,000.00
22	Treasury bills, maturing June 21, 1939.....	.003	101,449,000.00	
29	Treasury bills, issued Dec. 28, 1938.....	Negative		101,032,000.00
29	Treasury bills, maturing June 28, 1939.....	.003	100,496,000.00	
31	United States savings bonds, series A-1935.....	2.9	522,110.00	678,122.00
31	United States savings bonds, series B-1936.....	2.9	587,410.50	1,556,866.75
31	United States savings bonds, series C-1937.....	2.9	813,402.50	2,329,744.00
31	United States savings bonds, series C-1938.....	2.9	1,081,219.07	2,932,421.75
31	United States savings bonds, series D-1939.....	2.9	125,991,075.00	340,893.75
31	United States savings bonds, unclassified sales.....	2.9	\$ 62,759,072.77	
	Total, March.....		1,837,864,444.30	1,791,417,898.25
Apr. 5	Treasury bills, issued Jan. 4, 1939.....	Negative		100,724,000.00
5	Treasury bills, maturing July 5, 1939.....	.016	100,287,000.00	
12	Treasury bills, issued Jan. 11, 1939.....	Negative		101,344,000.00
12	Treasury bills, maturing July 12, 1939.....	.025	100,167,000.00	
19	Treasury bills, issued Jan. 18, 1939.....	.001		101,152,000.00
19	Treasury bills, maturing July 19, 1939.....	.023	100,444,000.00	
26	Treasury bills, issued Jan. 25, 1939.....	.007		100,441,000.00
26	Treasury bills, maturing July 26, 1939.....	.016	100,205,000.00	
30	United States savings bonds, series A-1935.....	2.9	470,681.25	696,933.50
30	United States savings bonds, series B-1936.....	2.9	585,509.25	1,494,047.00
30	United States savings bonds, series C-1937.....	2.9	707,789.25	2,198,070.25
30	United States savings bonds, series C-1938.....	2.9	473,442.25	2,813,454.00
30	United States savings bonds, series D-1939.....	2.9	57,020,137.50	796,556.25
30	United States savings bonds, unclassified sales.....	2.9	\$ 1,350,042.13	
	Total, April.....		459,010,517.37	411,660,061.00
May 3	Treasury bills, issued Feb. 1, 1939.....	.002		100,587,000.00
3	Treasury bills, maturing Aug. 2, 1939.....	.012	100,384,000.00	
10	Treasury bills, issued Feb. 8, 1939.....	.004		101,287,000.00
10	Treasury bills, maturing Aug. 9, 1939.....	.009	101,918,000.00	
17	Treasury bills, issued Feb. 15, 1939.....	.005		100,378,000.00
17	Treasury bills, maturing Aug. 16, 1939.....	.005	100,341,000.00	
24	Treasury bills, issued Feb. 23, 1939.....	.004		100,785,000.00
24	Treasury bills, maturing Aug. 23, 1939.....	.005	101,001,000.00	
31	Treasury bills, issued Mar. 1, 1939.....	.004		101,954,000.00
31	Treasury bills, maturing Aug. 30, 1939.....	.004	100,521,000.00	
31	United States savings bonds, series A-1935.....	2.9	391,980.00	752,995.75
31	United States savings bonds, series B-1936.....	2.9	534,955.00	1,367,842.50
31	United States savings bonds, series C-1937.....	2.9	636,993.00	2,131,060.50
31	United States savings bonds, series C-1938.....	2.9	417,209.75	2,567,268.75
31	United States savings bonds, series D-1939.....	2.9	63,577,237.50	1,033,443.75
31	United States savings bonds, unclassified sales.....	2.9	\$ 3,453,327.77	
	Total, May.....		566,270,047.48	512,843,611.25
June 7	Treasury bills, issued Mar. 8, 1939.....	.000		100,487,000.00
7	Treasury bills, maturing Sept. 6, 1939.....	.004	100,912,000.00	
14	Treasury bills, issued Mar. 15, 1939.....	.002		100,369,000.00
14	Treasury bills, maturing Sept. 13, 1939.....	.004	100,342,000.00	
15	Treasury notes, series A-1939.....	2½		26,860,900.00
15	Treasury notes, series D-1939, redeemed in exchange for Treasury notes, series A-1944.....	1½		415,519,500.00
15	Treasury notes, series A-1944.....	¾	415,519,500.00	
21	Treasury bills, issued Mar. 22, 1939.....	.003		101,449,000.00
21	Treasury bills, maturing Sept. 20, 1939.....	.003	100,938,000.00	
28	Treasury bills, issued Mar. 29, 1939.....	.003		100,496,000.00

Footnotes at end of table.

TABLE 37.—*Issues, maturities, and redemptions of interest-bearing securities, exclusive of trust account and other special issues, July 1938 through June 1939*¹—Continued

Date	Issue	Rate of interest ²	Amount issued ³	Amount matured (or redeemed)
1939		Percent		
June 25	Treasury bills, maturing Sept. 27, 1939.....	0.005	\$100,109,000.00	-----
30	United States savings bonds, series A-1935.....	2.9	457,492.00	\$658,974.25
30	United States savings bonds, series B-1936.....	2.9	987,035.50	1,323,784.00
30	United States savings bonds, series C-1937.....	2.9	907,111.25	1,810,340.50
30	United States savings bonds, series C-1938.....	2.9	428,750.50	2,275,527.00
30	United States savings bonds, series D-1939.....	2.9	56,759,737.50	1,273,631.25
30	United States savings bonds, unclassified sales.....	2.9	10,409,863.09	-----
	Total, June.....		887,770,489.84	852,523,657.00
	Total, fiscal year 1939.....		10,509,976,969.81	8,258,305,518.00

¹ On basis of daily Treasury statements (unrevised), supplemented by special statements on public debt issues, redemptions, and exchanges by the Public Debt Service.

² For Treasury bills, average rates on a bank discount basis are shown; for United States savings bonds, the approximate yield to maturity is shown.

³ For United States savings bonds amounts shown represent cash receipts and/or accruals.

⁴ Deduct. Represents excess of amounts transferred from unclassified sales to sales of a designated series over amounts received as unclassified sales.

TABLE 38.—*Sources of public debt increase or decrease, fiscal years 1915 to 1939*

[On basis of daily Treasury statements (unrevised), see p. 311]

[In thousands]

Year	Public debt retirements chargeable against ordinary receipts						
	Sinking fund	Foreign payments			Bonds and notes received for estate taxes	Bonds received for loans from Public Works Administration	Franchise tax receipts, Federal Reserve banks
		Cash repayments of principal	Bonds, etc., received as repayments of principal	Bonds, etc., received as interest payments			Net earnings, Federal intermediate credit banks ¹
1915.....							
1916.....							
1917.....							
1918.....							
1919.....		\$7,922			\$93		\$1,134
1920.....		72,670			3,141	2,922	
1921.....	\$261,100	73,939			26,349	60,724	\$13
1922.....	270,046	64,838			21,085	60,333	393
1923.....	284,019	32,140		\$68,753	6,569	10,815	555
1924.....	295,987	38,509	\$22,965	87,914	8,897	3,635	93
1925.....	305,309	386	22,823	135,970	47	114	\$680
1926.....	317,092	4,394	29,000	130,260		59	509
1927.....	335,528	19,254	25,000	134,962		818	414
1928.....	354,741	19,068	27,429	135,307	2	250	369
1929.....	370,277	571	37,895	137,747	20	2,667	266
1930.....	388,369	51,135	40,335	69,456	73	4,283	172
1931.....	391,600	48,246				18	74
1932.....	412,555				1		21
1933.....	425,680	30,977	1,546	1,364		2,037	
1934.....	359,492		210	147			
1935.....	373,001				1		
1936.....	403,238						
1937.....	103,815			142			
1938.....	³ 65,116		68	142			
1939.....	48,518	120				\$8,095	1,501
Total.....	5,970,529	464,169	207,271	908,164	66,278	8,095	4,006
						149,809	16,114

Footnotes at end of table.

TABLE 38.—Source of public debt increase or decrease, fiscal years 1915 to 1939—Continued

[In thousands]

Year	Total public debt retirements chargeable against ordinary receipts	Surplus or deficit of receipts (general, special, and trust accounts combined) ⁵	Increase or decrease in General Fund balance	Increase or decrease in gross debt	Total gross debt	General Fund balance
1915.....					\$1,191,362	\$158,142
1916.....		\$48,478	\$82,262	\$33,783	1,225,146	240,404
1917.....		853,357	897,116	1,750,473	2,975,619	1,137,520
1918.....	\$1,134	2,033,254	447,487	9,479,607	12,455,225	1,585,007
1919.....	8,015	15,370,637	333,342	13,029,281	25,484,506	1,251,665
1920.....	78,746	212,475	893,963	1,186,185	24,299,321	357,702
1921.....	427,123	86,724	191,977	381,871	23,977,451	549,678
1922.....	422,695	313,802	277,573	1,014,089	22,963,382	272,106
1923.....	402,350	309,657	98,834	613,674	22,349,707	370,939
1924.....	458,000	505,367	135,528	1,098,894	21,250,813	235,411
1925.....	466,538	250,505	17,576	734,619	20,516,194	217,836
1926.....	487,376	377,768	7,834	872,978	19,643,216	210,002
1927.....	519,555	635,810	24,055	1,131,309	18,511,907	234,057
1928.....	540,255	398,828	31,470	907,614	17,604,293	265,527
1929.....	549,604	184,787	61,186	673,205	16,931,088	326,713
1930.....	553,884	183,789	8,106	745,779	16,185,310	318,607
1931.....	440,082	902,717	153,337	615,972	16,801,281	471,944
1932.....	412,630	\$ 3,153,097	54,747	2,685,721	19,487,002	417,197
1933.....	461,605	\$ 3,068,267	445,008	3,051,670	22,538,672	862,205
1934.....	359,864	\$ 3,154,616	1,719,717	4,514,469	27,053,141	2,581,922
1935.....	573,558	\$ 2,961,886	740,576	1,647,752	28,700,893	1,841,346
1936.....	403,240	\$ 4,640,726	840,164	5,077,650	33,778,543	2,681,510
1937.....	103,971	\$ 2,878,078	128,037	2,646,070	36,424,613	2,553,473
1938.....	65,465	\$ 1,143,147	337,555	740,127	37,164,740	2,215,918
1939.....	58,246	\$ 2,710,731	622,307	3,274,792	40,439,532	2,838,225
Total.....	7,794,436	44,362,525	2,680,083	39,248,170		

¹ Act of Mar. 4, 1923 (42 Stat. 1456, sec. 206 (b)) requiring division of net earnings was amended by act of May 19, 1932 (47 Stat. 159, sec. 3). Act of Aug. 19, 1937 (50 Stat. 715, sec. 30) provides for franchise tax.

² Includes \$4,842,066.45 written off the debt Dec. 31, 1920, on account of fractional currency estimated to have been lost or destroyed in circulation.

³ Revised.

⁴ Deficit and decrease in italics.

⁵ For explanation of accounts, see p. 312.

⁶ Covers all expenditures of the Reconstruction Finance Corporation including payments against credits established for the Reconstruction Finance Corporation through the purchase of its notes under section 9 of the Reconstruction Finance Corporation Act.

RECAPITULATION

[In thousands]

Retirements from—	
Charges against ordinary receipts.....	\$7,794,436
Surplus of receipts.....	3,507,990
Total.....	\$11,302,426
Increase in debt on account of—	
Deficit in ordinary receipts.....	47,870,513
Increase in General Fund balance.....	2,680,083
Total.....	50,550,596
Net increase.....	39,248,170
Gross debt:	
June 30, 1915.....	1,191,362
June 30, 1939.....	40,439,532
Net increase.....	39,248,170

TABLE 39.—*Transactions on account of the cumulative sinking fund, fiscal year 1939*

[On basis of daily Treasury statements (revised), see p. 311]

Unexpended balance July 1, 1938.....			\$1,131,293,789.72
Appropriation for 1939:			
Initial credit:			
(a) Under the Victory Liberty Loan Act (2½% of the aggregate amount of Liberty bonds and Victory notes outstanding on July 1, 1920, less an amount equal to the par amount of any obligations of foreign governments held by the United States on July 1, 1920).....	\$253,404,864.87		
(b) Under the Emergency Relief and Construction Act of 1932 (2½% of the aggregate amount of expenditures from appropriations made or authorized under this act).....	7,859,508.67		
(c) Under the National Industrial Recovery Act (2½% of the aggregate amount of expenditures from appropriations made or authorized under this act).....	79,916,674.57		
			\$341,181,048.11
Secondary credit (the interest which would have been payable during the fiscal year for which the appropriation is made on the bonds and notes purchased, redeemed, or paid out of the sinking fund during such year or in previous years).....		239,709,439.12	580,890,487.23
Total available, 1939.....			1,712,184,276.95
Securities retired in 1939:			
Treasury notes:			
2½% series D-1938.....	Par amount \$17,001,750.00	Principal cost \$17,001,750.00	
1½% series E-1938.....	8,919,000.00	8,919,000.00	
2½% series A-1939.....	11,240,000.00	11,240,000.00	
1½% series C-1939.....	11,353,750.00	11,353,750.00	
Total.....	48,514,500.00	48,514,500.00	48,514,500.00
Unexpended balance June 30, 1939.....			1,663,669,776.95

TABLE 40.—*Transactions on account of the cumulative sinking fund, fiscal years 1921 to 1939*

[On basis of daily Treasury statements (revised), see p. 311]

Year	Appropriation available ¹	Debt retired (par amount)	Expended (principal cost)
1921.....	\$256,230,010.66	\$261,250,250.00	\$254,844,576.50
1922.....	274,516,965.89	275,896,000.00	274,481,902.16
1923.....	284,156,439.19	284,018,800.00	284,149,754.16
1924.....	294,927,023.26	295,987,350.00	294,927,019.57
1925.....	306,666,759.52	306,308,400.00	306,666,736.01
1926.....	321,184,577.22	317,091,750.00	321,184,468.20
1927.....	336,890,916.27	333,528,400.00	336,890,832.47
1928.....	355,081,401.18	354,741,300.00	355,080,563.11
1929.....	370,241,327.02	370,277,100.00	370,241,297.84
1930.....	382,925,568.19	388,368,950.00	382,925,400.49
1931.....	392,152,206.17	391,660,000.00	392,152,187.50
1932.....	410,850,121.31	412,554,750.00	410,850,073.60
1933.....	425,575,012.75	425,660,300.00	425,569,628.44
1934.....	438,540,888.81	359,491,900.00	359,186,053.82
1935.....	573,183,651.62	573,000,000.00	573,000,000.00
1936.....	553,224,372.89	403,340,750.00	403,340,750.00
1937.....	722,650,458.86	103,733,650.00	103,733,650.00
1938.....	1,196,526,189.72	65,232,400.00	65,232,400.00
1939.....	1,712,184,276.95	48,514,500.00	48,514,500.00
Total.....	7,626,641,570.82	5,970,656,550.00	5,962,971,793.87

¹ Unexpended balance each year included in appropriation available for next year, but excluded from total. Unexpended balance \$1,663,669,773.95 at end of 1939.

TABLE 41.—*Securities retired through the cumulative sinking fund, par amount and principal cost, to June 30, 1939*

[On basis of daily Treasury statements (revised), see p. 311]

Issue	Par amount	Principal cost
Liberty bonds:		
First 3½'s.....	\$142,090,650.00	\$142,090,650.00
First 4's.....	1,831,600.00	1,824,103.09
First 4¼'s.....	123,491,600.00	123,493,498.13
First-second 4¼'s.....	428,800.00	428,800.00
Second 4's.....	670,900.00	671,196.27
Second 4¼'s.....	374,735,400.00	374,988,667.88
Third 4¼'s.....	1,261,876,000.00	1,268,640,946.97
Fourth 4¼'s.....	1,043,670,550.00	1,043,484,085.28
Victory notes:		
3½'s.....	106,186,900.00	104,542,256.28
4½'s.....	610,584,150.00	604,769,347.07
Treasury bonds:		
4¼% of 1947-52.....	10,000.00	10,000.00
4% of 1944-54.....	69,100.00	69,100.00
3¾% of 1946-56.....	7,000.00	7,000.00
3¾% of 1943-47.....	38,901,550.00	38,169,957.24
3¾% of 1940-43.....	6,045,000.00	5,935,096.05
3¾% of 1941-43.....	49,353,000.00	48,487,927.18
3½% of 1946-49.....	2,321,500.00	2,310,379.60
3% of 1951-55.....	8,678,300.00	8,517,873.61
3¼% of 1941.....	589,900.00	581,378.40
3¼% of 1943-45.....	609,750.00	602,614.64
3¼% of 1944-46.....	121,150.00	121,150.00
3% of 1946-48.....	10,000.00	10,000.00
3½% of 1949-52.....	2,000.00	2,000.00
2½% of 1955-60.....	55,050.00	55,050.00
2¼% of 1945-47.....	24,950.00	24,950.00
Treasury notes:		
5¼% series B-1924.....	103,000,000.00	103,028,635.62
4¾% series A-1925.....	101,000,000.00	101,004,123.63
4¾% series B-1925.....	11,315,900.00	11,279,715.38
4¼% series C-1925.....	113,199,900.00	113,196,011.61
4¼% series A-1926.....	1,018,300.00	1,018,300.00
4¼% series B-1926.....	9,564,200.00	9,485,492.59
4¼% series A-1927.....	26,798,000.00	26,880,711.16
4¼% series B-1927.....	60,217,900.00	60,217,900.00
3¼% series A-1930-32.....	691,284,850.00	687,390,338.29
3¼% series B-1930-32.....	41,989,300.00	41,682,698.99
3¼% series C-1930-32.....	359,556,100.00	358,811,853.00
3¼% series 1932.....	418,764,000.00	418,764,000.00
3% series A-1934.....	7,513,700.00	7,513,700.00
2½% series D-1935.....	6,940,000.00	6,940,000.00
3¼% series A-1936.....	18,573,600.00	18,581,100.00
2¾% series B-1936.....	10,555,100.00	10,542,080.01
2¾% series C-1936.....	25,951,900.00	25,913,939.07
1½% series D-1936.....	1,875,900.00	1,875,900.00
1½% series E-1936.....	7,862,800.00	7,862,800.00
3¼% series A-1937.....	57,215,300.00	57,209,592.52
3% series B-1937.....	22,473,500.00	22,438,520.95
3% series C-1937.....	21,562,900.00	21,562,900.00
2½% series A-1938.....	15,560,000.00	15,541,747.20
2½% series B-1938.....	12,500,000.00	12,393,106.26
3% series C-1938.....	3,484,100.00	3,484,100.00
2½% series D-1938.....	17,001,750.00	17,001,750.00
1½% series E-1938.....	8,919,000.00	8,919,000.00
2½% series A-1939.....	11,240,000.00	11,240,000.00
1½% series C-1939.....	11,353,750.00	11,353,750.00
Total.....	5,970,656,550.00	5,962,971,793.87

Interest on the public debt

TABLE 42.—Interest on the public debt, payable, paid, and outstanding unpaid, fiscal year 1939

[On basis of daily Treasury statements (revised), see p. 311]

Issue	Outstanding unpaid June 30, 1938	Due and payable during 1939	Payments during 1939	Outstanding unpaid June 30, 1939
Pre-war loans.....	\$456,166.97	\$5,310,279.41	\$5,297,550.76	\$468,895.62
Liberty and Victory loans.....	7,380,841.57	1,304.93	521,246.42	6,859,280.22
Treasury bonds.....	20,657,315.20	665,889,861.04	664,046,310.26	22,500,865.98
Treasury notes.....	2,457,704.13	189,245,814.69	189,183,544.34	2,519,974.48
Certificates of indebtedness.....	2,861,713.26	27,859,117.32	27,865,250.11	855,571.47
Treasury (war) savings securities ²	3,529,515.00	133.59	73,751.41	3,455,730.00
Treasury bills ²	-----	314,602.59	314,602.59	-----
United States savings bonds ²	-----	27,981,080.00	27,981,080.00	-----
Adjusted service bonds.....	19,504,510.38	31,970,275.59	25,674,793.89	25,799,992.08
Total.....	54,847,766.51	948,570,692.12	940,958,138.78	62,460,319.85

¹ Adjustment, deduct.² Amounts represent discount treated as interest.TABLE 43.—Interest paid on the public debt, by issues, for the fiscal years 1937 to 1939¹

[On basis of warrants issued, see p. 312]

Title	Rate of interest	1937	1938	1939
Debt unmatured as of June 30, 1939:	Percent			
Panama Canal loan of 1961.....	3	\$1,516,277.50	\$1,502,874.50	\$1,491,289.00
Conversion bonds of 1946-47.....	3	872,103.75	866,409.75	865,520.25
Postal savings bonds.....	2½	2,979,557.50	2,958,038.50	2,939,191.25
Treasury bonds of 1947-52.....	4½	32,199,239.68	32,303,392.77	32,236,294.15
Treasury bonds of 1944-54.....	4	41,393,000.00	41,454,000.59	41,492,976.00
Treasury bonds of 1946-56.....	3½	18,341,131.92	18,285,570.95	18,313,348.73
Treasury bonds of 1943-47.....	3½	15,306,326.58	15,345,137.54	15,267,650.01
Treasury bonds of 1940-43.....	3½	11,889,212.75	11,971,083.72	11,919,118.43
Treasury bonds of 1941-43.....	3½	18,326,148.83	18,356,204.46	18,413,910.93
Treasury bonds of 1946-49.....	3½	25,611,702.31	25,587,215.04	25,590,809.00
Treasury bonds of 1951-55.....	3	22,556,454.00	22,600,981.56	22,550,864.25
Treasury bonds of 1941.....	3½	27,105,560.87	27,102,772.93	27,104,976.32
Treasury bonds of 1943-45.....	3½	45,428,975.53	45,449,424.90	45,420,572.08
Treasury bonds of 1944-46.....	3½	49,171,539.26	49,247,495.35	49,253,069.31
Treasury bonds of 1946-48.....	3	31,053,498.75	31,040,592.75	31,080,326.25
Treasury bonds of 1949-52.....	3½	15,354,762.30	15,302,693.67	15,360,975.04
Treasury bonds of 1955-60.....	2½	74,527,230.47	74,838,476.86	74,809,856.79
Treasury bonds of 1945-47.....	2½	33,230,754.00	33,316,670.09	33,335,211.86
Treasury bonds of 1948-51.....	2½	33,476,862.49	33,614,686.58	33,636,728.07
Treasury bonds of 1951-54.....	2½	44,023,726.09	44,493,593.52	44,768,379.63
Treasury bonds of 1956-59.....	2½	13,368,439.33	26,896,694.73	26,959,121.07
Treasury bonds of 1949-53.....	2½	18,588,511.18	44,301,905.46	44,546,336.14
Treasury bonds of 1945.....	2½	-----	6,663,908.17	13,493,098.70
Treasury bonds of 1948.....	2½	-----	-----	11,259,763.88
Treasury bonds of 1958-63.....	2½	-----	-----	24,891,424.75
Treasury bonds of 1950-52.....	2½	-----	-----	2,789,490.86
Treasury bonds of 1960-65.....	2½	-----	-----	² 7,392,774.49
Treasury bonds of 1947.....	2	-----	-----	6,944,782.50
United States savings bonds series A-1935.....	² 2.9	5,020,300.00	4,708,238.50	4,464,081.50
United States savings bonds series B-1936.....	² 2.9	2,156,612.50	8,997,336.00	8,436,274.50
United States savings bonds series C-1937.....	² 2.9	-----	3,438,532.50	11,373,653.50
United States savings bonds series C-1938.....	² 2.9	-----	-----	3,707,070.50
Adjusted service bonds of 1945.....	3	501,414.74	3,651,665.51	3,167,685.85
Adjusted service bonds, Government life insurance fund series, 1946.....	4½	22,507,108.04	22,507,108.04	22,507,108.04
Treasury notes at various interest rates.....	-----	191,150,871.07	151,518,154.82	104,473,886.50
Treasury notes, old-age reserve account series.....	3	2,261,810.97	15,412,232.89	26,951,054.81
Treasury notes, railroad retirement account series.....	3	-----	1,410,821.92	2,201,876.72
Treasury notes, civil service retirement fund series.....	4	10,971,210.96	12,511,978.08	16,947,791.77
Treasury notes, foreign service retirement fund series.....	4	103,680.22	118,519.78	121,759.01

Footnotes at end of table.

TABLE 43.—Interest paid on the public debt, by issues, for the fiscal years 1937 to 1939¹—Continued

Title	Rate of interest	1937	1938	1939
Debt unmatured as of June 30, 1939—Con.				
Treasury notes, Canal Zone retirement fund series.....	Percent 4	\$126,745.21	\$142,419.07	\$159,002.85
Treasury notes, Alaska Railroad retirement fund series.....	4	490.96	10,972.28	21,089.87
Certificates of indebtedness, adjusted service certificate fund series.....	4	124,887.67	49,205.48	34,630.14
Treasury bills.....		6,604,740.50	559,764.01	32,980.52
Treasury notes, Postal Savings System series.....	2	2,306,906.07	684,972.37	893,753.60
Treasury notes, Government life insurance fund series.....	2			283,194.52
Treasury notes, Federal Deposit Insurance Corporation series.....	2	1,985,164.84	1,898,201.52	2,074,606.10
Debt matured as of June 30, 1939:				
Old debt matured issued prior to Apr. 1, 1917.....		438.13	919.69	1,277.26
First Liberty loan bonds.....	3½	256,874.87	122,826.63	74,116.65
First Liberty loan bonds (converted).....	4	5,853.52	9,036.63	3,226.48
First Liberty loan bonds (converted).....	4½	132,716.62	76,745.39	39,696.21
First Liberty loan bonds (second converted).....	4½	270.92	332.54	279.44
Second Liberty loan bonds.....	4	7,644.00	8,070.00	6,117.00
Second Liberty loan bonds (converted).....	4½	19,975.25	11,868.49	9,718.65
Third Liberty loan bonds.....	4½	36,804.54	62,837.05	28,971.82
Fourth Liberty loan bonds.....	4½	846,741.66	492,180.69	355,357.92
Victory Liberty loan notes.....	4½	4,896.91	3,778.13	3,762.25
Treasury notes at various interest rates.....		33,987,873.27	51,623,033.25	33,667,726.12
Treasury notes, civil service retirement fund series.....	4	1,351,594.51	2,450,794.53	1,368,328.76
Treasury notes, foreign service retirement fund series.....	4	21,192.01	15,376.77	19,573.71
Treasury notes, Canal Zone retirement fund series.....	4	2,922.43	3,463.46	
War savings stamps.....		83,749.38	80,162.34	72,751.41
Treasury savings certificates.....		1,125.00	1,025.00	1,000.00
Consols of 1930.....	2	362.00	3,781.75	193.00
Panama Canal loan of 1916-36.....	2	217.00	1.60	80.00
Panama Canal loan of 1918-38.....	2	20.00		
Treasury bills.....		1,139,825.00	3,521,496.79	281,622.07
Treasury certificates.....	2	969.50	334.50	355.50
Certificates of indebtedness, unemployment fund series.....	2½	2,737,181.92	15,172,022.11	26,836,602.17
Certificates of indebtedness, at various interest rates.....		6,671.45	6,514.63	5,791.84
Certificates of indebtedness, adjusted service certificate fund series.....	4	4,009,814.21	1,420,723.29	987,879.46
Total.....		866,795,692.94	926,247,272.42	940,958,138.78

¹ For details for the fiscal years 1918 to 1929, see annual report for 1929, p. 503; and for later years, similar tables in subsequent reports.

² Deduct excess of credits, collection of interest accruals, and counter warrant adjustments.

³ Approximate yield if held to maturity.

⁴ Sold on a discount basis.

TABLE 44.—Amount of interest-bearing debt outstanding, the computed annual interest charge, and the computed rate of interest, for the fiscal years 1916 to 1939, and by months from July 1938 to June 1939 ¹

[On basis of daily Treasury statements (revised), see p. 311]

Year and month	Interest-bearing debt ²	Computed annual interest charge	Computed rate of interest
			Percent
End of June 30—			
1916.....	\$971,562,590	\$23,084,635	2.376
1917.....	2,712,549,476	83,625,482	3.120
1918.....	11,985,882,436	468,618,544	3.910
1919.....	25,234,496,273	1,054,204,509	4.178
1920.....	24,061,095,361	1,016,592,219	4.225
1921.....	23,737,352,080	1,029,917,903	4.339
1922.....	22,711,035,587	962,896,535	4.240
1923.....	22,007,590,754	927,331,341	4.214
1924.....	20,981,586,429	876,960,673	4.180
1925.....	20,210,906,251	829,680,044	4.105
1926.....	19,383,770,860	793,423,952	4.093
1927.....	18,250,943,965	722,675,553	3.960
1928.....	17,317,695,096	671,353,112	3.877
1929.....	16,638,941,379	656,654,311	3.946
1930.....	15,921,892,350	606,031,831	3.807
1931.....	16,519,588,640	588,987,438	3.566
1932.....	19,161,273,540	671,604,676	3.505
1933.....	22,157,643,120	742,175,955	3.350
1934.....	26,480,487,920	842,301,133	3.181
1935.....	27,645,229,826	750,677,802	2.716
1936.....	32,755,631,770	838,002,053	2.559
1937.....	35,802,586,915	924,347,089	2.582
1938.....	36,578,684,982	947,164,071	2.589
1939.....	39,891,844,494	1,037,107,765	2.600
Month ended—			
1938—July.....	36,644,822,083	951,822,481	2.597
August.....	37,054,454,781	956,291,702	2.580
September.....	37,852,376,350	977,343,752	2.582
October.....	37,899,299,219	978,675,307	2.582
November.....	38,071,262,001	983,011,597	2.582
December.....	38,910,850,252	1,006,181,091	2.586
1939—January.....	39,107,057,448	1,011,516,369	2.587
February.....	39,330,596,755	1,017,372,041	2.587
March.....	39,447,766,563	1,017,425,686	2.579
April.....	39,530,238,399	1,029,494,256	2.604
May.....	39,755,084,770	1,035,389,633	2.604
June.....	39,891,844,494	1,037,107,765	2.600

¹ For monthly data back to June 30, 1916, see annual reports for 1929, p. 509; for 1936, p. 442; and corresponding tables in subsequent reports.

² The interest-bearing debt includes discount on Treasury bills from June 30, 1930, the amount being deducted from the interest-bearing debt prior to calculating the average interest rate.

Miscellaneous

TABLE 45.—Contingent liabilities of the United States, June 30, 1939

[Compiled from latest reports received by the Treasury]

Detail	Authorizing act	Amount of contingent liability		
		Principal	Interest ¹	Total
GUARANTEED BY THE UNITED STATES				
Commodity Credit Corporation:				
3/4% notes, series C, 1939.....	Mar. 8, 1938.....	\$206,174,000.00	\$254,193.67	² \$206,428,193.67
Federal Farm Mortgage Corporation:				
3% bonds of 1944-49.....	Jan. 31, 1934, as amended.....	835,085,600.00	3,201,161.47	\$838,286,761.47
3 1/4% bonds of 1944-64.....	do.....	94,678,600.00	906,021.60	95,584,621.60
3% bonds of 1942-47.....	do.....	236,476,200.00	3,271,254.10	239,747,454.10
2 1/4% bonds of 1942-47.....	do.....	103,147,500.00	945,518.75	104,093,018.75
1 1/2% bonds of 1939.....	do.....	100,122,000.00	500,610.00	100,622,610.00
1 1/4% bonds of 1939.....	do.....	9,900,000.00	20,625.00	9,920,625.00
		³ 1,379,409,900.00	8,845,190.92	1,388,255,090.92
Federal Housing Administration:				
3% debentures.....	June 27, 1934, as amended.....	1,265,948.67	18,834.51	1,284,783.18
2 1/4% debentures.....	do.....	1,368,450.00	19,125.56	1,387,575.56
		2,634,398.67	37,960.07	2,672,358.74
Home Owners' Loan Corporation:				
3% bonds, series A, 1944-52.....	June 13, 1933, as amended.....	778,579,375.00	3,892,896.88	782,472,271.88
2 1/4% bonds, series B, 1939-49.....	do.....	217,687,300.00	2,488,624.14	220,175,924.14
2 1/4% bonds, series G, 1942-44.....	do.....	879,038,825.00		879,038,825.00
1 1/8% bonds, series K, 1940.....	do.....	127,867,400.00	59,937.84	127,927,337.84
1 1/8% bonds, series L, 1941.....	do.....	191,801,900.00	149,845.23	191,951,745.23
1 1/2% bonds, series M, 1945-47.....	do.....	732,973,800.00	916,217.25	733,890,017.25
		⁴ 2,927,948,600.00	7,507,521.34	⁵ 2,935,456,121.34
Reconstruction Finance Corporation:				
1/8% notes, series N.....	Jan. 22, 1932, as amended.....	211,460,000.00	828,023.62	212,288,023.62
1/8% notes, series P.....	do.....	298,139,000.00	432,423.07	298,571,423.07
1/8% notes, series R.....	do.....	310,090,000.00	1,019,356.63	311,109,356.63
		819,689,000.00	2,279,803.32	⁶ 821,968,803.32
Tennessee Valley Authority.....	May 18, 1933, as amended.....	(7)		

United States Housing Authority: 1½% notes, series B, 1944.....	Sept. 1, 1937, as amended	114,157,000.00	654,024.48		114,811,024.48
United States Maritime Commission.....	June 29, 1936, as amended				
Total, based on guarantees.....		5,450,012,898.67	19,578,693.80		5,469,591,592.47
ON CREDIT OF THE UNITED STATES					
Secretary of Agriculture.....	May 12, 1933.....				
Postal Savings System funds due depositors.....	June 25, 1910, as amended	1,264,112,983.90	34,353,036.31		* 1,298,466,020.21
Tennessee Valley Authority: 2½% bonds, series A, 1943.....	May 18, 1933, as amended	* 8,300,000.00	30,520.83		8,330,520.83
Total, based on credit of the United States.....		1,272,412,983.90	34,383,557.14		1,306,796,541.04
OTHER OBLIGATIONS					
Federal Reserve notes (face amount).....	Dec. 23, 1913, as amended				10 4,502,272,595.67

DETAIL OF CONTINGENT LIABILITIES AS SHOWN ABOVE

Title	Extent of guaranty by the United States	Tax exemptions	Rate of interest	Date of issue	Redeemable (on and after)	Payable	Interest payable
GUARANTEED BY THE UNITED STATES							
Commodity Credit Corporation: ¾% notes, series C, 1939.....	Principal and interest.....	(a)	Percent ¾	May 2, 1938.....		Nov. 2, 1939.....	May 2, Nov. 2.
Federal Farm Mortgage Corporation: 3% bonds of 1944-49.....	do.....	(a)	3	May 15, 1934.....	May 15, 1944.....	May 15, 1949.....	May 15, Nov. 15.
¾% bonds of 1944-64.....	do.....	(a)	¾	Mar. 15, 1934.....	Mar. 15, 1944.....	Mar. 15, 1964.....	Mar. 15, Sept. 15.
3% bonds of 1942-47.....	do.....	(a)	3	Jan. 15, 1935.....	Jan. 15, 1942.....	Jan. 15, 1947.....	Jan. 15, July 15.
2¾% bonds of 1942-47.....	do.....	(a)	2¾	Mar. 1, 1935.....	Mar. 1, 1942.....	Mar. 1, 1947.....	Mar. 1, Sept. 1.
1¼% bonds of 1939.....	do.....	(a)	1¼	Sept. 3, 1935.....		Sept. 1, 1939.....	Do.
1¼% bonds of 1939.....	do.....	(a)	1¼	Nov. 1, 1937.....		Nov. 1, 1939.....	May 1, Nov. 1.
Federal Housing Administration: 3% debentures.....	do.....	(b)	3	Various.....		Various.....	Jan. 1, July 1.
2¾% debentures.....	do.....	(b)	2¾	do.....		do.....	Do.
Home Owners' Loan Corporation: 3% bonds, series A, 1944-52.....	do.....	(c)	3	May 1, 1934.....	May 1, 1944.....	May 1, 1952.....	May 1, Nov. 1.
2¾% bonds, series B, 1939-49.....	do.....	(c)	2¾	Aug. 1, 1934.....	Aug. 1, 1939.....	Aug. 1, 1949.....	Feb. 1, Aug. 1.
2¼% bonds, series G, 1942-44.....	do.....	(c)	2¼	July 1, 1935.....	July 1, 1942.....	July 1, 1944.....	Jan. 1, July 1.
¾% bonds, series K, 1940.....	do.....	(c)	¾	May 15, 1939.....		May 15, 1940.....	May 15, Nov. 15.
¾% bonds, series L, 1941.....	do.....	(c)	¾	do.....		May 15, 1941.....	Do.
1½% bonds, series M, 1945-47.....	do.....	(c)	1½	June 1, 1939.....	June 1, 1945.....	June 1, 1947.....	June 1, Dec. 1.

Footnotes at end of table.

TABLE 45.—Contingent liabilities of the United States, June 30, 1939—Continued

DETAIL OF CONTINGENT LIABILITIES AS SHOWN ABOVE—Continued

Title	Extent of guaranty by the United States	Tax exemptions	Rate of interest	Date of issue	Redeemable (on and after)	Payable	Interest payable
GUARANTEED BY THE UNITED STATES—continued							
Reconstruction Finance Corporation:							
$\frac{1}{2}$ % notes, series N.....	Principal and interest.....	(^d)	$\frac{7}{8}$ %	July 20, 1938.....		July 20, 1941.....	Jan. 20, July 20.
$\frac{1}{2}$ % notes, series P.....	do.....	(^d)	$\frac{7}{8}$ %	Nov. 1, 1938.....		Nov. 1, 1941.....	May 1, Nov. 1.
$\frac{1}{2}$ % notes, series R.....	do.....	(^d)	$\frac{7}{8}$ %	Feb. 15, 1939.....		Jan. 15, 1942.....	Jan. 15, July 15.
Tennessee Valley Authority.....	(¹¹).....						
United States Housing Authority:							
$\frac{1}{2}$ % notes, series B, 1944.....	Principal and interest.....	(^e)	1 $\frac{3}{8}$ %	Feb. 1, 1939.....		Feb. 1, 1944.....	Feb. 1, Aug. 1.
United States Maritime Commission.....	(¹²).....						
ON CREDIT OF THE UNITED STATES							
Secretary of Agriculture.....	(¹³).....						
Postal Savings System.....	(¹⁴).....		2	Date of deposit.....		On demand.....	Quarterly from first day of month next following the date of deposit.
Tennessee Valley Authority:							
$2\frac{1}{2}$ % bonds, series A, 1943.....	(¹⁵).....	(^f)	$2\frac{1}{2}$ %	Sept. 1, 1938.....		Sept. 1, 1943.....	Mar. 1, Sept. 1.
OTHER OBLIGATIONS							
Federal Reserve notes.....	(¹⁶).....						

¹ After deducting amounts of funds deposited with the Treasurer of the United States to meet interest payments.² Does not include \$10,000,000 face amount of First Series notes and accrued interest thereon, held by the Treasury and reflected in the public debt.³ Includes only bonds issued and outstanding.⁴ Includes only unmatured bonds issued and outstanding. Funds have been deposited with the Treasurer of the United States for payment of matured bonds which have not been presented for redemption.⁵ Does not include \$20,000,000 face amount of series "J" bonds and accrued interest thereon, held by the Treasury and reflected in the public debt.⁶ Does not include \$243,047,627.43 face amount of notes and accrued interest thereon, held by the Treasury and reflected in the public debt.⁷ Bonds in the face amount of \$272,500 are held by the Treasury and reflected in the public debt.⁸ Figures as of April 30, 1939—figures as of June 30, 1939, are not available. Offset by cash in designated depository banks and the accrued interest amounting to \$76,978,974.01, which is secured by the pledge of collateral as provided in the Regulations of the Postal Savings System, having a face value of \$75,646,488.29, cash in possession of System amounting to \$67,451,678.50, Government and Government-guaranteed securities with a face value of \$1,145,510,570 held as investments, and other assets.⁹ Held by the Reconstruction Finance Corporation.¹⁰ In actual circulation, exclusive of \$8,842,394.33 redemption fund deposited in the Treasury and \$252,873,760 of their own Federal Reserve notes held by the issuing banks. The collateral security for Federal Reserve notes issued consists of \$4,917,500,000 in gold certificates and in credits with the Treasurer of the United States payable in gold certificates, and \$2,507,000 face amount of commercial paper.

¹¹ The Tennessee Valley Authority is authorized and empowered to issue bonds not exceeding \$50,000,000 in amount outstanding at any one time, having a maturity not more than 50 years from date of issue thereof, and bearing interest not exceeding 3½ percent per annum. Such bonds shall be fully and unconditionally guaranteed both as to principal and interest by the United States.

¹² Debentures authorized to be issued by the United States Maritime Commission under the Merchant Marine Act, 1936, as amended, shall be fully and unconditionally guaranteed as to principal and interest by the United States.

¹³ The Secretary of Agriculture is authorized pursuant to act of May 12, 1933, to borrow money upon all cotton in his possession or control and deposit as collateral for such loans warehouse receipts for such cotton.

¹⁴ The faith of the United States is solemnly pledged to the payment of the deposits made in Postal Savings depository offices, with accrued interest thereon.

¹⁵ The Tennessee Valley Authority is authorized and empowered to issue on the credit of the United States serial bonds not exceeding \$50,000,000 in amount, having a maturity not more than 50 years from the date of issue thereof, and bearing interest not exceeding 3½ percent per annum.

¹⁶ Federal Reserve notes are obligations of the United States and shall be receivable by all national and member banks and Federal Reserve banks and for all taxes, customs, and other public dues. They are redeemable in lawful money on demand at the Treasury Department, in the city of Washington, D. C., or at any Federal Reserve bank.

TAX EXEMPTIONS:

^a Bonds and the income derived therefrom exempt from Federal, State, municipal, and local taxation (except surtaxes, estate, inheritance, and gift taxes).

^b The National Housing Act as amended by the National Housing Act Amendments of 1938, approved February 3, 1938, reads in part as follows: "Such debentures as are issued in exchange for property covered by mortgages insured under section 203 or section 207 prior to the date of enactment of the National Housing Act Amendments of 1938 shall be subject only to such Federal, State, and local taxes as the mortgages in exchange for which they are issued would be subject to in the hands of the holder of the debentures. * * * Such debentures as are issued in exchange for property covered by mortgages insured after the date of enactment of the National Housing Act Amendments of 1938 shall be exempt, both as to principal and interest, from all taxation (except surtaxes, estate, inheritance, and gift taxes) now or hereafter imposed by the United States, by any Territory, dependency, or possession thereof, or by any State, county, municipality, or local taxing authority."

^c Exempt, both as to principal and interest, from all taxation (except surtaxes, estate, inheritance, and gift taxes) now or hereafter imposed by the United States or any District, Territory, dependency, or possession thereof, or by any State, county, municipality, or local taxing authority.

^d Exempt, both as to principal and interest, from all taxation (except surtaxes, estate, inheritance, and gift taxes) now or hereafter imposed by the United States, by any Territory, dependency, or possession thereof, or by any State, county, municipality, or local taxing authority.

^e Exempt, both as to principal and interest, from all taxation (except surtaxes, estate, inheritance, and gift taxes) now or hereafter imposed by the United States or by any State, county, municipality, or local taxing authority.

^f Bonds issued by the Tennessee Valley Authority on the credit of the United States as provided in the Tennessee Valley Authority Act of 1933, as amended, shall have all the rights and privileges accorded by law to Panama Canal bonds authorized by section 8 of the act of June 28, 1902, chapter 1302, as amended by the act of December 21, 1905 (ch. 3, sec. 1, 34 Stat. 5), as now compiled in section 743 of title 31 of the United States Code.

TABLE 46.—Average yield on long-term United States Government bonds, by months, January 1919 to June 1939¹

[Averages of daily figures. Percent per annum]

Month	1919	1920	1921	1922	1923	1924	1925	1926	1927	1928
January.....	4.63	4.93	5.23	4.45	4.32	4.30	3.96	3.77	3.51	3.18
February.....	4.70	5.05	5.28	4.50	4.33	4.28	3.95	3.71	3.48	3.19
March.....	4.73	5.09	5.27	4.41	4.38	4.28	3.96	3.71	3.37	3.17
April.....	4.72	5.28	5.24	4.28	4.39	4.23	3.93	3.70	3.35	3.20
May.....	4.67	5.58	5.25	4.26	4.37	4.15	3.87	3.67	3.31	3.24
June.....	4.69	5.54	5.27	4.24	4.34	3.98	3.79	3.67	3.34	3.29
July.....	4.72	5.57	5.26	4.14	4.34	3.94	3.79	3.68	3.36	3.42
August.....	4.78	5.67	5.22	4.12	4.35	3.91	3.85	3.70	3.32	3.48
September.....	4.73	5.43	5.12	4.19	4.36	3.92	3.85	3.70	3.30	3.46
October.....	4.71	5.08	4.83	4.30	4.40	3.87	3.82	3.68	3.29	3.47
November.....	4.81	5.21	4.64	4.33	4.37	3.90	3.79	3.62	3.23	3.38
December.....	4.90	5.40	4.47	4.32	4.35	3.96	3.80	3.56	3.17	3.45
Average.....	4.73	5.32	5.09	4.30	4.36	4.06	3.86	3.68	3.34	3.33

Month	1929	1930	1931	1932	1933	1934	1935	1936	1937	1938	1939
January.....	3.52	3.43	3.20	4.26	3.22	3.50	2.88	2.80	2.47	2.65	2.47
February.....	3.62	3.41	3.30	4.11	3.31	3.32	2.79	2.77	2.46	2.64	2.44
March.....	3.74	3.29	3.27	3.92	3.42	3.20	2.77	2.71	2.60	2.64	2.34
April.....	3.64	3.37	3.26	3.68	3.42	3.11	2.74	2.68	2.80	2.62	2.30
May.....	3.64	3.31	3.16	3.76	3.30	3.02	2.72	2.66	2.76	2.51	2.17
June.....	3.69	3.25	3.13	3.76	3.21	2.98	2.72	2.66	2.76	2.52	2.13
July.....	3.64	3.25	3.15	3.58	3.20	2.92	2.69	2.65	2.72	2.52	-----
August.....	3.71	3.26	3.18	3.45	3.21	3.03	2.76	2.61	2.72	2.51	-----
September.....	3.70	3.24	3.25	3.42	3.19	3.20	2.85	2.60	2.77	2.58	-----
October.....	3.61	3.21	3.63	3.43	3.22	3.10	2.85	2.62	2.76	2.48	-----
November.....	3.35	3.19	3.63	3.45	3.46	3.07	2.83	2.53	2.71	2.50	-----
December.....	3.36	3.22	3.93	3.35	3.53	3.01	2.83	2.51	2.67	2.49	-----
Average.....	3.60	3.29	3.34	3.68	3.31	3.12	2.79	2.65	2.68	2.56	-----

¹ From Jan. 1, 1919, through Oct. 14, 1925, yields are based on all outstanding partially tax-exempt Government bonds with 8 or more years to earliest call date; from July 17, 1928, yields are based on all outstanding partially tax-exempt Government bonds with 12 or more years to earliest call date; for the period from Oct. 15, 1925, through July 16, 1928, there were no bonds with more than 8 but less than 12 years to earliest call date. During the period Jan. 1, 1919, through Oct. 14, 1925, the average included certain Liberty Loan issues, whereas after Oct. 14, 1925, it included only Treasury bonds. For bonds selling above par and callable at par before maturity, the yields are computed on the basis of redemption at first call date; while for bonds selling below par, yields are computed to maturity. Monthly averages are averages of daily figures. Each daily figure is an unweighted average of the yields of the issues used based on the day's closing price on the New York Stock Exchange, except that in some instances the mean of closing bid and asked prices was used. The table below shows the issues of Government bonds which were included in the above averages.

Issue	Date bond is first included in average	Date bond is first excluded from average	Amount issued
First Liberty loan converted 4¼% of 1932-47.....	Jan. 1, 1919	June 16, 1924	\$555,212,300
Second Liberty loan converted 4¼% of 1927-42.....	do.....	Nov. 15, 1919	3,707,936,200
Third Liberty loan 4¼% of 1928.....	do.....	Sept. 15, 1920	4,175,650,050
Fourth Liberty loan 4¼% of 1933-38.....	do.....	Oct. 15, 1925	6,964,581,100
Treasury bonds:			
1947-52, 4¼%.....	Nov. 1, 1922	Oct. 15, 1935	763,962,300
1944-54, 4%.....	Dec. 15, 1924	Dec. 15, 1932	1,047,088,500
1946-56, 3¾%.....	Mar. 15, 1926	Mar. 15, 1934	494,898,100
1943-47, 3¾%.....	July 12, 1927	June 15, 1931	494,854,750
1946-49, 3¾%.....	June 15, 1931	June 15, 1934	821,406,000
1951-55, 3%.....	Sept. 15, 1931	-----	800,424,000
1949-52, 3½%.....	Dec. 15, 1934	Dec. 15, 1937	491,377,100
1955-60, 2½%.....	Mar. 15, 1935	-----	2,611,156,200
1951-54, 2½%.....	June 15, 1936	June 15, 1939	1,626,688,150
1956-59, 2½%.....	Sept. 15, 1936	-----	981,848,050
1949-53, 2½%.....	Dec. 15, 1936	Dec. 15, 1937	1,796,504,050
1958-63, 2½%.....	June 15, 1938	-----	918,780,000
1960-65, 2¼%.....	Dec. 15, 1938	-----	1,485,385,100

CONDITION OF THE TREASURY EXCLUSIVE OF PUBLIC DEBT LIABILITIES

TABLE 47.—Current assets and liabilities of the Treasury at the close of the fiscal years 1938 and 1939

[On basis of daily Treasury statements (revised), see p. 311]

	1938	1939	Increase or decrease (—)
GOLD			
Assets: Gold.....	\$12,962,953,930.58	\$16,110,078,913.04	\$3,147,124,982.46
Liabilities:			
Gold certificates.....	2,893,978,399.00	2,887,374,379.00	—6,604,020.00
Gold certificate fund—Board of Governors, Federal Reserve System.....	7,820,450,860.38	10,699,275,119.95	2,878,824,259.57
Redemption fund—Federal Reserve notes.....	9,387,519.82	8,842,394.33	—545,125.49
Gold reserve.....	156,039,430.93	156,039,430.93	—
Exchange stabilization fund.....	1,800,000,000.00	1,800,000,000.00	—
Gold in General Fund.....	283,097,720.45	558,547,588.83	275,449,868.38
Total.....	12,962,953,930.58	16,110,078,913.04	3,147,124,982.46
SILVER			
Assets:			
Silver bullion (monetary value).....	1,037,163,305.33	1,230,585,527.01	193,422,221.68
Silver dollars.....	503,647,170.00	502,162,924.00	—1,484,246.00
Total.....	1,540,810,475.33	1,732,748,451.01	191,937,975.68
Liabilities:			
Silver certificates outstanding.....	1,508,081,375.00	1,702,604,019.00	194,522,644.00
Treasury notes of 1890 outstanding.....	1,169,422.00	1,166,472.00	—2,950.00
Silver in General Fund.....	31,559,678.33	28,977,960.01	—2,581,718.32
Total.....	1,540,810,475.33	1,732,748,451.01	191,937,975.68
GENERAL FUND			
Assets:			
In Treasury offices:			
Gold (as above).....	283,097,720.45	558,547,588.83	275,449,868.38
Silver at monetary value (as above).....	31,559,678.33	28,977,960.01	—2,581,718.32
Subsidiary silver coin.....	8,721,844.60	3,604,399.65	—5,117,444.85
Silver bullion at recoinage value.....	1,307,159.35	273,020.00	—1,034,139.35
Silver bullion at cost value.....	479,600,698.61	585,834,925.29	106,234,226.68
Minor coin.....	4,757,653.99	2,493,798.20	—2,263,855.79
United States notes.....	2,857,612.00	2,205,075.00	—652,537.00
Federal Reserve notes.....	13,792,387.50	9,897,690.00	—3,894,697.50
Federal Reserve bank notes.....	379,340.50	306,566.00	—72,774.50
National bank notes.....	1,353,334.00	1,336,276.50	—17,057.50
Unclassified, collections, etc.....	1,818,145.20	17,512,638.59	15,694,493.39
Subtotal.....	829,245,574.43	1,210,989,938.07	381,744,363.64
In Federal Reserve banks:			
To credit of Treasurer of the United States.....	859,904,165.41	944,078,412.06	84,174,246.65
In transit.....	43,070,996.89	40,397,545.14	—2,673,451.75
Subtotal.....	902,975,162.30	984,475,957.20	81,500,794.90
In special depositories account of sales of Government securities.....	610,527,176.95	776,410,458.15	165,883,281.20
In general and limited depository banks (except foreign):			
To credit of Treasurer of the United States.....	13,111,279.05	31,490,456.08	18,379,177.03
To credit of other Government officers.....	31,070,869.17	42,611,158.48	11,540,289.31
In transit.....	6,943,780.25	9,670,560.58	2,726,780.33
Subtotal.....	51,125,928.47	83,772,175.14	32,646,246.67
In treasury, Philippine Islands:			
To credit of Treasurer of the United States.....	1,675,370.26	1,384,661.48	—290,708.78
In transit.....	1,439.69	94.24	—1,345.45
Subtotal.....	1,676,809.95	1,384,755.72	—292,054.23

Footnotes at end of table.

TABLE 47.—*Current assets and liabilities of the Treasury at the close of the fiscal years 1938 and 1939—Continued*

	1938	1939	Increase or decrease (—)
GENERAL FUND—continued			
Assets—Continued.			
In foreign depositories:			
To credit of Treasurer of the United States	\$1, 121, 980. 53		—\$1, 121, 980. 53
To credit of other Government officers	2, 053, 659. 42	\$146, 732. 68	—1, 906, 926. 74
In transit			
Subtotal	3, 175, 639. 95	146, 732. 68	—3, 028, 907. 27
Total assets, General Fund	2, 398, 726, 292. 05	3, 057, 180, 016. 96	658, 453, 724. 91
Liabilities:			
Treasurer's checks outstanding	8, 949, 868. 01	7, 259, 835. 29	—1, 690, 032. 72
Deposits of Government officers:			
Post Office Department	8, 485, 961. 88	5, 713, 738. 30	—2, 772, 223. 58
Board of trustees, Postal Savings System	67, 014, 052. 05	70, 745, 244. 64	3, 731, 192. 59
Postmasters, clerks of courts, disbursing officers, etc.	114, 731, 807. 93	144, 421, 597. 79	29, 689, 789. 86
Deposits for redemption of national bank notes (5% fund, lawful money)	335, 031. 62	255, 615. 16	—79, 416. 46
Uncollected items, exchanges, etc.	2, 584, 356. 51	11, 835, 264. 15	9, 250, 907. 64
Total liabilities, General Fund	202, 101, 078. 00	240, 231, 295. 33	38, 130, 217. 33
Balance in General Fund:			
Increment resulting from reduction in weight of gold dollar	141, 903, 609. 77	142, 383, 415. 68	479, 805. 91
Seigniorage (silver) ²	446, 038, 793. 66	536, 306, 220. 68	90, 267, 427. 02
Working balance	1, 608, 682, 810. 62	2, 138, 259, 085. 27	529, 576, 274. 65
Subtotal	2, 196, 625, 214. 05	2, 816, 948, 721. 63	620, 323, 507. 58
Total General Fund liabilities and balance	2, 398, 726, 292. 05	3, 057, 180, 016. 96	658, 453, 724. 91

¹ Reserve against United States notes (\$346,681,016 in 1938 and 1939) and Treasury notes of 1890 outstanding (\$1,169,422 in 1938 and \$1,166,472 in 1939). Treasury notes of 1890 are also secured by silver dollars in the Treasury.

² This seigniorage represents the difference between the cost value and the monetary value of silver bullion revalued and held to secure the silver certificates issued on account of silver acquired under the Silver Purchase Act of 1934 and under the President's proclamation dated Aug. 9, 1934.

NOTE.—The amount to the credit of disbursing officers and certain agencies was \$1,898,339,567.08 on June 30, 1938, and \$1,910, 511,888.65 on June 30, 1939.

TABLE 48.—*Balance in the General Fund of the Treasury at the end of each month, fiscal year 1939* ¹

[On basis of daily Treasury statements (unrevised), see p. 311]

End of month	Balance of increment resulting from reduction in weight of gold dollar	Seigniorage ²	Working balance	Total balance
1938				
July	\$141, 921, 323	\$450, 669, 804	\$1, 523, 420, 053	\$2, 116, 011, 180
August	141, 946, 825	455, 089, 504	1, 662, 539, 134	2, 259, 575, 463
September	142, 111, 999	460, 353, 233	2, 375, 994, 088	2, 978, 460, 230
October	142, 154, 271	467, 228, 007	1, 959, 768, 360	2, 569, 150, 638
November	142, 175, 722	477, 633, 296	1, 827, 541, 504	2, 447, 348, 522
December	142, 214, 580	492, 326, 078	2, 448, 965, 267	3, 083, 505, 925
1939				
January	142, 243, 708	502, 680, 946	2, 288, 064, 042	2, 932, 988, 696
February	142, 272, 298	507, 731, 301	2, 693, 421, 335	3, 343, 424, 934
March	142, 301, 052	514, 976, 084	2, 732, 201, 695	3, 389, 478, 831
April	142, 321, 515	521, 537, 075	2, 379, 666, 445	3, 043, 525, 035
May	142, 350, 460	527, 731, 058	2, 254, 178, 517	2, 924, 260, 044
June	142, 379, 205	536, 306, 221	2, 159, 540, 107	2, 838, 225, 533

¹ For monthly balances back to October 1915, see annual reports for 1930, p. 598; 1934, p. 377; and corresponding tables in subsequent reports.

² This seigniorage represents the difference between the cost value and the monetary value of silver bullion revalued and held to secure the silver certificates issued on account of silver acquired under the Silver Purchase Act of 1934 and under the President's proclamation dated Aug. 9, 1934.

TABLE 49.—Balance sheet of the exchange stabilization fund as of June 30, 1938 and 1939¹

Assets and liabilities	June 30, 1938	June 30, 1939
ASSETS		
Cash:		
Treasurer of U. S., gold.....	\$1,800,000,000.00	\$1,800,000,000.00
Treasurer of U. S., checking account.....	1,643,849.25	1,598,137.07
Federal Reserve Bank of New York special account.....	100,765,630.03	104,567,674.90
Disbursing officers' balances and advance accounts.....	11,829.04	3,185.31
Total cash.....	1,902,421,308.32	1,906,168,997.28
Accounts receivable, due from French Cable Company.....	5,007.34	
Special accounts of Secretary of Treasury—Federal Reserve Bank of New York:		
Special account No. 1 (gold) ²	43,701,226.28	84,635,422.59
Due from foreign banks (foreign exchange):		
Francs.....	85.74	81.49
Belgas.....		2,220.34
Sterling.....	100,245.77	42,225.04
Central Bank of China (secured deposits):		
165,000,000.00 yuan (gold held as collateral, \$48,833,340.89).....	48,487,500.00	19,112,500.00
65,229,995.63 yuan (gold held as collateral, \$19,379,015.66).....		5,026,562.50
Investments—U. S. Treasury bonds ³	15,107,637.53	41,796.88
Accrued interest receivable ⁴	52,042.78	15.00
Other accounts—deferred charges.....		2,636.00
Commodity sales contracts—deferred charges.....	2,651.00	
Total assets.....	2,009,877,704.76	2,015,032,457.12
LIABILITIES AND CAPITAL		
Capital account.....	2,000,000,000.00	2,000,000,000.00
Due to Central Bank of China.....	605.78	
Accounts payable, commodity sales contracts.....	2,651.00	
Earnings plus deferred credits, ⁴ less general expenses ⁵	9,874,447.98	15,032,457.12
Total liabilities and capital.....	2,009,877,704.76	2,015,032,457.12

SCHEDULE NO. 1

LOCATION OF GOLD HELD BY AND FOR ACCOUNT OF THE EXCHANGE STABILIZATION FUND—SPECIAL ACCOUNT NO. 1

Location	June 30, 1938	June 30, 1939
Amount in ounces		
Gold held by:		
Bank of England.....	38,941.816	84,040.992
Federal Reserve Bank of New York.....	47,460.817	2,334,113.939
U. S. Assay Office, N. Y., held in safekeeping.....	1,162,459.737	
Total.....	1,248,862.370	2,418,154.931
Amount in dollars		
Gold held by:		
Bank of England.....	1,354,006.95	2,941,434.71
Federal Reserve Bank of New York.....	1,661,128.59	81,693,987.88
U. S. Assay Office, N. Y., held in safekeeping.....	40,686,090.74	
Total.....	43,701,226.28	84,635,422.59

¹ Revised as per audit of fund to give effect to transactions authorized prior to the respective dates.² See Schedule No. 1.³ See Schedule No. 3.⁴ See Schedule No. 2.⁵ See Schedule No. 4.

TABLE 49.—*Balance sheet of the exchange stabilization fund as of June 30, 1938 and 1939*¹—Continued

SCHEDULE NO. 2

TOTAL EARNINGS OF THE EXCHANGE STABILIZATION FUND

Source	From Jan. 31, 1934, to June 30, 1938	From Jan. 31, 1934, to June 30, 1939
Profits on British sterling transactions.....		\$316,897.59
Profits on French franc transactions.....	\$352,014.24	352,012.49
Profits on gold bullion.....	711,099.88	
Profits on handling charges on gold.....	1,772,273.12	7,033,105.87
Profits on silver transactions.....	105,371.27	105,371.27
Profits on sale of silver bullion to Treasury (nationalized).....	3,473,362.29	3,473,362.29
Profits on investments.....	491,208.70	619,826.17
Interest on investments.....	2,866,888.37	3,029,137.48
Miscellaneous profits.....	410.44	33.30
Interest earned on foreign balances.....	56,740.83	56,717.37
Interest earned on Chinese yuan.....	406,368.31	979,391.65
Deferred credits.....	10,235,737.45	15,965,855.48
	310,250.56	
Total.....	10,545,988.01	15,965,855.48

SCHEDULE NO. 3

INVESTMENTS—CLASSES OF UNITED STATES TREASURY BONDS HELD FOR ACCOUNT OF THE EXCHANGE STABILIZATION FUND

Class	Face value	Principal cost	Accrued interest	Average rate at which bonds are held
	June 30, 1938			
2½% Treasury bonds of 1955-60.....	\$5,000,000	\$5,026,562.50	\$41,796.88	100.5313
2½% Treasury bonds of 1949-53.....	10,000,000	10,081,075.03	10,245.90	100.8108
Total.....	15,000,000	15,107,637.53	52,042.78	
	June 30, 1939			
2½% Treasury bonds of 1955-60.....	5,000,000	5,026,562.50	41,796.88	100.5313

SCHEDULE NO. 4

ADMINISTRATIVE EXPENSES OF THE EXCHANGE STABILIZATION FUND

Kind	From Jan. 31, 1934, to June 30, 1938	From Jan. 31, 1934, to June 30, 1939
Salaries.....	\$379,961.67	\$549,652.68
Travel.....	31,785.80	41,222.12
Subsistence.....	18,509.14	28,817.24
Telephone and telegraph.....	171,622.29	220,620.09
Stationery, etc.....	11,232.67	12,802.07
All other.....	58,428.46	80,284.16
Total.....	671,540.03	933,398.36

¹ See note 1, p. 489.

TABLE 50.—*Securities owned by the United States Government, June 30, 1939¹*

Foreign obligations:

Funded indebtedness:

Under the debt-funding agreements as authorized by acts of Congress and the moratorium agreements as authorized by the act of Congress approved Dec. 23, 1931:

	Principal amount held
Belgium.....	\$400,680,000.00
Czechoslovakia ²	91,879,671.03
Estonia ³	16,466,012.87
Finland.....	8,119,331.70
France.....	3,863,650,000.00
Germany (Austrian indebtedness) ⁴	25,980,480.66
Great Britain.....	4,368,000,000.00
Greece.....	31,516,000.00
Hungary ⁵	1,908,560.00
Italy.....	2,004,900,000.00
Latvia ³	6,879,464.20
Lithuania ³	6,197,682.00
Poland ³	206,057,000.00
Rumania ⁶	63,860,560.43
Yugoslavia.....	61,625,000.00

\$11,157,719,762.89

Unfunded indebtedness:

Represented by obligations received for (1) cash advances made under authority of acts of Congress approved Apr. 24, 1917, and Sept. 24, 1917, as amended; (2) surplus war supplies sold on credit by Secretary of War under authority of acts of Congress approved July 9, 1918, and June 5, 1920; (3) relief supplies sold on credit by American Relief Administration under authority of act of Congress approved Feb. 25, 1919; and (4) relief supplies sold on credit by United States Grain Corporation under authority of act of Congress approved Mar. 30, 1920:

Armenia.....	11,959,917.49
Nicaragua.....	(^a)
Russia.....	192,601,297.37

204,561,214.86

German bonds:

For account of reimbursements of the costs of the United States Army of Occupation and the awards of the Mixed Claims Commission, under the funding agreement of June 23, 1930, as authorized by the act of Congress approved June 5, 1930 (bonds are in reichsmarks, which for the purpose of this statement are converted at 40.33 cents to the reichsmark):

Army costs.....	RM997,500,000	402,291,750.00
Mixed claims ⁷	RM2,040,000,000	
Private awards (estimated).....	1,415,000,000	
Government awards (estimated).....	625,000,000	252,062,500.00

1,622,500,000 654,354,250.00

Total foreign obligations..... 12,016,635,227.75

Capital stock of war emergency corporations:

Capital stock of the United States Housing Corporation, issued.....	70,000,000.00
Less amount retired.....	\$3,500,000.00
Cash deposited in Treasury on account of repayments on capital stock.....	32,364,822.35

34,135,177.65

100,000.00

Capital stock of the United States Spruce Production Corporation.....

Total..... 34,235,177.65

Capital stock, etc., of other governmental corporations and credit agencies:

Capital stock of the Panama Railroad Co.....	7,000,000.00
Capital stock of the Inland Waterways Corporation (acquired pursuant to the act approved June 3, 1924, as amended by act of May 29, 1928).....	12,000,000.00
Reconstruction Finance Corporation:	

Capital stock.....	\$500,000,000.00
Notes, series "Q".....	243,047,627.43

743,047,627.43

Less:

Funds expended for subscriptions to capital stock of other governmental corporations shown on this statement.....	81,000,000.00
---	---------------

Funds disbursed to other governmental agencies for making loans shown on this statement.....	63,847,574.54	144,847,574.54
--	---------------	----------------

598,200,052.89

Capital stock of the RFC Mortgage Company acquired under the provisions of sec. 5 (c) of the Reconstruction Finance Corporation Act, approved Jan. 22, 1932, as amended⁸.....

25,000,000.00

Capital stock and paid-in surplus of the Federal National Mortgage Association purchased by the Reconstruction Finance Corporation⁸.....

11,000,000.00

Footnotes at end of table.

TABLE 50.—*Securities owned by the United States Government, June 30, 1939*—
Continued

Capital stock, etc., of other governmental corporations and credit agencies—Contd.	
Home Owners' Loan Corporation series "J" bonds, issued under provisions of sec. 4 (c) of the Home Owners' Loan Act of June 13, 1933, as amended.....	\$20,000,000.00
Capital stock of the Home Owners' Loan Corporation, Home Owners' Loan Act of 1933, approved June 13, 1933, as amended.....	\$200,000,000.00
Less: Funds expended for subscriptions to capital stock of Federal Savings and Loan Insurance Corporation.....	100,000,000.00
Capital stock of the Federal Savings and Loan Insurance Corporation, National Housing Act, approved June 27, 1934 ⁹	100,000,000.00
Capital stock of the regional agricultural credit corporations, Emergency Relief and Construction Act of 1932, approved July 21, 1932, as amended.....	5,000,000.00
Capital stock of Federal home loan banks, act of July 22, 1932, as amended.....	124,741,000.00
Capital stock of the U. S. Housing Authority issued under Public No. 412, dated Sept. 1, 1937.....	1,000,000.00
Tennessee Valley Authority series "A" bonds, issued under provisions of sec. 15 (a) of the Tennessee Valley Authority Act of 1933, as amended.....	272,500.00
Capital stock of the Federal Crop Insurance Corporation issued under provisions of sec. 504 (a) of Public No. 430, approved Feb. 16, 1938.....	10,000,000.00
Capital stock of the Federal Farm Mortgage Corporation, Federal Farm Mortgage Corporation Act, approved Jan. 31, 1934, as amended.....	200,000,000.00
Capital stock of the Export-Import Bank of Washington, Executive order of Feb. 2, 1934, issued under authority of the National Industrial Recovery Act, approved June 16, 1933, as amended ¹⁰	46,000,000.00
Capital stock of the Disaster Loan Corporation issued under authority of Public No. 5, dated Feb. 11, 1937.....	18,000,000.00
Capital stock of production credit corporations acquired under the provisions of sec. 4 of the Farm Credit Act of 1933, approved June 16, 1933, as amended.....	120,000,000.00
Capital stock of the Commodity Credit Corporation, Executive order of Oct. 16, 1933, issued under authority of the National Industrial Recovery Act approved June 16, 1933, as amended, and Public No. 489, dated Apr. 10, 1936.....	100,000,000.00
Commodity Credit Corporation interim notes, First Series, issued under provisions of sec. 4 of the act approved Mar. 8, 1938, Public No. 442, 75th Congress.....	10,000,000.00
Capital stock of Electric Home and Farm Authority, Executive order dated Aug. 12, 1935, issued under authority of National Industrial Recovery Act approved June 16, 1933, as amended.....	850,000.00
Capital stock of the Federal Deposit Insurance Corporation, Banking Act of 1933, approved June 16, 1933, as amended.....	150,000,000.00
Capital stock (preferred and full-paid income shares) of Federal savings and loan associations, Home Owners' Loan Act of 1933, approved June 13, 1933, as amended.....	43,991,700.00
Capital stock of the Tennessee Valley Associated Cooperatives, Inc.....	1,000.00
Capital stock of Federal Subsistence Homesteads Corporation, Executive order of July 21, 1933, issued under authority of the National Industrial Recovery Act approved June 16, 1933, as amended.....	10,000.00
Capital stock of Federal land banks, Federal Farm Loan Act approved July 17, 1916, as amended.....	124,952,320.00
Subscriptions to paid-in surplus of Federal land banks, Federal Farm Loan Act approved July 17, 1916, as amended.....	186,728,901.53
Capital stock of Federal intermediate credit banks acquired pursuant to the Federal Farm Loan Act approved July 17, 1916, as amended.....	70,000,000.00
Subscriptions to paid-in surplus of Federal intermediate credit banks, pursuant to the Federal Farm Loan Act, approved July 17, 1916, as amended.....	30,000,000.00
Capital stock of Central Bank for Cooperatives acquired under the provisions of sec. 33 of the Farm Credit Act of 1933, approved June 16, 1933, as amended.....	50,000,000.00
Capital stock of banks for cooperatives acquired under the provisions of sec. 40 of the Farm Credit Act of 1933, approved June 16, 1933, as amended.....	99,000,000.00
Total.....	2,263,747,474.42
Other obligations and securities:	
Obligations of carriers acquired pursuant to sec. 207 of the Transportation Act, approved Feb. 28, 1920, as amended.....	5,007,000.00
Obligations of carriers acquired pursuant to sec. 210 of the Transportation Act, approved Feb. 28, 1920, as amended.....	25,223,232.55
Obligations acquired by the Federal Emergency Administration of Public Works.....	59,357,782.78
Notes received by the Farm Credit Administration evidencing outstanding advances made from the revolving fund created by the Agricultural Marketing Act.....	92,341,527.80
Securities received from the Reconstruction Finance Corporation under provisions of Public No. 432, dated Feb. 24, 1938.....	2,570,400.00
Securities received by the Secretary of the Navy on account of sales of surplus property.....	4,645,070.50
Securities received by the United States Maritime Commission on account of sales of ships, etc.....	54,846,518.99
Obligations of farmers for seed, feed, and drought relief loans made in pursuance of various acts from 1921 to 1938.....	147,452,005.94
Obligations of farmers for crop production loans made in pursuance of sec. 2 of the act approved Jan. 22, 1932, as amended.....	32,112,858.53
Obligations of joint stock land banks in pursuance of sec. 30 (a) of the Emergency Farm Mortgage Act of 1933, approved May 12, 1933, as amended.....	33,981.64
Securities received by the Farm Security Administration.....	256,274,833.73
Securities received by the Rural Electrification Administration ¹¹	121,904,066.07
Securities received by the Puerto Rico Reconstruction Administration.....	6,153,700.17
Securities received by the Secretary of the Interior, loans to Indians.....	2,529,396.28
Total.....	810,452,374.96
Grand total.....	15,125,070,254.78

Footnotes at end of table.

TABLE 50.—*Securities owned by the United States Government, June 30, 1939*¹—
Continued

MEMORANDUM

Amount due the United States from the Central Branch Union Pacific Railroad on account of bonds issued (Pacific Railroad aid bonds, acts approved July 1, 1862, July 2, 1864, and May 7, 1878):

Principal.....	\$1,600,000.00
Interest.....	1,638,950.51
Total.....	3,238,950.51

¹ This statement is made on the basis of the face value of the securities therein described as received by the United States, with due allowance for repayments. To the extent that the securities are not held in the custody of the Treasury, the statement is made up from reports received from other Government departments and establishments.

² Indebtedness of Czechoslovakia has been funded under the agreement of Oct. 13, 1925, but the original obligations have not been exchanged for the new bonds of that Government.

³ Differences between principal here stated and face amount of obligations provided for in funding agreements represent deferred payments for which, under the funding agreements, gold bonds of the respective debtor governments have been or will be delivered to the Treasury.

⁴ The German Government has been notified that the Government of the United States will look to the German Government for the discharge of this indebtedness of the Government of Austria to the Government of the United States.

⁵ Original amount (\$66,560,560.43) included bonds aggregating \$21,970,560.43 representing interest accruing and remaining unpaid during first 14 years, payment of which under the funding agreement is extended over the last 48 years.

⁶ The United States holds obligations in the principal amount of \$289,898.78, which, together with accrued interest thereon, are to be canceled pursuant to agreement of Apr. 14, 1938, between the United States and the Republic of Nicaragua, ratified by the United States Senate on June 13, 1938.

⁷ Division of German bonds between private awards and Government awards is an estimate based upon best information available at this time. When Mixed Claims Commission has completed its duties, a more accurate division may be made. Awards generally bear interest at 5 percent per annum. Bonds do not bear interest, but the aggregate face amount thereof will be sufficient to cover payment of the principal and interest due on the total awards finally entered by the Mixed Claims Commission. Bonds for private awards are held in trust, the proceeds thereof when received at maturity to be distributed by the Treasury to the claimants. Bonds mature on Mar. 31 and Sept. 30 of each year in the principal amount of RM20,400,000 each. No payments are to be made on Government awards until all private awards are paid in full.

⁸ Reconstruction Finance Corporation funds.

⁹ Home Owners' Loan Corporation funds made available for capital stock subscriptions.

¹⁰ Reconstruction Finance Corporation funds amounting to \$45,000,000.00 and appropriated funds amounting to \$1,000,000.00, set aside for capital stock subscriptions.

¹¹ Includes Reconstruction Finance Corporation funds amounting to \$63,847,574.54.

ASSETS AND LIABILITIES OF GOVERNMENTAL CORPORATIONS AND AGENCIES

TABLE 51.—Combined statement of assets and liabilities of governmental corporations and credit agencies of the United States, as of June 30, 1939 (revised)

[Compiled from latest reports received by the Treasury; in millions of dollars]

SUMMARY

Corporation or agency	Assets ¹										Liabilities and reserves ¹			Excess of assets over liabilities ¹	Proprietary interest		Distribution of United States interests		
	Loans	Preferred capital stock, etc.	Cash ²	Investments			Accounts and other re- ceivables	Real estate and other business property	Other ³	Total	Guaranteed by United States	Not guaranteed by United States	Total		Privately owned	Owned by United States	Capital stock	Surplus	Interagency interests
				United States securities	Securities guar- anteed by United States	All other													
Reconstruction Finance Corporation	1,045	529	4 1	48	-----	8	4 25	(*)	4 36	1,694	822	4 86	908	786	-----	786	500	4 248	39
Commodity Credit Corporation	372	-----	2	-----	-----	-----	5 16	(*)	-----	390	206	73	280	110	-----	110	100	-----	10
Export-Import Bank of Washington	30	-----	1	-----	-----	-----	5 17	(*)	(*)	43	-----	(*)	(*)	48	-----	48	46	-----	2
Federal Crop Insurance Corporation	3	-----	3	-----	-----	-----	(*)	-----	4	7	-----	3	3	5	-----	5	-----	(*) (*)	-----
Federal Deposit Insurance Corporation	60	-----	19	342	-----	-----	49	(*)	(*)	470	-----	180	180	289	139	150	150	-----	-----
Tennessee Valley Authority	-----	-----	5	-----	-----	-----	4	239	(*)	248	-----	14	14	234	-----	234	7 234	(*) (*)	-----
Public Works Administration	55	-----	-----	-----	-----	-----	-----	-----	-----	55	-----	-----	-----	55	-----	55	7 55	-----	-----
United States Maritime Commission	49	-----	-----	-----	-----	9	19	38	157	271	-----	159	159	113	-----	113	7 113	(*)	65
Rural Electrification Administration	122	-----	-----	-----	-----	-----	2	-----	-----	124	-----	-----	-----	124	-----	124	7 59	-----	-----
Home Owners' Loan Corporation	2,081	8 216	240	-----	-----	-----	10	6	553	3,107	2,948	98	3,046	40	-----	60	200	6 60	8 80
Federal Savings and Loan Insurance Corporation	-----	-----	(*)	12	106	-----	1	-----	-----	119	-----	1	1	118	-----	118	100	18	-----
Federal savings and loan associations	-----	10 44	-----	-----	-----	-----	-----	-----	-----	44	-----	-----	-----	44	-----	44	44	-----	-----
Federal home loan banks	169	-----	78	37	12	-----	1	-----	(*)	297	-----	124	124	173	48	125	125	-----	-----
Federal Housing Administration	68	-----	5	23	-----	-----	13	1	2	44	3	1	4	40	-----	40	7 40	-----	-----
United States Housing Authority	-----	-----	60	2	-----	-----	-----	130	-----	260	115	3	118	143	-----	143	1	142	-----
Farm Credit Administration	11 94	-----	17	-----	-----	-----	(*)	-----	5	116	-----	4	4	112	-----	112	7 112	-----	-----
Federal Farm Mortgage Corporation	718	-----	71	-----	764	-----	45	-----	17	1,614	1,388	4 42	1,430	184	-----	184	200	-----	16
Federal land banks	1,941	-----	38	76	(*)	-----	156	6	112	2,328	-----	1,813	1,813	516	196	319	125	189	5
Federal intermediate credit banks	221	-----	10	75	-----	-----	2	-----	(*)	308	-----	199	199	109	-----	109	70	43	-----
Banks for cooperatives	60	-----	10	75	21	10	-----	-----	(*)	178	-----	4	4	174	3	170	149	12	9
Production credit corporations	-----	-----	(*)	20	(*)	101	(*)	-----	(*)	122	-----	(*)	(*)	122	-----	122	120	2	-----
Regional agricultural credit corporations	10	-----	11	-----	-----	-----	1	-----	(*)	22	-----	3	3	19	-----	19	5	14	-----

War emergency corporations and agencies (in liquidation):																			
Navy Department (sale of surplus war supplies).....							5	(*)	(*)	5				5		5	7 5		
United States Housing Corporation.....			1				1	(*)	(*)	2				2		2	34	9 32	
United States Railroad Administration.....		(*)				(*)	(*)			(*)				(*)		(*)	(*)	(*)	
United States Spruce Production Corporation.....			(*)	(*)			1	(*)		1				1		1	(*)	(*)	
War Finance Corporation.....			(*)							(*)	(*)	(*)	(*)	(*)		(*)	(*)	(*)	
Other:																			
Disaster Loan Corporation.....	15		(*)				5 2	(*)	(*)	17		(*)	(*)	17		17	18	9 1	
Electric Home and Farm Authority.....	10		(*)	(*)			(*)	(*)	(*)	10		9	9	1		1	1	(*)	
Farm Security Administration.....	256									256				256		256	7 256		
Federal National Mortgage Association.....	125						3	(*)	(*)	128		88	88	40		40	10	3	27
Federal Prison Industries, Inc.....				3			(*)	3	1	8		(*)	(*)	7		7	7 4	3	
Interior Department (Indian loans).....	3									3				3		3	7 3		
Inland Waterways Corporation.....	(*)			1	4		(*)	(*)	20	26		1	1	25		25	12	13	
Panama Railroad Co.....			10				(*)	(*)	37	47		1	1	46		46	7	40	9 1
Puerto Rico Reconstruction Administration.....	6									6				6		6	7 6		
RFC Mortgage Co.....	57		(*)		(*)		3		(*)	60		2	2	58		58	25	(*)	33
Tennessee Valley Associated Cooperatives, Inc.....	(*)	(*)	(*)						(*)	(*)				(*)		(*)	(*)	(*)	
Treasury Department:																			
Railroad loans (Transportation Act, 1920).....	30									30				30		30	7 30		
Securities received from the Reconstruction Finance Corporation under act of Feb. 24, 1938.....	3									3				3		3	7 3		
Interagency items: 10 13																			
Due from governmental corporations or agencies.....																	7 275		9 275
Due to governmental corporations or agencies.....																	7 12		12
Total.....	7,600	790	585	713	140	893	377	481	889	12,468	5,482	2,909	8,392	4,076	387	3,688	3,228	641	14 181

Footnotes at end of table.

Commodity Credit Corporation											1		(*)	4
Reconstruction Finance Corporation											2			
Tennessee Valley Authority bonds	8													
Ship sales notes								6						
Other investments								3						
Accounts and other receivables	3	\$ 7	\$ 17	(*)	47	(*)	4	18		(*)	1		(*)	1
Accrued interest receivable	22	10	(*)		1			(*)	2	10	1			
Real estate and business property:														
Real estate and equipment	(*)		(*)		(*)	237		15		6				
Vessels and rolling stock						(*)		22						
Stores and supplies		(*)			(*)	2		1						
Real estate and other property held for sale	35				(*)					549				
Other assets	2		(*)	4	(*)	(*)		157		3			(*)	
Total assets other than interagency	1,694	390	48	7	470	248	55	271	124	3,107	119	44	297	
Interagency assets:														
Due from governmental corporations or agencies	208		(*)			1		(*)	83					
Interagency proprietary interests:														
Capital stocks and paid-in surplus of governmental corporations	81									100				
Total, all assets	1,983	390	48	8	470	248	55	271	207	3,207	119	44	297	
LIABILITIES														
Bonds, notes, and debentures:														
Obligations guaranteed by United States ¹³	\$20	206								2,929				
Other						8				(*)			90	
Accrued interest payable:														
Guaranteed by United States	2	(*)								19			(*)	
Other						(*)							(*)	
Other liabilities	56	1	(*)	(*)	5	(*)	3	132		3	(*)		(*)	33
Deferred income	30					(*)		1		2	1		(*)	
Reserves:														
For uncollectible items					40	(*)		18		89				
Other operating reserves		73		3	135	2		7		3				
Total liabilities other than interagency	908	280	(*)	3	180	14		159		3,046	1		124	
Interagency liabilities:														
Due to governmental corporations or agencies	323	10				(*)		(*)	148	20				
Total, all liabilities	1,236	290	(*)	3	180	14		159	148	3,066	1		124	
Capital and surplus:														
Capital stock	500	100	46	5	289	234	55	113	50	200	100	44	164	
Reserves from earned surplus:														
Reserve for dividends and contingencies	(*)		(*)								12		1	
Legal reserves											4		4	
Earned surplus and undivided profits	247		1							60	2		4	
Total liabilities, capital, and surplus	1,983	390	48	8	470	248	55	271	207	3,207	119	44	297	

Footnotes at end of table.

TABLE 51.—Combined statement of assets and liabilities of governmental corporations and credit agencies of the United States, as of June 30, 1939 (revised)—Continued

DETAILS—Continued

[In millions of dollars]

Assets and liabilities	Federal Housing Administration	U. S. Housing Authority	Farm Credit Administration	Federal Farm Mortgage Corporation	Federal land banks	Federal intermediate credit banks	Banks for cooperatives	Production credit corporations	Regional agricultural credit corporations	War emergency corporations and agencies (in liquidation)	Other	Total
ASSETS												
Loans:												
Banks.....												175
Railroads.....											30	493
Insurance companies.....												30
Credit unions.....												(*)
Building and loan associations.....												172
Mortgage loan companies.....												66
Agricultural credit corporations.....			(*)								(*)	1
Cooperative associations.....			12				60					184
States, Territories, etc.....			(*)								(*)	156
Joint stock land banks.....												3
Ship construction and reconditioning loans.....												49
Mortgage loans (not otherwise classified).....		68		718	1,941						182	4,989
Crop, livestock, and commodity loans.....			79			221			10			707
Other loans.....			2									293
Total loans.....		68	94	718	1,941	221	60		10		505	7,600
Preferred capital stock, etc.:												
Banks and trust companies.....												529
Insurance companies.....												(*)
Other.....										(*)	(*)	260
Cash:												
With Treasurer, United States ¹	5	60	13	71	14	(*)	6	(*)	11	1	3	368
On hand and in banks.....				(*)	24	15 10	15 5	(*)	(*)	(*)	11	64
In transit.....					(*)						(*)	(*)
In trust funds with Treasurer, United States.....			4	1								152
Investments:												
United States securities.....	23	2			76	75	75	20		(*)	4	713
Obligations guaranteed by United States:												
Federal Farm Mortgage Corporation.....							21	(*)				22

U. S. Housing Authority.....												1
Home Owners' Loan Corporation.....											(*)	110
Federal Housing Administration.....												1
Commodity Credit Corporation.....												6
Reconstruction Finance Corporation.....												8
Tennessee Valley Authority bonds.....												787
Federal Land Bank bonds.....				761				26				8
Federal Intermediate Credit Bank securities.....				3			10					13
Production credit associations—class A stock.....								75				75
Railroad bonds and securities.....									(*)	(*)	(*)	6
Ship sales notes.....											(*)	3
Other investments.....					(*)						(*)	265
Accounts and other receivables.....	12	(*)	(*)	22	118	1	(*)	(*)	(*)	6	8	113
Accrued interest receivable.....	(*)	1		23	38	1	(*)	(*)	1	(*)	1	424
Real estate and business property:												50
Real estate and equipment.....	1	130			6		(*)	(*)		(*)	29	7
Vessels and rolling stock.....											28	708
Stores and supplies.....	(*)									(*)	3	180
Real estate and other property held for sale.....	2			16	105	(*)	(*)	(*)	(*)	(*)	1	
Other assets.....			5	(*)	7	(*)	(*)	(*)			1	
Total assets other than interagency.....	44	260	116	1,614	2,328	308	178	122	22	7	594	12,468
Interagency assets:												
Due from governmental corporations or agencies.....				17	12 10	9	(*)				276	605
Interagency proprietary interests:												
Capital stocks and paid-in surplus of governmental corporations.....												14 181
Total, all assets.....	44	260	116	1,632	2,339	317	178	122	22	7	870	13,253
LIABILITIES												
Bonds, notes, and debentures:												
Obligations guaranteed by United States ¹⁸	(*)	3	114		1,379							5,450
Other.....						1,762	195			(*)	93	2,150
Accrued interest payable:												
Guaranteed by United States.....	(*)		1		9							31
Other.....	(*)											22
Other liabilities.....	1	1	4	4	20	1	(*)	(*)	(*)	(*)	1	264
Deferred income.....				1	(*)	1					1	36
Reserves:												
For uncollectible items.....				37	18	1	4	(*)	3		(*)	211
Other operating reserves.....		2									(*)	226
Total liabilities other than interagency.....	4	118	4	1,430	1,813	199	4	(*)	3	(*)	102	8,392
Interagency liabilities:												
Due to governmental corporations or agencies.....				1	16	(*)	9			(*)	72	605
Total, all liabilities.....	4	118	4	1,432	1,828	199	13	(*)	3	(*)	174	8,997

Footnotes at end of table.

TABLE 51.—Combined statement of assets and liabilities of governmental corporations and credit agencies of the United States, as of June 30, 1939 (revised)—Continued

DETAILS—Continued

[In millions of dollars]

Assets and liabilities	Federal Housing Administration	U. S. Housing Authority	Farm Credit Administration	Federal Farm Mortgage Corporation	Federal land banks	Federal intermediate credit banks	Banks for cooperatives	Production credit corporations	Regional agricultural credit corporations	War emergency corporations and agencies (in liquidation)	Other	Total
LIABILITIES—continued												
Capital and surplus:												
Capital stock.....	7 40	1	7 112	200	237	70	152	120	5	7 39	7 638	3, 523
Paid-in surplus.....		142			12 189	30			16		12	389
Reserves from earned surplus:												
Reserve for dividends and contingencies.....					19	2				(*)	(*)	34
Legal reserves.....					53					(*)	(*)	61
Earned surplus and undivided profits.....					11	17	12	2	9 2	9 32	46	250
Total liabilities, capital, and surplus.....	44	260	116	1, 632	2, 339	317	178	122	22	7	870	13, 254

*Less than \$500,000.

¹ Exclusive of interagency assets and liabilities (except bond investments and deposits with Reconstruction Finance Corporation).² Excludes unexpended balances of appropriated funds.³ Also includes real estate and other property held for sale.⁴ Adjusted for interagency items and items in transit.⁵ Also includes deposits with the Reconstruction Finance Corporation and accrued interest thereon.⁶ Excess interagency assets (deduct).⁷ Nonstock (or includes nonstock proprietary interests).⁸ Shares of State building and loan associations, \$43,425,010; shares of Federal savings and loan associations, \$173,033,800.⁹ Deficit (deduct).¹⁰ Assets not classified. Includes only the amount of shares held by the United States Treasury.¹¹ Net after deducting reserve for estimated amount of uncollectible obligations held by the Farm Credit Administration.¹² Includes \$2,261,283 due to Federal land banks from the United States Treasury for subscriptions to paid-in surplus.¹³ Represents interagency assets and liabilities of the Treasury Department, and of Government agencies, which agencies are not included in this statement.¹⁴ Represents interagency holdings of capital stock and paid-in surplus items which are not deducted from the capital stock and paid-in surplus of the corresponding organizations.¹⁵ Excludes obligations reacquired and held by the issuing organizations.¹⁶ Includes cash in trust funds.

NOTE.—Figures are rounded to nearest million and consequently may not add to totals. For complete figures see daily Treasury statement for July 31, 1939.

TABLE 52.—*Proprietary interest of the United States in governmental corporations and credit agencies, as of June 30, 1929 to 1939*

(In thousands of dollars)

Corporation or agency	1929	1930	1931	1932	1933	1934	1935	1936	1937	1938	1939
Reconstruction Finance Corporation.....				779,989	1,498,140	2,452,000	2,034,891	1,804,076	1,490,798	1,501,788	786,310
Commodity Credit Corporation.....						206,000	153,495	243,737	122,737	59,256	110,024
Export-Import Bank of Washington.....						14,000	13,843	18,163	17,540	16,715	47,535
Federal Crop Insurance Corporation.....											4,691
Federal Deposit Insurance Corporation.....						150,000	150,000	150,000	150,000	150,000	150,000
Tennessee Valley Authority.....						19,000	63,734	96,006	178,919	216,124	233,971
Public Works Administration.....						145,423	312,254	152,077	145,534	51,597	54,641
U. S. Shipping Board—Merchant Fleet Corporation.....	209,804	207,682	216,745	233,018	224,103	142,940	181,962	151,227	(?)		
U. S. Maritime Commission.....									87,317	98,749	112,762
Rural Electrification Administration.....								823	11,865	50,169	123,719
Home Owners' Loan Corporation.....					998	144,000	68,709	65,976	68,260	74,089	60,438
Federal Savings and Loan Insurance Corporation.....							101,597	103,844	108,235	113,125	118,283
Federal savings and loan associations.....						1,000	32,464	49,223	48,184	47,803	43,992
Federal home loan banks.....					43,204	81,000	81,646	99,542	120,514	124,741	124,741
Federal Housing Administration.....							28,866	29,710	29,706	34,565	39,556
U. S. Housing Authority.....										150,841	142,686
Farm Loan Board—crop loans.....	6,762	159,796	391,860	627,669	(?)						
Farm Credit Administration.....					555,747	174,000	192,639	174,634	191,372	134,403	111,687
Federal Farm Mortgage Corporation.....						197,000	206,012	201,404	176,455	156,967	184,054
Federal land banks.....	383	292	238	125,176	124,872	161,000	251,165	255,646	292,212	339,143	319,213
Federal intermediate credit banks.....	31,876	32,763	33,973	35,963	60,263	85,000	84,425	102,977	104,425	86,962	109,085
Banks for cooperatives.....						111,000	128,624	155,961	154,108	184,348	170,463
Production credit corporations.....						106,000	120,978	120,939	121,142	121,427	122,076
Regional agricultural credit corporations.....					149,866	51,000	77,359	35,035	26,782	17,776	18,747
War emergency corporations and agencies (in liquidation):											
Surplus war supplies.....	928	855	787	828	828	828	433	383			
Securities received by Secretary of Navy—sales of surplus property.....	5,723	5,574	5,030	4,938	4,924	4,910	5,066	5,026	4,785	4,708	4,645
U. S. Housing Corporation.....	3,867	2,793	2,315	2,020	1,916	1,950	1,989	1,990	2,014	1,980	1,925
U. S. Railroad Administration.....	1,761	1,299	1,244	1,157	1,257	1,200	1,132	1,106	531	118	114
U. S. Spruce Production Corporation.....	1,853	1,116	1,114	1,058	1,067	1,000	986	1,088	787	743	698
War Finance Corporation.....	532	531	334	333	313	200	120	30	30	10	2
Other:											
Disaster Loan Corporation.....									3,828	5,879	16,873
Electric Home and Farm Authority.....						11,000	872	839	865	902	938
Subsistence homesteads (Resettlement Administration).....						3,000	24,324	79,875	127,669	(?)	
Farm Security Administration.....										169,373	256,275
Federal National Mortgage Association.....										7,651	39,857
Federal Prison Industries, Inc.....							4,399	5,014	5,575	6,575	7,449
Interior Department (Indian loans).....									534	1,911	2,529
Inland Waterways Corporation.....	19,768	20,974	23,980	24,391	24,607	24,000	23,750	24,602	24,542	24,981	24,853

Footnotes at end of table.

TABLE 52.—*Proprietary interest of the United States in governmental corporations and credit agencies, as of June 30, 1929 to 1939—Continued*

[In thousands of dollars]

Corporation or agency	1929	1930	1931	1932	1933	1934	1935	1936	1937	1938	1939
Other—Continued.											
Panama Railroad Co.	40,064	41,566	42,030	45,094	43,174	¹ 43,000	42,659	42,839	43,735	45,387	46,062
Puerto Rico Reconstruction Administration									3,701	3,897	6,388
RFC Mortgage Company							2	18,055	48,125	39,836	58,069
Tennessee Valley Associated Cooperatives, Inc.							306	299	302	302	301
Treasury Department:											
Railroad loans (Transportation Act, 1920)	62,699	54,792	39,942	38,926	38,482	37,711	31,192	30,590	30,230	30,230	30,230
Securities received from Reconstruction Finance Corpora- tion under act of Feb. 24, 1938										2,774	2,570
Total	386,020	530,033	759,592	1,920,560	2,773,761	4,249,162	4,422,913	4,222,922	3,943,358	4,077,845	3,688,454

¹ Estimated.² Transferred to the U. S. Maritime Commission.³ Transferred to the Farm Credit Administration.⁴ Transferred to the Farm Security Administration.

STOCK AND CIRCULATION OF MONEY IN THE UNITED STATES

TABLE 53.—*Stock of money, money in the Treasury, in the Federal Reserve banks, and in circulation June 30, 1913 to 1939*¹

(000 omitted, except in per capita figures)

June 30—	Stock of money ¹	Money held in the Treasury					Money outside of the Treasury				Population of continental United States (estimated)
		Total	Amount held as security against gold and silver certificates (and Treasury notes of 1890)	Reserve against United States notes (and Treasury notes of 1890)	Held for Federal Reserve banks and agents	All other	Total	Held by Federal Reserve banks and agents	In circulation		
									Amount ²	Per capita	
1913.....	\$3,777,021	\$1,834,112	\$1,475,783	\$150,000	-----	\$208,329	\$3,418,692	-----	\$3,418,692	\$35.12	97,337
1914.....	3,797,825	1,845,570	1,507,179	150,000	-----	188,391	3,459,434	-----	3,459,434	34.93	99,027
1915.....	4,050,783	1,967,665	1,619,429	152,977	-----	195,259	3,702,547	\$382,965	3,319,582	32.96	100,725
1916.....	4,541,730	2,356,536	2,057,409	152,979	-----	146,147	4,242,603	593,345	3,649,258	35.63	102,431
1917.....	5,678,774	2,859,396	2,063,391	152,979	\$526,295	116,731	4,882,769	816,365	4,066,404	39.05	104,145
1918.....	6,906,237	2,976,251	1,407,694	152,979	1,205,082	210,496	5,337,681	855,984	4,481,697	42.33	105,869
1919.....	7,688,413	2,907,812	906,673	152,979	1,416,086	432,074	5,687,275	810,636	4,876,638	45.95	106,136
1920.....	8,158,496	2,379,664	704,638	152,979	1,184,276	337,771	6,483,470	1,015,881	5,467,589	51.38	108,422
1921.....	8,174,528	2,921,089	919,643	152,979	1,537,857	310,610	6,173,082	1,262,089	4,910,992	45.29	108,445
1922.....	8,276,070	3,515,583	1,000,578	152,979	2,108,887	253,139	5,761,065	1,297,893	4,463,172	40.61	109,893
1923.....	8,702,788	3,821,846	1,150,168	152,979	2,285,170	233,529	6,031,111	1,207,836	4,823,275	43.18	111,693
1924.....	8,846,542	4,248,438	1,628,139	152,979	2,260,891	206,429	6,226,243	1,376,935	4,849,307	42.64	113,727
1925.....	8,299,382	4,176,381	2,059,799	153,621	1,752,744	210,217	6,182,799	1,367,591	4,815,208	41.73	115,378
1926.....	8,428,971	4,210,358	2,139,770	154,189	1,717,348	199,050	6,358,384	1,473,118	4,885,266	41.71	117,136
1927.....	8,667,282	4,159,056	2,096,205	155,421	1,712,003	195,427	6,604,431	1,753,110	4,851,321	40.90	118,628
1928.....	8,118,091	3,725,650	1,986,761	156,039	1,387,650	195,199	6,379,202	1,582,576	4,796,626	39.97	120,013
1929.....	8,538,796	3,789,886	1,854,373	156,039	1,562,426	217,049	6,603,283	1,856,986	4,746,297	39.08	121,455
1930.....	8,306,564	4,021,937	1,978,448	156,039	1,796,239	91,211	6,263,075	1,741,087	4,521,988	36.74	123,091
1931.....	9,079,624	4,227,735	2,196,103	156,039	1,776,690	98,902	7,047,992	2,226,059	4,821,933	38.85	124,113
1932.....	9,004,505	3,493,122	1,979,137	156,039	1,235,737	122,209	7,490,520	1,795,349	5,695,171	45.57	124,974
1933.....	10,078,417	3,797,692	1,711,721	156,039	1,771,486	158,446	7,992,446	2,271,682	5,720,764	45.49	125,770
1934.....	13,634,381	8,408,392	5,453,713	156,039	3,999,055	2,798,640	6,679,455	1,305,985	5,373,470	42.44	126,626
1935.....	15,113,035	9,997,362	7,131,431	156,039	5,532,590	2,709,891	6,714,514	1,147,422	5,567,093	43.66	127,521

Footnotes at end of table.

TABLE 53.—*Stock of money, money in the Treasury, in the Federal Reserve banks, and in circulation June 30, 1913 to 1939*¹—Continued

[000 omitted, except in per capita figures]

June 30—	Stock of money ²	Money held in the Treasury					Money outside of the Treasury				Population of continental United States (estimated)
		Total	Amount held as security against gold and silver certificates (and Treasury notes of 1890)	Reserve against United States notes (and Treasury notes of 1890)	Held for Federal Reserve banks and agents	All other	Total	Held by Federal Reserve banks and agents	In circulation		
									Amount ³	Per capita	
1936.....	\$17,402,493	\$11,851,635	\$9,355,224	\$156,039	\$ 5,304,027	\$2,340,372	\$9,602,055	\$3,360,854	\$6,241,200	\$48.60	128,429
1937.....	19,376,690	13,685,480	10,240,964	156,039	6,030,913	3,288,477	9,901,261	3,454,205	6,447,056	49.88	129,257
1938.....	20,096,865	14,535,627	12,233,068	156,039	7,829,838	2,146,520	9,964,467	3,503,576	6,460,891	49.62	130,215
1939.....	23,754,736	17,862,671	15,299,262	156,039	10,708,118	2,407,369	10,483,210	3,436,467	7,046,743	53.72	131,173

¹ The figures in this table differ from the monthly circulation statements for the following reasons: (a) Beginning June 30, 1922, the form of circulation statement was revised so as to include in the holdings of the Federal Reserve banks and agents, and hence in the stock of money, gold bullion, and foreign gold coin held by the Federal Reserve banks and agents, and to include in the holdings of the Federal Reserve banks and agents, and hence exclude from money in circulation, all forms of money held by the Federal Reserve banks and agents, whether as reserve against Federal Reserve notes or otherwise. For the sake of comparableness the figures in this table for earlier years have been revised to include these changes. For full explanation of this revision, see annual report for 1922, p. 433. (b) The form of the circulation statement was revised again beginning Dec. 31, 1927, so as to exclude earmarked gold coin from the stock of money, and hence from money in circulation; to include in the holdings of the Federal Reserve banks and agents, and hence in the stock of money, gold held abroad for the account of the Federal Reserve banks; and to include in all categories, minor coin (the bronze 1-cent piece and the nickel 5-cent piece). Beginning on Dec. 31, 1927, the circulation statement is dated for the end of the month instead of the beginning of the succeeding month, as was the practice theretofore, and figures on the revised daily Treasury statement basis for "money held in the Treasury" instead of the unrevised basis are used. For the sake of comparableness the figures in this table for earlier years have been revised to include these changes. For full explanation of this revision, see annual report for 1928, pp. 70-71, and for figures for years prior to 1913, pp. 550-551. Final revisions, minor in amount, are made in some figures of the June 30 circulation statements for use in these annual report tables.

² The composition of the stock of money is shown in table 54 on p. 505.

³ The composition of the money in circulation is shown in table 55 on p. 506.

⁴ Gold certificates not included in total money in the Treasury, since the gold held as security against them is included in the second column preceding.

TABLE 54.—*Stock of money, by kinds, at the end of each fiscal year from 1913 to 1939*¹

[In thousands]

June 30—	Gold ²	Silver bullion ²	Standard silver dollars ²	Subsidiary silver	Minor coin	United States notes ²	Federal Reserve notes ²	Federal Reserve bank notes ²	National bank notes ²	Total ²	Percentage of gold to total money
1913.....	\$1,870,762		\$568,273	\$175,196	\$56,951	\$346,681			\$759,158	\$3,777,021	49.53
1914.....	1,890,657		568,272	152,007	59,536	346,681			750,672	3,797,825	49.78
1915.....	1,965,539		568,272	185,430	61,327	346,681	\$84,261		819,274	4,050,783	49.02
1916.....	2,444,636		568,271	188,890	63,099	346,681	176,168	\$9,000	744,175	4,541,730	53.83
1917.....	3,220,242		568,270	198,275	69,688	346,681	547,408	12,790	715,420	5,678,774	56.71
1918.....	3,162,808		499,516	231,857	78,146	346,681	1,847,580	15,444	724,205	6,906,237	45.80
1919.....	3,113,306		308,146	242,870	82,909	346,681	2,687,557	187,067	719,277	7,688,413	40.49
1920.....	2,865,482		268,857	258,855	92,479	346,681	3,405,877	201,226	719,058	8,158,496	35.12
1921.....	3,274,730		288,788	271,314	98,522	346,681	3,000,430	150,772	743,290	8,174,528	40.06
1922.....	3,784,652		381,174	271,211	98,593	346,681	2,555,062	80,495	758,202	8,276,070	45.73
1923.....	4,049,554		491,887	269,186	99,056	346,681	2,676,802	22,083	747,440	8,702,788	46.53
1924.....	4,488,391		503,755	277,614	102,445	346,681	2,339,048	10,596	778,012	8,846,542	50.74
1925.....	4,360,382		522,061	283,472	104,004	346,681	1,942,240	7,176	753,866	8,290,382	52.54
1926.....	4,447,397		533,491	288,923	108,891	346,681	1,995,206	5,713	702,669	8,428,971	52.76
1927.....	4,587,298		537,944	295,590	113,295	346,681	2,077,473	4,854	704,146	8,667,282	52.93
1928.....	4,109,163		539,862	299,010	116,689	346,681	2,002,811	4,155	699,621	8,118,091	50.62
1929.....	4,324,351		539,961	304,187	120,640	346,681	2,194,970	3,711	704,294	8,538,796	50.64
1930.....	4,534,866		539,960	310,978	126,001	346,681	1,746,501	3,260	698,317	8,306,564	54.59
1931.....	4,955,921		539,958	308,619	126,887	346,681	2,101,578	2,974	697,004	9,079,624	54.58
1932.....	3,918,596		540,008	304,883	126,493	346,681	3,028,397	2,772	736,674	9,004,505	43.52
1933.....	4,317,554		540,007	298,634	126,746	346,681	3,336,866	141,326	970,601	10,078,417	42.84
1934.....	7,856,181	\$1,560	540,007	295,892	127,711	346,681	3,350,988	160,666	954,695	13,634,381	57.62
1935.....	9,115,643	313,309	545,642	312,416	133,040	346,681	3,492,854	84,350	769,096	15,113,035	60.32
1936.....	10,608,417	708,211	547,080	331,716	139,057	346,681	4,296,310	53,300	371,722	17,402,493	60.96
1937.....	12,318,271	835,196	547,080	358,899	150,954	346,681	4,508,973	38,472	272,164	19,376,690	63.57
1938.....	12,962,954	1,037,163	547,079	373,461	157,183	346,681	4,420,815	30,840	220,688	20,096,865	64.50
1939.....	16,110,079	1,230,586	547,079	379,812	161,147	346,681	4,763,989	26,074	189,292	23,754,736	67.82

¹ See note 1, p. 504. For figures for years prior to 1913, see annual report for 1928, pp. 552-553.

² A part of the gold and silver included in the stock of money is held as a reserve against other kinds of money, as follows: (1) As a reserve for United States notes and Treasury notes of 1890—gold bullion varying in amount from \$150,000,000 to \$156,039,431 during the years included in the table; (2) as security for Treasury notes of 1890—an equal dollar amount in standard silver dollars (these notes are being canceled and retired on receipt); (3) as security for outstanding silver certificates—silver in bullion and standard silver dollars of a monetary value equal to the face amount of such silver certificates; and (4) as security for gold certificates—gold bullion of a value at the legal standard equal to the face amount of such gold certificates. Federal Reserve notes are obligations of the United States and a first lien on all the assets of the issuing Federal Reserve bank. Federal Reserve notes are secured by the deposit with Federal Reserve agents of a like amount of gold certificates or of gold certificates and such discounted or purchased paper as is eligible under the terms of the Federal Reserve Act, or, until June 30, 1941, of direct obligations of the United States if so authorized by a majority vote of the Board of Governors of the Federal Reserve System. Federal Reserve banks must maintain a reserve in gold certificates of at least 40 percent, including the redemption fund which must be deposited with the Treasurer of the United States, against Federal Reserve notes in actual circulation. "Gold certificates" as herein used includes credits with the Treasurer of the United States payable in gold certificates. Federal Reserve bank notes and national bank notes are in process of retirement.

³ The totals involve a duplication to the extent that United States notes, Federal Reserve notes, Federal Reserve bank notes, and national bank notes, all included in full, are in part secured by gold, also included in full. Gold certificates, silver certificates, and Treasury notes of 1890 have been excluded, however, since they are complete duplications of the equal amounts of gold or silver held as security therefor and included in the totals.

TABLE 55.—*Money in circulation, by kinds, at the end of each fiscal year from 1913 to 1939¹*

[In thousands]

June 30—	Gold coin	Gold certificates ²	Standard silver dollars	Silver certificates ³	Treasury notes of 1890 ²	Subsidiary silver	Minor coin	United States notes ²	Federal Reserve notes ²	Federal Reserve bank notes ²	National bank notes ²	Total
1913.....	\$603,401	\$1,003,998	\$72,127	\$469,179	\$2,657	\$154,458	\$54,954	\$337,215	-----	-----	\$715,754	\$3,418,692
1914.....	611,545	1,026,149	70,300	478,602	2,428	159,966	57,419	337,846	-----	-----	715,180	3,459,434
1915.....	587,537	821,869	64,499	463,147	2,245	159,043	58,516	309,796	\$70,810	-----	782,120	3,319,582
1916.....	624,939	1,050,266	66,234	476,279	2,098	171,178	62,998	328,227	149,152	\$1,683	716,204	3,649,258
1917.....	666,545	1,082,926	71,754	468,365	1,970	193,745	68,411	311,595	506,756	3,702	690,635	4,066,404
1918.....	537,230	511,190	77,201	370,349	1,851	216,492	74,958	291,859	1,698,190	10,970	691,407	4,481,697
1919.....	474,875	327,552	79,041	163,445	1,745	229,316	81,780	274,119	2,450,278	155,014	639,472	4,876,638
1920.....	474,822	259,007	76,749	97,608	1,656	248,863	90,958	278,144	3,064,742	185,431	689,608	5,467,589
1921.....	447,272	200,582	65,883	158,843	1,576	235,295	91,409	259,170	2,599,598	129,942	721,421	4,910,992
1922.....	415,937	173,342	57,973	265,335	1,510	229,310	98,157	292,343	2,138,715	71,868	727,681	4,463,172
1923.....	404,181	386,456	57,262	364,258	1,460	247,307	93,897	302,749	2,234,660	19,969	711,076	4,823,275
1924.....	393,330	801,481	54,015	364,414	1,423	252,995	96,952	297,790	1,843,106	10,066	733,835	4,849,307
1925.....	402,297	1,004,823	54,289	382,780	1,387	262,009	100,307	282,578	1,636,108	6,921	681,709	4,815,208
1926.....	391,703	1,057,371	51,577	377,741	1,356	270,072	104,194	294,916	1,679,407	5,453	651,477	4,885,266
1927.....	384,957	1,007,075	48,717	375,798	1,327	275,605	108,132	292,205	1,702,843	4,606	650,057	4,851,321
1928.....	377,028	1,019,149	46,222	384,577	1,304	278,175	111,061	298,438	1,626,433	4,029	650,212	4,796,626
1929.....	368,488	934,994	43,684	387,073	1,283	284,226	115,210	262,188	1,692,721	3,616	652,812	4,746,297
1930.....	357,226	994,841	38,629	386,915	1,260	281,231	117,436	288,389	1,402,066	3,206	650,779	4,521,988
1931.....	363,020	996,510	34,326	377,149	1,240	273,147	117,393	299,427	1,708,429	2,929	648,363	4,821,933
1932.....	452,763	715,683	30,115	352,605	1,222	256,220	113,619	289,076	2,780,229	2,746	700,894	5,695,171
1933.....	320,939	265,487	27,995	360,699	1,186	256,865	112,532	268,809	3,060,793	125,845	919,614	5,720,764
1934.....	(³)	149,740	30,013	401,456	1,189	280,400	119,142	279,608	3,068,404	141,645	901,872	5,373,470
1935.....	(³)	117,167	32,308	701,474	1,182	295,773	125,125	285,417	3,222,913	81,470	704,263	5,567,093
1936.....	(³)	100,771	35,029	954,592	1,177	316,476	134,691	278,190	4,002,216	51,954	366,105	6,241,200
1937.....	(³)	88,116	38,046	1,078,071	1,172	340,827	144,107	281,459	4,168,780	37,616	268,862	6,447,056
1938.....	(³)	78,500	39,446	1,230,156	1,169	341,942	145,625	262,155	4,114,338	30,118	217,441	6,460,891
1939.....	(³)	71,930	42,407	1,453,573	1,166	361,209	154,869	265,962	4,483,552	25,593	186,480	7,046,743

¹ See note 1, p. 504. For figures for years prior to 1913, see annual report for 1928, pp. 554-555.² For description of security held for redemption, see note 2, p. 505.³ Under the order of the Secretary of the Treasury of Dec. 28, 1933, as amended and supplemented on Jan. 11 and 15, 1934, all gold coin domestically owned (with minor exceptions) was required to be delivered for the account of the Treasurer of the United States, and under the Gold Reserve Act of 1934 (Jan. 30) withdrawn from circulation and formed into bars. Gold coin (\$287,000,000) shown on Treasury records as being then outstanding was dropped from the monthly circulation statement as of Jan. 31, 1934.

TABLE 56.—*Stock of money, money in the Treasury, in the Federal Reserve banks, and in circulation, by kinds, June 30, 1939*

Kind of money	Stock of money	Money held in the Treasury					Money outside of the Treasury					Population of continental United States (estimated)
		Total	Amount held as security against gold and silver certificates (and Treasury notes of 1890)	Reserve against United States notes (and Treasury notes of 1890)	Held for Federal Reserve banks and agents	All other money	Total	Held by Federal Reserve banks and agents	In circulation ¹			
									Amount	Per capita		
Gold.....	² \$16,110,078,913	\$16,110,078,913	\$13,595,491,893	\$156,039,431		³ \$2,358,547,589						
Gold certificates.....	⁴ (13,595,491,893)	(10,708,117,514)			⁴ \$(10,708,117,514)		\$2,887,374,379	\$2,815,444,500	\$71,929,879	\$0.55		
Standard silver dollars.....	547,078,589	502,162,924	473,184,964			28,977,960	44,915,665	2,508,204	42,407,461	.32		
Silver bullion.....	1,230,585,527	1,230,585,527	1,230,585,527									
Silver certificates.....	⁴ (1,702,604,019)						1,702,604,019	249,030,748	1,453,573,271	11.08		
Treasury notes of 1890.....	⁴ (1,166,472)						1,166,472		1,166,472	.01		
Subsidiary silver.....	379,811,988	3,604,400			3,604,400		376,207,588	14,998,986	361,208,602	2.75		
Minor coin.....	161,146,532	2,493,798			2,493,798		158,652,734	3,783,459	154,869,275	1.18		
United States notes.....	346,681,016	2,205,075			2,205,075		344,475,941	78,513,471	265,962,470	2.03		
Federal Reserve notes.....	4,763,983,750	9,897,690			9,897,690		4,754,091,060	270,538,650	4,483,552,410	34.18		
Federal Reserve bank notes.....	26,073,519	306,566			306,566		25,766,953	173,900	25,593,053	.20		
National bank notes.....	189,291,607	1,336,276			1,336,276		187,955,331	1,475,400	186,479,931	1.42		
Total June 30, 1939.....	23,754,736,441	17,862,671,169	15,299,262,384	156,039,431	⁴ (10,708,117,514)	⁶ 2,407,369,354	10,483,210,142	3,436,467,318	7,046,742,824	53.72	131,173,000	
Comparative totals:												
May 31, 1939.....	23,557,557,487	17,691,778,085	15,056,197,344	156,039,431	10,510,820,964	2,479,541,310	10,411,155,782	3,443,760,319	6,967,395,463	53.15	131,093,000	
June 30, 1938.....	20,096,864,767	14,535,626,578	12,232,067,576	156,039,431	7,829,838,330	2,146,519,571	9,964,467,385	3,503,576,070	6,460,891,315	49.62	130,215,000	
Oct. 31, 1920.....	8,479,620,824	2,436,864,530	718,674,378	152,979,026	1,212,360,791	352,350,336	6,761,430,672	1,063,216,060	5,698,214,612	53.21	107,096,000	
Mar. 31, 1917.....	5,396,596,677	2,952,020,313	2,681,691,072	152,979,026		117,350,216	5,126,267,436	953,321,522	4,172,945,914	40.23	103,716,000	
June 30, 1914.....	3,797,325,099	1,845,569,804	1,507,178,879	150,000,000		188,390,925	3,459,434,174		3,459,434,174	34.93	99,027,000	
Jan. 1, 1879.....	1,007,084,483	212,420,402	21,602,640	100,000,000		90,817,762	816,266,721		816,266,721	16.92	48,231,000	

¹ The money in circulation includes any paper currency held outside the continental limits of the United States.² Does not include gold other than that held by the Treasury.³ Includes \$1,800,000,000 exchange stabilization fund and \$142,383,416 balance of increment resulting from reduction in weight of the gold dollar.⁴ These amounts are not included in the total, since the gold or silver held as security against gold and silver certificates and Treasury notes of 1890 is included under gold, standard silver dollars, and silver bullion, respectively.⁵ This total includes credits with the Treasurer of the United States payable in gold certificates in (1) the gold certificate fund—Board of Governors, Federal Reserve System, in the amount of \$10,699,275,120, and (2) the redemption fund for Federal Reserve notes in the amount of \$8,842,394.⁶ Includes \$59,300,000 lawful money deposited as a reserve for postal savings deposits.⁷ The amount of gold and silver certificates and Treasury notes of 1890 should be deducted from this amount before combining with total money held in the Treasury to arrive at the total amount of money in the United States.

NOTE.—For description of security held, see note 2, p. 505.

TAX-EXEMPT SECURITIES

TABLE 57.—*Estimated amount of securities outstanding, interest on which is wholly or partially exempt from the Federal income tax, June 30, 1939*¹

[In millions of dollars]

	Total	Wholly exempt	Partially exempt
A. U. S. Government, Federal agencies and instrumentalities:			
1. Interest-bearing securities outstanding:			
(a) U. S. Government.....	39,892	12,800	27,092
(b) Federal agencies and instrumentalities.....	7,988	2,090	5,898
Total.....	47,880	14,890	32,990
2. Interest-bearing securities held by:			
(a) U. S. Government, Federal trust funds and agencies.....	6,978	4,708	2,270
(b) Federal Reserve banks.....	2,551	1,640	911
(c) State and local sinking funds.....	61		61
(d) State and local trust and investment funds.....	221		221
Total.....	9,811	6,348	3,463
3. Net outstanding interest-bearing securities.....	38,069	8,542	29,527
B. State and local governments:			
1. Interest-bearing securities outstanding.....	19,626	19,626	
2. Interest-bearing securities held by:			
(a) U. S. Government, Federal trust funds and agencies.....	426	426	
(b) State and local sinking funds.....	1,530	1,530	
(c) State and local trust and investment funds.....	2,513	2,513	
Total.....	4,469	4,469	
3. Net outstanding interest-bearing securities.....	15,157	15,157	
C. Territories and insular possessions:			
1. Interest-bearing securities outstanding.....	150	150	
2. Interest-bearing securities held by:			
(a) Territorial and insular sinking and trust funds.....	29	29	
3. Net outstanding interest-bearing securities.....	121	121	
D. Recapitulation:			
1. Interest-bearing securities outstanding.....	67,656	34,666	32,990
2. Interest-bearing securities held by:			
(a) U. S. Government, Federal trust funds and agencies.....	7,404	5,134	2,270
(b) Federal Reserve banks.....	2,551	1,640	911
(c) State and local sinking funds.....	1,591	1,530	61
(d) State and local trust and investment funds.....	2,734	2,513	221
(e) Territorial and insular sinking and trust funds.....	29	29	
Total.....	14,309	10,846	3,463
3. Net outstanding interest-bearing securities.....	53,347	23,820	29,527

¹ "Total outstanding issues" of tax-exempt securities of the several borrowers differs from the gross indebtedness of these borrowers in that it excludes noninterest-bearing and taxable interest-bearing debt. "Net outstanding issues" differs from net indebtedness in that it excludes from "total outstanding issues" tax-exempt securities held by governments, governmental agencies, Federal Reserve banks, and public sinking, trust and investment funds, while net debt excludes from gross debt the total volume of sinking fund assets, regardless of their character, but ignores all other public assets.

Tax-exempt securities are segregated into 2 categories, those partially exempt and those wholly exempt. The former are exempt from the normal rates and the latter from both the normal and the surtax rates of the Federal income tax. United States savings bonds and Treasury bonds are here classified as partially tax-exempt securities. However, it is to be noted that by statutory provision, interest derived from \$5,000 of principal amount of these securities owned by any single holder is exempt from the surtax as well as the normal tax.

The estimate of the volume of tax-exempt securities outstanding on June 30, 1939, is based in part on a questionnaire survey of State, local, territorial, and insular debt and specified funds, conducted by the Treasury Department in cooperation with the Department of the Interior, Division of Territories and Island Possessions, and in part on the record of new security issues published by the *Commercial and Financial Chronicle*.

The estimate of the volume of tax-exempt securities outstanding in earlier years, shown in table 58, was based on a questionnaire survey conducted by the Treasury Department and upon the Bureau of the Census decennial *Financial Statistics of State and Local Governments* and annual *Financial Statistics of States and Financial Statistics of Cities*, as well as the statistics of new security issues and security retirements published in the *Bond Buyer* and the *State and Municipal Compendium* of the *Commercial and Financial Chronicle*.

² In the absence of Nation-wide trust and investment fund data for 1938 and 1939, it was assumed that the tax-exempt security holdings of these funds increased 5 percent during each of the last 2 fiscal years. This assumption was based on pre-1937 trends for States and cities and on available fragmentary data for 1938.

TABLE 58.—*Estimated amount of securities outstanding, interest on which is wholly or partially exempt from the Federal income tax, June 30, 1913 to 1939, by types of borrowers*¹

A. TOTAL OUTSTANDING ISSUES

[In millions of dollars]

June 30—	Grand total			U. S. Government ²			Federal Farm Loan System			Federal Home Loan System ⁴ (partially exempt)	Reconstruction Finance Corporation (partially exempt)	Tennessee Valley Authority (wholly exempt)	Other Federal instrumentalities ⁵ (partially exempt)	Territories and insular possessions (wholly exempt)	States, counties, cities, etc. (wholly exempt)
	Wholly and partially exempt	Wholly exempt	Partially exempt	Total	Wholly exempt	Partially exempt	Total	Wholly exempt ³	Partially exempt ⁴						
1913.....	5,531	5,531	-----	966	966	-----	-----	-----	-----	-----	-----	-----	-----	37	4,528
1914.....	5,954	5,954	-----	968	968	-----	-----	-----	-----	-----	-----	-----	-----	37	4,949
1915.....	6,427	6,427	-----	970	970	-----	-----	-----	-----	-----	-----	-----	-----	40	5,417
1916.....	6,887	6,887	-----	972	972	-----	-----	-----	-----	-----	-----	-----	-----	40	5,875
1917.....	9,049	9,049	-----	2,713	2,713	-----	-----	-----	-----	-----	-----	-----	-----	46	6,290
1918.....	18,786	9,187	9,599	11,986	2,387	9,599	111	111	-----	-----	-----	-----	-----	46	6,643
1919.....	32,597	10,159	22,439	25,234	2,796	22,439	274	274	-----	-----	-----	-----	-----	47	7,042
1920.....	32,257	11,308	20,949	24,061	3,112	20,949	401	401	-----	-----	-----	-----	-----	49	7,746
1921.....	32,724	11,922	20,803	23,737	2,935	20,803	450	450	-----	-----	-----	-----	-----	61	8,476
1922.....	33,411	12,994	20,417	22,711	2,294	20,417	730	730	-----	-----	-----	-----	-----	77	9,893
1923.....	33,788	14,074	19,714	22,008	2,294	19,714	1,062	1,062	-----	-----	-----	-----	-----	120	10,598
1924.....	33,978	15,290	18,688	20,982	2,294	18,688	1,231	1,231	-----	-----	-----	-----	-----	132	11,633
1925.....	34,681	16,645	18,036	20,211	2,175	18,036	1,506	1,506	-----	-----	-----	-----	-----	134	12,830
1926.....	34,856	17,636	17,220	19,384	2,164	17,220	1,659	1,659	-----	-----	-----	-----	-----	149	13,664
1927.....	34,933	18,846	16,087	18,251	2,164	16,087	1,789	1,789	-----	-----	-----	-----	-----	158	14,735
1928.....	35,044	19,892	15,152	17,318	2,166	15,152	1,866	1,866	-----	-----	-----	-----	-----	161	15,699
1929.....	35,428	20,957	14,471	16,639	2,168	14,471	1,867	1,867	-----	-----	-----	-----	-----	162	16,760
1930.....	35,943	23,785	12,158	15,922	3,764	12,158	1,871	1,871	-----	-----	-----	-----	-----	165	17,985
1931.....	37,626	25,750	11,876	16,519	4,643	11,876	1,885	1,885	-----	-----	-----	-----	-----	162	19,060
1932.....	40,782	28,316	12,466	19,162	7,046	12,116	1,780	1,780	-----	-----	-----	-----	-----	160	19,330
1933.....	45,109	31,499	13,610	22,158	10,133	12,025	1,694	1,694	-----	-----	350	-----	-----	155	19,517
1934.....	52,188	33,354	18,834	26,480	12,194	14,286	2,499	2,187	312	746	1,585	-----	-----	150	18,823
1935.....	56,939	35,080	21,859	27,646	13,565	14,081	3,625	2,399	1,226	2,647	3,490	-----	-----	144	18,972
1936.....	63,179	36,947	26,232	32,756	15,272	17,484	3,740	2,318	1,422	3,044	4,282	-----	-----	145	19,212
1937.....	65,648	36,591	29,057	35,803	15,065	20,738	3,650	2,228	1,422	3,037	3,860	-----	-----	146	19,152
1938.....	63,884	34,959	28,925	36,579	13,492	23,087	3,561	2,151	1,410	3,029	1,163	-----	-----	146	19,170
1939.....	67,656	34,666	32,990	39,892	12,800	27,092	3,461	2,082	1,379	3,038	1,063	8	236	150	19,626

Footnotes on p. 510.

TABLE 58.—Estimated amount of securities outstanding, interest on which is wholly or partially exempt from the Federal income tax, June 30, 1913 to 1939, by types of borrowers¹—Continued.B. HELD BY UNITED STATES GOVERNMENT, FEDERAL TRUST FUNDS AND AGENCIES²

[In millions of dollars]

June 30—	Grand total			U. S. Government			Federal Farm Loan System			Federal Home Loan System (partially exempt)	Reconstruction Finance Corporation (partially exempt)	Tennessee Valley Authority (wholly exempt)	Other Federal instrumentalities (partially exempt)	States, counties, cities, etc. (wholly exempt)
	Wholly and partially exempt	Wholly exempt	Partially exempt	Total	Wholly exempt	Partially exempt	Total	Wholly exempt	Partially exempt					
1913														
1914	1	1		1	1									
1915	1	1		1	1									
1916	2	2		2	2									
1917	2	2		2	2									
1918	110	61	49	53	4	49	57	57						
1919	286	142	144	149	5	144	137	137						
1920	373	173	200	207	7	200	166	166						
1921	532	191	341	349	8	341	183	183						
1922	561	147	414	422	8	414	139	139						
1923	514	111	403	412	9	403	102	102						
1924	489	113	376	386	10	376	103	103						
1925	638	132	506	516	10	506	122	122						
1926	757	141	616	626	10	616	131	131						
1927	832	114	718	728	10	718	104	104						
1928	925	115	810	821	11	810	104	104						
1929	939	116	873	884	11	873	105	105						
1930	1,079	331	748	972	224	748	106	106						1
1931	542	366	176	435	259	176	106	106						1
1932	1,027	386	641	570	279	291	106	106			350			1
1933	2,368	531	1,837	651	399	252	106	106			1,585			26
1934	5,115	1,051	4,064	1,254	581	673	444	317	127	9	3,255			153
1935	6,884	2,046	4,838	1,586	772	814	1,126	928	198	171	3,655			346
1936	7,632	2,093	5,539	1,876	752	1,124	1,116	919	197	188	4,030			422
1937	8,543	3,034	5,509	3,180	1,671	1,509	1,013	835	178	217	3,605			528
1938	7,018	4,159	2,859	4,421	2,774	1,647	990	847	143	204	864		1	538
1939	7,404	5,134	2,270	5,560	3,856	1,704	960	844	116	189	249	8	12	426

¹ See footnote 1 on p. 503.² On basis of daily Treasury statements (revised), see p. 311.³ Includes Federal land bank bonds (both those issued by the individual banks and the consolidated series), Federal intermediate credit bank debentures, and joint stock land bank bonds. Does not include stocks.⁴ Federal Farm Mortgage Corporation bonds.⁵ Includes Home Owners' Loan Corporation bonds and home loan bank debentures.⁶ Includes Commodity Credit Corporation notes, Federal Housing Administration debentures, Federal National Mortgage Association notes, and United States Housing Authority notes.⁷ Excludes Federal Reserve banks; for years prior to 1938, such tax-exempt securities as may have been held by the exchange stabilization fund are excluded.

O. HELD BY FEDERAL RESERVE BANKS

[In millions of dollars]

June 30—	U. S. Government			June 30—	U. S. Government			June 30—	U. S. Government		
	Total	Wholly exempt	Partially exempt		Total	Wholly exempt	Partially exempt		Total	Wholly exempt	Partially exempt
1913.....				1922.....	555	17	538	1931.....	668	451	217
1914.....				1923.....	102	12	90	1932.....	1,784	1,422	362
1915.....	8	8		1924.....	431	6	425	1933.....	1,998	1,582	416
1916.....	57	57		1925.....	353	3	350	1934.....	2,432	1,990	442
1917.....	66	66		1926.....	385	3	382	1935.....	2,433	2,143	290
1918.....	255	58	197	1927.....	370	3	367	1936.....	2,430	2,115	315
1919.....	292	25	267	1928.....	235	3	232	1937.....	2,526	1,794	732
1920.....	341	25	316	1929.....	216	3	213	1938.....	2,564	1,820	744
1921.....	259	22	237	1930.....	591	301	290	1939.....	2,551	1,640	911

D. HELD IN SINKING FUNDS AND TRUST AND INVESTMENT FUNDS OF STATES, LOCALITIES, TERRITORIES, AND INSULAR POSSESSIONS

(A) HELD IN SINKING FUNDS

June 30—	Total	U. S. Government (partially exempt)	States, counties, cities, etc. (wholly exempt)	Territories and insular possessions (wholly exempt)	June 30—	Total	U. S. Government (partially exempt)	States, counties, cities, etc. (wholly exempt)	Territories and insular possessions (wholly exempt)	June 30—	Total	U. S. Government (partially exempt)	States, counties, cities, etc. (wholly exempt)	Territories and insular possessions (wholly exempt)
1913.....	621		620	1	1922.....	1,329		1,328	1	1931.....	2,155		2,141	14
1914.....	670		669	1	1923.....	1,508		1,506	2	1932.....	1,472	50	1,399	23
1915.....	736		735	1	1924.....	1,634		1,627	7	1933.....	1,492	51	1,417	24
1916.....	794		793	1	1925.....	1,762		1,753	9	1934.....	1,513	52	1,436	25
1917.....	861		860	1	1926.....	1,904		1,889	15	1935.....	1,534	54	1,454	26
1918.....	950		949	1	1927.....	2,037		2,020	17	1936.....	1,554	55	1,473	26
1919.....	1,053		1,052	1	1928.....	2,151		2,139	12	1937.....	1,578	61	1,491	26
1920.....	1,081		1,080	1	1929.....	2,296		2,281	15	1938.....	1,583	59	1,501	23
1921.....	1,094		1,090	4	1930.....	2,431		2,418	13	1939.....	1,612	61	1,530	21

(B) HELD IN TRUST AND INVESTMENT FUNDS

1937.....	\$ 2,479	200	2,279	-----	1938 °.....	2,603	210	2,393	-----	1939 °.....	2,742	221	2,513	° 8
-----------	----------	-----	-------	-------	-------------	-------	-----	-------	-------	-------------	-------	-----	-------	-----

Footnotes at end of table.

TABLE 58.—Estimated amount of securities outstanding, interest on which is wholly or partially exempt from the Federal income tax, June 30, 1913 to 1939, by types of borrowers ¹—ContinuedE. NET OUTSTANDING ISSUES ¹⁰

[In millions of dollars]

June 30—	Grand total			U. S. Government			Federal Farm Loan System			Federal Home Loan System (partially exempt)	Reconstruction Finance Corporation (partially exempt)	Tennessee Valley Authority (wholly exempt)	Other Federal instrumentalities (partially exempt)	Territories and insular possessions (wholly exempt)	States, counties, cities, etc. (wholly exempt)
	Wholly and partially exempt	Wholly exempt	Partially exempt	Total	Wholly exempt	Partially exempt	Total	Wholly exempt	Partially exempt						
1913.....	4,910	4,910	-----	966	966	-----	-----	-----	-----	-----	-----	-----	-----	36	3,908
1914.....	5,283	5,283	-----	967	967	-----	-----	-----	-----	-----	-----	-----	-----	36	4,280
1915.....	5,682	5,682	-----	961	961	-----	-----	-----	-----	-----	-----	-----	-----	39	4,682
1916.....	6,034	6,034	-----	913	913	-----	-----	-----	-----	-----	-----	-----	-----	39	5,082
1917.....	8,120	8,120	-----	2,645	2,645	-----	-----	-----	-----	-----	-----	-----	-----	45	5,430
1918.....	17,471	8,118	9,353	11,678	2,325	9,353	54	54	-----	-----	-----	-----	-----	45	5,694
1919.....	30,967	8,939	22,028	24,794	2,766	22,028	137	137	-----	-----	-----	-----	-----	46	5,990
1920.....	30,462	10,029	20,433	23,513	3,080	20,433	235	235	-----	-----	-----	-----	-----	48	6,666
1921.....	30,840	10,615	20,225	23,130	2,905	20,225	267	267	-----	-----	-----	-----	-----	57	7,386
1922.....	30,966	11,501	19,465	21,734	2,269	19,465	591	591	-----	-----	-----	-----	-----	76	8,565
1923.....	31,664	12,443	19,221	21,494	2,273	19,221	960	960	-----	-----	-----	-----	-----	118	9,092
1924.....	31,424	13,537	17,887	20,165	2,278	17,887	1,128	1,128	-----	-----	-----	-----	-----	125	10,006
1925.....	31,928	14,748	17,180	19,342	2,162	17,180	1,384	1,384	-----	-----	-----	-----	-----	125	11,077
1926.....	31,810	15,588	16,222	18,373	2,151	16,222	1,528	1,528	-----	-----	-----	-----	-----	134	11,775
1927.....	31,694	16,692	15,002	17,153	2,151	15,002	1,685	1,685	-----	-----	-----	-----	-----	141	12,715
1928.....	31,733	17,623	14,110	16,262	2,152	14,110	1,762	1,762	-----	-----	-----	-----	-----	149	13,560
1929.....	31,927	18,542	13,385	15,539	2,154	13,385	1,762	1,762	-----	-----	-----	-----	-----	147	14,479
1930.....	31,842	20,722	11,120	14,359	3,239	11,120	1,765	1,765	-----	-----	-----	-----	-----	152	15,566
1931.....	34,261	22,778	11,483	15,416	3,933	11,483	1,779	1,779	-----	-----	-----	-----	-----	148	16,918
1932.....	36,499	25,086	11,413	16,758	5,345	11,413	1,674	1,674	-----	-----	-----	-----	-----	137	17,930
1933.....	39,251	27,945	11,306	19,458	8,152	11,306	1,588	1,588	-----	-----	-----	-----	-----	131	18,074
1934.....	43,128	28,852	14,276	22,742	9,623	13,119	2,055	1,870	185	737	235	-----	-----	125	17,234
1935.....	46,088	29,411	16,677	23,573	10,650	12,923	2,499	1,471	1,028	2,476	250	-----	-----	118	17,172
1936.....	51,563	31,240	20,323	28,395	12,405	15,990	2,624	1,399	1,225	2,856	252	-----	-----	119	17,317
1937 ¹¹	50,522	27,967	22,555	29,836	11,600	18,236	2,637	1,393	1,244	2,820	255	-----	-----	120	14,854
1938 ¹¹	50,116	25,063	25,053	29,325	8,898	20,427	2,571	1,304	1,267	2,825	299	-----	235	123	14,738
1939 ¹¹	53,347	23,820	29,527	31,499	7,304	24,195	2,501	1,238	1,263	2,849	814	-----	406	121	15,157

¹ See footnote 1 on p. 503.⁸ Data for earlier years not available.⁹ See footnote 2 on p. 508.¹⁰ Total outstanding issues less those held by U. S. Government, Federal trust funds and agencies, Federal Reserve banks, and in sinking funds of States, localities, Territories, and insular possessions. See also footnote 1 on p. 508.¹¹ After deduction of tax-exempt securities held in State and local trust and investment funds; data for earlier years not available.

MISCELLANEOUS

TABLE 59.—Principal of the funded and unfunded indebtedness of foreign governments to the United States, the accrued and unpaid interest thereon, and payments on account of principal and interest, as of Nov. 15, 1939

Country	Total indebt- edness (pay- ments on principal deducted)	Total pay- ments received	Funded indebtedness				Unfunded indebtedness			
			Indebtedness		Payments on account		Indebtedness		Payments on account ¹	
			Principal (net)	Accrued interest	Principal	Interest	Principal (net)	Accrued interest	Principal	Interest
Armenia.....	\$23, 803, 104. 11						\$11, 959, 917. 49	\$11, 843, 186. 62		
Belgium.....	453, 324, 480. 11	\$52, 191, 273. 24	\$400, 680, 000. 00	\$52, 644, 480. 11	\$17, 100, 000. 00	\$14, 490, 000. 00			\$2, 057, 630. 37	\$18, 543, 642. 87
Cuba.....		12, 286, 751. 58							10, 000, 000. 00	2, 286, 751. 58
Czechoslovakia.....	² 165, 762, 044. 80	20, 134, 092. 26	165, 241, 108. 90	520, 935. 90	19, 829, 914. 17					304, 178. 09
Estonia.....	³ 21, 029, 440. 02	1, 248, 432. 07	16, 466, 012. 87	4, 563, 427. 15		1, 246, 990. 19				1, 441. 88
Finland.....	8, 233, 157. 56	5, 656, 598. 77	8, 119, 331. 70	113, 825. 86	880, 668. 30	4, 466, 615. 20				309, 315. 27
France.....	4, 180, 628, 819. 88	486, 075, 891. 00	3, 863, 650, 000. 00	316, 978, 819. 88	161, 350, 000. 00	38, 650, 000. 00			64, 689, 588. 18	221, 386, 302. 82
Germany (Austrian in- debtedness) ⁴	⁵ 26, 011, 672. 09	862, 668. 00	25, 980, 480. 66	31, 191. 43	862, 668. 00					
Great Britain.....	5, 497, 069, 379. 48	2, 024, 848, 817. 09	4, 368, 000, 000. 00	1, 129, 069, 379. 48	232, 000, 000. 00	1, 232, 770, 518. 42			202, 181, 641. 56	357, 896, 657. 11
Greece.....	34, 523, 635. 29	4, 039, 888. 01	31, 516, 000. 00	3, 007, 635. 29	981, 000. 00	1, 896, 812. 00			2, 922. 67	1, 159, 153. 34
Hungary.....	³ 2, 388, 730. 08	507, 778. 96	1, 908, 560. 00	480, 170. 08	73, 995. 50	433, 030. 42				753. 04
Italy.....	2, 024, 150, 441. 19	100, 829, 880. 16	2, 004, 900, 000. 00	19, 250, 441. 19	37, 100, 000. 00	5, 766, 708. 26			364, 319. 28	57, 598, 852. 62
Latvia.....	³ 8, 668, 365. 93	761, 549. 07	6, 879, 464. 20	1, 788, 901. 73	9, 200. 00	621, 520. 12				130, 828. 95
Liberia.....		36, 471. 56							26, 000. 00	10, 471. 56
Lithuania.....	³ 7, 760, 608. 08	1, 237, 956. 58	6, 197, 682. 00	1, 562, 926. 08	234, 783. 00	1, 001, 626. 61				1, 546. 97
Nicaragua ⁶		168, 575. 84							141, 950. 36	26, 625. 48
Poland.....	³ 263, 166, 398. 70	22, 646, 297. 55	206, 057, 000. 00	57, 109, 398. 70	1, 287, 297. 37	19, 310, 775. 90				2, 048, 224. 28
Rumania.....	² 63, 999, 476. 67	4, 791, 007. 22	63, 860, 560. 43	138, 916. 24	2, 700, 000. 00	29, 061. 46			1, 798, 632. 02	263, 313. 74
Russia.....	394, 992, 092. 46	⁷ 8, 750, 311. 88					192, 601, 297. 37	202, 390, 795. 09		⁷ 8, 750, 311. 88
Yugoslavia.....	61, 779, 062. 52	2, 588, 771. 69	61, 625, 000. 00	154, 062. 52	1, 225, 000. 00				727, 712. 55	636, 059. 14
Total.....	13, 237, 290, 908. 97	2, 749, 663, 012. 53	11, 231, 081, 200. 76	⁸ 1, 587, 414, 511. 64	475, 634, 345. 26	1, 320, 683, 658. 58	204, 561, 214. 86	214, 233, 981. 71	281, 990, 396. 99	671, 354, 430. 62

¹ Payments of governments which have funded were made prior to the date of the funding agreements.

² Differences between principal of funded indebtedness and amounts here stated represent deferred payments provided for in the funding agreements, for which bonds of the respective debtor governments have been or will be delivered to the Treasury.

³ Increase over amount funded due to exercise of options with respect to the payment of interest due on original issue of bonds of debtor governments.

⁴ The German Government has been notified that the Government of the United States will look to the German Government for the discharge of this indebtedness of the Government of Austria to the Government of the United States.

⁵ Includes additional bonds aggregating \$3,489,482.75 received July 23, 1937, in exchange for bonds aggregating \$1,207,742 and annuities aggregating \$69,534.46, payable on Jan. 1, 1933, 1934, and 1935, but postponed as provided by agreements of May 8, 1930, and Sept. 14, 1932.

⁶ The United States held obligations in the principal amount of \$289,898.78, which, together with accrued interest thereon, were canceled on October 6, 1939, pursuant to agreement of Apr. 14, 1938, between the United States and the Republic of Nicaragua, ratified by the United States Senate on June 13, 1938.

⁷ Represents proceeds of liquidation of financial affairs of the Russian Government in this country. (Copies of letter dated May 23, 1922, from the Secretary of State and of reply of the Secretary of the Treasury dated June 2, 1922, in regard to loans to the Russian Government and liquidation of affairs of the latter in this country appear in the Annual Report of the Secretary of the Treasury for 1922, as exhibit 79, p. 283, and in the combined annual reports of the World War Foreign Debt Commission, as exhibit 2, p. 84.)

⁸ Includes balances of amounts postponed under provisions of joint resolution of Dec. 23, 1931. (For amounts postponed, see p. 35 of Annual Report of the Secretary of the Treasury for 1932.)

TABLE 60.—*Net expenditures for Federal aid to States, individuals, etc. (exclusive of funds allocated for recovery and relief), fiscal years 1920, 1938, and 1939, and amounts appropriated for 1940, by appropriations*

[1920 on basis of warrants issued, 1938 and 1939 on basis of checks issued]

Appropriation titles	1920	1938	1939	1940 ¹
I. APPROPRIATIONS FROM WHICH DIRECT PAYMENTS ARE MADE TO STATES, INDIVIDUALS, ETC., UNDER COOPERATIVE ARRANGEMENTS				
INDEPENDENT ESTABLISHMENTS				
<i>Federal Power Commission</i>				
Payments to States under Federal Power Act (U. S. C., supp. III, title 16, sec. 810)		\$15,387.61	\$16,755.52	² \$19,500.00
<i>Federal Security Agency</i>				
Colleges for agriculture and mechanic arts (U. S. C., title 7, secs. 321, 322; supp. III, sec. 343d)	(3)	(3)	(3)	2,550,000.00
Further endowment of colleges of agriculture and the mechanic arts (U. S. C., title 7, secs. 321, 322; supp. III, sec. 343d; annual appropriation provided for 1939, act May 9, 1938, 52 Stat. 336)		(3)	(3)	2,480,000.00
Cooperative vocational education in agriculture	(3)	(3)	(3)	} 20,385,000.00
Cooperative vocational education in trades and industries	(3)	(3)	(3)	
Cooperative vocational education, teachers, etc.	(3)	(3)	(3)	
Cooperative vocational education in home economics		(3)	(3)	52,068.00
Cooperative vocational education in distributive occupations		(3)	(3)	(3)
Cooperative vocational rehabilitation of persons disabled in industry (U. S. C., title 29, secs. 31-45a; supp. III, title 29, sec. 45b)		(3)	(3)	1,845,000.00
Civilian Conservation Corps (53 Stat. 529, 1253, and 1303; 350 Stat. 319)				295,000,000.00
Grants to States for public health work, Social Security Act, Aug. 14, 1935 (U. S. C., supp. III, title 42, secs. 801-803)		(6)	(6)	9,500,000.00
To promote the education of the blind (American Printing House for the Blind) (U. S. C., title 20, secs. 101, 102)	(6)	(6)	(6)	115,000.00
Grants to States under Social Security Act, Aug. 14, 1935 (U. S. C., supp. III, title 42, secs. 701-705; 711-715, 721)		(7)	(7)	45,000,000.00
Payment to States, United States Employment Service (U. S. C., title 29, secs. 49-491; supp. III, title 29, sec. 49d)	(7)	(7)	(7)	³ 3,480,000.00
Grants to States under Social Security Act (U. S. C., supp. III, title 42, sec. 301-306)		¹¹ 258,275,313.97	¹¹ 305,710,568.64	¹¹ 358,500,000.00
		258,275,313.97	305,710,568.64	739,407,068.00
<i>Federal Works Agency</i>				
Cooperative construction of rural post roads (U. S. C., title 23, secs. 21, 54) (see also items of similar type under class II)		(9)	(9)	(10)
Federal-aid highway system (U. S. C., title 23, secs. 1-24, 41; supp. III, title 23, secs. 21a, 23a, 41a)	(9)	(9)	(9)	125,000,000.00
Federal-aid secondary or feeder roads (act June 16, 1936, 49 Stat. 1521, sec. 7)		(9)	(9)	25,000,000.00
Elimination of grade crossings (act June 16, 1936, 49 Stat. 1521, sec. 8)		(9)	(9)	40,000,000.00
Public-lands highways (act June 16, 1936, 49 Stat. 1520, sec. 3)		(9)	(9)	1,000,000.00
				191,000,000.00

Footnotes at end of table.

TABLE 60.—*Net expenditures for Federal aid to States, individuals, etc. (exclusive of funds allocated for recovery and relief), fiscal years 1920, 1938, and 1939, and amounts appropriated for 1940, by appropriations—Continued*

Appropriation titles	1920	1938	1939	1940 ¹
I. APPROPRIATIONS FROM WHICH DIRECT PAYMENTS ARE MADE TO STATES, INDIVIDUALS, ETC., UNDER COOPERATIVE ARRANGEMENTS—CON.				
INDEPENDENT ESTABLISHMENTS—CON.				
<i>Interdepartmental Social Hygiene Board</i>				
Payments for prevention and research, venereal diseases (41 Stat. 888).....	\$1,759,262.72			
<i>Veterans' Administration</i>				
State and Territorial homes for disabled soldiers and sailors (U. S. C., title 24, sec. 134). (Annual appropriations under title "Salaries and expenses, Veterans' Administration").....	1,004,584.44	¹² \$649,883.46	¹² \$698,948.90	¹² \$1,149,301.32
DEPARTMENT OF AGRICULTURE				
Payments to States and Territories for agricultural experiment stations (U. S. C., title 7, secs. 301-306; 361-386; supp. III, title 7, secs. 369a, 427-427g).....	1,440,000.00	6,229,003.19	6,538,119.74	6,848,750.00
Cooperative agricultural extension work (U. S. C., title 7, secs. 301-308; 341-348; supp. III, secs. 343c-343e).....	4,471,593.71	17,251,746.46	17,821,502.99	18,479,583.00
Payments to States and Territories from the national forests fund (U. S. C., title 16, sec. 500).....	1,069,886.88	1,214,547.00	1,135,748.96	1,275,000.00
Payments to school funds, Arizona and New Mexico, national forests fund (act June 20, 1910, 36 Stat. 561, 573, secs. 6, 24).....	78,867.32	27,995.05	31,466.22	30,000.00
Payments to counties from receipts under Migratory Bird Conservation Act (U. S. C., supp. II, title 16, sec. 715c).....		7,904.04	15,087.60	(⁹)
Forest-fire cooperation (U. S. C., title 16, secs. 564-570).....		1,678,373.68	1,972,968.85	2,200,000.00
Cooperative distribution of forest planting stock (U. S. C., title 16, sec. 567).....		77,641.11	88,212.79	100,000.00
Cooperative construction of rural post roads (U. S. C., title 23, secs. 21, 54) (see also items of similar type under class II).....	20,305,622.75	3,498,142.40	¹² 984,080.74	(⁹)
Federal-aid highway system (U. S. C., title 23, secs. 1-24, 41; supp. III, title 23, secs. 21a, 23a, 41a).....		⁸ 131,227,179.24	122,635,017.96	(⁹)
Federal-aid secondary or feeder roads (act June 16, 1936, 49 Stat. 1521, sec. 7).....		3,198,981.36	16,433,576.39	(⁹)
Elimination of grade crossings (act June 16, 1936, 49 Stat. 1521, sec. 8).....		4,864,784.90	20,976,659.58	(⁹)
Public-lands highways (act June 16, 1936, 49 Stat. 1520, sec. 3).....		1,717,688.84	1,685,706.29	(⁹)
Conservation and use of agricultural land resources (act Feb. 29, 1936, 49 Stat. 1148).....		302,844,206.83	438,770,192.26	429,560,000.00
	27,365,970.66	473,838,194.10	629,088,340.37	458,493,333.00
DEPARTMENT OF THE INTERIOR				
Colleges for agriculture and mechanic arts (U. S. C., title 7, secs. 321, 322; supp. III, sec. 343d).....	2,500,000.00	2,550,000.00	2,550,000.00	(⁹)
Further endowment of colleges of agriculture and the mechanic arts (U. S. C., title 7, secs. 321, 322; supp. III, sec. 343d; annual appropriation provided for 1939, act May 9, 1938, 52 Stat. 336).....		1,980,000.00	2,480,000.00	(⁹)
Payments to States from receipts under Mineral Leasing Act (U. S. C., title 30, sec. 191).....		1,944,618.95	2,637,036.25	2,500,000.00
Payments to States under Grazing Act, June 28, 1934, public lands (U. S. C., title 43, sec. 315i).....		209,945.09	415,659.21	500,000.00

Footnotes at end of table.

TABLE 60.—*Net expenditures for Federal aid to States, individuals, etc. (exclusive of funds allocated for recovery and relief), fiscal years 1920, 1938, and 1939, and amounts appropriated for 1940, by appropriations—Continued*

Appropriation titles	1920	1938	1939	1940 ¹
I. APPROPRIATIONS FROM WHICH DIRECT PAYMENTS ARE MADE TO STATES, INDIVIDUALS, ETC., UNDER COOPERATIVE ARRANGEMENTS—CON.				
DEPARTMENT OF THE INTERIOR—CON.				
Payments to States under Grazing Act, June 28, 1934, Indian ceded lands (U. S. C., title 43, sec. 315).....		\$9,021.81	\$11,922.92	(2)
Payment to States of 5 percent of proceeds of public lands (receipt limitation) (U. S. C., title 31, sec. 711, par. 17; annual appropriation provided for 1939, act May 9, 1938, 52 Stat. 297).....		2,855.92	1,523.99	\$2,000.00
Revested Oregon and California Railroad and reconveyed Coos Bay wagon-road-grant lands, Oregon (reimbursable) (act Aug. 28, 1937, 50 Stat. 874; annual appropriation provided for 1938 and 1939, act May 9, 1938, 52 Stat. 297).....			104,689.43	150,000.00
Payment of proceeds of sales of Coos Bay wagon-road-grant lands and timber (receipt limitation) (act Feb. 26, 1919, 40 Stat. 1180; annual appropriation provided for 1939, act May 9, 1938, 52 Stat. 297).....		27,576.73	37,279.05	37,771.12
Payment to certain counties in Oregon in lieu of taxes on Oregon and California grant lands (receipt limitation) (act June 9, 1916, 39 Stat. 222, sec. 10, and various supplemental acts; additional annual appropriation provided for 1939, act June 25, 1938, 52 Stat. 1129).....		750,807.56	242,514.39	(14)
Payment to counties, Oregon and California grant lands (50%).....			153,992.01	375,000.00
Payment to counties in lieu of taxes on Oregon and California grant lands, 25 per centum fund. (25%) (act Aug. 28, 1937, 50 Stat. 875).....				
Payment to Oklahoma from royalties, oil and gas, south half of Red River (receipt limitation) (act June 12, 1926, 44 Stat. 740; annual appropriation provided for 1939, act May 9, 1938, 52 Stat. 297).....		7,441.52		(15) 9,115.71
Payment to States from potash deposits, royalties and rentals, act February 7, 1927, secs. 5 and 6 (U. S. C., title 30, secs. 149, 285, 286).....		30,579.91	44,597.12	37,500.00
Payments to counties from receipts under Migratory Bird Conservation Act (U. S. C., supp. IV, title 16, sec. 715s).....		(4)	(4)	² 15,000.00
	\$2,500,000.00	7,512,847.49	8,679,214.37	3,626,386.83
Office of Education, Vocational Education				
(U. S. C., title 20, secs. 11-30; title 29, secs. 31-35; supp. III, title 20, secs. 15h-15p.)				
Cooperative vocational education in agriculture.....	707,130.02	6,405,728.42	6,670,766.81	(3)
Cooperative vocational education in trades and industries.....	780,096.35	6,760,654.15	6,600,409.95	(3)
Cooperative vocational education, teachers, etc.....	619,556.42	1,885,025.24	1,876,821.22	(3)
Cooperative vocational education in home economics.....		3,638,973.32	3,760,859.16	(3)
Cooperative vocational education in distributive occupations.....		877,668.46	624,140.67	(3)

Footnotes at end of table.

TABLE 60.—*Net expenditures for Federal aid to States, individuals, etc. (exclusive of funds allocated for recovery and relief), fiscal years 1920, 1938, and 1939, and amounts appropriated for 1940, by appropriations—Continued*

Appropriation titles	1920	1938	1939	1940 ¹
I. APPROPRIATIONS FROM WHICH DIRECT PAYMENTS ARE MADE TO STATES, INDIVIDUALS, ETC., UNDER COOPERATIVE ARRANGEMENTS—CON.				
DEPARTMENT OF THE INTERIOR—CON.				
<i>Office of Education, Vocational Education—Continued</i>				
Cooperative vocational rehabilitation of persons disabled in industry (U. S. C., title 29, secs. 31-45a; supp. III, title 29, sec. 45b).....		\$1,652,293.89	\$1,777,858.69	(3)
	\$2,106,782.79	21,220,343.48	21,310,856.50	
	4,606,782.79	28,733,190.97	29,990,070.87	\$3,626,386.83
DEPARTMENT OF LABOR				
Grants to States under Social Security Act, Aug. 14, 1935 (U. S. C., supp. III, title 42, secs. 701-705; 711-715, 721).....		7,772,896.67	8,289,657.40	(7)
Payment to States, United States Employment Service (U. S. C., title 29, secs. 49-491; supp. III, title 29, sec. 49d).....		3,702,939.12	3,525,735.27	(7)
		11,475,835.79	11,815,392.67	
NAVY DEPARTMENT				
State marine schools, act Mar. 4, 1911 (U. S. C., title 34, sec. 1121).....	176,689.36	148,561.80	246,665.69	190,000.00
TREASURY DEPARTMENT				
Grants to States for public health work, Social Security Act, Aug. 14, 1935 (U. S. C., supp. III, title 42, secs. 801-803).....		8,908,714.63	7,985,119.61	(6)
To promote the education of the blind (American Printing House for the Blind) (U. S. C., title 20, secs. 101, 102).....	30,000.00	125,000.00	115,000.00	(6)
	30,000.00	9,033,714.63	8,100,119.61	
Total class I.....	35,033,289.97	782,170,082.33	985,666,862.27	1,393,885,589.15
II. APPROPRIATIONS FOR COOPERATIVE WORK WITH STATES ¹⁷				
DEPARTMENT OF AGRICULTURE				
Cooperative construction, etc., of roads and trails, national forests (act July 11, 1916, 39 Stat. 358).....	1,699,043.82			
Federal forest road construction (act Feb. 28, 1919, 40 Stat. 1201).....	2,550,513.26			
Forest roads and trails (U. S. C., title 23; sec. 23; supp. III, title 23, sec. 23a).....		12,545,410.11	13,016,146.35	10,000,000.00
Cooperative fire protection of forested watersheds of navigable streams (U. S. C., title 16, sec. 563).....	86,886.73			
Federal aid, wildlife restoration (act Sept. 2, 1937, 50 Stat. 917).....			122,483.24	(16)
	4,336,443.81	12,545,410.11	13,138,629.59	10,000,000.00
DEPARTMENT OF THE INTERIOR				
Federal aid, wildlife restoration (act Sept. 2, 1937, 50 Stat. 917).....			(18)	1,500,000.00

Footnotes at end of table.

TABLE 60.—*Net expenditures for Federal aid to States, individuals, etc. (exclusive of funds allocated for recovery and relief), fiscal years 1920, 1938, and 1939, and amounts appropriated for 1940, by appropriations—Continued*

Appropriation titles	1920	1938	1939	1940 ¹
II. APPROPRIATIONS FOR COOPERATIVE WORKS WITH STATES ¹⁷ —Con.				
WAR DEPARTMENT				
National Guard (U. S. C., title 32, secs. 21, 22).....	\$2,663,485.27	\$15,921,329.27	\$39,832,397.36	\$53,293,645.00
Total class II.....	6,999,929.08	28,466,739.38	52,971,026.95	64,793,645.00
Grand total.....	42,033,219.05	810,636,821.71	1,038,637,889.22	1,458,679,234.15
III. EMERGENCY APPROPRIATIONS FROM WHICH GRANTS ARE MADE TO STATES				
Expenditures by States under allotments from emergency appropriations are included or shown under columns 10, 19, 20, 21, 25, 26, and 27 of the following table, with accompanying explanatory footnotes.				

¹ In addition to the amounts appropriated for the service of the fiscal year 1940, as shown in this column there are under many of the titles unexpended balances of appropriations provided for previous fiscal years which are available for expenditure during 1940 to meet outstanding obligations incurred in such previous years.

² Indefinite (special account) appropriation based on certain receipts—estimated amount for 1940.

³ Transferred from the Department of the Interior to Federal Security Agency pursuant to the Reorganization Act of Apr. 3, 1939.

⁴ Transferred from the Department of Agriculture to the Department of the Interior pursuant to the Reorganization Act of Apr. 3, 1939.

⁵ Included in \$20,885,000.

⁶ Transferred from the Treasury Department to the Federal Security Agency, pursuant to the Reorganization Act of Apr. 3, 1939.

⁷ Transferred from the Labor Department to the Federal Security Agency, pursuant to the Reorganization Act of Apr. 3, 1939.

⁸ Unused balances of amounts appropriated for the fiscal year 1938 for establishing and maintaining public employment offices also available.

⁹ Transferred from the Department of Agriculture to the Federal Works Agency, pursuant to the Reorganization Act of Apr. 3, 1939.

¹⁰ Provided for under following item.

¹¹ Additional items pertaining to Social Security Act for fiscal years 1938-40 are shown under public health and employment service.

¹² Transferred from War Department to Veterans' Administration by Executive Order of July 21, 1931. Included in appropriation "Salaries and expenses, Veterans' Administration" beginning with the fiscal year 1934. The Veterans' Administration reports expenditures of \$698,948.90 during the fiscal year 1939 and an allocation of \$1,149,301.12 to cover estimated expenditures during the fiscal year 1940.

¹³ For additional expenditures for Federal-aid highways and related projects, from funds under Emergency Relief and National Industrial Recovery appropriations, see columns 5 and 19.

¹⁴ See following item for 1940 account.

¹⁵ Includes \$2,115.71 appropriated for the fiscal year 1939 by Third Deficiency Act, 1939, Aug. 9, 1939 (53 Stat. 1313).

¹⁶ Transferred from the Department of Agriculture to the Department of the Interior pursuant to the Reorganization Act of Apr. 3, 1939.

¹⁷ Only the more important appropriations are shown.

NOTE.—The expenditures shown in this table include in some cases administrative expenses. Data for the fiscal years 1921 to 1930 are shown in the annual report for 1930, pp. 617 to 622, and for the fiscal years 1931 to 1937, in corresponding tables in the annual reports for those years.

TABLE 61.—Expenditures made by the Government as direct payments to States, etc., under cooperative arrangements and expenditures within States which provided relief and other aid during the fiscal year 1939 ¹

[The records of the Treasury Department, except in the cases mentioned in notes at end of this statement, do not show the amounts disbursed or allotted to the several States and Territories under the respective appropriations shown in this statement, such matters being under the control of the department or establishment of the Government that administers the activities covered by the appropriations. The Department, however, for general information has compiled from its records so far as available, and in other cases from figures furnished by the departments and establishments concerned, the following statement, exhibiting by States and Territories the amounts paid to each under the appropriations for Federal aid to States shown under classes I and II in the preceding statement (table 60). Any discrepancies between this and the preceding table are due to unavoidable differences in the bases upon which these figures have been compiled. The amounts in this table, derived from the accounts of various departments and establishments, are not on the same accounting bases, and are consequently not strictly comparable]

DIRECT PAYMENTS TO STATES, ETC., UNDER COOPERATIVE ARRANGEMENTS

States, etc.	Under Department of Agriculture					Under Department of the Interior				
	Agricultural experiment stations	Agricultural extension work	Forest funds, etc. ²	Wildlife restora- tion	Highways ³	Colleges for agriculture and mechanic arts	Payments from receipts under Min- eral Leasing Act	Payments under certain special funds ⁴	Cooperative vocational education and rehabilitation	Office of Education ⁵
	(1)	(2)	(3)	(4)	(5)	(6)	(7)	(8)	(9)	(10)
Alabama.....	\$162,358.23	\$619,207.34	\$57,472.95	\$13,412.71	\$4,271,444.17	\$102,361.69	\$1,917.38	\$195.77	\$594,958.08	\$3,616.43
Alaska.....	25,554.06	21,418.00	15,732.99			50,000.00			74,589.18	
Arizona.....	100,869.74	117,007.52	113,172.62	18,611.66	1,958,167.99	75,326.74		26,429.58	94,827.48	
Arkansas.....	145,985.30	552,972.73	100,149.45	10,207.39	3,337,172.27	92,678.98			406,631.57	14,172.26
California.....	147,699.21	393,801.95	353,636.39	37,268.64	6,350,844.00	139,428.64	1,375,159.32	14,459.87	838,300.67	26,444.86
Colorado.....	109,627.09	211,339.38	125,295.56	22,438.53	2,524,997.00	82,666.96	56,504.55	18,690.17	192,040.32	1,331.17
Connecticut.....	107,973.33	129,734.24	13,628.71	2,499.22	620,599.09	89,651.26			222,355.99	4.80
Delaware.....	94,383.93	73,653.89	3,129.59	1,365.50	506,912.50	72,915.22			99,970.22	
District of Columbia.....									48,779.66	245,000.24
Florida.....	116,951.43	219,435.74	119,470.11	12,239.49	1,573,316.15	87,955.15		52.81	258,995.05	7.74
Georgia.....	166,582.56	701,088.29	81,131.24	13,015.19	2,530,223.66	105,568.93			643,587.47	16,770.74
Hawaii.....	63,038.10	122,336.76	2,036.57		584,673.84	74,504.47			112,793.91	
Idaho.....	102,003.74	154,230.01	162,326.74	17,840.74	1,727,324.21	75,442.42	991.64	38,288.07	126,702.76	6,497.25
Illinois.....	165,893.76	550,834.65	6,868.65	26,139.87	5,917,174.95	163,317.34			1,074,693.35	3,066.04
Indiana.....	144,852.28	436,740.53	10,843.64	33,209.74	3,802,392.00	109,604.53			508,449.89	3,193.75
Iowa.....	145,747.81	508,438.28	2,037.40	16,859.04	3,828,741.03	100,217.80			460,100.81	2,710.90
Kansas.....	135,794.59	384,900.20	1,521.90	16,909.67	3,001,528.66	93,003.25			328,015.53	
Kentucky.....	159,070.73	603,553.18	20,367.60	12,155.84	2,877,400.00	101,974.51			467,286.38	605.62
Louisiana.....	138,241.78	439,628.96	58,592.32	11,905.44	1,676,071.01	95,700.97			126,793.80	1,416.48
Maine.....	108,105.64	156,068.80	46,231.64	11,030.99	1,383,262.11	78,751.92	93,242.52	31.71	130,531.70	
Maryland.....	114,981.67	195,339.36	13,287.00	5,921.04	1,007,742.00	89,952.37			230,863.43	2,075.85
Massachusetts.....	105,909.43	137,235.65	28,220.00	5,834.26	1,373,953.29	121,969.69			541,607.01	10,408.35
Michigan.....	148,596.86	448,989.16	125,409.71	50,682.91	2,360,152.28	129,218.11		24.00	748,109.97	1,369.08
Minnesota.....	139,697.93	460,131.58	108,641.12	26,352.06	3,076,261.13	101,355.28		8.26	426,629.79	10,995.29

Footnotes at end of table.

TABLE 61.—Expenditures made by the Government as direct payments to States, etc., under cooperative arrangements and expenditures within States which provided relief and other aid during the fiscal year 1939 ¹—Continued

States, etc.	Under Department of Agriculture					Under Department of the Interior				
	Agricultural experiment stations	Agricultural extension work	Forest funds, etc. ²	Wildlife restora- tion	Highways ³	Colleges for agriculture and mechanic arts	Payments from receipts under Min- eral Leasing Act	Payments under certain special funds ⁴	Cooperative vocational education and rehabilitation	Office of Education ⁵
	(1)	(2)	(3)	(4)	(5)	(6)	(7)	(8)	(9)	(10)
Mississippi.....	\$153,569.98	\$651,140.29	\$60,166.05	\$13,774.61	\$2,887,678.74	\$94,578.64	\$8.25	\$13.01	\$460,179.31	\$1,267.77
Missouri.....	157,346.82	579,039.79	16,094.15	20,248.50	2,429,981.34	114,384.52			578,238.80	
Montana.....	103,565.27	173,799.74	\$5,655.71	26,672.39	899,225.79	76,574.53	46,269.15	11,935.65	122,414.28	
Nebraska.....	123,929.52	343,761.21	7,387.42	20,423.51	2,996,650.25	86,851.48		26.67	252,962.60	
Nevada.....	92,153.06	73,161.21	24,263.43	16,822.87	2,074,676.00	71,113.57	60.00	55,489.12	97,162.15	
New Hampshire.....	97,312.55	93,202.53	28,401.00	4,635.12	501,880.93	75,690.19			96,476.19	
New Jersey.....	116,710.11	171,132.86	37,357.39	9,419.60	1,287,285.54	119,422.57			541,432.21	9,949.64
New Mexico.....	102,040.88	142,486.20	48,718.51	19,609.56	2,384,372.71	75,176.86	305,686.06	125,136.79	119,686.93	3,956.75
New York.....	168,602.68	476,995.19	65,756.69	49,458.04	7,989,140.64	223,942.90			1,647,012.54	84,478.13
North Carolina.....	179,799.50	792,697.00	77,531.08	17,417.70	3,712,877.21	108,770.17			694,694.66	16,870.26
North Dakota.....	111,581.80	243,868.88	4,223.15	11,491.17	2,361,856.95	78,326.23	11,802.93	24.76	138,079.14	1,155.00
Ohio.....	171,387.92	580,120.65	10,001.21	39,017.41	4,025,130.59	151,284.28			939,172.82	10,906.84
Oklahoma.....	149,894.48	531,272.54	23,202.16	15,852.80	3,212,331.00	99,301.84		10.04	465,650.48	18,224.73
Oregon.....	107,653.83	186,961.05	258,121.00	19,250.23	1,943,796.07	81,664.12	125.09	209,498.70	184,214.16	4,887.72
Pennsylvania.....	207,853.33	617,770.48	50,161.99	46,025.99	5,800,789.65	187,784.41			1,421,111.73	1,516.88
Philippine Islands.....										
Puerto Rico.....	82,118.41	139,571.29	2,909.28		359,941.00	50,000.00			293,778.91	
Rhode Island.....	91,980.86	53,252.01	1,972.00	729.05	396,983.09	78,407.59			130,210.38	793.01
South Carolina.....	142,031.84	476,878.98	58,183.45	10,169.92	2,234,393.51	91,263.82			391,562.45	14,862.79
South Dakota.....	111,378.38	259,912.11	28,394.11	13,442.57	1,985,656.32	78,473.05	232.31	20.25	148,320.34	
Tennessee.....	155,435.90	607,436.19	39,766.87	10,685.40	3,307,433.80	101,998.57			517,120.27	7,305.67
Texas.....	220,694.16	1,138,696.81	52,661.81	46,238.74	10,479,427.12	241,232.00			1,118,215.82	24,790.43
Utah.....	99,190.72	121,037.50	33,737.48	15,866.34	2,038,498.74	76,210.60	61,533.65	89,993.46	124,982.76	1,682.40
Vermont.....	99,162.65	112,749.46	9,250.21	4,324.19	715,032.11	74,397.79			92,001.78	1,258.50
Virginia.....	152,251.49	513,017.26	40,338.39	14,727.78	3,619,871.86	99,617.47			499,447.84	322.00
Virgin Islands.....										
Washington.....	115,826.26	216,208.16	262,201.55	23,439.58	2,458,894.54	89,119.21		360.84	248,431.65	9,599.20
West Virginia.....	137,086.76	311,783.38	34,880.76	14,912.72	1,469,474.61	91,146.91			287,351.46	
Wisconsin.....	142,696.77	466,905.12	83,632.18	23,739.07	3,672,565.59	105,941.92		106.71	550,058.24	9,987.21
Wyoming.....	95,914.58	108,617.22	72,005.43	15,700.21	1,740,360.00	72,758.50	683,503.00	69,869.01	108,303.58	
Total.....	6,538,119.74	17,821,531.27	3,065,981.36	890,000.00	135,776,559.04	5,030,000.00	2,637,036.25	660,695.25	21,310,856.50	573,501.78

States, etc.	Under Department of Labor	Under Navy Department	Under independent offices			Under Treasury Department	Total direct payments
	U. S. Employment Service	State marine schools	Payments to States under Federal Water Power Act	State and Territorial homes for disabled soldiers and sailors	Payments to States under Social Security Act ⁶	To promote education of the blind—American Printing House for the Blind	
	(11)	(12)	(13)	(14)	(15)	(16)	(17)
Alabama.....	\$63,218.75		\$42.53		\$2,308,139.61	\$5,909.06	\$8,294,254.70
Alaska.....	7,445.00		289.51		304,500.35	77.46	499,606.55
Arizona.....	12,578.67		321.10		2,017,748.31	1,237.32	4,536,298.73
Arkansas.....	62,727.23		8.74		1,618,917.36	3,023.91	6,344,677.19
California.....	190,316.93	\$25,000.00	9,757.76	\$120,074.04	27,847,006.29	5,302.54	37,854,501.11
Colorado.....	47,328.94		502.72	11,508.17	7,214,387.27	1,508.77	10,620,187.60
Connecticut.....	45,850.03			43,493.10	3,824,931.79	1,858.00	5,102,579.56
Delaware.....	15,455.71				525,429.44		1,393,216.00
District of Columbia.....					1,267,899.77		1,561,679.67
Florida.....	91,808.93		.03		3,929,887.52	2,803.66	6,407,921.81
Georgia.....	93,929.63				3,313,954.18	3,201.73	7,669,053.62
Hawaii.....	13,008.76				532,866.90	596.43	1,505,845.74
Idaho.....	15,277.40		1,542.69	8,130.30	2,015,126.15	732.82	4,452,467.94
Illinois.....	364,405.94			72,955.23	15,678,932.91	8,218.68	24,032,301.37
Indiana.....	89,694.17			16,469.85	10,072,751.24	3,467.45	15,231,699.07
Iowa.....	85,513.15			21,084.09	7,899,822.79	4,971.82	13,077,294.92
Kansas.....	62,190.76			9,167.73	4,323,870.38	2,384.04	8,355,289.71
Kentucky.....	92,170.92				3,269,059.46	4,768.08	7,608,412.37
Louisiana.....	61,776.65				4,321,579.70	3,792.44	7,320,643.76
Maine.....	19,416.67				2,713,733.43		4,648,132.90
Maryland.....	38,833.33				4,280,857.94	4,273.69	5,984,127.68
Massachusetts.....	100,232.88	25,000.00		40,243.10	19,177,309.51	6,696.46	21,674,619.63
Michigan.....	172,125.00		16.89	19,153.60	13,690,320.45	7,532.67	18,401,700.69
Minnesota.....	65,551.03		11.19	36,727.64	11,253,732.86	4,827.69	15,710,922.85
Mississippi.....	47,263.52				1,575,940.81	2,617.10	5,948,198.05
Missouri.....	136,412.58		.28	6,396.57	10,860,514.92	2,898.97	14,901,557.24
Montana.....	83,019.02		376.50	4,565.37	2,208,285.66	660.75	3,843,019.81
Nebraska.....	56,534.67		12.57	14,236.03	4,091,628.77	1,544.12	7,995,953.78
Nevada.....	14,927.13		184.83		566,141.30		3,086,174.67
New Hampshire.....	14,562.50			4,525.03	1,104,915.10		2,021,601.14
New Jersey.....	167,725.86			20,453.97	6,862,100.30	1,555.24	9,650,231.35
New Mexico.....	18,965.86				839,236.55	2,341.27	3,881,728.87
New York.....	290,502.02	25,000.00		524.06	30,902,821.69	12,696.80	41,936,031.38
North Carolina.....	84,358.26		35.16		4,552,985.01	7,865.40	10,245,901.41
North Dakota.....	34,623.49			4,130.13	1,456,089.86	965.54	4,458,219.03

Footnotes at end of table.

TABLE 61.—Expenditures made by the Government as direct payments to States, etc., under cooperative arrangements and expenditures within States which provided relief and other aid during the fiscal year 1939 ¹—Continued

DIRECT PAYMENTS TO STATES, ETC., UNDER COOPERATIVE ARRANGEMENTS—continued

States, etc.	Under Department of Labor	Under Navy Department	Under independent offices			Under Treasury Department	Total direct payments
	U. S. Employment Service	State marine schools	Payments to States under Federal Water Power Act	State and Territorial homes for disabled soldiers and sailors	Payments to States under Social Security Act ⁶	To promote education of the blind—American Printing House for the Blind	
	(11)	(12)	(13)	(14)	(15)	(16)	(17)
Ohio	\$309,896.53			\$45,141.57	\$19,589,538.50	\$8,070.48	\$25,879,668.80
Oklahoma	74,823.42				9,465,063.95	4,283.46	14,059,910.90
Oregon	29,248.11		\$1,804.13		3,656,325.44	3,779.63	6,687,330.28
Pennsylvania	249,992.47	\$25,000.00	37.75	23,391.26	22,221,685.11	11,009.22	30,864,030.27
Philippine Islands						471.15	471.15
Puerto Rico			13.25			1,503.36	929,835.50
Rhode Island	19,046.72			7,770.83	1,808,739.55		2,589,885.09
South Carolina	40,889.99				2,340,929.23	2,819.15	5,803,985.13
South Dakota	32,233.83		26.84	10,933.90	2,531,783.05	1,100.92	5,201,907.98
Tennessee	64,348.12		1.88		4,083,835.44	5,038.18	8,900,406.29
Texas	180,937.05				11,843,922.11	11,095.43	25,257,911.51
Utah	11,854.29		779.35		2,756,367.28	805.90	5,432,539.87
Vermont	9,708.34			4,803.97	877,872.04		2,000,561.04
Virginia	58,512.13		23.41		1,954,665.99	4,040.65	6,956,836.27
Virgin Islands							
Washington	59,442.71		790.43	34,861.26	7,352,663.87	2,382.02	10,874,221.28
West Virginia	43,687.50		1.35		3,551,833.17	3,470.81	5,945,629.43
Wisconsin	81,429.46		2.11	12,319.91	8,797,055.65	4,798.73	13,951,238.67
Wyoming	19,771.16		172.52	451.65	729,739.69		3,717,166.55
Total	4,045,573.22	100,000.00	16,755.52	593,512.36	321,985,345.65	175,000.00	521,220,467.94

GRANTS TO AND EXPENDITURES WITHIN STATES, ETC., PROVIDING DIRECT RELIEF, WORK RELIEF, AND OTHER AID, EXCLUSIVE OF LOANS

States, etc.	[Under Department of Agriculture				Under Department of the Interior	Under War Department	Under independent offices					Total payments within States	Grand total	
	Highways		Farm Security Administration ¹	Agricultural adjustment program			Puerto Rico Reconstruction Administration ²	National Guard	Civilian Conservation Corps	Federal Emergency Administration of Public Works grants ⁷	National Youth Administration ⁸			Works Progress Administration ⁹
	Forest Service ¹	Bureau of Public Roads ¹												
Alabama	\$21,439.49	\$1,472,167.70	\$12,010,616.00	\$33,198,483.01		\$739,099.38	\$5,016,942.05	\$6,459,329.52	\$1,608,092.99	\$28,268,531.14	\$88,794,701.28	\$96,998,955.98		
Alaska	799,837.38			1,316.44			842,850.23	309,068.90	2,246.10		1,956,319.05	2,455,925.60		
Arizona	724,025.93	468,567.79	1,262,518.00	4,172,099.25		255,796.12	4,859,128.97	2,120,847.40	268,050.47	7,704,994.39	21,836,028.32	26,372,327.05		
Arkansas	298,219.85	1,033,874.12	10,428,869.00	28,971,142.48		869,506.36	6,892,759.24	2,226,828.32	1,602,739.30	24,298,873.00	76,622,811.67	82,967,488.86		
California	1,557,355.67	2,322,145.49	5,279,361.00	15,625,727.75		1,766,593.07	14,575,985.38	18,213,363.68	2,958,606.90	91,955,155.93	154,254,284.87	192,108,785.98		
Colorado	874,869.54	1,925,539.16	7,663,442.00	11,709,214.39		682,281.82	7,108,595.95	3,612,638.41	841,995.71	20,960,036.50	55,373,653.48	65,998,821.08		
Connecticut		227,535.75	233,055.00	565,808.24		1,012,588.19	1,868,809.01	8,922,072.79	851,883.72	23,988,623.44	37,670,376.14	42,772,955.70		
Delaware		423,821.07	58,216.00	707,502.50		266,173.19	934,264.60	735,536.71	77,992.82	2,320,703.79	5,524,210.68	6,917,426.68		
District of Columbia	79,132.36	126,451.96	3,854,646.00	6,548,007.22		432,855.11	560,614.82	2,345,535.40	347,569.74	17,449,885.83	31,744,698.44	33,306,378.11		
Florida	44,405.21	576,792.45	3,003,091.00	4,094,881.62		525,112.81	2,990,039.16	3,528,662.91	1,081,300.47	27,771,303.45	43,615,589.08	50,023,510.89		
Georgia	58,848.75	2,721,643.60	9,127,426.00	31,884,694.98		847,764.96	5,420,865.03	4,738,353.36	1,719,521.99	30,146,836.92	86,665,955.59	94,335,009.21		
Hawaii		260,887.86	187,936.00	13,033,735.00		257,127.02	787,920.78	1,503,395.57	42,150.01	2,191,592.67	18,264,744.91	19,770,590.65		
Idaho	1,649,490.40	538,478.09	2,688,292.00	6,512,493.31		336,655.28	9,113,634.86	1,495,145.99	473,771.55	7,075,012.27	29,882,973.75	34,335,441.69		
Illinois	29,020.14	2,550,729.71	4,359,181.00	20,804,363.08		2,139,294.42	9,530,451.98	22,502,031.21	4,355,539.00	177,837,448.48	244,108,059.02	268,140,360.39		
Indiana	798.23	1,360,390.00	4,154,116.00	12,551,546.84		1,128,823.30	5,297,249.46	11,777,835.36	1,711,799.31	66,263,231.29	104,245,789.78	119,477,488.85		
Iowa		937,369.69	4,370,326.00	30,081,647.16		790,542.78	5,650,717.10	5,765,911.91	931,711.28	21,737,346.23	70,265,572.15	83,342,867.07		
Kansas		1,207,365.17	5,313,023.00	24,537,192.66		628,628.11	2,429,424.33	4,706,981.73	1,429,120.89	21,455,124.47	61,706,860.36	70,062,150.07		
Kentucky	53,747.20	850,467.00	2,443,091.00	10,775,857.28		566,339.21	5,935,509.43	5,792,563.63	1,822,082.07	37,592,514.86	65,832,171.68	73,440,584.05		
Louisiana	21,803.12	1,181,393.34	5,260,408.00	22,548,943.66		372,130.16	5,194,937.25	9,453,670.21	1,734,155.63	26,782,798.19	72,550,239.56	79,870,883.32		
Maine	8,410.42	479,418.01	1,941,198.00	2,203,816.39		471,808.16	1,494,819.42	1,929,295.59	628,700.19	6,323,989.83	15,481,456.01	20,129,588.91		
Maryland		1,215,617.29	874,966.00	2,060,268.61		892,182.74	3,638,109.89	5,300,620.33	449,276.21	10,022,426.32	25,683,467.39	31,667,595.07		
Massachusetts		1,177,147.03	274,308.00	587,870.80		2,211,768.58	3,416,947.34	12,197,302.49	2,264,145.46	100,810,480.41	122,939,378.11	144,613,997.74		
Michigan	157,741.29	1,222,330.80	2,783,960.00	11,556,083.49		1,206,177.49	8,202,355.47	13,953,865.93	2,725,342.86	121,341,103.06	163,148,960.35	181,550,661.04		
Minnesota	147,603.01	500,858.36	3,999,157.00	17,536,519.05		1,112,646.04	8,222,257.29	6,953,577.91	1,828,120.92	52,228,044.31	92,928,793.89	108,639,716.74		
Mississippi	79,804.85	1,039,418.42	8,154,878.00	36,830,508.54		458,904.88	5,419,183.18	4,499,936.51	1,286,483.21	21,027,627.35	78,796,780.94	84,744,979.02		
Missouri	81,815.88	757,674.00	7,239,588.00	17,764,488.94		1,200,272.25	7,661,642.47	10,420,370.92	1,902,114.56	66,996,020.50	114,023,987.52	128,925,544.76		
Montana	1,125,127.82	802,927.63	6,231,174.00	8,660,170.01		291,457.98	5,518,131.70	2,260,948.80	561,000.80	15,322,195.45	40,773,134.19	44,616,154.00		

Footnotes at end of table.

TABLE 61.—Expenditures made by the Government as direct payments to States, etc., under cooperative arrangements and expenditures within States which provided relief and other aid during the fiscal year 1939¹—Continued

GRANTS TO AND EXPENDITURES WITHIN STATES, ETC., PROVIDING DIRECT RELIEF, WORK RELIEF, AND OTHER AID, EXCLUSIVE OF LOANS—continued

States, etc.	Under Department of Agriculture				Under Department of the Interior	Under War Department	Under independent offices					Total payments within States	Grand total
	Highways		Farm Security Administration ⁷	Agricultural adjustment program	Puerto Rico Reconstruction Administration ⁸	National Guard	Civilian Conservation Corps	Federal Emergency Administration of Public Works grants ⁷	National Youth Administration ⁸	Works Progress Administration ⁹			
	Forest Service ⁷	Bureau of Public Roads ⁷											
	(18)	(19)									(20)		
Nebraska.....	\$8,237.13	\$989,720.31	\$6,750,620.00	\$13,316,740.94	-----	\$205,485.75	\$2,803,074.11	\$6,270,590.84	\$584,006.50	\$20,349,193.25	\$56,547,678.83	\$64,543,632.61	
Nevada.....	261,932.66	811,096.59	195,787.00	167,288.20	-----	82,075.41	3,463,198.02	295,478.97	50,333.47	1,744,357.71	7,071,548.03	10,157,722.70	
New Hampshire.....	56,561.74	292,389.43	325,673.00	414,262.33	-----	326,543.60	1,681,844.47	2,013,223.42	329,029.17	7,020,575.78	12,460,098.94	14,481,700.08	
New Jersey.....	-----	735,872.34	623,426.00	1,233,097.30	-----	1,422,579.14	4,111,288.80	10,955,124.40	2,379,238.68	80,707,853.66	101,269,510.32	110,919,741.67	
New Mexico.....	575,171.29	372,589.86	1,113,893.00	2,773,807.29	-----	255,480.48	7,101,027.63	1,301,668.94	582,075.79	8,285,335.62	22,361,039.98	26,242,768.85	
New York.....	-----	3,133,563.44	1,762,682.00	3,698,489.87	-----	3,820,309.21	10,091,066.80	55,571,914.90	7,617,256.87	234,221,592.40	319,921,875.49	361,858,806.87	
North Carolina.....	159,278.46	2,180,498.45	5,933,361.00	21,985,154.74	-----	657,880.70	7,474,877.43	8,823,737.27	1,609,473.84	22,751,727.91	71,555,989.80	81,801,891.21	
North Dakota.....	-----	1,373,345.03	9,337,959.00	17,105,663.55	-----	230,752.77	1,303,194.69	1,199,828.32	786,158.18	9,633,764.62	40,980,666.06	45,438,885.09	
Ohio.....	135.20	2,030,460.66	4,576,558.00	12,232,757.71	-----	1,989,017.22	5,979,793.00	23,887,584.23	3,453,235.85	201,223,087.55	255,352,634.42	281,232,303.22	
Oklahoma.....	6,140.99	795,691.01	7,000,373.00	28,402,634.93	-----	1,009,345.07	6,561,996.50	5,516,827.27	2,261,976.04	35,232,412.09	86,787,396.93	100,847,307.83	
Oregon.....	1,668,613.73	696,313.92	2,277,425.00	4,409,350.33	-----	680,668.81	10,464,716.58	3,141,432.27	495,234.67	13,658,109.19	37,491,864.50	44,179,194.78	
Pennsylvania.....	64,300.62	2,948,445.92	1,705,349.00	4,394,489.86	-----	2,688,772.75	9,573,339.01	26,903,286.85	5,299,193.74	201,909,632.29	258,486,810.04	289,350,840.31	
Philippine Islands.....	-----	-----	-----	29,442.26	-----	-----	-----	-----	-----	-----	29,442.26	29,913.41	
Puerto Rico.....	2,850.57	76,068.00	140,309.00	11,313,378.41	\$10,541,255.68	227,896.36	1,044,838.69	2,274,789.56	46,945.25	25,668,329.52	26,598,175.02	26,598,175.02	
Rhode Island.....	-----	323,100.82	77,892.00	59,007.90	-----	370,363.90	747,579.87	3,416,467.75	454,324.29	13,945,896.47	19,394,633.00	21,984,518.09	
South Carolina.....	67,677.11	1,006,253.02	4,990,591.00	21,102,543.44	-----	534,491.77	5,694,164.75	10,939,131.01	1,035,992.59	21,869,248.17	67,290,092.86	73,094,077.99	
South Dakota.....	131,733.58	872,275.60	9,437,237.00	15,053,536.00	-----	273,806.60	3,910,991.14	553,178.36	813,426.61	10,245,372.41	40,751,657.30	45,953,565.28	
Tennessee.....	62,903.76	617,594.02	2,357,033.00	18,531,234.95	-----	690,513.71	6,914,082.60	6,498,571.50	1,576,232.53	23,325,967.19	59,074,233.26	67,974,639.55	
Texas.....	72,219.32	3,037,015.55	11,420,793.00	95,651,700.76	-----	1,893,330.33	10,913,769.08	13,878,189.51	3,345,933.28	52,235,561.01	192,488,546.82	217,746,458.33	
Utah.....	475,993.85	379,015.03	1,337,493.00	3,501,937.02	-----	390,481.27	5,608,148.22	1,572,335.70	510,014.00	8,628,436.55	22,371,909.67	27,804,449.34	
Vermont.....	28,712.41	171,707.61	297,073.00	1,021,203.49	-----	227,852.53	3,363,128.32	1,031,890.36	134,860.80	4,500,730.72	10,827,159.24	12,827,720.28	

Virginia.....	157,761.82	1,281,435.51	1,805,052.00	6,162,155.72	757,169.91	10,389,094.20	7,400,564.58	1,236,804.63	14,381,487.49	43,571,525.86	50,528,362.13
Virgin Islands.....			22,288.00			242,134.34	16,818.00			281,240.34	281,240.34
Washington.....	903,784.96	956,629.57	2,210,545.00	5,090,635.00	862,527.52	7,467,389.43	9,853,107.89	930,552.90	\$5,240,124.77	63,545,297.04	74,419,518.32
West Virginia.....	130,884.92	1,220,597.84	3,236,591.00	1,945,992.28	306,278.94	4,671,883.62	3,349,422.81	1,537,732.71	28,662,335.51	44,961,719.63	50,907,349.06
Wisconsin.....	152,846.44	1,331,661.24	5,005,061.00	11,127,702.79	1,020,575.35	8,616,089.21	9,025,098.67	2,033,402.57	59,045,750.38	97,358,187.65	111,309,426.32
Wyoming.....	616,347.80	334,531.22	3,535,334.00	3,498,020.76	214,502.06	5,045,533.40	653,855.30	157,848.94	2,960,643.97	17,016,617.45	20,733,784.00
Total.....	13,420,589.88	55,795,872.54	201,203,495.00	682,651,740.53	10,541,255.68	42,520,734.57	283,226,155.30	390,455,865.14	75,146,908.06	2,144,651,096.75	3,899,613,713.45
											4,420,834,181.39

¹ Amounts shown in the numbered columns are based upon figures furnished by departments and agencies of the Government as follows: 1-5 and 18-21, Department of Agriculture; 6, 7, 8, and 9, Department of the Interior; 12 and 13, Treasury Department (based upon warrants issued); 10, 15, 22, 25 (in part), 26 and 27, Treasury Department (based upon checks issued); 11, Department of Labor; 16, American Printing House for the Blind; 14, Veterans' Administration; 23, National Guard Bureau, War Department; 24, Civilian Conservation Corps; 25 (in part), Federal Emergency Administration of Public Works.

² Column 3 includes \$1,135,748.97 payments from the national forests fund; \$31,468.22 payments to school funds, national forest fund; \$15,087.60 payments from receipts under Migratory Bird Conservation Act; \$1,793,317.99 forest fire cooperation; and \$90,360.58 cooperative distribution of forest planting stock.

³ Column 5 includes \$96,417.34 cooperative construction of rural post roads (regular); \$117,623,331.60 Federal-aid highway system (regular); \$16,142,638.15 Federal-aid secondary or feeder roads (regular).

⁴ Column 8 includes \$1,523.99, 5 percent funds to States (lands); \$430,582.13 payment to States from receipts under Grazing Act of June 28, 1934, public lands; \$44,597.12 potash deposits, royalties and rentals; \$50,000 proceeds of sales of Coos Bay wagon road grant lands and timber; \$110,291.04 payments to counties, Oregon and California grant lands (special fund); \$43,700.97 payments to counties in lieu of taxes on Oregon and California grant lands, 25% fund (special fund).

⁵ Columns 10, 22, 26, and 27 represent expenditures from allocations under the Emergency Relief Act of 1935 and supplemental acts. Column 19 represents expenditures under the same acts of \$30,133,943.10.

⁶ Column 15 includes \$305,710,568.64, Social Security Board; \$8,289,657.40, Department of Labor; \$7,985,345.65, Treasury Department, Public Health Service.

⁷ Columns 20 and 25 represent expenditures under the several relief acts. Columns 18 and 19 include allocations under the National Industrial Recovery Act of \$3,282.30 and \$1,894,723.77, respectively.

NOTE.—This statement does not include appropriations made by Congress for direct relief or loans to States on account of floods, hurricanes, fires, drought, etc.

PERSONNEL

TABLE 62.—Number of employees in the departmental service of the Treasury in Washington, by months, from June 30, 1938, to June 30, 1939¹

Bureau, office, or division	June	July	August	September	October	November	December
Accounts and Deposits:							
Office of Commissioner.....	132	148	148	149	146	146	146
Disbursement.....	620	614	617	609	611	611	616
Appointments.....	22	22	21	21	22	22	22
Budget.....	40	41	41	47	51	52	53
Chief Clerk ²	427	79	81	82	89	88	88
Coast Guard.....	216	271	270	260	275	278	280
Comptroller of Currency.....	134	131	122	122	123	122	123
Customs.....	184	190	192	192	192	191	192
Engraving and Printing.....	5,465	5,621	5,350	5,937	5,920	5,922	5,948
Federal Alcohol Administration.....	169	170	166	165	167	165	164
Internal Revenue.....	5,189	5,152	5,121	5,083	5,080	5,061	5,047
Mint.....	47	47	46	47	46	44	43
Narcotics.....	82	89	89	89	89	89	89
Printing.....	39	35	36	36	36	36	36
Procurement:							
Public Buildings Branch.....	1,441	1,593	1,645	1,641	1,663	1,688	1,677
Branch of Supply.....	642	641	635	653	633	633	651
Public Debt:							
Office of Commissioner.....	29	34	34	34	34	34	34
Accounts and Audit.....	153	153	151	151	151	151	152
Bond roll.....	31	39	39	38	38	39	40
Loans and Currency.....	1,436	1,387	1,373	1,376	1,372	1,358	1,332
Miscellaneous.....	28	28	28	28	28	28	28
Register of Treasury.....	373	372	368	369	367	362	375
Public Health.....	363	371	370	371	368	369	371
Secret Service.....	22	22	22	21	21	21	21
Guard Force ²		228	228	226	231	233	245
Secretary:							
Office of Secretary.....	64	70	60	59	59	59	60
General Counsel.....	50	47	48	44	46	43	43
Research and Statistics.....	53	65	65	66	64	64	65
Savings Bonds.....	218	216	209	206	200	194	194
Superintendent of Treasury Buildings ²		286	284	281	270	271	270
Treasurer of United States.....	967	957	974	997	992	990	987
Emergency relief.....	2,385	2,259	2,303	2,273	2,265	2,254	2,275
Total.....	21,021	21,348	21,636	21,682	21,649	21,618	21,667

Bureau, office, or division	January	February	March	April	May	June	Increase or decrease (—)
Accounts and Deposits:							
Office of Commissioner.....	145	145	144	141	140	140	8
Disbursement.....	629	623	626	629	626	627	7
Appointments.....	22	22	22	21	22	25	3
Budget.....	51	52	54	58	62	65	25
Chief Clerk ²	87	86	85	86	87	86	—341
Coast Guard.....	284	283	281	279	293	279	63
Comptroller of Currency.....	123	122	121	122	120	120	—14
Customs.....	192	192	188	189	185	187	3
Engraving and Printing.....	5,968	5,951	5,991	6,008	5,971	5,802	337
Federal Alcohol Administration.....	166	166	165	145	143	138	—31
Internal Revenue.....	4,980	4,964	4,940	4,932	4,847	4,792	—397
Mint.....	43	43	44	44	45	44	—3
Narcotics.....	89	88	88	87	87	87	5
Printing.....	35	35	35	33	33	34	—5
Procurement:							
Public Buildings Branch.....	1,687	1,671	1,666	1,672	1,659	1,643	202
Branch of Supply.....	650	643	639	613	606	635	—7
Public Debt:							
Office of Commissioner.....	34	34	34	34	33	33	4
Accounts and Audit.....	152	151	150	152	151	152	—1
Bond roll.....	42	41	42	43	45	42	11
Loans and Currency.....	1,325	1,329	1,328	1,319	1,302	1,375	—61
Miscellaneous.....	28	28	28	28	28	28	—
Register of Treasury.....	373	373	370	369	370	367	—6
Public Health.....	347	342	343	341	345	355	—8
Secret Service.....	21	21	20	19	19	23	1
Guard Force ²	246	242	241	238	238	232	232

Footnotes at end of table.

TABLE 62.—Number of employees in the departmental service of the Treasury in Washington, by months, from June 30, 1938, to June 30, 1939¹—Continued

Bureau, office, or division	January	February	March	April	May	June	Increase or decrease (—)
Secretary:							
Office of Secretary.....	61	61	62	62	64	63	—1
General Counsel.....	42	42	42	40	44	44	—6
Research and Statistics.....	65	66	66	67	78	82	29
Savings Bonds.....	194	192	191	188	188	187	—31
Superintendent of Treasury Buildings ²	269	286	284	291	275	271	271
Treasurer of United States.....	998	1,003	1,002	992	990	965	—2
Emergency relief.....	2,277	2,267	2,256	2,171	2,194	2,307	—78
Total.....	21,616	21,565	21,548	21,413	21,280	21,230	209

¹ The figures in this table show the actual number of names appearing on pay rolls for the period covering the last half of each month.

² Guard Force and Superintendent were included as part of the Office of the Chief Clerk prior to July 1, 1938.

³ Emergency banking employees were made permanent on July 1, 1938, and are included in the various bureaus to which they were assigned.

TABLE 63.—Number of employees in the departmental and field services of the Treasury on June 30, 1938, and June 30, 1939¹

Bureau, office, or division	June 30, 1938			June 30, 1939			Increase or decrease (—)		
	Departmental	Field	Total	Departmental	Field	Total	Departmental	Field	Total
Coast Guard.....	216	10,334	10,550	279	10,662	10,941	63	328	391
Customs.....	184	8,747	8,931	187	8,810	8,997	3	63	66
Disbursement.....	620	353	973	627	347	974	7	—6	1
Federal Alcohol Administration.....	169	—	169	138	22	160	—31	22	—9
Internal Revenue.....	5,189	19,226	24,415	4,792	19,381	24,173	—397	155	—242
Mint.....	47	996	1,043	44	1,031	1,075	—3	35	32
Narcotics.....	82	230	312	87	273	360	5	43	48
Procurement:									
Public Buildings Branch.....	1,441	1,733	3,174	1,643	1,713	3,356	202	—20	182
Branch of Supply.....	642	4	646	635	4	639	—7	—	—7
Public Debt.....	2,050	19	2,069	1,997	19	2,016	—53	—	—53
Public Health.....	363	6,115	6,478	355	6,789	7,144	—8	674	666
Secret Service.....	22	280	302	23	282	305	1	2	3
All others.....	7,611	—	7,611	8,116	—	8,116	505	—	505
Emergency relief.....	2,385	7,777	10,162	2,307	6,565	8,872	—78	—1,212	—1,290
Total.....	21,021	55,814	76,835	21,230	55,898	77,128	209	84	293

¹ The figures in this table show the actual number of names appearing on pay rolls for the period covering the last half of the month.

TABLE 64.—*Number of persons retired, departmental and field services of the Treasury, August 20, 1920, to June 30, 1939, and number of persons eligible for retirement but retained, as of June 30, 1939*

Bureau, office, or division	Retired					Re- tained as of June 30, 1939
	On account of age	On account of dis- ability	Involuntary separation, 15 years' service	Involuntary separation, 30 years' service	Total	
DEPARTMENTAL						
Accounts and Deposits	1	1	1	1	4	
Appointments	2	3	2		7	
Auditors	86	11	1		98	
Bookkeeping and Warrants	10	7		2	19	3
Chief Clerk	130	47	1		178	
Coast Guard	9	15		3	27	1
Comptroller of the Currency	53	27	1	19	100	
Customs	11	5		3	19	
Disbursement	17	21		1	39	
Engraving and Printing	908	599	22	1	1,530	3
Internal Revenue	143	206	9	14	372	1
Mint	2	1		2	5	
Narcotics	2	2		1	5	
Printing	9	11			20	
Procurement	70	59	2	19	150	2
Prohibition	5				5	
Public Debt:						
Office of Commissioner	9	9			18	
Public Debt Accounts and Audit	6	11			17	
Loans and Currency	90	187	4		281	
Register of the Treasury	54	90	1	1	146	
Public Health	10	12	7		29	
Public Moneys	3	1			4	
Savings Bonds		1			1	
Secret Service	14	6			20	
Secretary		3		3	6	
Superintendent of Treasury Buildings	17	20			37	
Treasurer	137	243	1	66	447	1
War Risk Insurance	14	1			15	
Total, departmental	1,812	1,599	52	136	3,599	11
FIELD						
Coast Guard	32	17	2	1	52	
Customs	1,778	604	6	146	2,534	2
Disbursement		2			2	
Internal Revenue	559	239	157	70	1,025	1
Mint and Assay	342	69	6	2	419	
Narcotics	5	13			18	
Procurement	779	284	6	4	1,073	
Prohibition	16	6	5		27	
Public Health	134	159	14	6	313	
Subtreasury	24	3	32		59	
Total, field	3,669	1,396	228	229	5,522	3
Grand total	5,481	2,995	280	365	9,121	14

INDEX

[NOTE.—The year, except where otherwise indicated, refers to the fiscal year ended June 30]

A

Accounts and Deposits, Office of Commissioner of:	Page
Administrative expenses, emergency relief, by States	368
Administrative report	59
Bookkeeping and Warrants, Division of	102
Deposits, Division of	99
Disbursement, Division of:	
Administrative report	103
Expenditures by States	368
Expenditures 1939 (checks issued)	332
Surety Bonds, Section of	102
Accounts through which Treasury operations are effected, description of ..	312
Acts of 76th Congress:	
Public Nos.:	
32, April 12, 1939, relating to the taxation of compensation of officers and employees	283
117, June 7, 1939, portions relative to acquisition of stocks of strategic and critical materials	304
162, June 30, 1939, extending period during which direct obligations of United States may be used as collateral security for Federal Reserve notes	283
Public Resolution No. 20, June 7, 1939, providing that Reorganization Plans Nos. I and II shall take effect July 1, 1939	307
Adjusted service bonds. (See Public debt.)	
Adjusted service certificate fund	82, 319, 324, 342, 343, 419, 420
Adjusted service certificates, loans outstanding from Government life insurance fund	88
Administration for Industrial Recovery	341
Administrative and staff officers of the Treasury Department, Nov. 15, 1939	xiv
Admissions tax	2, 373, 376, 405
Advertising:	
Printing, Division of, expenditures	183
Savings Bonds, Division of	218
Agencies, governmental. (See Contingent liabilities of United States, Securities guaranteed; Corporations and agencies, governmental; also titles of certain specific agencies.)	
Agricultural Adjustment program, expenditures:	
1934-39	367
1938 and 1939 (daily statement unrevised)	5
1939 by months, and 1938 and 1939 by years (daily statement unrevised)	339
1939 by States	523
1939 in detail (checks issued)	327
1939 and estimates for 1940 and 1941	416
Agricultural adjustment taxes, claims allowed and refunds and repayments	144
Ainsworth Library fund, Walter Reed General Hospital	96
Airplanes and passengers entering United States, 1938 and 1939	125
Alaska Railroad retirement and disability fund	85, 318, 321, 325, 342, 343, 419, 420
Alcohol Tax Unit. (See Internal Revenue Bureau.)	
Alcoholic beverages. (See Liquor).	
Alien property trust fund	98

Appointments, Division of:	Page
Administrative report	104
Expenditures 1939 (checks issued)	332
Appropriations (<i>see also</i> Federal aid to States), Emergency Relief Ap- propriation Acts, 1935, 1936, 1937, and 1938, status	422
Armenia, obligations owned by United States:	
Principal June 30, 1939	491
Status Nov. 15, 1939	513
Assessments, receipts, classified:	
1939 in detail (warrants issued)	316
1939 and estimates for 1940 and 1941	409
Attorneys and agents, Committee on Enrollment and Disbarment of, ad- ministrative report	140
Austria (<i>see also</i> Foreign government obligations owned by United States), Tripartite Claims Commission awards	76
Automobiles entering United States, 1938 and 1939	124
Automobiles, trucks, tires, and inner tubes, taxes	2, 373, 404

B

Back taxes. (<i>See</i> Receipts.)	
Bankruptcy, receivership, and reorganization cases received and disposed of by Bureau of Internal Revenue	164
Banks for cooperatives	61, 492, 494, 501
Bases of tables, explanation of	311
Beer tax	2, 372, 375, 404
Belgium, obligations owned by United States. (<i>See</i> Foreign government obligations owned by United States.)	
Bonds of indebtedness, issues of capital stock, deeds of conveyance, etc., taxes	372, 376, 404
Boulder Canyon project. (<i>See</i> Colorado River Dam fund.)	
Brewer's wort, etc., tax	373
Budget and Improvement Committee, administrative report	105
Budget estimates. (<i>See</i> Expenditures; Receipts.)	
Buildings, public. (<i>See</i> Procurement Division.)	
Butter, adulterated, flour and cheese, taxes	373

C

Cameras and lenses tax	373
Canal Zone retirement and disability fund	83, 318, 321, 325, 342, 343, 419, 420
Capital stock sales or transfer tax	144, 145, 372, 376
Capital stock tax (<i>see also</i> Internal Revenue Bureau; Taxes)	2, 32, 152, 372, 375, 404
Carriers Taxing Act taxes (<i>see also</i> Internal Revenue Bureau):	
1936-39 (collections)	377
1938 and 1939 (collections)	2, 374
1939 by months, and 1936-39 by years (daily statement unrevised)	395
1939 by months, and 1938 and 1939 by years (daily statement unre- vised)	337
1939 (warrants issued)	314
1939 and estimates for 1940 and 1941	32, 405
Claims allowed and refunds and repayments	144
Discussion	159
Estimates for 1940 and 1941, discussion	36, 38
Central Bank for Cooperatives	492
Certificates of indebtedness. (<i>See</i> Public debt.)	
Checking accounts of governmental agencies, transactions, expenditures:	
1939 by months, and 1938 and 1939 by years (daily statement unre- vised)	343
1939 and estimates for 1940	420
Checks, drafts, or orders for payment of money, taxes	376
Chewing gum tax	373
China, Central Bank of, monetary cooperation with, extended	20, 283
Cigar taxes	372, 404
Cigarette papers and tubes taxes	372, 404
Cigarette taxes	372, 404

Circulars, Department, Nos.:	Page
530, Second Revision, Dec. 15, 1938, regulations governing United States savings bonds.....	252
588, July 11, 1938, Reconstruction Finance Corporation notes series N.....	264
591, Aug. 15, 1938, regulation governing disclosure of official information.....	305
593, Sept. 8, 1938, Treasury bonds of 1950-52.....	229
594, Sept. 8, 1938, Treasury notes series A-1943 (additional).....	231
595, Sept. 13, 1938, responsibility for legal work of Office of Comptroller of Currency transferred to General Counsel for Treasury Department.....	301
596, Dec. 15, 1938, United States savings bonds series D.....	248
597, Oct. 24, 1938, Reconstruction Finance Corporation notes series P.....	266
598, Dec. 5, 1938, Treasury bonds of 1960-65.....	233
599, Dec. 5, 1938, Treasury bonds of 1947.....	235
600, Dec. 5, 1938, Treasury notes series B-1943.....	236
601, Jan. 25, 1939, United States Housing Authority notes series B.....	269
602, Feb. 6, 1939, Reconstruction Finance Corporation notes series R.....	268
603, Mar. 6, 1939, Treasury bonds of 1960-65 (additional).....	239
604, Mar. 6, 1939, Treasury bonds of 1950-52 (additional).....	240
605, Mar. 6, 1939, Treasury notes series B-1943 (additional).....	240
606, Mar. 14, 1939, establishing Division of Tariff Administration in Customs Bureau.....	302
607, Mar. 24, 1939, partial redemption of mutual mortgage insurance fund debentures series B.....	279
609, May 8, 1939, Home Owners' Loan Corporation bonds series K-1940 and series L-1941.....	271
610, May 22, 1939, Home Owners' Loan Corporation bonds series M-1945-47.....	273
611, June 5, 1939, Treasury notes series A-1944.....	242
612, June 10, 1939, redemption of Home Owners' Loan Corporation bonds series B, 1939-49.....	275
Civil service retirement and disability fund.....	83, 318, 321, 325, 342, 343, 419, 420
Civilian Conservation Corps.....	5, 324, 339, 340, 367, 425, 523
Claims for relief on account of lost, stolen, destroyed or mutilated securities.....	198
Coal tax.....	2, 144, 145, 150, 373, 377, 405
Coast Guard:	
Activities reviewed.....	48
Administrative report.....	106
Aviation.....	111
Communications system.....	111
Cooperation with other departments.....	106
Distinguished flying cross awarded.....	115
Expenditures 1939 (checks issued).....	332
Expenditures by States.....	368
Floating equipment.....	114
Funds available and obligations.....	116
Hurricane relief work.....	106
Law enforcement activities.....	109
Legislation.....	115
Lifesaving medals awarded.....	115
Lighthouse Service consolidated with.....	107
Maritime Service, administration of.....	108
Personnel and training.....	112
Protection to marine commerce and life and property.....	107
Seizures.....	110
Smuggling.....	109
Stations, bases, repair depot, etc.....	115
Whaling Treaty Act enforcement.....	110
Work relief projects.....	107, 117, 424, 430
Coconut, etc., oils processed, taxes.....	2, 373, 377, 405
Coin. (See Mint Service; Money.)	
Collections. (See Receipts.)	
Colorado River Dam fund.....	98
Committees, Treasury Department, personnel, Nov. 15, 1939.....	xvi

Commodity Credit Corporation:	Page
Assets and liabilities	494
Capital stock owned by United States	492
Contingent liabilities of United States outstanding June 30, 1939	61
Continued to June 30, 1941	21
Expenditures	339, 416
Obligation authorization increased	21
Proprietary interest of United States in, June 30, 1924-39	501
Restoration of capital impairment	5, 416
Securities guaranteed by United States, notes outstanding June 30, 1939	482
Securities owned by United States	60
Comptroller of Currency, Bureau of:	
Administrative report	117
Authorization for Comptroller to appoint, etc., receivers of insolvent national banks	300
Directed to report to Under Secretary of Treasury	299
Expenditures 1939 (checks issued)	332
Responsibility for legal work of Office transferred to General Counsel for Treasury Department	301
Construction of public buildings. (<i>See</i> Procurement Division.)	
Contingent liabilities of United States:	
Description of	483
Outstanding June 30:	
1938 and 1939, summary, and increase or decrease	61
1939 by governmental corporations	494
1939 principal and interest, by issues, etc.	482
Securities guaranteed by United States:	
1939, June 30, in detail	482
Discussion	19
Offerings and allotments	264-275
Contributed funds. (<i>See</i> Trust accounts.)	
Conversion bonds. (<i>See</i> Public debt.)	
Corporation income tax. (<i>See</i> Taxes.)	
Corporations and agencies, governmental (<i>see also</i> Contingent liabilities of United States; Interest, exchange, and dividends):	
Assets and liabilities, June 30, 1939	494
Capital stock owned by United States, June 30:	
1938 and 1939	60
1939	494
Expenditures:	
1939 by months, and 1938 and 1939 by years, classified (daily statement unrevised)	338
1939 (checks issued)	322
1939 and estimates for 1940 and 1941	416
Loans and subscriptions to capital stock:	
1930-39 (chart 2)	6
1938 and 1939	5
1939, June 30	494
Proprietary interest of United States in	19, 494, 501
Securities owned by United States:	
1939	491
Discussion	18
Tax-exempt securities outstanding, amount, June 30:	
1918-39 by types of borrowers	509
1939	508
Countervailing duties. (<i>See</i> Imports.)	
Credit agencies. (<i>See</i> Corporations and agencies, governmental.)	
Credit of United States, funds borrowed on. (<i>See</i> Contingent liabilities of United States.)	
Cuba, indebtedness to United States, status Nov. 15, 1939	513
Cumulative sinking fund. (<i>See</i> Public debt, Operations.)	
Currency. (<i>See</i> Money.)	
Customhouse brokers, licenses issued to	140
Customs, Bureau of (<i>see also</i> Imports; Receipts):	
Administrative report	121
Appraisalment Unit	133

Customs, Bureau of (*see also* Imports; Receipts)—Continued.

	Page
Collections for:	
Other departments, bureaus, etc.....	391
Violations of customs laws, 1938 and 1939, classified.....	130
Collections of, 1938 and 1939.....	121
Commodities imported under quota provisions.....	135
Cost of administration.....	136, 391
Customs Agency Service, summary of activities.....	132
Division of Laboratories, analysis of samples of merchandise.....	134
Drawback:	
Investigations.....	133
Paid, by districts.....	391
Transactions.....	126
Enforcement Unit.....	133
Engineering and weighing.....	134
Entries of merchandise:	
1938 and 1939.....	123
1939 by districts.....	392
Expenditures:	
1939 (checks issued).....	332
1939 by States.....	368
Expenses, 1939, by districts.....	391
Fines and penalties:	
1939 (warrants issued).....	315
Discussion.....	129
Foreign investigations.....	133
Law enforcement activities.....	126
Legal proceedings.....	129
Personnel, by districts.....	392
Port Examination Commission.....	133
Ports and stations, changes in.....	136
Protests and appeals, 1938 and 1939.....	126
Quota control.....	134
Receipts, discussion.....	43, 121
Refunds:	
1938 and 1939.....	121
1939 by districts.....	391
1939 and estimates for 1940 and 1941.....	417
School of Instruction.....	134
Seizures:	
1938 and 1939 by principal types.....	127
Boats, automobiles, airplanes, and horses, 1938 and 1939.....	129
By Customs officers for other governmental agencies.....	129
By Customs Service and other governmental agencies, and number of arrests.....	128
Tariff Administration.....	131
Tariff Administration Division, establishment.....	302
Trade agreements concluded and abrogated.....	131
Undervaluation and false classification.....	132
Vehicles and persons entering United States, 1938 and 1939.....	124
Vessels entering United States, by districts.....	392
Czechoslovakia. (<i>See</i> Foreign government obligations owned by United States.)	

D

Daily Treasury statement, changes in, July 1, 1939.....	59
Deficit (<i>see also</i> Surplus or deficit), discussion.....	7
Departments and establishments, regular governmental. (<i>See</i> Expenditures.)	
Depositories, Government, number, amount of deposits, by classes, June 30, 1939.....	100
Disaster Loan Corporation.....	21, 60, 341, 417, 492, 495, 501
Distilled spirits tax.....	144, 372, 404
District of Columbia:	
Estimates of receipts and expenditures, 1940 and 1941.....	419, 420
Expenditures, United States share, 1939 and estimates for 1940 and 1941.....	417

District of Columbia—Continued.

Receipts, 1939:	Page
Revenue and nonrevenue (warrants issued)	321
United States share (warrants issued)	317
District of Columbia teachers' retirement fund	85, 225
District of Columbia water fund	87
District of Columbia workmen's compensation fund	87, 225
Dividend tax	375
Dues, club and initiation fees, taxes	373, 376, 405

E

Electric Home and Farm Authority, Inc.	21, 492, 495, 501
Electrical energy tax	2, 373, 404
Emergency conservation work. (<i>See</i> Civilian Conservation Corps.)	
Emergency expenditures. (<i>See</i> Expenditures, Recovery and relief.)	
Emergency Relief Appropriation Acts:	
1935, 1936, 1937, and 1938 acts:	
Allocations, obligations, expenditures, and balances, by organiza-	
tions, June 30, 1939	422
Appropriation account classified	427
1938 act, appropriations increased for relief and work relief	21
1939 act:	
Appropriations for purposes other than relief	22
Discussion	22
Accounts and disbursements system, discussion	62
Status of funds, summary of data contained in reports	63
Treasury activities under	48, 430
Employees, Treasury Department. (<i>See</i> Personnel.)	
Employment taxes (<i>see also</i> Carriers Taxing Act, Taxes; Federal Insurance	
Contributions Act; Federal Unemployment Tax Act; Social Security	
Act; Taxes)	1, 2, 31, 32, 405
Engraving and Printing, Bureau of:	
Administrative report	136
Deliveries of finished work, 1938 and 1939	137
Design for United States savings bonds changed	138
Expenditures 1939 (checks issued)	332
Funds available and expenditures	139
Personnel	139
Postage stamp dies engraved	138
Enrollment and Disbarment, Committee on, administrative report	139
Estate tax (<i>see also</i> Internal Revenue Bureau; Taxes)	2, 32,
144, 145, 149, 372, 375, 404	
Estimates. (<i>See</i> Expenditures; Receipts.)	
Estonia, obligations owned by United States. (<i>See</i> Foreign government	
obligations owned by United States.)	
Excess-profits tax	2, 32, 372, 375, 404
Exchange stabilization fund. (<i>See</i> Stabilization fund.)	
Expenditures (<i>see also</i> Federal aid to States; Surplus or deficit):	
1789-1939 classified (warrants issued and daily statement unrevised) ..	362
1930-39 by principal classes (chart 2)	6
1931-39 by major functions	367
1938 and 1939 by major functions	5
1938 and 1939 summary (daily statement revised)	222
1939 by months, and 1938 and 1939 by years, classified (daily state-	
ment unrevised)	337
1939 in detail, by organizations and accounts (checks issued)	322
1939 and estimates for 1940 and 1941	404
Debt retirements, 1939 by months, and 1938 and 1939 by years (daily	
statement unrevised)	342
Departmental:	
1931-39	367
1939 by months, and 1938 and 1939 by years, classified (daily	
statement unrevised)	337
1939 in detail (checks issued)	322
1939 and estimates for 1940 and 1941	416

Expenditures—Continued	Page
Discussion.....	4
Emergency Relief Appropriation Acts.....	422
Estimates for 1940 and 1941, in detail.....	416
Estimates for 1940 and 1941, summary.....	39
Interest on the public debt. (See Public debt.)	
Public debt by classes:	
1939 by months, and 1935-39 by years (daily statement unrevised).....	356
1939 (daily statement revised).....	353
Public works:	
1930-39 (chart 2).....	6
1931-39 classified.....	367
1938 and 1939 by classes.....	5
Recovery and relief, classified, 1939 by months, and 1938 and 1939 by years (daily statement unrevised).....	340
Revolving funds, 1939 by months, and 1938 and 1939 by years (daily statement unrevised).....	341
Recovery and relief:	
1939 by months, and 1938 and 1939 by years, classified (daily statement unrevised).....	339
1939 in detail, by organizations (checks issued).....	322
Refunds:	
1931-39.....	367
1939 by months, and 1938 and 1939 by years (daily statement unrevised).....	339
1939 classified (checks issued).....	332
1939 and estimates for 1940 and 1941.....	417
Refunds, drawbacks, and stamp redemptions, total by appropriations.....	144
Relief:	
1933-39.....	367
1933-39 (chart 2).....	6
1938 and 1939.....	5
1939 by months, and 1938 and 1939 by years, by agencies (daily statement unrevised).....	340
Transfers to trust accounts, etc.:	
1939 by months, and 1938 and 1939 by years, classified (daily statement unrevised).....	341
1939 (checks issued).....	325
Treasury Department activities by States.....	368
Trust accounts. (See Trust accounts.)	
Unemployment trust funds. (See Unemployment trust fund.)	
Export-Import Bank of Washington.....	21, 60, 324, 341, 492, 494, 501
Exports:	
1939 by districts, value of.....	391
Merchandise total, 1933-39.....	43

F

Farm Credit Administration:	
Assessment on Federal and joint stock land banks and Federal intermediate credit banks, 1939 (warrants issued).....	316
Assets and liabilities.....	494
Crop loans, emergency, status of allocation for.....	425
Expenditures.....	324, 339, 341, 416, 417
Interest on emergency crop loans, 1939 (warrants issued).....	314
Notes received by, owned by United States.....	61, 492
Proprietary interest of United States in, June 30, 1933-39.....	501
Farm Security Administration.....	61, 314, 318, 326, 341, 407, 416, 422, 492, 495, 501, 523
Farm Tenant Act.....	339, 407, 416
Federal aid to States:	
Appropriations 1940, classified.....	514
Expenditures:	
1920 (warrants issued), 1938 and 1939 (checks issued), by appropriations.....	514
1939 by States, classified.....	519
Payments to States for public health assistance under Social Security Act.....	205

Federal Alcohol Administration:	Page
Administrative report.....	140
Enforcement Division.....	142
Expenditures 1939 (checks issued).....	332
Label activities.....	142
Legal Division.....	143
Permit activities.....	141
Federal buildings. (See Procurement Division.)	
Federal credit unions eligible as fiscal agents with respect to United States savings bonds.....	100
Federal Crop Insurance Corporation.....	60, 492, 494, 501
Federal Deposit Insurance Corporation.....	492, 494, 501
Federal Emergency Administration of Public Works:	
Allocations, expenditures, and balances.....	426
Assets and liabilities.....	494
Expenditures:	
1939 by months, and 1938 and 1939 by years (daily statement unrevised).....	340
1939 (checks issued).....	324
1939 by States.....	523
Interest on loans, 1939 and estimates for 1940 and 1941.....	407
Loans and grants.....	325
Obligations acquired by, owned by United States.....	61, 492
Proprietary interest of United States in, June 20, 1934-39.....	501
Federal Emergency Relief Administration:	
Allocations for grants to States, etc., expenditures, and balances.....	425
Expenditures:	
1939 by months, and 1938 and 1939 by years (daily statement unrevised).....	340
1939 (checks issued).....	324
Federal Farm Loan System, amount of tax-exempt securities outstanding June 30, 1918-39.....	509
Federal Farm Mortgage Corporation.....	61, 333, 339, 416, 482, 492, 494, 501
Federal home loan banks:	
Assessments on, 1939 (warrants issued).....	316
Assets and liabilities.....	494
Capital stock:	
Owned by United States.....	492
Subscribed by Secretary of Treasury, and dividends received, by banks.....	65
Discussion.....	64
Dividends on capital stock of:	
1939 (warrants issued).....	314
1939 and estimates for 1940 and 1941.....	407
Proprietary interest of United States in, June 30, 1933-39.....	501
Federal Home Loan System, amount of tax-exempt securities outstanding June 30, 1934-39.....	509
Federal Housing Administration:	
Assets and liabilities.....	494
Contingent liabilities of United States outstanding June 30, 1938 and 1939.....	61
Debentures guaranteed by United States outstanding June 30, 1939.....	482
Expenditures.....	324, 341, 417
Proprietary interest of United States in, June 30, 1935-39.....	501
Federal Insurance Contributions Act taxes:	
1939 and estimates for 1940 and 1941.....	32, 405
Estimates for 1940 and 1941, discussion.....	35, 38
Supersede title VIII of Social Security Act taxes.....	35
Federal intermediate credit banks.....	406, 492, 494, 501
Federal land banks (see also Corporations and agencies, governmental):	
Assets and liabilities.....	494
Capital stock subscribed to by United States.....	61, 65, 333, 339, 416, 492
Discussion.....	65
Paid-in surplus subscribed to.....	67, 333, 339, 416, 492
Payments to, for reductions in interest rate on mortgages.....	333
Proprietary interest of United States in, June 30, 1929-39.....	501
Reduction in interest rates on mortgages.....	66, 339, 416

	Page
Federal National Mortgage Association.....	491, 495, 501
Federal old-age and survivors insurance trust fund:	
Creation.....	30, 47
Expenditures, estimates for 1940 and 1941.....	418
Federal Prison Industries, Inc.....	495, 501
Federal Reserve bank notes:	
Held by Treasury offices and Federal Reserve banks, June 30, 1939..	223
In circulation June 30, 1916-39.....	506
Redeemed and outstanding.....	223
Stock June 30, 1916-39.....	505
Stock, held in Treasury, held by Federal Reserve banks, and in circulation, June 30, 1939.....	507
Federal Reserve bank notes and national bank notes, expenditures 1939 by months, and 1935-39 by years (daily statement unrevised).....	356
Federal Reserve banks:	
Advances to, for industrial loans, and payments received by Treasury..	67
Earnings from payments for industrial loans:	
1939 (warrants issued).....	314
1939 and estimates for 1940 and 1941.....	407
Money held by, June 30, 1915-39.....	503
Tax-exempt Government securities held by, amount, June 30, 1915-39..	511
Federal Reserve notes:	
Canceled, forwarded by Federal Reserve banks and branches.....	224
Contingent liability of United States June 30, 1939.....	483
Direct obligations of United States as collateral security, period extended.....	20, 283
Held by Treasury offices and Federal Reserve banks June 30, 1939..	223
In circulation June 30, 1915-39.....	506
Issued, redeemed, and outstanding.....	223
Outstanding June 30, 1938 and 1939.....	61
Received and issued by Division of Paper Custody.....	203
Stock June 30, 1915-39.....	505
Stock, held in Treasury, held by Federal Reserve banks, and in cir- culation, June 30, 1939.....	507
Federal savings and loan associations:	
Assets and liabilities.....	494
Capital stock and income shares owned by United States.....	60, 64, 492
Discussion.....	63
Dividends on shares of:	
1939 (warrants issued).....	314
1939 and estimates for 1940 and 1941.....	406
Eligible as fiscal agents with respect to United States savings bonds and for collection of delinquent accounts.....	100
Proprietary interest of United States in, June 30, 1934-39.....	501
Federal Savings and Loan Insurance Corporation.....	492, 494, 501
Federal Subsistence Homesteads Corporation.....	492
Federal Unemployment Tax Act taxes:	
1939 and estimates for 1940 and 1941.....	32, 405
Estimates for 1940 and 1941, discussion.....	35, 38
Railroad employees' taxes not included.....	36
Supersede title IX of Social Security Act taxes.....	35
Federal Works Agency, expenditures 1939 and estimates for 1940 and 1941..	417
Fees, receipts, classified:	
1939 in detail (warrants issued).....	315
1939 and estimates for 1940 and 1941.....	408
Fermented malt liquor tax. (See Beer tax.)	
Fines and penalties, receipts:	
1939 in detail (warrants issued).....	315
1939 and estimates for 1940 and 1941, in detail.....	407
Finland, obligations owned by United States. (See Foreign government obligations owned by United States.)	
Firearms, shells, and cartridges, tax.....	24, 373, 405
Floor tax, liquors.....	372, 404
Foreign government obligations owned by United States:	
Amounts due and actually paid, by countries:	
July 1 to Dec. 31, 1938.....	68
Jan. 1 to June 30, 1939.....	69

Foreign government obligations owned by United States—Continued.	Page
Amounts due and not paid as of Nov. 15, 1939, by countries.....	69
Austria:	
Germany to discharge indebtedness of.....	70
Indebtedness, notes to Germany relative to.....	296
Discussion.....	68
Germany, notes to, relative to indebtedness of Austria.....	296
Hungary, payments made on its indebtedness, discussion.....	70
Interest on bonds of, 1939 and estimates for 1940 and 1941.....	406
Interest received 1939 (warrants issued).....	314
Intergovernmental correspondence and statements.....	287
Payments, by countries, principal and interest, to Nov. 15, 1939.....	513
Principal, funded and unfunded indebtedness, June 30, 1939, by countries.....	491
Public debt retirements from payments on.....	335, 456, 475
Receipts from:	
1930-39 (chart 1).....	1
1938 and 1939 (daily statement unrevised).....	3
1939 by months, and 1938 and 1939 by years (daily statement unrevised).....	337
Rumania, proposal to negotiate with United States for new debt agreement.....	70, 294
Total, June 30, 1938 and 1939.....	60
Foreign service retirement and disability fund.....	84, 318, 321, 325, 342, 343, 419, 420
Forfeitures, receipts:	
1939 in detail (warrants issued).....	315
1939 and estimates for 1940 and 1941.....	409
France, obligations owned by United States. (See Foreign government obligations owned by United States.)	
Fur articles, tax.....	373
G	
Gasoline tax.....	2, 373, 404
General Fund:	
Analysis of change in balance between June 30, 1938 and 1939 (daily statement unrevised).....	17
Assets and liabilities, June 30:	
1938 and 1939 (daily statement revised).....	487
1938 and 1939 (daily statement unrevised).....	18
Balance:	
1915-39, June 30 (daily statement unrevised).....	476
1916-38, June 30, and 1939 by months (daily statement revised).....	454
1938 and 1939, June 30 (daily statement revised).....	488
1938 and 1939, June 30 (daily statement unrevised).....	18
1939 by months (daily statement unrevised).....	488
1939 and estimates for 1940 and 1941.....	421
Discussion.....	16
Transfers to trust accounts, 1939 (warrants issued).....	321
Working balance:	
1938 and 1939, June 30 (daily statement unrevised).....	18
1939 by months (daily statement unrevised).....	488
Germany (see also Foreign government obligations owned by United States; Mixed Claims Commission):	
Annuities under moratorium agreement, amounts due and not paid.....	71
Army of Occupation, amounts due and not paid.....	71
Austrian indebtedness to be discharged by.....	70, 513
Awards of War Claims Arbitrator, amounts paid, and balance due, Sept. 30, 1939.....	75
Bonds owned by United States, June 30, 1939.....	491
Indebtedness to United States, payments received, and amounts not paid, June 30, 1939.....	71
Mixed claims, amounts due and not paid.....	71
Special deposit account, statement, Sept. 30, 1939.....	76
Gift tax (see also Internal Revenue Bureau, Estate Tax Division; Taxes).....	2
	32, 144, 145, 149, 372, 375, 404
Gifts and contributions:	
1939 classified (warrants issued).....	316
1939 and estimates for 1940 and 1941.....	411

Gold:	Page
Acquired by mints and assay offices.....	173
Assets and liabilities of Treasury, June 30:	
1938 and 1939 (daily statement revised).....	487
1938 and 1939 (daily statement unrevised).....	17
Bullion, in the Treasury, stock of, including gold coin, June 30:	
1913-39.....	505
1939.....	174
Certificate fund, Board of Governors, Federal Reserve System, held in Treasury, June 30:	
1938 and 1939 (daily statement revised).....	487
1938 and 1939 (daily statement unrevised).....	17
Certificates:	
Held by Treasury offices and Federal Reserve banks, June 30, 1939.....	223
In circulation, June 30, 1913-39.....	506
Liabilities of Treasury, June 30, 1938 and 1939.....	17, 487
Redeemed and outstanding.....	223
Stock, held in Treasury, held by Federal Reserve banks, and in circulation, June 30, 1939.....	507
China, purchases of, arrangements for, extended.....	20, 283
Coin in circulation, June 30, 1913-33.....	506
Consumption, industrial, 1938 calendar year.....	175
Electrolytically refined by Mint Service.....	174
Increment from reduction in weight of gold dollar:	
Expenditures chargeable to:	
1939 by months, and 1938 and 1939 by years, classified (daily statement unrevised).....	343
1939 in detail (checks issued).....	335
1939 and estimates for 1940.....	420
In General Fund balance:	
1938 and 1939, June 30 (daily statement unrevised).....	18
1939 by months (daily statement unrevised).....	488
Receipts:	
1939 by months, and 1938 and 1939 by years (daily statement unrevised).....	343
1939 (warrants issued).....	321
1939 and estimates for 1940 and 1941.....	420
Operations of Mint Service.....	173
Percentage of gold to total stock of money, June 30, 1913-39.....	505
Production, domestic, 1938 calendar year.....	174
Receipts 1939 (daily statement unrevised).....	222
Reserve in Treasury against United States notes and Treasury notes of 1890, June 30:	
1938 and 1939 (daily statement revised).....	487
1938 and 1939 (daily statement unrevised).....	17
Stabilization fund. (See Stabilization fund.)	
Treasury holdings:	
1939, June 30.....	507
Increase in, by sources, 1939.....	222
Government Actuary.....	218
Government life insurance fund:	
Estimates of receipts and expenditures.....	419, 420
Expenditures and receipts.....	318, 324, 342
Investments, June 30, 1939.....	88
Loans to veterans outstanding June 30, 1939.....	88
Government Losses in Shipment Act:	
Discussion.....	101
Premium savings on shipments (estimated), 1938 and 1939, and total to June 30, 1939.....	102
Shipments reported lost, settled, and unadjusted.....	102
Government property, receipts from sales, classified:	
1939 (warrants issued).....	316, 318
1939 and estimates for 1940 and 1941.....	415
Great Britain, obligations owned by United States. (See Foreign government obligations owned by United States).	

Greece, obligations owned by United States. (*See Foreign government obligations owned by United States.*)
 Gross debt of United States. (*See Public debt.*)
 Guaranteed obligations of United States. (*See Contingent liabilities.*)

H

Highway expenditures:	Page
General.....	326, 338, 367, 519
Relief.....	326, 340, 523
Home loan banks. (<i>See Federal home loan banks.</i>)	
Home owners, expenditures for aid to, by agencies, 1939 by months, and 1938 and 1939 by years (daily statement unrevised).....	341
Home Owners' Loan Corporation:	
Allotments of bonds on subscriptions among Federal Reserve districts:	
Series K-1940, offered May 8, 1939.....	272
Series L-1941, offered May 8, 1939.....	272
Series M-1945-47, offered May 22, 1939.....	275
Assets and liabilities.....	494
Bonds guaranteed by United States outstanding June 30, 1939.....	482
Contingent liabilities of United States outstanding June 30, 1938 and 1939.....	61
Interest earned on bonds:	
1939 (warrants issued).....	314
1939 and estimates for 1940 and 1941.....	407
Offerings of bonds:	
May 8, 1939, series K-1940.....	271
May 8, 1939, series L-1941.....	271
May 22, 1939, series M-1945-47.....	273
Proprietary interest of United States in, June 30, 1933-39.....	501
Redemption of bonds series B, 1939-49, June 10, 1939.....	275
Securities owned by United States.....	60, 492
Hospitals, marine. (<i>See Public Health Service.</i>)	
Hungary (<i>see also Foreign government obligations owned by United States</i>):	
Awards of War Claims Arbitrator, review of.....	75
Tripartite Claims Commission awards.....	76

I

Imports:	
1929-38 by calendar years, and Jan. 1938-June 1939 by months, value, estimated duties, and ratio of duties to value:	
By tariff schedules.....	385
Totals.....	384
1938 and 1939 values of dutiable and taxable imports and estimated duties and taxes collected, by tariff schedules.....	383
1938 and 1939, values of dutiable imports for consumption and estimated duties collected, by countries.....	390
1939 by districts, value of.....	391
Countervailing duties, orders imposing.....	131
Marking provisions modified.....	131
Merchandise, total general 1933-39.....	43
Income tax. (<i>See Internal Revenue Bureau; Receipts; Taxes.</i>)	
Indebtedness of foreign governments to United States. (<i>See Foreign government obligations owned by United States.</i>)	
Independent offices, boards, commissions, and corporations. (<i>See Expenditures; and also titles of certain specific offices.</i>)	
Indian moneys, receipts.....	319, 342
Indians, expenditures 1789-1939 (warrants issued and checks issued).....	362
Inland Waterways Corporation.....	491, 495, 501
Interest, exchange, and dividends, receipts classified:	
1939 (warrants issued).....	314
1939 and estimates for 1940 and 1941.....	406
Interest on public debt. (<i>See Public debt.</i>)	
Interest-bearing debt of United States. (<i>See Public debt.</i>)	

Internal Revenue, Bureau of (*see also* Receipts; Taxes):

Accounts and Collections Unit:

Carriers Taxing Act taxes:	Page
Claims received and adjusted.....	160
Returns received and closed.....	160
Collections 1938 and 1939.....	144
Returns filed and investigated in collectors' offices.....	156
Social Security Act taxes:	
Offers in compromise received and adjusted.....	157, 159
Revenue Agents' reports received and closed.....	158
Titles VIII and IX claims received and adjusted.....	157, 159
Title IX returns received and closed.....	158
Stamps issued and returned.....	156
Administrative report.....	143

Alcohol Tax Unit:

Alcohol Tax Section of Office of General Counsel.....	155
Audit Division.....	155
Collections 1938 and 1939.....	144
Enforcement Division.....	154
Field Inspection Division.....	154
Laboratory Division.....	155
Procedure Division.....	155
Producers and distributors of alcoholic beverages under supervision of.....	154
Raw materials control program.....	42
Assessments, additional, by class of tax, 1938 and 1939.....	145
Bituminous Coal and Silver Tax Division, coal tax claims received and disposed of.....	150
Capital Stock Tax Division, claims received and disposed of, 1938 and 1939.....	152

Chief Counsel, Office of:

Appeals Division, decentralization.....	42
Bankruptcy, receivership, and reorganization cases received and disposed of.....	164
Cases closed before Board of Tax Appeals, disposition of.....	165
Cases pending in Compromise Section and tax liability involved.....	167
Civil cases received and disposed of.....	166
Compromise cases received and disposed of.....	167
Criminal cases received and disposed of, 1938 and 1939.....	168
Overassessments of taxes, cases disposed of by Review Division.....	168
Reward claims received and disposed of.....	168
Tax cases tried by Department of Justice and decided by Federal courts.....	166
Claims allowed, number, by class of tax.....	144
Collections (<i>see also</i> Receipts), summary 1938 and 1939.....	40, 144
Cost of administration.....	145
Decentralization program.....	40

Estate Tax Division:

Claims, refund and abatement, received and disposed of.....	150
Contested estate and gift tax cases settled in field.....	149
Returns received and audited, 1938 and 1939.....	149
Expenditures 1939 (checks issued).....	332
Expenditures 1939 by States.....	368
Expenses, classified, by districts and appropriations, 1939 (checks issued).....	379
Fines and penalties 1939 (warrants issued).....	315

Income Tax Unit:

Assessments, additional, made by Bureau, 1938 and 1939.....	145
Assessments, deficiency, classified, 1938 and 1939.....	147
Claims adjusted and overassessments determined.....	147
Claims allowed by Bureau and refunds and repayments.....	144
Collections 1938 and 1939.....	144
Decentralization.....	40
Overassessments by method of settlement and interest allowed, 1938 and 1939.....	148
Returns, income over \$5,000, received.....	146
Intelligence Unit, investigations of tax evasions.....	169

Internal Revenue, Bureau of—Continued.

Miscellaneous Tax Unit:	Page
Collections 1938 and 1939	144
Discussion	148
Processing Tax Division:	
Claims received and disposed of	153
Sugar tax claims received and disposed of	153
Refunds and repayments (<i>see also</i> Expenditures):	
1939 by class of tax	144
Claims approved for payment from refunding appropriations	382
Sales Tax Division:	
Claims received and disposed of, 1938 and 1939	151
Collections 1938 and 1939	151
Offers in compromise received and disposed of, 1938 and 1939	152
Technical Staff:	
Decentralization	41
Operations under decentralization program, work of field divisions, analysis	163
Operations under old procedure:	
Cases considered to conclusion, summary	162
Compromise, extension of time, and final closing agreement cases, analysis of work on	162
Deficiencies asserted and recomputed	161
Income, estate, and gift tax cases, analysis of work on	161
Tobacco Division	150
Trust accounts, collections for credit to	374
Work relief projects:	
Allocations, obligations, and expenditures to June 30, 1939	424, 430
Miscellaneous taxes (Accounts and Collections Unit)	169
Retail liquor stores (Alcohol Tax Unit)	170
Internal Revenue Code, discussion	22
Italy, obligations owned by United States. (<i>See</i> Foreign government obligations owned by United States.)	

J

Joint stock land banks	61, 341, 492
------------------------------	--------------

L

Latvia, obligations owned by United States. (<i>See</i> Foreign government obligations owned by United States.)	
Legal Division, administrative report	170
Legislation, emergency, 1939, review of	21
Liberia, indebtedness to United States, status Nov. 15, 1939	513
Liberty bonds. (<i>See</i> Public debt.)	
Library of Congress trust fund	92, 318
Lighthouse Service. (<i>See</i> Coast Guard.)	
Liquor taxes (<i>see also</i> Internal Revenue Bureau)	2, 32, 145, 372, 375, 404
Lithuania, obligations owned by United States. (<i>See</i> Foreign government obligations owned by United States.)	
Longshoremen's and harbor workers' compensation fund	86, 225

M

Manufacturers' excise taxes (<i>see also</i> Taxes)	2, 32, 373, 376, 404
Marihuana. (<i>See</i> Narcotics Bureau.)	
Marihuana tax	373
Matches tax	373
Mexico:	
Claims of American nationals against	78
Special Mexican Claims Commission awards	79
Minor coin:	
In circulation June 30, 1913-39	506
Stock June 30, 1913-39	505
Stock, held in Treasury, held by Federal Reserve banks, and in circulation, June 30, 1939	507

Mint Service:	Page
Administrative report.....	172
Bullion deposit transactions.....	173
Coinage.....	172
Depository, silver bullion, occupied.....	175
Deposits of gold and silver, income, expenses, and number of employees, by institutions.....	176
Expenditures, Bureau of the Mint, 1939 (checks issued).....	332
Expenditures by States.....	368
Funds available and expenses.....	175
Gold operations.....	173
Industrial consumption of gold and silver, 1938 calendar year.....	175
New design nickel coin.....	174
Production of gold and silver, 1938 calendar year.....	174
Receipts, profits on coinage, seigniorage, etc.: 1939 (warrants issued).....	317
1939 and estimates for 1940 and 1941.....	414
Refinery operations.....	174
Silver operations.....	173
Stock of coin and monetary bullion in United States June 30, 1939.....	174
Miscellaneous internal revenue. (See Internal Revenue Bureau; Receipts; Taxes.)	
Miscellaneous receipts. (See Receipts.)	
Miscellaneous Tax Unit. (See Internal Revenue Bureau.)	
Mixed Claims Commission (United States and Germany), awards, amount paid, balance due, classified, Sept. 30, 1939.....	73
Monetary developments (see also Gold; National bank notes; Silver), discussion.....	20
Monetary Research, Division of, administrative report.....	176
Money (see also General Fund; Gold; Mint Service; Silver): 1913-39, June 30, in circulation, by kinds.....	506
1913-39, June 30, stock, by kinds.....	505
1913-39, June 30, stock, held in Treasury, held by Federal Reserve banks, and in circulation.....	503
1939, June 30, stock, held in Treasury, held by Federal Reserve banks, and in circulation, by kinds.....	507
Coin shipments between Treasury, mints, and Federal Reserve banks, by kinds.....	223
Paper currency: Held by Treasury offices and Federal Reserve banks, June 30, 1939, by classes (daily statement revised).....	223
Issued, redeemed, and outstanding, by classes, 1939 (daily statement revised).....	223
Shipments from Treasury.....	223
Municipalities and States. (See States and municipalities.)	
Mutual mortgage insurance fund debentures, series B, partial redemption of.....	279
N	
Narcotics, Bureau of:	
Activities reviewed.....	52
Administrative report.....	176
Drug exports.....	180
Drugs sold by manufacturers to domestic purchasers.....	180
Enforcement activities.....	176
Expenditures 1939 (checks issued).....	332
Expenditures by States.....	368
Harrison narcotic law, registrants, June 30, 1939.....	180
Marihuana Tax Act: Activities under.....	177
Registrants, June 30, 1939.....	180
Violations of and cases disposed of.....	179
Opium and coca leaves imported.....	180
Violations of narcotic laws and cases disposed of.....	178
Narcotics, studies relative to drug addiction by Public Health Service.....	214
Narcotics tax.....	144, 373, 377

National bank notes:	Page
Deposits for retirement 1935-38	355
Expenditures for retirement chargeable against gold increment:	
1939 by months, and 1938 and 1939 by years (daily statement unrevised)	343
1939 (checks issued)	335
Held by Treasury offices and Federal Reserve banks, June 30, 1939	223
In circulation June 30, 1913-39	506
Redeemed and outstanding	223
Stock June 30, 1913-39	505
Stock, held in Treasury, held by Federal Reserve banks, and in circulation, June 30, 1939	507
National bank notes and Federal Reserve bank notes, expenditures 1939 by months, and 1935-39 by years (daily statement unrevised)	356
National banks (<i>see also</i> National bank notes):	
Assets and liabilities on date of each report, June 30, 1938, to June 30, 1939	118
Condition, changes in	117
Membership and capital stock changes	120
Tax on circulation of	314, 406
Unlicensed, administration of	120
National Cancer Institute gift fund	94
National defense expenditures:	
1931-39	367
1939 by months, and 1938 and 1939 by years (daily statement unrevised)	339
1939 and estimates for 1940 and 1941	416, 417
Emergency, estimates for 1940 and 1941	418
Navy Department, in detail, 1939 (checks issued)	330
Recovery and relief, 1939 by months, and 1938 and 1939 by years (daily statement unrevised)	340
War Department, in detail, 1939 (checks issued)	333
National Firearms Act tax	373
National Industrial Recovery Administration	325
National Institute of Health gift fund	95
National park trust fund	96
Nicaragua:	
Obligations owned by United States:	
Principal June 30, 1939	491
Status Nov. 15, 1939	513
Payments made to, in accordance with treaty with United States for adjustment of certain accounts and refund of income taxes	70
O	
Obligations of foreign governments. (<i>See</i> Foreign government obligations owned by United States.)	
Oil transported by pipe line, tax	2, 373, 376, 405
Oils, lubricating, tax	2, 373, 404
Old-age reserve account (<i>see also</i> Social Security Act):	
Actuarial status to be included in reports of Board of Trustees	48
Amendments to Social Security Act affecting	46
Appropriations and expenditures 1939, and total to June 30, 1939	402
Discussion	88
Expenditures, investments and benefit payments:	
1939 by months, and 1938 and 1939 by years (daily statement unrevised)	344
1939 (checks issued)	335
1939 and estimates for 1940	419
Receipts, transfers from General Fund, and interest:	
1939 by months, and 1938 and 1939 by years (daily statement unrevised)	343
1939 (warrants issued)	321
1939 and estimates for 1940	419
Statement of, June 30, 1937-39, and monthly 1939	399
Status June 30, 1939	89
Oleomargarine tax	373, 377, 405

Orders:

	Page
Treasury Department, Nos.:	
19, Dec. 19, 1938, restricting participation of Treasury officers and employees in any property sale held by U. S. Authority...	299
20, Dec. 13, 1938, directing Bureau of Comptroller of Currency to report to Under Secretary of Treasury.....	299
21, May 11, 1939, assigning to an Assistant to Secretary responsibility of work of the finances and of certain officers of Treasury Department.....	300
22, June 30, 1939, directing submission of all actions relating to personnel in Treasury Department to Administrative Assistant to Secretary.....	300
22-A, July 5, 1939, amending Treasury Department Order No. 22, to authorize Comptroller of Currency to appoint, etc., receivers of insolvent national banks.....	300
P	
Panama Canal loan bonds. (See Public debt.)	
Panama Canal, receipts and expenditures:	
1903-39 (warrants issued).....	403
1939 by months, and 1938 and 1939 by years (daily statement unrevised).....	337
Panama Railroad Co.:	
Assets and liabilities.....	495
Capital stock owned by United States.....	491, 502
Paper Currency. (See Money.)	
Passengers and pedestrians entering United States, 1938 and 1939.....	124
Payroll taxes. (See Carriers Taxing Act; Employment taxes; Social Security Act; Taxes.)	
Payments to States. (See Federal aid to States.)	
Penalties and fines. (See Fines and penalties.)	
Pensions, expenditures 1789-1939 (warrants issued and checks issued)....	362
Permits, privileges, and licenses, receipts classified:	
1939 (warrants issued).....	317
1939 and estimates for 1940 and 1941.....	413
Pershing Hall Memorial fund.....	97
Personnel, Treasury Department:	
Actions relating to, to be submitted to Administrative Assistant to Secretary.....	300
Administrative and staff officers, Nov. 15, 1939.....	xiv
Committees, departmental, Nov. 15, 1939.....	xvi
Number, by bureau, office, or division:	
1938 and 1939, June 30, departmental and field services.....	527
1939 by months, departmental service.....	526
Retained but eligible for retirement, June 30, 1939.....	528
Number, departmental and field services.....	104
Retirements:	
1939.....	104
Number, by bureau, office, or division, Aug. 20, 1920, to June 30, 1939.....	528
Petroleum, processed, tax.....	373, 377
Pistols and revolvers tax.....	373
Playing cards tax.....	372, 376, 404
Poland, obligations owned by United States. (See Foreign government obligations owned by United States.)	
Postal Savings System:	
Funds due depositors June 30:	
1938 and 1939.....	61
1939.....	483
Securities held by Treasurer to secure funds June 30, 1938 and 1939.....	225
Treasury notes issued. (See Public debt, Special issues.)	

	Page
Postal Service:	
Deficiencies, expenditures:	
1841-1939 (warrants issued and daily statement unrevised)	363
1939 by months, and 1938 and 1939 by years (daily statement unrevised)	338
1939 (checks issued and daily statement unrevised)	331
1939 and estimates for 1940 and 1941	416
Factors contributing to deficit	308
Expenditures:	
1789-1939 (warrants issued and daily statement unrevised)	362
1939 (checks issued)	331
Revenues 1789-1939 (warrants issued and daily statement unrevised) ..	358
Printing and binding expenditures. (See Printing, Division of.)	
Printing, Division of:	
Administrative report	180
Advertising expenditures	183
Engraving work approved	183
Expenditures 1939 (checks issued)	332
Printing and binding:	
Expenditures 1938 and 1939, by bureaus, offices, etc.	181
Funds available, expenditures, and balances, 1938 and 1939	181
Stationery supplies, available funds, expenditures, and balance, 1938 and 1939	182
Processing Tax Board of Review, administrative report	183
Processing tax refunds:	
1939 by months, and 1938 and 1939 by years (daily statement unrevised)	339
1939 (checks issued)	332
1939 and estimates for 1940 and 1941	417
Procurement Division:	
Administrative report	184
Public Buildings Branch:	
Administrative report	184
Architect, Supervising, Office of	184
Building operations	44
Buildings under control of Treasury Department, administration, cost, and number	188
Combined building program, status	185
District of Columbia building projects	45, 187
Engineer, Supervising, Office of	185
Expenditures:	
By States	370
Contract liabilities and unencumbered balances	189
Cumulative; by types, on each class of building constructed by the Treasury Department	188
Public building construction, sites, etc., 1939	333
Public building repairs, equipment, and operation, 1939 (checks issued)	332
Painting and Sculpture, Section of:	
Changed to Section of Fine Arts	191
Summary of work, Oct. 16, 1934, to Oct. 12, 1938	303
Program for other departments	45, 187
Program under emergency appropriation acts, status	44, 186
Program under Public Works Administration, status	44, 186
Repair and equipment, expenditures	187
Section of Fine Arts:	
Permanent organization	191, 302
Summary of work	191
Section of Space Control:	
Inventory of Federal Real Estate and Improvements continued	190
Space assignment	189
Surplus properties sold and reassigned	190
United States Housing Corporation, liquidation of assets	190
Transfer to Federal Works Agency	44, 184
Treasury relief art project	191

Procurement Division—Continued.	Page
Strategic and critical materials to be acquired by, act authorizing	304
Supply, Branch of:	
Administrative report	192
Clothing purchased for Works Progress Administration	192
Expenditures 1939 (checks issued)	332
Expenditures by States	370
Procurement functions of government consolidated under	195
Strategic materials to be procured by	195
Surplus property disposition	193
Textiles purchased for Works Progress Administration	192
Work relief projects	424, 430
Produce for future delivery, sales of, repealed tax	372, 376, 404
Production credit corporations	492, 494, 501
Proprietary interest of United States in governmental corporations and credit agencies (<i>see also</i> Securities, Owned by United States):	
1929-39, June 30	501
Discussion	19
Public Buildings Branch, Procurement Division. (<i>See</i> Procurement Division.)	
Public buildings, expenditures:	
General:	
1931-39	367
1939 by months, and 1938 and 1939 by years (daily statement unrevised)	338
Recovery and relief, 1939 by months, and 1938 and 1939 by years (daily statement unrevised)	340
Public buildings, grounds, etc., rent receipts 1938 (warrants issued)	317
Public debt (<i>see also</i> Circulars, Department; Contingent liabilities of United States; Expenditures; Public Debt Service; Securities owned by United States; United States notes):	
Adjusted service bonds:	
Discussion	15
Expenditures 1939 by months, and 1936-39 by years (daily statement unrevised)	356
Interest paid on, 1937-39 (warrants issued)	479
Receipts 1939 by months, and 1936-39 by years (daily statement unrevised)	354
Certificates of indebtedness, special issues	15, 433, 441
Composition of interest-bearing debt, by classes, 1931-39, amounts and percentages, by months (chart 3)	9
Conversion bonds	432, 436, 452, 479
Deficit financing effect on, 1939 and estimates for 1940 and 1941	421
Description of issues outstanding June 30, 1939	436
Discussion	7
Federal Reserve bank holdings June 30, 1915-39	511
Fractional currency	434, 445, 471
Increase in, 1939 and estimates for 1940 and 1941	421
Interest:	
Computed annual interest charge and computed rate of interest 1916-39 by years, and 1939 by months (daily statement revised)	481
Computed annual interest charge and interest-bearing debt outstanding, 1922-39 (chart 5)	14
Expenditures:	
1789-1939 (warrants issued and daily statement unrevised)	362
1931-39 (daily statement unrevised)	367
1937-39 by issues (warrants issued)	479
1938 and 1939 (daily statement unrevised)	5
1939 by months, and 1938 and 1939 by years (daily statement unrevised)	339
1939 (checks issued and daily statement unrevised)	335
1939 classified (daily statement revised)	222
1939 and estimates for 1940 and 1941	417
Payable, paid, and outstanding unpaid, 1939 by classes of issues (daily statement revised)	479

Public debt—Continued.

	Page
Liberty bonds.....	356, 434, 442, 452, 466, 478, 480
Net debt including matured interest obligations, June 30, 1916-38, and 1939 by months (daily statement revised).....	454
Old demand notes.....	434, 445, 471
Operations:	
Interest-bearing (daily statement revised):	
By classes.....	461
By issues.....	462
Issued, cumulated retirements, outstanding, by issues, June 30, 1939 (daily statement revised).....	432
Issues 1939 by months, and 1935-39 by years, and classes (daily statement unrevised).....	354
Issues, maturities, and redemptions:	
By classes.....	8
In detail.....	472
Noninterest-bearing, by issues.....	466
Quarterly financing.....	10
Receipts and expenditures, by classes (daily statement revised)...	353
Register of the Treasury.....	200
Retirements (<i>see also</i> Sinking fund, below):	
1939 by months, and 1935-39 by years, and classes (daily statement unrevised).....	356
Cumulated, by issues, June 30, 1939 (daily statement re- vised).....	432
Retirements chargeable against ordinary receipts (<i>see also</i> Sink- ing fund, below):	
1918-39 (daily statement unrevised).....	365
1918-39 by sources of receipts (daily statement unrevised)...	475
1930-39 (chart 2).....	6
1938 and 1939 (daily statement unrevised).....	5
1939 by issues, and cumulative totals from July 1917 to June 1938 and 1939 by sources of receipts (daily statement revised).....	456
1939 by months, and 1938 and 1939 by years (daily statement unrevised).....	342
1939 (checks issued and daily statement unrevised).....	335
1939 and estimates for 1940 and 1941 by sources of receipts...	418
Securities destroyed by Destruction Committee, number and value.....	204
Sinking fund:	
1939 by months, and 1938 and 1939 by years (daily state- ment unrevised).....	342
1939 (checks issued).....	335
1939 (daily statement revised).....	477
1939 and estimates for 1940 and 1941.....	418
Appropriations available, debt retired, amount expended, 1921-39 (daily statement revised).....	477
Cumulated to June 30, 1939, by issues (daily statement re- vised).....	478
Discussion.....	16
Expenditures and retirements, 1921-39 (daily statement un- revised).....	475
Special issues, transactions.....	15
Summary (daily statement revised).....	458
Transactions in securities by Division of Loans and Currency...	196
Treasury bills:	
Discussion.....	12
Offering of, dated July 6, 1938, press release.....	244
Summary of information in press releases concerning Treas- ury bills offered during 1939.....	246
Tenders received and accepted for issue dated July 7, 1938, press release.....	244
Treasury bonds:	
Allotments on subscriptions among Federal Reserve dis- tricts:	
1947, offered Dec. 5, 1938.....	237
1950-52, offered Sept. 8, 1939.....	232

Public debt—Continued.

Operations—Continued.

Treasury bonds—Continued.

Allotments on subscriptions among Federal Reserve districts—Continued.

1950-52 (additional), offered March 6, 1939.....	Page
1960-65, offered Dec. 5, 1938.....	241
1960-65 (additional), offered March 6, 1939.....	237
Discussion.....	241

Offerings:	10
------------	----

Sept. 8, 1938, 1950-52, dated Sept. 15, 1938.....	228
Dec. 5, 1938, 1947, dated Dec. 15, 1938.....	233
Dec. 5, 1938, 1960-65, dated Dec. 15, 1938.....	233
March 6, 1939, 1950-52 (additional), dated Sept. 15, 1938.....	238
March 6, 1939, 1960-65 (additional), dated Dec. 15, 1938.....	238

Treasury notes:

Allotments on subscriptions among Federal Reserve districts:

Series A-1943 (additional), offered Sept. 8, 1938.....	232
Series B-1943, offered Dec. 5, 1938.....	237
Series B-1943 (additional), offered March 6, 1939.....	241
Series A-1944, offered June 5, 1939.....	243

Discussion.....	10
-----------------	----

Offerings:

Sept. 8, 1938, series A-1943 (additional), dated June 15, 1938.....	229
Dec. 5, 1938, series B-1943, dated Dec. 15, 1938.....	233
March 6, 1939, series B-1943 (additional), dated Dec. 15, 1938.....	238
June 5, 1939, series A-1944, dated June 15, 1939.....	242

United States savings bonds. (See below.)

Outstanding:

1853-1939, June 30, interest-bearing, matured, noninterest-bearing, and gross (daily statement revised).....	450
1915-39, June 30, gross debt (daily statement unrevised).....	476
1916-39 by years, and 1939 by months (daily statement revised):	
Interest-bearing.....	481
Interest-bearing by classes, matured, noninterest-bearing, and gross.....	454
1922-39 by months, interest-bearing (chart 5).....	14
1933-39, June 30, interest-bearing by classes, and noninterest-bearing (daily statement unrevised).....	452
1933, 1935, 1937, 1939, June 30, maturities of interest-bearing by calendar years (chart 4).....	11
1938 and 1939, June 30, interest-bearing (daily statement revised):	
By classes.....	461
By issues.....	462
1938 and 1939, June 30, interest-bearing by classes, matured, and noninterest-bearing (daily statement unrevised).....	7
1939, June 30, description of issues.....	436
1939, June 30, interest-bearing by issues, and matured and noninterest-bearing (daily statement revised).....	432
1939, June 30, interest-bearing, by kind of security and payable date (daily statement revised).....	448
Per capita gross debt, June 30, 1853-1939.....	450
Tax-exempt features of each issue.....	446
Tax-exempt securities, amount:	
1913-39 wholly and partially.....	509
1939, June 30, wholly and partially.....	508

Panama Canal loan.....	432, 436, 452, 479
------------------------	--------------------

Postal savings bonds.....	432, 436, 452, 479
---------------------------	--------------------

Pre-war bonds.....	466
--------------------	-----

Retirements. (See Operations, above.)

Sinking fund. (See Operations, above.)

Special issues.....	354, 356, 433, 439, 452, 454
---------------------	------------------------------

Treasury savings securities.....	355, 434, 445, 471, 480
----------------------------------	-------------------------

Public debt—Continued.

United States savings bonds:	Page
Description of issues outstanding June 30, 1939.....	438
Discussion.....	12
Expenditures 1939 by months, and 1935-39 by years (daily statement unrevised).....	356
Federal savings and loan associations and Federal credit unions designated fiscal agents of United States.....	100
Interest paid on, 1937-39 (warrants issued).....	479
Issues and redemptions, Mar. 1, 1935, to June 30, 1939.....	13
Offering of series, Dec. 15, 1938.....	248
Receipts 1939 by months, and 1935-39 by years (daily statement unrevised).....	354
Redemption values and approximate investment yield at beginning of each half-year period.....	252
Regulations governing, Dec. 15, 1938.....	252
Sales 1939 by months and denominations.....	13
Transactions, Division of Loans and Currency.....	197
Victory notes.....	434, 443, 467, 478
Yield, average, on bonds, by months, Jan. 1919 to June 1939.....	486
Public Debt Service (<i>see also</i> Public debt):	
Administrative report.....	195
Destruction Committee.....	204
Expenditures 1939 (checks issued).....	332
Expenditures by States.....	370
Loans and Currency, Division of:	
Accounts, registered securities, number and principal.....	198
Currency, redeemed, deliveries to Destruction Committee, by kinds.....	199
Safekeeping of securities.....	199
Securities lost, stolen, or destroyed, claims for relief.....	198
Transactions in securities.....	196
Paper Custody, Division of.....	202
Public Debt Accounts and Audit, Division of.....	203
Register of the Treasury, security transactions.....	200
Public Health Service:	
Activities reviewed.....	49
Administrative report.....	205
Domestic Quarantine, Division of:	
Assistance to States under Social Security Act.....	208
Commissioned officers detailed to other agencies.....	209
Expenditures 1939 (checks issued).....	332
Expenditures by States.....	370
Foreign and Insular Quarantine, Division of:	
Aliens examined.....	210
Quarantine activities.....	209
Radio pratique an established procedure.....	209
Grants to States under Social Security Act, 1938 and 1939 (checks issued).....	517
Marine Hospitals and Relief, Division of.....	213
Mental Hygiene, Division of:	
Drug addiction studies.....	214
Federal agencies, assistance to.....	215
Hospitals for treatment of drug addicts.....	51, 214
National Institute of Health.....	210
Personnel and Accounts, Division of:	
Available funds and obligations.....	216
Personnel.....	216
Revenues from operations of Public Health Service.....	217
Working capital fund of hospitals, status.....	217
Sanitary Reports and Statistics, Division of.....	207
Social Security Act:	
Activities under.....	205
Allotments to States for assistance.....	396
Appropriations and expenditures 1939, and total to June 30, 1939.....	402
Investigation of disease and problems of sanitation.....	207
Payments budgeted by States, classified by purposes.....	206
Payments to States for assistance.....	205

Public Health Service—Continued.	Page
Transfer to Federal Security Agency	49, 205
Venereal diseases:	
Control program	50
Division of	211
Work relief projects	208, 424, 431
Public lands, receipts from sales:	
1796-1939 (warrants and checks issued)	358
1939 (warrants issued)	314
1939 and estimates for 1940 and 1941	415
Public works. (<i>See Expenditures; Procurement Division.</i>)	
Public Works Administration. (<i>See Federal Emergency Administration of Public Works.</i>)	
Puerto Rico Reconstruction Administration	61, 492, 495, 502

Q

Quarantine. (*See Public Health Service.*)

R

Radio sets, phonograph records, etc., taxes	373, 405
Railroad retirement account:	
Expenditures, investments and benefit payments:	
1939 by months, and 1938 and 1939 by years (daily statement unrevised)	344
1939 and estimates for 1940 and 1941	419
Receipts, transfers from General Fund and interest:	
1939 by months, and 1938 and 1939 by years (daily statement unrevised)	343
1939 (warrants issued)	321
1939 and estimates for 1940 and 1941	419
Statement of account June 30, 1936-39, and monthly 1939	399
Status	91
Railroad Retirement Act:	
Expenditures 1939 by months, and 1938 and 1939 by years, classified	338
Taxes. (<i>See Carriers Taxing Act.</i>)	
Railroad unemployment insurance account, establishment of	91
Railroad Unemployment Insurance Act, contributions:	
1939 and estimates for 1940 and 1941	406
1940, estimated, percentage of total receipts	31
1940 and 1941 estimated	32
Estimates for 1940 and 1941, discussion	36, 39
Railroads:	
Proprietary interest of United States in, June 30:	
1929-39	502
1939	495
Securities owned by United States:	
1938 and 1939, June 30	61
1939, June 30, acquired under provisions of sec. 207 of Transportation Act, 1920	80, 492
1939, June 30, held originally, and payments received	80
1939, June 30, on account of loans to carriers under sec. 210 of Transportation Act, 1920	81, 492
Principal and interest in default, by railroads, under sec. 210 of Transportation Act, 1920, June 30, 1939	81
Repayments 1939 under sec. 210 of Transportation Act, 1920	80
Tax on carriers and their employees. (<i>See Carriers Taxing Act.</i>)	
Receipts (<i>see also Customs Bureau; Internal Revenue Bureau; Surplus or deficit; Taxes</i>):	
1789-1939 classified (warrants issued and daily statement unrevised)	358
1930-39 by principal sources (chart 1)	1
1938 and 1939 by major sources (collections and daily statement unrevised)	2
1938 and 1939 summary (daily statement revised)	222

Receipts—Continued.

	Page
1939 by months, and 1938 and 1939 by years, classified (daily statement unrevised).....	337
1939 in detail, by sources and accounts (warrants issued).....	314
1939 and 1940 (estimated), percentage distribution of total revenues and receipts.....	31
1939 and estimates for 1940 and 1941.....	32, 404
Analysis.....	1
Back taxes:	
1938 and 1939 (collections).....	2
1939 and estimates for 1940 and 1941.....	32, 404
Assessments by Internal Revenue Bureau.....	146
Carriers Taxing Act taxes. (<i>See</i> Carriers Taxing Act.)	
Customs:	
1789-1939 (warrants issued and daily statement unrevised).....	358
1930-39 (chart 1).....	1
1933-39 (daily statement unrevised).....	43
1938 and 1939 (daily statement unrevised).....	3
1939 by months, and 1938 and 1939 by years (daily statement unrevised).....	337
1939 (warrants issued).....	314
1939 by districts (collecting officers).....	391
1939 and 1940 (estimated) percentage of total receipts.....	31
1939 and estimates for 1940 and 1941.....	32, 406
Estimates for 1940 and 1941, discussion.....	36, 39
Estimates:	
1940 and 1941 by sources.....	32, 404
1940 and 1941, discussion.....	31, 37
Discussion.....	29
Income tax:	
1863-1939 (warrants issued and daily statement unrevised).....	359
1916-39 (collections).....	375
1930-39 (chart 1).....	1
1938 and 1939 (collections).....	2, 372
1939 by months, and 1938 and 1939 by years (daily statement unrevised).....	337
1939 (warrants issued).....	314
1939 by States and Territories (collections).....	378
1939 and 1940 (estimated) percentage of total receipts.....	31
1939 and estimates for 1940 and 1941.....	32, 404
Internal revenue:	
1916-39 by tax sources (collections).....	375
1938 and 1939 by sources, in detail (collections).....	372
1939 by States and Territories (collections).....	378
Miscellaneous:	
1789-1939 (warrants issued and daily statement unrevised).....	358
1938 and 1939 (daily statement unrevised).....	3
1939 by months, and 1938 and 1939 by years (daily statement unrevised).....	337
1939 in detail (warrants issued).....	314
1939 and estimates for 1940 and 1941.....	32, 406
Miscellaneous internal revenue taxes:	
1792-1939 (warrants issued and daily statement unrevised).....	358
1916-39 by tax sources (collections).....	375
1930-39 (chart 1).....	1
1938 and 1939 by major sources (collections).....	2
1938 and 1939 by sources, in detail (collections).....	372
1939 by months, and 1938 and 1939 by years (daily statement unrevised).....	337
1939 (warrants issued).....	314
1939 by States and Territories (collections).....	378
1939 and 1940 (estimated) percentage of total receipts.....	31
1939 and estimates for 1940 and 1941, in detail.....	32, 404
Public debt:	
1939 by months, and 1935-39 by years, and classes (daily statement unrevised).....	354
1939 by classes (daily statement revised).....	353

Receipts—Continued.	Page
Railroad securities.....	79
Social Security Act taxes. (See Federal Insurance Contributions Act; Federal Unemployment Tax Act; Social Security Act.)	
Social Security and Carriers Acts taxes, 1939 by States and Territories (collections).....	378
Trust accounts. (See Trust accounts.)	
Unemployment trust fund. (See Unemployment trust fund.)	
Reclamation fund.....	99
Reconstruction Finance Corporation:	
Allotments of notes on subscriptions among Federal Reserve districts:	
Series N, offered July 11, 1938.....	266
Series P, offered Oct. 24, 1938.....	267
Series R, offered Feb. 6, 1939.....	268
Assets and liabilities.....	494
Contingent liabilities of United States outstanding June 30, 1938 and 1939.....	61
Continued to June 30, 1941.....	21
Expenditures from funds provided by.....	335
Funds made available for recovery and relief.....	341
Interest on obligations of, received:	
1939 (warrants issued).....	314
1939 and estimates for 1940 and 1941.....	407
Notes guaranteed by United States outstanding June 30, 1939.....	482
Notes outstanding.....	21
Obligations canceled.....	18
Offerings of notes:	
July 11, 1938, series N.....	264
Oct. 24, 1938, series P.....	266
Feb. 6, 1939, series R.....	268
Proprietary interest of United States in, by years, 1932-39.....	501
Securities owned by United States.....	60, 491
Securities received from, by Treasury.....	61, 492, 502
Tax-exempt securities outstanding, amount, June 30, 1932-39.....	509
Recovery and relief. (See Expenditures.)	
Redemptions, public debt. (See Public debt, Operations.)	
Refrigerators, mechanical, tax.....	373, 405
Refunds. (See Expenditures.)	
Regional agricultural credit corporations.....	341, 492, 494, 501
Reimbursements:	
1939 receipts, in detail (warrants issued).....	316
1939 receipts and estimates for 1940 and 1941, in detail.....	410
Relief expenditures. (See Expenditures.)	
Relief funds. (See Emergency Relief Appropriation Acts; Expenditures.)	
Rents and royalties, receipts:	
1939 classified (warrants issued).....	317
1939 and estimates for 1940 and 1941, in detail.....	413
Reorganization plans affecting Treasury Department. (See Treasury Department.)	
Repayment of investments, classified:	
1939 (warrants issued).....	318
1939 and estimates for 1940 and 1941, in detail.....	414
Repealed taxes.....	374
Research and Statistics, Division of:	
Administrative report.....	217
Expenditures 1939 (checks issued).....	332
Government Actuary.....	218
Retirement funds:	
Expenditures 1931-39.....	367
Transfers to, 1939 (checks issued).....	325
United States share, 1938 and 1939 (daily statement unrevised).....	341
Retirement of public debt. (See Public debt.)	
Revenue Act of 1939, discussion.....	23
Revenue Act of 1939, major tax rate changes in corporation income tax, legal citations, and effective dates.....	286
Revenue legislation, discussion.....	22

	Page
Revolving funds, expenditures:	
1939 by months, and 1938 and 1939 by years, classified (daily state-	
ment unrevised).....	341
1939 (checks issued).....	325
1939 and estimates for 1940 and 1941.....	417
RFC Mortgage Company:	
Assets and liabilities.....	495
Capital stock owned by United States.....	491
Proprietary interest of United States in, June 30, 1935-39.....	502
Rumania, obligations owned by United States. (<i>See</i> Foreign government	
obligations owned by United States.)	
Rural Electrification Administration.....	61, 314,
	325, 338, 340, 406, 416, 426, 492, 494, 501
Russia, obligations owned by United States:	
Principal June 30, 1939.....	491
Status Nov. 15, 1939.....	513
S	
Safe deposit boxes tax.....	373, 376, 405
Salary Tax Act. (<i>See</i> Acts of 76th Congress; Taxes.)	
Savings Bonds, Division of, administrative report.....	218
Savings Bonds, United States. (<i>See</i> Public debt.)	
Secret Service Division:	
Administrative report.....	218
Counterfeiting.....	218
Expenditures 1939 (checks issued).....	332
Expenditures by States.....	370
Forgeries.....	218
Record, weekly publication of.....	220
Secretary of Agriculture authorized to borrow money on credit of United	
States.....	484
Secretary of Treasury:	
Announcements:	
Oct. 17, 1938, creation of Section of Fine Arts in Procurement	
Division as permanent activity.....	302
Dec. 19, 1938, extension of period during which Central Bank of	
China can obtain dollar exchange for stabilization purposes....	283
Managing trustee of Board of Trustees of Federal Old-Age and	
Survivors Insurance Trust Fund, appointment as.....	47
Memorandum relative to newly mined domestic silver, approved by	
President July 16, 1938.....	282
Orders:	
June 30, 1939, relating to acquisition of sites and construction of	
buildings for Treasury Department activities.....	301
June 30, 1939, relating to examination of claims arising under	
act of June 16, 1934.....	301
Secretaries, Under Secretaries, and Assistant Secretaries of Treasury	
Department, Mar. 4, 1933, to Nov. 15, 1939.....	xiii
Securities (<i>see also</i> Public debt; Tax-exempt securities):	
Destroyed by Destruction Committee, number and value.....	204
Guaranteed by United States. (<i>See</i> Contingent liabilities of United	
States.)	
Held by Treasurer, classified according to purpose for which held,	
June 30, 1938 and 1939.....	224
Investments in trust and special funds, by funds, June 30, 1939.....	81
Issued on credit of United States, June 30, 1939, in detail.....	483
Owned by United States:	
1938 and 1939, June 30, summary.....	60
1939, June 30, in detail.....	491
Discussion.....	18
Receipts:	
1938 and 1939 (daily statement unrevised).....	3
1939 by months, and 1938 and 1939 by years (daily statement	
unrevised).....	337
Interest and dividends 1939 (warrants issued).....	314
Interest and dividends 1939 and estimates for 1940 and 1941.....	406
Reconstruction Finance Corporation obligations canceled.....	18

Securities—Continued.	Page
Safekeeping of, by Division of Loans and Currency.....	199
Transactions by Register of Treasury.....	200
Transactions in United States and insular securities, and in securities of Government corporations and credit agencies, Division of Loans and Currency.....	196
Seed, feed, drought relief, and crop production loans, obligations of farmers for, owned by United States.....	61, 406, 492
Seigniorage. (<i>See Silver.</i>)	
Services, receipts from sales of, classified:	
1939 (warrants issued).....	317
1939 (warrants issued) and estimates for 1940 and 1941 in detail.....	412
Settlement of War Claims Act of 1928 (<i>see also</i> Mixed Claims Commission; Tripartite Claims Commission; War Claims Arbiter), summary.....	72
Shipping Board. (<i>See</i> United States Maritime Commission.)	
Silver (<i>see also</i> Money):	
Acquired by mints and assay offices, classified.....	173
Assets and liabilities of Treasury, June 30, 1938 and 1939 (daily statement unrevised).....	17
Assets and liabilities of Treasury, June 30, 1938 and 1939 (daily statement revised).....	487
Bullion:	
1934-39, June 30, stock.....	505
1939, June 30, held in Treasury.....	507
1939, June 30, stock.....	174
Tax on sales and transfers.....	144, 145, 151, 372, 376, 404
Certificates:	
Held by Treasury offices and Federal Reserve banks, June 30, 1939.....	223
In circulation June 30, 1913-39.....	506
Issued, redeemed, and outstanding.....	223
Stock, held by Federal Reserve banks, and in circulation, June 30, 1939.....	507
Coin, stock June 30, 1939.....	174
Consumption, industrial, 1938 calendar year.....	175
Dollars:	
In circulation June 30, 1913-39.....	506
Stock June 30, 1913-39.....	505
Stock, held in Treasury, held by Federal Reserve banks, and in circulation, June 30, 1939.....	507
Electrolytically refined by Mint Service.....	174
Newly mined domestic, mined prior to midnight, Dec. 31, 1938, memorandum relative to.....	282
Operations of Mint Service.....	172
Prices.....	174
Proclamation, Dec. 31, 1938, relative to newly mined domestic silver.....	20, 282
Production, domestic, 1938 calendar year.....	175
Seigniorage:	
In General Fund balance:	
1938 and 1939, June 30 (daily statement unrevised).....	18
1939 by months (daily statement unrevised).....	488
Receipts:	
1938 and 1939 (daily statement unrevised).....	3
1939 by months, and 1938 and 1939 by years (daily statement unrevised).....	337, 343
1939 (warrants issued).....	321
1939 by Mint Service (warrants issued).....	317
1939 and estimates for 1940 and 1941.....	414, 420, 421
Subsidiary coin:	
In circulation June 30, 1913-39.....	506
Stock June 30, 1913-39.....	505
Stock, held in Treasury, held by Federal Reserve banks, and in circulation, June 30, 1939.....	507
Sinking fund. (<i>See</i> Public debt, Operations.)	
Smuggling. (<i>See</i> Coast Guard; Customs Bureau; Narcotics Bureau.)	
Snuff tax.....	372, 404

	Page
Social Security Act (<i>see also</i> Federal Insurance Contributions Act; Federal Unemployment Tax Act; Taxes):	
Amendments affecting, discussion.....	46
Appropriations and expenditures to June 30, 1939.....	402
Depositaries of public moneys to handle benefit payment accounts..	101
Expenditures:	
1936-39.....	367
1939 by months, and 1936-39 by years, classified (daily state- ment unrevised).....	395
1939.....	521
Grants to States and administrative:	
1939 by months, and 1938 and 1939 by years (daily statement unrevised).....	338
1939, total to June 30, 1939.....	402
1939 and estimates for 1940 and 1941.....	417
Public Health Service, 1939 (checks issued and daily statement unrevised).....	333
Payments to States for public health assistance.....	205
Public health work under.....	50, 205
Refunds to States, 1938 (daily statement unrevised).....	347
Taxes, titles VIII and IX (<i>see also</i> Internal Revenue Bureau, Accounts and Collections Unit):	
1937-39 (collections).....	377
1938 and 1939 (collections).....	374
1939 by months, and 1936-39 by years.....	395
1939 by months, and 1938 and 1939 by years (daily statement unrevised).....	337
1939 (warrants issued).....	314
1939 and estimates for 1940 and 1941.....	32, 405
Claims allowed and refunds and repayments.....	144
Discussion.....	156, 157
Title VIII changed to Federal Insurance Contributions Act.....	35
Title IX changed to Federal Unemployment Tax Act.....	35
Treasury activities under.....	45
Unemployment trust fund. (<i>See</i> Unemployment trust fund.)	
Soft drinks tax.....	376
Special funds, review of transactions in.....	98
Sporting goods tax.....	373
Stabilization fund:	
1938 and 1939, June 30.....	17, 487
Balance sheet and supporting schedules, June 30, 1938 and 1939.....	489
Earnings.....	490
Expenses.....	490
Gold, location of.....	489
Investments.....	490
Stamp taxes (<i>see also</i> Taxes).....	2, 32, 372, 376, 404
States and municipalities:	
Grants to, under Social Security Act, 1939 by months, and 1936-39 by years, classified (daily statement unrevised).....	396
Interest on Public Works Administration loans to, 1939 (warrants issued).....	314
Loans and grants to.....	325, 341, 426
Tax-exempt securities, amount:	
Held in sinking funds June 30:	
1913-39.....	511
1939.....	508
Outstanding June 30:	
1913-39.....	509
1939.....	508
Stationery supplies expenditures. (<i>See</i> Printing, Division of.)	
Strategic and critical materials, acquisition of, portions of act authorizing..	304
Subsidiary silver coin. (<i>See</i> Silver.)	
Subsistence homesteads (<i>see also</i> Farm Security Administration).....	501
Sugar taxes.....	2, 144, 145, 153, 373, 377, 405
Supply, Branch of. (<i>See</i> Procurement Division.)	

	Page
Surplus or deficit of receipts and expenditures:	
1789-1939 (warrants issued and daily statement unrevised)	358
1916-39 (daily statement unrevised)	476
1939 by months, and 1938 and 1939 by years (daily statement unrevised)	342
1939 and estimates for 1940 and 1941	418, 420
Surplus property:	
1938 and 1939	61
1939	492
Sales by Procurement Division	190
Securities received on account of sales, owned by United States 1929-39	501

T

Tax Appeals, United States Board of, cases disposed of in Office of Chief Counsel, Bureau of Internal Revenue	165
Tax Research, Division of, administrative report	221
Taxes, discussion (<i>see also</i> Expenditures, Refunds; Internal Revenue Bureau; Receipts; titles of particular taxes):	
Aircraft contracts, governmental	28
Capital losses of corporations	25
Capital stock, estimates for 1940 and 1941	26, 34, 38
Carriers Taxing Act	159
Changes made by Revenue Act of 1939	23, 26
Corporation income tax, changes made by Revenue Act of 1939	24, 286
Employment, estimates for 1940 and 1941	35, 38
Estate, estimates for 1940 and 1941	34, 38
Excess profits, estimates for 1940 and 1941	33, 37
Income:	
Back	146
Estimates for 1940 and 1941	33, 37
Internal Revenue Code	22
Manufacturers' excise, continuation of certain taxes	24
Miscellaneous internal revenue:	
Continuation of certain taxes	24
Estimates for 1940 and 1941	34, 37
Net operating losses	26
Public Salary Tax Act	23
Social Security Act (<i>see also</i> Federal Insurance Contributions Act; Federal Unemployment Tax Act)	43, 47, 156, 157
Unjust enrichment, estimates for 1941	37
Tax-exempt securities:	
Government issues, provisions of	446
Held by Federal Reserve banks, amount, June 30, 1915-39	511
Held by United States Government, Federal trust funds, and agencies, amount, June 30:	
1914-39 by types of borrowers	510
1939	508
Held in sinking, trust, and investment funds of States, etc., amount, June 30:	
1913-39 by types of borrowers	511
1939	508
Net outstanding issues, amount, June 30:	
1913-39 by types of borrowers	512
1939	508
Outstanding amount, wholly and partially, June 30:	
1913-39 by types of borrowers	509
1939 by classes of borrowers	508
Telegraph, telephone, cable, and radio facilities, etc., tax	2, 373, 376, 405
Tennessee Valley Associated Cooperatives, Inc.	492, 495, 502
Tennessee Valley Authority:	
Assets and liabilities	494
Bonds issued on credit of United States, outstanding June 30, 1939	483
Bonds to be guaranteed by United States	484

Tennessee Valley Authority—Continued.	Page
Contingent liabilities of United States outstanding June 30, 1938 and 1939	61
Expenditures	5, 325, 339, 367, 417
Interest earned on securities 1939 (warrants issued)	314
Proprietary interest of United States in, June 30, 1934-39	501
Securities owned by United States	60, 407, 492
Tax-exempt securities outstanding, amount, June 30, 1939	509
Territories and insular possessions, tax-exempt securities, amount:	
Held in sinking funds June 30:	
1913-39	511
1939	508
Outstanding June 30:	
1913-39	509
1939	508
Tobacco manufacturers taxes (<i>see also</i> Internal Revenue Bureau; Taxes)	2,
	32, 144, 145, 372, 375, 404
Toilet preparations tax	373, 404
Trade agreements. (<i>See</i> Customs Bureau.)	
Treasurer of United States:	
Administrative report	221
Currency Redemption Division	224
Expenditures:	
1939 (checks issued)	332
1939 by States	370
Treasury bills. (<i>See</i> Public debt.)	
Treasury bonds. (<i>See</i> Public debt.)	
Treasury, condition of, June 30, 1938 and 1939	17, 487
Treasury Department (<i>see also</i> Circulars; Orders; Personnel):	
Accounts, description of	312
Acquisition of sites and construction of buildings for activities of, order relating to	301
Administrative and staff officers, Nov. 15, 1939	xiv
Allocations to projects, obligations, and expenditures to June 30, 1939, under Emergency Relief Appropriation Acts	424, 430
Appropriation estimates submitted to Budget and Improvement Committee	105
Claims arising under act of June 16, 1934, order relating to	301
Expenditures:	
1939 by months, and 1938 and 1939 by years (daily statement unrevised)	337
1939 by offices, divisions, etc. (checks issued)	332
1939 and estimates for 1940 and 1941	416
Activities in States and Territories	368
Officers and employees restricted from participation in any property sale held by U. S. authority	299
Official information, regulations governing disclosure of	305
Organization and procedure changes:	
Discussion	52
Orders relating to	299
Public buildings. (<i>See</i> Procurement Division.)	
Reorganization plans, extracts relative to	306
Social Security Act, activities under	45
Work of the finances and of certain offices, responsibility for, assigned to an Assistant to Secretary	300
Treasury notes. (<i>See</i> Public debt.)	
Treasury notes of 1890:	
Held by Treasury offices June 30, 1939	223
In circulation June 30:	
1913-39	506
1939	507
Redeemed and outstanding	223
Treasury savings certificates. (<i>See</i> Public debt.)	
Tripartite Claims Commission, awards:	
Austria	76
Hungary	76

Trust accounts (<i>see also</i> titles of particular funds):	Page
Credits of tax collections to (collections).....	374
Expenditures:	
1939 by months, and 1938 and 1939 by years, classified (daily statement unrevised).....	343
1939 in detail (checks issued).....	322
1939 and estimates for 1940 and 1941.....	418
Explanation of.....	313
Receipts:	
1939 by months, and 1938 and 1939 by years, classified (daily statement unrevised).....	342
1939 in detail (warrants issued).....	318
1939 and estimates for 1940 and 1941, in detail.....	418
Securities held as investments in trust and special funds, by funds, June 30, 1939.....	81
Securities held by Treasurer June 30, 1938 and 1939.....	225
Special Government issues for. (<i>See</i> Public debt.).....	
Status of various accounts.....	81
Tax-exempt securities held in. (<i>See</i> Tax-exempt securities.).....	
Transfers from General Fund:	
1939 by months, and 1938 and 1939 by years, classified (daily statement unrevised).....	341
1939 and estimates for 1940 and 1941, in detail.....	417
Turkey:	
Claims of American nationals against.....	77
Special Claims Commission awards.....	78
U	
Unemployment trust fund (<i>see also</i> Public debt, Special issues):	
Amounts credited to State agencies and withdrawals, by States, June 30, 1939.....	90
Expenditures, withdrawals by States and investments:	
1939 by months, and 1938 and 1939 by years (daily statement unrevised).....	344
1939 total (checks issued).....	335
1939 and estimates for 1940 and 1941.....	419
Receipts, deposits by States and interest:	
1939 by months, and 1938 and 1939 by years (daily statement unrevised).....	343
1939 total (warrants issued).....	321
1939 and estimates for 1940 and 1941.....	419
Statement of, June 30, 1936-39 and monthly 1939.....	400
Status June 30, 1939.....	89
Union Pacific Railroad, Central Branch, amount due United States.....	493
United States Government life insurance fund. (<i>See</i> Government life insurance fund.)	
United States Housing Authority:	
Allotments of notes series B on subscriptions among Federal Reserve districts.....	270
Assets and liabilities.....	494
Contingent liabilities of United States outstanding June 30, 1938 and 1939.....	61
Expenditures.....	329, 338, 341, 417
Interest on notes, 1939 and estimates for 1940 and 1941.....	407
Notes guaranteed by United States outstanding June 30, 1939.....	483
Notes owned by United States.....	60
Offering of notes series B, Jan. 25, 1939.....	269
Proprietary interest of United States in, June 30, 1938 and 1939.....	501
Securities owned by United States.....	492
United States Housing Corporation.....	190, 407, 491, 501
United States Maritime Commission.....	61, 325, 338, 416, 484, 494, 501
United States notes:	
Held by Treasury offices and Federal Reserve banks, June 30, 1939..	223
In circulation June 30, 1913-39.....	506
Issued, redeemed, and outstanding.....	223
Stock June 30, 1913-39.....	505

United States notes—Continued.	Page
Stock, held in Treasury, held by Federal Reserve banks, and in circulation, June 30, 1939.....	507
United States notes and Treasury notes of 1890, gold reserve against, in Treasury June 30:	
1913-39.....	503
1938 and 1939 (daily statement revised).....	487
1938 and 1939 (daily statement unrevised).....	17
United States Railroad Administration.....	501
United States savings bonds. (<i>See</i> Public debt.)	
United States Shipping Board—Merchant Fleet Corporation (<i>see also</i> United States Maritime Commission).....	501
United States Spruce Production Corporation.....	491, 501
Unjust enrichment tax.....	2, 31, 32, 314, 337, 372, 377, 404

V

Venereal diseases. (<i>See</i> Public Health Service.)	
Vessels arriving in United States, 1938 and 1939.....	124
Victory notes. (<i>See</i> Public debt.)	

W

War Claims Arbitrator, awards, summary.....	75
War emergency corporations.....	60, 491, 495, 501
War Finance Corporation (in liquidation):	
Administrative report.....	225
Earnings 1939.....	314, 406
Expenditures (checks issued).....	323
Proprietary interest of United States in, June 30, 1929-39.....	501
Wines tax.....	372, 404
Work relief projects (<i>see also</i> specific bureaus), allocations, obligations, expenditures, and balances, by departments, bureaus, etc.....	424
Works Progress Administration:	
Allocations, expenditures, and balances.....	427
Expenditures:	
1939 by months, and 1938 and 1939 by years (daily statement unrevised).....	340
1939 (checks issued).....	325
1939 by States.....	523
Work Projects Administration, estimates of expenditures for 1940.....	417

Y

Yugoslavia, obligations owned by United States. (<i>See</i> Foreign government obligations owned by United States.)	
--	--

