

Annual Report
of the
Secretary of the Treasury
on the
State of the Finances

For the Fiscal Year Ended June 30, 1952



TREASURY DEPARTMENT

DOCUMENT NO. 3180

Secretary

UNITED STATES GOVERNMENT PRINTING OFFICE, WASHINGTON : 1953

For sale by Superintendent of Documents, U. S. Government Printing Office, Washington 25, D. C.
Price \$2.00 (Paper)

CONTENTS

Statement by the Secretary of the Treasury summarizing Treasury activities since June 25, 1946.....	Page 1
---	-----------

SUMMARY OF FISCAL OPERATIONS

Summary for 1952.....	45
Budget receipts and expenditures.....	47
Budget receipts in 1952.....	47
Estimates of receipts in 1953 and 1954.....	52
Budget expenditures in 1952.....	59
Estimates of expenditures in 1953 and 1954.....	62
Trust account and other transactions.....	63
General fund.....	63
Public debt operations and ownership of Federal securities.....	64
Public debt operations.....	66
Ownership of Federal securities.....	79
Corporations and certain other business-type activities of the Government.....	84
Securities owned by the United States Government.....	86

INTERNATIONAL FINANCIAL AND MONETARY DEVELOPMENTS

Summary for 1952.....	89
-----------------------	----

ADMINISTRATIVE REPORTS

Comptroller of the Currency, Bureau of the.....	99
Customs, Bureau of.....	101
Engraving and Printing, Bureau of.....	114
Fiscal Service.....	126
Internal Revenue, Bureau of.....	153
International Finance, Office of.....	162
Legal Division.....	164
Mint, Bureau of the.....	164
Narcotics, Bureau of.....	170
Practice, Committee on.....	172
Tax Advisory Staff of the Secretary.....	174
Technical Staff, Office of the.....	175
United States Coast Guard.....	176
United States Savings Bonds Division.....	190
United States Secret Service.....	192

EXHIBITS

SUMMARY OF TREASURY ACTIVITIES SINCE JUNE 25, 1946

1. Appendixes A through D.....	199
A. Management of the public debt.....	199
B. Report to the taxpayers on improvements and reorganization of the Bureau of Internal Revenue.....	200
C. Objectives of United States foreign financial policy and programs undertaken in carrying out such policies.....	218
D. Improvements and changes in working operations of the Treasury Department.....	236

PUBLIC DEBT OPERATIONS

Treasury certificates of indebtedness and Treasury bonds

	Page
2. Offering of 1½ percent certificates of Series B-1952.....	255
3. Details of certificate issues and allotments.....	256
4. Call, August 14, 1951, for redemption on December 15, 1951, of 2½ percent Treasury bonds of 1951-53, dated December 22, 1939 (press release of August 14, 1951).....	258
5. Call, November 14, 1951, for redemption on March 15, 1952, of 2½ percent Treasury bonds of 1952-54, dated March 31, 1941 (press release of November 14, 1951).....	258
6. Offering of 2½ percent Treasury bonds of 1957-59 and allotments.....	259
7. Offering of 2½ percent Treasury bonds of 1958.....	261

Treasury bills

8. Inviting tenders for Treasury bills dated September 13, 1951 (press release of September 6, 1951).....	262
9. Acceptance of tenders for Treasury bills dated September 13, 1951 (press release of September 11, 1951).....	263
10. Inviting tenders for the Tax Anticipation Series of Treasury bills dated October 23, 1951 (press release of October 11, 1951).....	264
11. Acceptance of tenders for the Tax Anticipation Series of Treasury bills dated October 23, 1951 (press release of October 18, 1951).....	265
12. Summary of Treasury bill information contained in press releases.....	265
13. Sixth amendment, May 13, 1952, to Department Circular No. 418, relating to the issue and sale of Treasury bills.....	268

Treasury bonds, investment series

14. Offering of additional issue of 2½ percent Treasury Bonds, Investment Series B-1975-80, and allotments.....	268
---	-----

United States savings bonds

15. First amendment, January 9, 1952, to Department Circular No. 885, clarifying the extended maturity value of Series E United States savings bonds.....	272
16. Ninth amendment, January 18, 1952, to Department Circular No. 530, broadening the conditions under which savings bonds registered in the names of two individuals as coowners may be reissued.....	273
17. Tenth amendment, April 29, 1952, to Department Circular No. 530, regulations governing United States savings bonds.....	274
18. Third revision, April 29, 1952, of Department Circular No. 653, offering of Series E United States savings bonds.....	275
19. Offering of Series J and Series K United States savings bonds.....	283
20. Seventh revision, May 21, 1952, of Department Circular No. 530, regulations governing United States savings bonds.....	290
21. Offering of Series H United States savings bonds.....	310

OBLIGATIONS GUARANTEED BY THE UNITED STATES

22. Partial redemption, before maturity, of 2½ percent war housing insurance fund debentures (ninth call).....	315
23. Summary of information contained in circulars pertaining to calls for partial redemption, before maturity, of insurance fund debentures.....	317

PUBLIC DEBT MANAGEMENT

24. Statement by Secretary of the Treasury Snyder before the Subcommittee on General Credit Control and Debt Management of the Joint Committee on the Economic Report, March 10, 1952.....	319
--	-----

TAXATION DEVELOPMENTS

25. Miscellaneous revenue legislation enacted during the Eighty-second Congress.....	323
--	-----

CONTENTS

V

INTERNATIONAL FINANCIAL AND MONETARY DEVELOPMENTS

	Page
26. Report of activities of the National Advisory Council on International Monetary and Financial Problems, April 1, 1951, to September 30, 1951.....	327
27. Third Special Report on the operations and policies of the International Monetary Fund and the International Bank for Reconstruction and Development.....	362
28. Report of activities of the National Advisory Council on International Monetary and Financial Problems, October 1, 1951, to March 31, 1952.....	381
29. Announcement, July 26, 1951, by Secretary of the Treasury Snyder, the Ambassador from Mexico, and the Subdirector of the Bank of Mexico of the execution of a new Stabilization Agreement between the United States and Mexico.....	454
30. Statement, September 7, 1951, by the Treasury Department following Secretary of the Treasury Snyder's meeting with the Chancellor of the Exchequer of the United Kingdom.....	454
31. Statement, September 20, 1951, by Secretary of the Treasury Snyder at the conclusion of the Seventh Session of the North Atlantic Treaty Council in Ottawa.....	454
32. Statement, November 28, 1951, by Secretary of the Treasury Snyder upon adjournment of the Eighth Session of the North Atlantic Council in Rome.....	455
33. Statement, February 25, 1952, by Secretary of the Treasury Snyder upon adjournment of the Ninth Session of the North Atlantic Council in Lisbon.....	455
34. Address, April 4, 1952, by Secretary of the Treasury Snyder at ceremonies marking the third anniversary of the signing of the North Atlantic Treaty.....	456
35. Remarks by Secretary of the Treasury Snyder in connection with the presentation of the Annual Report of the International Fund, September 4, 1952, in Mexico City.....	457
36. Statements relating to foreign assets control and Communist China..	460

SELECTED STATEMENTS BY THE SECRETARY OF THE TREASURY

37. Address by Secretary of the Treasury Snyder before the Army War College Class, Carlisle Barracks, Pa., September 21, 1951.....	462
38. Address by Secretary of the Treasury Snyder before the National Association of Supervisors of State Banks, St. Louis, Mo., September 27, 1951.....	466
39. Address by Secretary of the Treasury Snyder before a meeting of banking correspondents of the First National Exchange Bank, Roanoke, Va., May 3, 1952.....	469
40. Address by Secretary of the Treasury Snyder before the Tennessee State Exchange Clubs, Memphis, Tenn., June 13, 1952.....	472
41. Address by Secretary of the Treasury Snyder before a conference of New Jersey employers at Spring Lake, N. J., August 20, 1952.....	476

ORGANIZATION AND PROCEDURE

42. Treasury Department orders relating to organization and procedure..	478
---	-----

MISCELLANEOUS

43. Treasury Department and General Accounting Office amendment, December 21, 1951, to Joint Regulation No. 3 issued under the Budget Accounting and Procedures Act of 1950.....	488
44. Joint regulation and departmental circulars pertaining to small purchases utilizing imprest funds.....	489
45. Letter of the Postmaster General to the Secretary of the Treasury certifying extraordinary expenditures contributing to the deficiencies of postal revenues for the fiscal year 1952.....	498

TABLES

Explanation of bases used in tables.....	501
Description of accounts through which Treasury operations are effected..	503

FISCAL OPERATIONS

	Page
1. Summary of fiscal operations, 1932-52 and monthly 1952.....	506
RECEIPTS AND EXPENDITURES	
2. Receipts and expenditures, 1789-1952.....	508
3. Budget receipts and expenditures, in detail, monthly for 1952 and totals for 1951 and 1952.....	514
4. Trust account and other transactions, in detail, monthly for 1952 and totals for 1951 and 1952.....	536
5. Budget receipts and expenditures by major classifications, 1944-52....	546
6. Trust account and other transactions by major classifications, 1944-52..	548
7. Internal revenue collections by tax sources, 1929-52.....	550
8. Customs collections and refunds, 1951 and 1952.....	555
9. Amounts deposited by the Federal Reserve Banks in the Treasury as miscellaneous receipts representing interest charges on Federal Reserve notes, 1950-52.....	555
10. Postal receipts and expenditures, 1911-52.....	556

PUBLIC DEBT, GUARANTEED OBLIGATIONS, ETC.

Outstanding public debt, guaranteed obligations, etc.

11. Principal of the public debt, 1790-1952.....	557
12. Public debt and guaranteed obligations, June 30, 1934-52.....	559
13. Public debt, by security classes, June 30, 1942-52.....	560
14. Guaranteed obligations held outside the Treasury, classified by issuing Government corporations and other business-type activities, June 30, 1942-52.....	562
15. Contingent liabilities, June 30, 1942-52.....	563
16. Maturity distribution of marketable, interest-bearing public debt and guaranteed obligations, June 30, 1942-52.....	563
17. Summary of public debt and guaranteed obligations, by security classes, June 30, 1952.....	564
18. Description of public debt issues outstanding June 30, 1952.....	566
19. Description of guaranteed obligations held outside the Treasury, June 30, 1952.....	580
20. Description of contingent liabilities outstanding June 30, 1952.....	582
21. Statutory limitation on the public debt and guaranteed obligations, June 30, 1952.....	583

Operations in the public debt, etc.

22. Public debt receipts and expenditures, by security classes, monthly for 1952 and totals for 1951 and 1952.....	584
23. Changes in public debt issues, 1952.....	592
24. Issues, maturities, and redemptions of interest-bearing public debt securities, excluding special issues, July 1951-June 1952.....	607
25. Certificates of indebtedness, special series, issues and redemptions, 1952.....	623
26. Public debt increases and decreases, and balances in the general fund, 1916-52.....	624
27. Statutory debt retirements, 1918-52.....	625
28. Cumulative sinking fund, 1921-52.....	626
29. Transactions on account of the cumulative sinking fund, 1952.....	626

United States savings bonds and Treasury savings notes

30. Summary of sales and redemptions of savings bonds by series, 1935-52 and monthly 1952.....	627
31. Sales and redemptions of Series E through K savings bonds by series, 1941-52 and monthly 1952.....	628
32. Sales of Series E through K savings bonds by denominations, 1941-52 and monthly 1952.....	631
33. Redemptions of Series E, F, and G savings bonds by denominations, 1941-52 and monthly 1952.....	633
34. Sales of Series E through K savings bonds by States, 1952 and cumulative.....	634

CONTENTS

VII

	Page
35. Percent of savings bonds sold in each year redeemed through each yearly period thereafter, by denominations.....	635
36. Sales and redemptions of Treasury savings notes, August 1941-June 1952.....	640

Interest on public debt and guaranteed obligations

37. Amount of interest-bearing public debt outstanding, the computed annual interest charge, and the computed rate of interest, June 30, 1916-52, and at end of each month during 1952.....	641
38. Computed annual interest charge and computed annual interest rate on the public debt by security classes, June 30, 1939-52.....	642
39. Interest on the public debt becoming due and payable, by security classes, 1949-52.....	644
40. Interest paid on the public debt and guaranteed obligations, by tax status, 1934-52.....	645

Prices and yields of securities

41. Average yields of long-term Treasury bonds, by months, January 1930-June 1952.....	646
42. Prices and yields of marketable public debt issues, June 30, 1951 and 1952, and price ranges since first traded.....	647

GOLD, SILVER, AND GENERAL FUND ASSETS AND LIABILITIES

43. Assets and liabilities of the Treasury, June 30, 1951 and 1952.....	649
---	-----

TRUST AND SPECIAL FUNDS FOR WHICH INVESTMENTS ARE MADE BY THE TREASURY DEPARTMENT

44. Holdings of Federal securities by Government agencies and accounts, June 30, 1942-52.....	650
45. Adjusted service certificate fund.....	652
46. Ainsworth Library fund, Walter Reed General Hospital.....	653
47. Alien property trust fund.....	653
48. Civil service retirement and disability fund.....	654
49. District of Columbia teachers' retirement and annuity fund—Assets held by the Treasury Department.....	656
50. District of Columbia water fund—Investments held by the Treasury Department.....	656
51. Assets held by the Treasury Department under relief and rehabilitation, Workmen's Compensation Act within the District of Columbia.....	657
52. Federal old-age and survivors insurance trust fund.....	657
53. Foreign service retirement and disability fund.....	659
54. Library of Congress trust fund.....	660
55. Relief and rehabilitation, Longshoremen's and Harbor Workers' Compensation Act, as amended—Assets held by the Treasury Department.....	662
56. National Archives gift fund.....	662
57. National park trust fund.....	663
58. National service life insurance fund.....	664
59. Pershing Hall Memorial fund.....	665
60. Public Health Service gift funds—Investments held by the Treasury Department.....	665
61. Railroad retirement account.....	666
62. Unemployment trust fund.....	667
63. U. S. Government life insurance fund—Investments.....	670
64. U. S. Naval Academy general gift fund.....	670

CORPORATIONS AND CERTAIN OTHER BUSINESS-TYPE ACTIVITIES OF THE GOVERNMENT

65. Borrowing power and outstanding issues of Government corporations and certain other business-type activities whose obligations are guaranteed by the United States or issued to the Secretary of the Treasury, June 30, 1952.....	671
66. Treasury holdings of bonds and notes issued by Government corporations and other business-type activities, June 30, 1942-52.....	673

	Page
67. Description of Treasury holdings of bonds and notes issued by Government corporations and other business-type activities, June 30, 1952.	674
68. Transactions relating to Treasury holdings of bonds and notes issued by Government corporations and other business-type activities, 1952.	676
69. Comparative statement of the combined net investment of the United States with respect to Government corporations and certain other assets and liabilities pertaining to business-type activities, June 30, 1943-52.	678
70. Balance sheets of Government corporations and certain other business-type activities, June 30, 1952.	680
71. Income and expense of Government corporations and certain other business-type activities, 1952.	686
72. Source and application of funds of Government corporations and certain other business-type activities, 1952.	692
73. Restoration of capital impairment of the Commodity Credit Corporation as of June 30, 1952.	698
74. Reconstruction Finance Corporation notes canceled through June 30, 1951, and recoveries during 1952.	698
75. Securities owned by the Government (other than World War I and World War II foreign government obligations), June 30, 1952, and changes during 1952.	699
76. Capital stock of Federal home loan banks held on June 30, 1951, and repayments on capital stock and dividends earned by the Treasury during 1952.	704
77. Securities acquired under the Transportation Act of 1920, or in exchange for securities so acquired by reason of subsequent railroad reorganizations, and held by the Treasury and the Reconstruction Finance Corporation, June 30, 1952.	704
78. Dividends, interest, etc., received by the Treasury from Government corporations and other enterprises, 1952.	705
STOCK AND CIRCULATION OF MONEY IN THE UNITED STATES	
79. Stock of money, money in the Treasury, in the Federal Reserve Banks, and in circulation, by kinds, June 30, 1952.	706
80. Stock of money, money in the Treasury, in the Federal Reserve Banks, and in circulation, June 30, 1913-52.	708
81. Stock of money, by kinds, June 30, 1913-52.	709
82. Money in circulation, by kinds, June 30, 1913-52.	710
83. Paper currency issued and redeemed during 1952, and outstanding June 30, 1952, by classes and denominations.	711
CUSTOMS STATISTICS	
84. Summary of customs collections and expenditures, 1952.	711
85. Customs collections and payments, by districts, 1952.	712
86. Values of dutiable and taxable imports for consumption and estimated duties and taxes collected by tariff schedules, fiscal years 1951 and 1952.	714
87. Value of dutiable imports and amounts of duties collected at specific, ad valorem, and compound rates, fiscal years 1938-52.	714
88. Estimated customs duties, value of imports entered for consumption, and ratio of duties to value of imports, calendar years 1942-51 and monthly January 1951-June 1952.	715
89. Estimated customs duties, value of dutiable imports, and ratio of duties to value of imports, by tariff schedules, calendar years 1942-51 and monthly January 1951-June 1952.	716
90. Value of dutiable imports and estimated duties collected, by countries, 1951 and 1952.	720
91. Number of entries of merchandise, 1951 and 1952.	721
92. Vehicles and persons entering the United States, 1951 and 1952.	722
93. Airplanes and airplane passengers entering the United States, 1951 and 1952.	722
94. Drawback transactions, 1951 and 1952.	723
95. Principal commodities on which drawback was paid, 1951 and 1952.	723
96. Seizures for violations of customs laws, 1951 and 1952.	724

CONTENTS

IX

Page

- 97. Seizures for violations of customs laws, by agencies participating, 1952..... 725
- 98. Investigative and patrol activities, 1951 and 1952..... 725

FEDERAL AID TO STATES

- 99. Expenditures for Federal aid to States, individuals, etc., 1930, 1940, 1950, and 1952..... 726
- 100. Expenditures made by the Government as direct payments to States under cooperative arrangements and expenditures within States which provided relief and other aid, 1952..... 732

GOVERNMENT LOSSES IN SHIPMENT

- 101. Status June 30, 1952, of the revolving fund established under authority of the Government Losses in Shipment Act..... 745
- 102. Reported value of shipments made by or for the account of Government departments and agencies under coverage of the Government Losses in Shipment Act, as amended, 1938-52..... 745
- 103. Estimated amounts of insurance premium savings to the Government on shipments made by or for the account of Government departments and agencies under coverage of the Government Losses in Shipment Act, as amended, 1938-52..... 746
- 104. Agreements of indemnity issued by the Treasury under authority of the Government Losses in Shipment Act, as amended, August 10, 1939-June 30, 1952..... 746
- 105. Number and amount of claims made and settled under authority of the Government Losses in Shipment Act, as amended, August 15, 1937-June 30, 1952..... 747

INTERNATIONAL CLAIMS

- 106. Status of the Mexican claims fund, June 30, 1952..... 747
- 107. Number and amount of awards of the Mixed Claims Commission, United States and Germany, certified to the Secretary of the Treasury by the Secretary of State, the amount paid, and balance due, through June 30, 1952..... 748

MISCELLANEOUS

- 108. Treasury cash income and outgo, 1943-52..... 750
- 109. Federal fiscal operations and the Nation's financial structure, 1943-52..... 754
- 110. Status June 30, 1952, of the special trust account for the payment of bonds of the Philippines, its provinces, cities, and municipalities, issued prior to May 1, 1934, under authority of acts of Congress... 756
- 111. Assets and liabilities of the exchange stabilization fund, June 30, 1951 and 1952..... 757
- 112. Foreign currency transactions in the accounts of the Treasurer during 1952 and balances June 30, 1951 and 1952..... 759
- 113. Indebtedness of foreign governments to the United States arising from World War I, and payments thereon as of July 1, 1952..... 760
- 114. World War I indebtedness of Germany to the United States and amounts paid and not paid, June 30, 1952..... 762
- 115. Accounts receivable under active agreements with foreign governments involving lend-lease articles and surplus property, June 30, 1952 (World War II)..... 763

OWNERSHIP OF GOVERNMENTAL SECURITIES

- 116. Estimated ownership of all interest-bearing governmental securities outstanding, classified by type of issuer, June 30, 1937-52..... 764
- 117. Estimated distribution of interest-bearing governmental securities outstanding June 30, 1939-52, classified by tax status and type of issuer..... 766
- 118. Summary of Treasury survey of ownership of interest-bearing public debt and guaranteed obligations, June 30, 1951 and 1952..... 768

CONTENTS

BUDGET ESTIMATES

	Page
119. Budget receipts and expenditures, actual for 1952 and estimated for 1953 and 1954.....	770
120. Trust account and other transactions, actual for 1952 and estimated for 1953 and 1954.....	774
121. Effect of financial operations on the public debt, actual for 1952 and estimated for 1953 and 1954.....	775
INDEX.....	777

NOTE

In tables where figures have been rounded to a specified unit, all calculations (including percentages) have been made from unrounded figures. Consequently the details may not check to the totals shown.

**SECRETARIES, UNDER SECRETARIES, AND ASSISTANT SECRETARIES
OF THE TREASURY DEPARTMENT FROM MARCH 4, 1933, TO NOVEM-
BER 15, 1952,¹ AND THE PRESIDENTS UNDER WHOM THEY SERVED**

Term of service		Official	Served under—	
From—	To—		Secretary of the Treasury	President
Secretary of the Treasury				
Mar. 4, 1933	Dec. 31, 1933	William H. Woodin, New York.....		Roosevelt.
Jan. 1, 1934	July 22, 1945	Henry Morgenthau, Jr., New York.....		Roosevelt, Truman.
July 23, 1945	June 23, 1946	Fred M. Vinson, Kentucky.....		Truman.
June 25, 1946		John W. Snyder, Missouri.....		Truman.
Under Secretary				
May 19, 1933	Nov. 16, 1933	Dean G. Acheson, Maryland.....	Woodin.....	Roosevelt.
Nov. 17, 1933	Dec. 31, 1933	Henry Morgenthau, Jr., New York.....	Woodin.....	Roosevelt.
May 2, 1934	Feb. 15, 1936	Thomas Jefferson Coolidge, Massachusetts.....	Morgenthau.....	Roosevelt.
Jan. 29, 1937	Sept. 15, 1938	Roswell Magill, New York.....	Morgenthau.....	Roosevelt.
Nov. 1, 1938	Dec. 31, 1939	John W. Hanes, North Carolina.....	Morgenthau.....	Roosevelt.
Jan. 18, 1940	Dec. 31, 1945	Daniel W. Bell, Illinois.....	Morgenthau, Vinson.....	Roosevelt, Truman.
Mar. 4, 1946	Jan. 14, 1947	O. Max Gardner, North Carolina.....	Vinson, Snyder.....	Truman.
Jan. 23, 1947	July 14, 1948	A. L. M. Wiggins, South Carolina.....	Snyder.....	Truman.
July 15, 1948		Edward H. Foley, New York.....	Snyder.....	Truman.
Assistant Secretaries				
Apr. 18, 1933	Feb. 15, 1936	Lawrence W. Robert, Jr., Georgia.....	Woodin, Morgenthau.....	Roosevelt.
June 6, 1933	Sept. 30, 1939	Stephen B. Gibbons, New York.....	Woodin, Morgenthau.....	Roosevelt.
June 12, 1933	Dec. 12, 1933	Thomas Hewes, Connecticut.....	Woodin.....	Roosevelt.
Dec. 1, 1934	Nov. 1, 1937	Josephine Roche, Colorado.....	Morgenthau.....	Roosevelt.
Feb. 19, 1936	Feb. 28, 1939	Wayne C. Taylor, Illinois.....	Morgenthau.....	Roosevelt.
July 1, 1938	Oct. 31, 1938	John W. Hanes, North Carolina.....	Morgenthau.....	Roosevelt.
June 23, 1939	Dec. 2, 1945	Herbert E. Gaston, New York.....	Morgenthau, Vinson.....	Roosevelt, Truman.
Jan. 18, 1940	Nov. 30, 1944	John L. Sullivan, New Hampshire.....	Morgenthau.....	Roosevelt.
Jan. 24, 1945	May 1, 1946	Harry D. White, Maryland.....	Morgenthau, Vinson.....	Roosevelt, Truman.
Apr. 15, 1946	July 14, 1948	Edward H. Foley, New York.....	Vinson, Snyder.....	Truman.
July 16, 1948		John S. Graham, North Carolina.....	Snyder.....	Truman.
Feb. 8, 1949	Mar. 31, 1951	William McChesney Martin, Jr., New York.....	Snyder.....	Truman.
Jan. 24, 1952		Andrew N. Overby, District of Columbia.....	Snyder.....	Truman.
Fiscal Assistant Secretary				
Mar. 16, 1945		Edward F. Bartelt, Illinois.....	Morgenthau, Vinson, Snyder.	Roosevelt, Truman.
Administrative Assistant Secretary				
Aug. 2, 1950		William W. Parsons, California.....	Snyder.....	Truman.

¹ For officials since 1789 see annual report for 1932, pp. xvii to xxi, and corresponding table in annual report for 1933.

PRINCIPAL ADMINISTRATIVE AND STAFF OFFICERS OF THE TREASURY DEPARTMENT AS OF NOVEMBER 15, 1952

SECRETARY

JOHN W. SNYDER

Edward H. Foley.....	Under Secretary of the Treasury.
John S. Graham.....	Assistant Secretary of the Treasury.
Andrew N. Overby.....	Assistant Secretary of the Treasury.
Edward F. Bartelt.....	Fiscal Assistant Secretary of the Treasury.
William W. Parsons.....	Administrative Assistant Secretary.
Thomas J. Lynch.....	General Counsel.
A. L. M. Wiggins.....	Assistant to the Secretary.
Frank A. Southard, Jr.....	Special Assistant to the Secretary.
Leon M. Siler.....	Director of Information.
M. L. Harney.....	Technical Assistant to the Secretary, Enforcement.

OFFICE OF THE UNDER SECRETARY EDWARD H. FOLEY¹

Captain Ernest R. Feidler, U. S. C. G.....	Aide and Assistant to the Under Secretary.
Elmer T. Acken.....	Assistant to the Under Secretary.

OFFICE OF ASSISTANT SECRETARY JOHN S. GRAHAM¹

Kennedy C. Watkins.....	Assistant to Assistant Secretary.
-------------------------	-----------------------------------

OFFICE OF THE FISCAL ASSISTANT SECRETARY EDWARD F. BARTELT¹

William T. Heffelfinger.....	Assistant to the Fiscal Assistant Secretary.
Hampton A. Rabon, Jr.....	Technical Assistant to the Fiscal Assistant Secretary.
Martin L. Moore.....	Technical Assistant to the Fiscal Assistant Secretary.
Frank F. Dietrich.....	Technical Assistant to the Fiscal Assistant Secretary.
Maurace E. Roebuck.....	Administrative Assistant to the Fiscal Assistant Secretary.
George F. Stickney.....	Head, Fiscal Service Operations and Methods Staff.

OFFICE OF ADMINISTRATIVE ASSISTANT SECRETARY WILLIAM W. PARSONS¹

William L. Lynch.....	Assistant to the Administrative Assistant Secretary.
Willard L. Johnson.....	Budget Officer.
Howard M. Nelson.....	Assistant Budget Officer.
James H. Hard, II.....	Director of Personnel.
Joseph A. Jordan.....	Assistant Director of Personnel.
Paul McDonald.....	Director of Administrative Services.
Elvus W. Proud.....	Superintendent, Division of Treasury Buildings.
Edward E. Berney.....	Chief, Division of Buildings Surveys.
Henry L. Merricks.....	Chief, Division of Office Services.

OFFICE OF THE GENERAL COUNSEL THOMAS J. LYNCH

Elting Arnold.....	Assistant General Counsel.
John K. Carlock.....	Assistant General Counsel.
Charles W. Davis.....	Assistant General Counsel.
Charles R. McNeill.....	Assistant General Counsel.
Vance N. Kirby.....	Tax Legislative Counsel.
Raphael Sherfy.....	Associate Tax Legislative Counsel.
Robert F. Magill.....	Assistant Tax Legislative Counsel.
Frederick C. Lusk.....	Assistant Tax Legislative Counsel.
Hugo A. Ranta.....	Assistant to the General Counsel.
George Bronz.....	Special Assistant to the General Counsel.
Lawrence Linville.....	Special Assistant to the General Counsel.
Kenneth S. Harrison.....	Chief Counsel, U. S. Coast Guard.
John F. Anderson.....	Chief Counsel, Office of the Comptroller of the Currency.
Robert Chambers.....	Chief Counsel, Bureau of Customs.
Charles W. Davis.....	Chief Counsel, Bureau of Internal Revenue.
Elting Arnold.....	Chief Counsel, Office of International Finance.
Edwin F. Rains.....	Chief Counsel, Foreign Assets Control.
Alfred L. Tennyson.....	Chief Counsel, Bureau of Narcotics.
Wiley M. Fuller.....	Chief Counsel, Bureau of the Public Debt.
George F. Reeves.....	Chief Counsel to the Fiscal Assistant Secretary.

OFFICE OF THE TECHNICAL STAFF

George C. Haas.....	Director of the Technical Staff.
Sidney G. Tickton.....	Assistant Director.
Edmund M. Daggitt.....	Assistant Director.
Thomas F. Leahy.....	Assistant Director.
Robert P. Mayo.....	Assistant Director.
Cedric W. Kroll.....	Acting Government Actuary.
Anna M. Michener.....	Assistant to the Director.
William M. Weir.....	Administrative Assistant to the Director.
Isabella S. Diamond.....	Librarian.

¹ See organization chart.

OFFICE OF INTERNATIONAL FINANCE

George H. Willis.....	Director.
Charles Dillon Glendinning.....	Deputy Director and Secretary, National Advisory Council.
William L. Hebbard.....	Assistant Director.
Elting Arnold.....	Acting Director, Foreign Assets Control.
Judd Polk.....	Chief, British Commonwealth and Middle East Division.
Morris J. Fields.....	Chief, Commercial Policy and United Nations Division.
James E. Wood.....	Chief, European Division.
Arthur W. Stuart.....	Chief, Far Eastern Division.
Robert J. Schwartz.....	Acting Chief, International Statistics Division.
John S. deBeers.....	Chief, Latin American Division.
George A. Eddy.....	Chief, Stabilization Fund, Gold and Silver Division.
Chester L. Candler.....	Secretary, National Advisory Council Staff Committee.
Mary C. Hall.....	Administrative Assistant to the Director.
Walter F. White.....	Budget Officer.

TAX ADVISORY STAFF OF THE SECRETARY

L. L. Ecker-Racz.....	Director.
F. Newell Campbell.....	Associate Director.
Richard E. Slitor.....	Taxation Specialist.
Joseph A. Pechman.....	Taxation Specialist.
George E. Lent.....	Economist.
John Copeland.....	Economist.

OFFICE OF THE COMPTROLLER OF THE CURRENCY

Preston Delano.....	Comptroller of the Currency.
L. A. Jennings.....	First Deputy Comptroller of the Currency.
W. M. Taylor.....	Second Deputy Comptroller of the Currency.
G. W. Garwood.....	Third Deputy Comptroller of the Currency.
W. P. Folger.....	Chief National Bank Examiner.

BUREAU OF CUSTOMS

Frank Dow.....	Commissioner of Customs.
D. B. Strubinger.....	Assistant Commissioner of Customs.
W. R. Johnson.....	Special Assistant to the Commissioner.
Burke H. Flinn.....	Administrative Officer.
Walter G. Roy.....	Deputy Commissioner of Appraisement Administration.
C. A. Emerick.....	Deputy Commissioner of Investigations.
Lawton M. King.....	Deputy Commissioner of Management and Controls.
G. H. Griffith.....	Chief, Division of Drawbacks, Enforcement, and Quotas.
W. E. Higman.....	Chief, Division of Classification, Entry, and Value.
H. E. Sweet.....	Chief, Division of Marine Administration.
J. F. Williams.....	Chief, Division of Laboratories.

BUREAU OF ENGRAVING AND PRINTING

Alvin W. Hall.....	Director, Bureau of Engraving and Printing.
Henry J. Holtzclaw.....	Associate Director.
Thomas F. Slattery.....	Assistant Director.

BUREAU OF ACCOUNTS (IN THE FISCAL SERVICE)

Robert W. Maxwell.....	Commissioner of Accounts.
Gilbert L. Cake.....	Associate Commissioner.
Harold R. Gearhart.....	Deputy Commissioner.
Edmund C. Nussar.....	Assistant Deputy Commissioner.
Wallace E. Barker, Jr.....	Assistant Commissioner for Administration.
Stephen P. Gerardi.....	Executive Assistant to the Commissioner.
Paul D. Banning.....	Chief Disbursing Officer.
Julian F. Cannon.....	Assistant Chief Disbursing Officer.
Charles O. Bryant.....	Assistant Chief Disbursing Officer.
George Friedman.....	Technical Assistant to the Commissioner.
Boyd A. Evans.....	Assistant to the Associate Commissioner.

BUREAU OF THE PUBLIC DEBT (IN THE FISCAL SERVICE)

Edwin L. Kilby.....	Commissioner of the Public Debt.
Donald M. Merritt.....	Assistant Commissioner.
Ross A. Heffelfinger, Jr.....	Deputy Commissioner in Charge, Washington Office.
Charles D. Peyton.....	Deputy Commissioner in Charge, Chicago Office.

OFFICE OF THE TREASURER OF THE UNITED STATES (IN THE FISCAL SERVICE)

Georgia Neese Clark.....	Treasurer of the United States.
Mabelle Kennedy.....	Assistant Treasurer.
Frederick L. Church.....	Deputy and Acting Treasurer.
Edmund Doolan.....	Assistant Deputy Treasurer.
Grover C. Emerson.....	Staff Assistant.

BUREAU OF INTERNAL REVENUE

John B. Dunlap.....	Commissioner of Internal Revenue.
Norman A. Sugarman.....	Assistant Commissioner (Technical).
Justin F. Winkle.....	Assistant Commissioner (Operations).

XIV PRINCIPAL ADMINISTRATIVE AND STAFF OFFICERS

Edgar E. Hoppe.....	Assistant Commissioner (Inspection).
Thomas C. Atkeson.....	Assistant to the Commissioner.
Emmett E. Cook, Jr.....	Administrative Assistant to the Commissioner.
Leo Speer.....	Technical Advisor to the Commissioner.

BUREAU OF THE MINT

Nellie Tayloe Ross.....	Director of the Mint.
Leland Howard.....	Assistant Director.

BUREAU OF NARCOTICS

Harry J. Anslinger.....	Commissioner of Narcotics.
George W. Cunningham.....	Deputy Commissioner.
Benjamin T. Mitchell.....	Assistant to the Commissioner.

UNITED STATES COAST GUARD

Vice Admiral Merlin O'Neill.....	Commandant, U. S. Coast Guard.
Rear Admiral Alfred C. Richmond.....	Assistant Commandant and Chief of Staff.
Captain Ira E. Eskridge.....	Deputy Chief of Staff.
Rear Admiral Kenneth K. Cowart.....	Engineer in Chief.
Rear Admiral Halert C. Shephard.....	Chief, Office of Merchant Marine Safety.
Rear Admiral Raymond J. Mauerman.....	Chief, Office of Operations.
Rear Admiral James A. Hirshfield.....	Chief, Office of Personnel.
Captain Charles B. Arrington.....	Comptroller.

UNITED STATES SAVINGS BONDS DIVISION

Vernon L. Clark.....	National Chairman, U. S. Defense Bond Program.
Merrill L. Predmore.....	Acting National Director.

UNITED STATES SECRET SERVICE

U. E. Baughman.....	Chief, U. S. Secret Service.
Carl Dickson.....	Assistant Chief.
Harry E. Neal.....	Executive Aide to the Chief.
George W. Taylor.....	Administrative Officer.

STANDING DEPARTMENTAL COMMITTEES

COMMITTEE ON PRACTICE

John L. Graves.....	Chairman.
Hessel E. Yntema.....	Member.
Captain Ernest R. Feidler, U. S. C. G.....	Member.

TREASURY DEPARTMENT MANAGEMENT COMMITTEE

William W. Parsons.....	Chairman.
Thomas C. Atkeson.....	Member.
John K. Carlock.....	Member.
William T. Heffelfinger.....	Member.
Henry J. Holtzclaw.....	Member.
Leland Howard.....	Member.
Rear Admiral Alfred C. Richmond, U. S. C. G.....	Member.
D. B. Strubinger.....	Member.
M. L. Harney.....	Member.

TREASURY AWARDS COMMITTEE

William L. Lynch.....	Chairman.
James H. Stover.....	Vice Chairman.
John K. Carlock.....	Member.
James H. Hard II.....	Member.
William T. Heffelfinger.....	Member.
Henry J. Holtzclaw.....	Member.
Leland Howard.....	Member.
Willard L. Johnson.....	Member.
Richard W. Nelson.....	Member.
Captain Ira Eskridge, U. S. C. G.....	Member.
Lawton M. King.....	Member.
M. L. Harney.....	Member.

LOYALTY BOARD

James H. Hard II.....	Chairman.
Hugo A. Ranta.....	Member.
William T. Heffelfinger.....	Member.

WAGE BOARD

James H. Hard II.....	Chairman.
Willard L. Johnson.....	Member.
William T. Heffelfinger.....	Member.

INTERDEPARTMENTAL SAVINGS BOND COMMITTEE

Edward F. Bartelt.....	Chairman.
------------------------	-----------

FAIR EMPLOYMENT OFFICER

Maurace E. Roebuck.

•ORGANIZATION OF THE DEPARTMENT OF THE TREASURY•

November 15, 1952

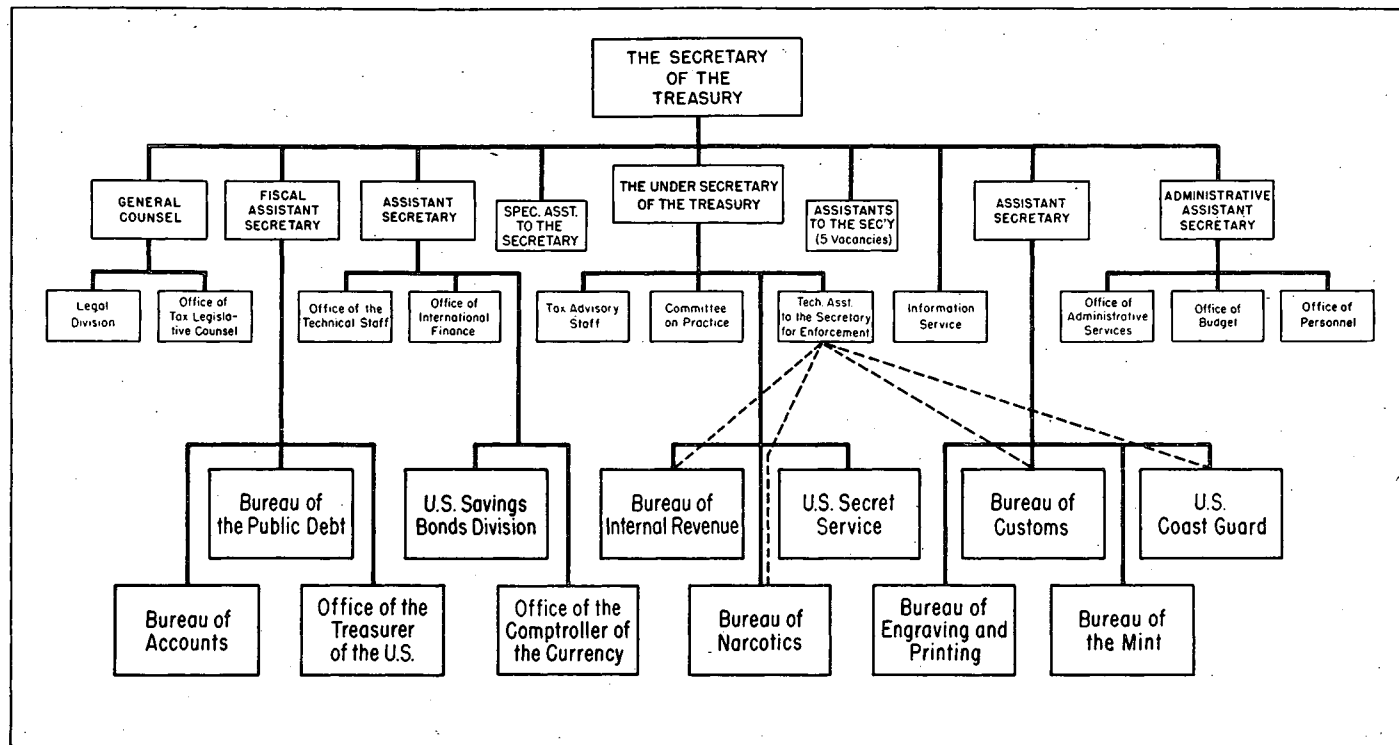


CHART 1

ANNUAL REPORT ON THE FINANCES

TREASURY DEPARTMENT,
Washington, D. C., January 14, 1953

SIRS: I have the honor to report to you on the finances of the Federal Government for the fiscal year ended June 30, 1952.

During this year, the Nation successfully completed a critical phase of the expansion of the defense program. This was achieved with comparatively little economic dislocation. The Nation's underlying economic strength continued to grow and expand along with accelerating defense activities. The Treasury's fiscal policies have played an important role in the attainment of these objectives, within the framework of a stable, expanding economy.

The six fiscal years since the close of World War II, ending with the fiscal year 1952, represent a period of important developments in fiscal policies and operations. I am taking this occasion, therefore, to review the functioning of the Nation's finances during this 6-year period, which coincides with my term of office as Secretary of the Treasury.

During this 6-year period, the Government first had to adjust to the problems arising from the aftermath of the war and subsequently to the task of rearming to meet the Communist challenge. Accordingly, my report describes the various measures taken to finance the Government's activities, and deals with the whole range of Treasury policies in the fields of debt management, taxation, international financial relations, and improvement in operating activities, against the background of national economic developments.

One of the major problems facing the Treasury when I took the oath of office on June 25, 1946, was the achievement of a balance between revenues and expenditures which would provide for a surplus of revenues to be applied to debt reduction. On the day that I took office, I said: "It is the responsibility of the Government to reduce its expenditures in every possible way, to maintain adequate tax rates . . . and to achieve a balanced budget—or better . . ."

It was recognized that the problems of Treasury and general Government policy involved in changing over from a deficit situation to a balanced budget or better were extremely complex. There was widespread public agitation for across-the-board reductions in taxes and for the abolition of various special taxes which had been put into

effect during the war. While many improvements in the structure of our wartime tax system were clearly called for, the size of our large wartime debt made it imperative that we give consideration to the need for debt reduction, along with the need for improvements and revisions in the wartime tax structure. By the middle of 1946, it was already evident that fulfilling these requirements would be a task of major proportions.

Our public debt had increased five-fold during World War II, and on June 30, 1946, amounted to \$270 billion. The Government's obligations represented 60 percent of all outstanding debt, public and private, as compared with less than one-fourth in 1939, before the United States started its World War II defense and war finance program.

Of the \$270 billion total public debt in June 1946, commercial banks held \$84½ billion, representing 71 percent of their earning assets, and the Federal Reserve Banks held \$23½ billion. It was recognized that this bank-held debt had an inflationary potential; and that every effort would have to be made in the interests of a sound peacetime economy to reduce the volume of securities held by the commercial banking system.

The Government security holdings of individuals represented another type of problem. As a result of the intensive sales programs of the World War II period; and the response of the people to these drives, Government security holdings of individuals, including marketable as well as nonmarketable issues, had jumped from \$10 billion before the war to \$64 billion on June 30, 1946. Widespread ownership of the securities of the Government was essential to sound public debt management in the years ahead. It was of the greatest importance that individuals retain their holdings of Government obligations and, if possible, increase them. But could this be achieved if widespread unemployment developed, and the funds invested in savings bonds were required to tide people over an emergency period? A depression had occurred after every other major war in our history. There were many who felt that it would occur again; and that it would inevitably be accompanied by a wholesale liquidation of savings bonds.

Still another area of uncertainty was represented by the large volume of Government securities held by nonbank financial institutions such as insurance companies and mutual savings banks. In June 1946, the \$11½ billion of Government obligations held by mutual savings banks constituted about 64 percent of their total assets. The corresponding percentage for life insurance companies was 46 percent. Other insurance companies were in a similar situation. In addition, other nonbank investors—business corporations, State and local governments, and others—had substantial amounts of funds invested in

Government issues. It could be foreseen that all of these institutions and organizations would need to draw upon at least a part of their Government security investments in order to finance reconversion and expansion programs of private business and of State and local governmental units, once the peacetime economy got fully under way.

In view of these circumstances, it was clear that the Treasury had a double task. It would have to promote fiscal programs and conduct financing and debt management operations in such a way as to safeguard at all times the high credit position of the Government and it would have to shape these policies in such a way as to encourage rather than hinder the adjustments which individuals, financial institutions, and business concerns of all kinds would have to make in the course of returning to more normal conditions.

These were some of the problems which were clearly apparent in 1946 on the domestic front. At the same time, the United States faced a whole range of new problems in international finance. These arose from the war and the position which the United States had attained at its close as the leading financial power of the world. Some of these problems related to various financial settlements growing out of the war. Others were the problems of organizing a postwar world based on sound economic principles which would assure an improvement in world economic conditions and standards of living. In June 1946 no one could have foreseen the precise nature of many of the issues confronting the United States Government, particularly in the light of the rapidly changing world political and economic scene. The United States Government, as well as the other nations of the Western World, had to feel its way toward programs and policies which would bring about the desired result.

It was apparent then that the stability and progress of the postwar world would have to be based on improving standards of living in all countries, the maintenance of a high level of production and employment, and expansion of world trade, and the attainment of internal financial stability as a condition to sound international financial policies. These conditions of progress were interrelated. Without sound finance, the dangers of wide swings in the levels of prices and consequently of production and employment and maladjustment of international payments and capital movements were great.

The countries of the world had to make efforts to check the war and postwar inflations by appropriate fiscal and monetary measures. There were problems of how and under what conditions the United States could assist them in restoring production and international trade. There were questions of the desirable levels of exchange rates for international transactions and the ways and means of reducing barriers to international payments and trade. These were among the questions to which we in the Treasury had to give earnest attention.

It has been my objective to do my part in bringing about sound financial conditions in the international sphere. This task is not one which any Secretary of the Treasury alone can perform, nor is it one which the United States Government alone can guarantee. It implies the development of consistent policies on the part of the principal nations and the reconciliation of their divergent interests in the light of the benefits to the world as a whole. Nevertheless, the Treasury Department is in a position to exert a steady and continuous influence on the direction of the policy of the United States Government, and indirectly on the policies of other governments. The Congress established the National Advisory Council on International Monetary and Financial Problems, with the Secretary of the Treasury as chairman, as the coordinating agency for United States international financial policy and as a mechanism for bringing that policy to bear in the international financial organizations which had been projected as the mechanisms for international financial cooperation. We had to deal with the settlement of lend-lease and other wartime arrangements, with the terms of loans extended abroad, the forms and terms of assistance programs, and, of course, the evolution of their policies by the International Monetary Fund and the International Bank for Reconstruction and Development. As appropriate occasions have arisen, our policies in international finance have been stated in congressional hearings, through the United States representatives on the Fund and the International Bank, and through less formal conversations occurring at various times and under differing circumstances between the Treasury and the finance ministers and other representatives of foreign governments.

The main lines of United States Government policies with respect to international financial matters have remained clear through this difficult period, though the means of implementing those policies necessarily have varied with time and circumstance. The maintenance of the international stability of the dollar has been the keystone of United States policy, and the Treasury has sought to maintain this stability through gold and exchange policy and through its internal financial policies. Secondly, it has been our objective to strive for sound policies on the part of other countries, both by assisting them directly or indirectly, and by cooperating with them in international bodies. In each of these spheres, it has been our aim to contribute to the greatest extent possible toward the building of a world of free and strong nations able to maintain their economies on a sound economic basis, while working with other countries to create the conditions under which all could prosper more.

In addition to matters of broad national policy, there was another

area in which the problems of the Treasury were particularly pressing in June 1946. This was the area of operating activities.

The Treasury Department is a vast operating organization. Most of its activities are large scale. They involve hundreds of millions of items. They represent tens of billions of dollars. They affect many millions of people. The magnitudes are far greater than any comparable transactions elsewhere, either within this country or within any other country in the world. With activities of such great size and complexity, the problems of management are difficult and complicated.

During World War II, the growth in our economy and in governmental operations greatly increased the volume of financial operations which flowed through the Treasury Department. Savings bonds alone, each one requiring separate registration, rose from something over 5 million pieces issued and redeemed in 1940 to over 346 million pieces in 1946. The number of tax returns increased from over 19 million to more than 81 million. Printing of currency, stamps, and other documents increased from over 446 million sheets in 1940 to more than 684 million in 1946. The number of Government checks processed by the Treasury showed a large increase. In almost every area of Treasury operations, in fact, there was an enormous expansion in the volume of routine business.

While the war was going on, it had not been possible to modernize operations on the basis of new mechanical procedures. Recruitment of competent personnel, likewise, was severely restricted. The tremendous increase in Treasury operations, consequently, had to be handled by the restricted facilities of a Department geared to a prewar volume of operations.

In 1946, although the war was over, a great part of the expanded volume of Treasury operations remained. It was of the greatest importance to modernize and streamline the services of the Department in order to enable it to meet the increased responsibilities and needs of the Federal Government.

This brief review of the scope and complexity of the Treasury's responsibilities as the postwar period began gives some perspective for evaluating the record of accomplishment from the vantage point of 1952. This record is discussed below. The major problems of the Treasury during my term of office and the ways in which these problems were worked out have been grouped under ten major headings.

(1) Maintenance of confidence in the credit of the United States Government.

In the broadest sense, maintenance of confidence in the credit of the Government depends on our ability as a Nation to keep our free enterprise economy healthy and growing, and to use our governmental

instruments wisely in promoting this end. Ever since the establishment of the Treasury Department in 1789, the Secretary of the Treasury has been charged with particular responsibilities in this area.

Of the list of duties which the Congress prescribed in the act of 1789 setting up the Department, the most significant historically was to ". . . prepare plans for the improvement and management of the revenue, and for the support of the public credit . . ." Each Secretary of the Treasury since that time has recognized that, in peace or war, any substantial impairment of the credit of the Federal Government would be a major blow to the maintenance of high production and employment and to the orderly operation of our private enterprise system. Every effort has been made, therefore, to maintain confidence in the Government's credit.

Our success in achieving this goal has enabled the Treasury to play a most important part in the remarkable upsurge of American business which has characterized the post World War II period. Partly as the result of sound debt management and the maintenance of full confidence in the Government's credit, it has been found possible to achieve and maintain in this country an economic climate favorable not only to a high level of current activity but also to a very large volume of long-term investment.

It is axiomatic that investment programs looking far into the future will not be made in a financial climate characterized by doubt and uncertainty. Confidence is essential. And in an economy where the public debt constitutes the single most important factor in the financial life of the Nation, the cornerstone of confidence in the future is confidence in the credit of the Government. This confidence has been maintained, and the economy has enjoyed an unprecedented period of soundly based prosperity.

All sections of our economy in varying degrees have participated in the forward movement of recent years. Probably no single measure of the strength and potential power of the American economy, however, is as revealing as the figures on investment in plant and equipment during this period. Before the new defense program made necessary by the invasion of Korea got under way, private business had taken a long look at the future and invested a record \$100 billion in modernization and expansion. The figure for the entire period since the end of World War II has now risen to the phenomenal total of approximately \$170 billion, only a part of which is the result of our new defense programs.

While these developments have been going on, the Treasury has found it possible to keep substantial amounts of Government obligations in the hands of nonbank owners. The holdings of the commercial banking system have been cut back sharply. Nonbank financial in-

stitutions have retained a considerable volume of Government securities, even though they have participated to a very large extent in financing the forward movement of American business. Savings bond holdings of individuals have increased rather than decreased, and the savings bond program has been an important factor in stimulating thrift in all forms.

All of these matters are covered in more detail under the headings below. A detailed review of debt management programs and policies between the close of World War II and March 4, 1951, will also be found in exhibit 22 on pp. 198 to 403 of the Annual Report of the Secretary of the Treasury for the Fiscal Year 1951, entitled, "Reply by the Secretary of the Treasury to Inquiries by the General Credit Control and Debt Management Subcommittee of the Joint Committee on the Economic Report, February 12, 1952." This review is brought up-to-date in Appendix A to this statement, on pp. 199 and 200 of the present report.

Taken together, our debt management policies add up to an achievement which is of the greatest significance in the period of new international tension which we have been experiencing since the invasion of Korea in June 1950. Before the country was called upon at that time to face the burdens of increasing rearmament and security programs, it had been demonstrated that a debt of a magnitude of more than \$250 billion could be managed successfully. It had been demonstrated that debt management operations of vast proportions could be conducted without setting off harmful repercussions in the economy. The savings bond program and thrift habits in general had taken firm hold in the financial life of the Nation. There was no doubt that the financial structure and the financial operations of the Government were capable of meeting the strains placed upon them by the continuing threat of further Communist aggression.

- (2) Reduction of the public debt by \$10¾ billion and achievement of a budget surplus of about \$3¾ billion in the 6 years ending June 30, 1952; improvement in the structure and ownership composition of the public debt; and provision of securities suitable to changing investor requirements.

During the 6 years ending June 30, 1952, the United States Government had a cumulative budget surplus of approximately \$3¾ billion. This surplus, together with funds over and above normal needs available in the cash balance at the end of wartime financing, made it possible to reduce the public debt from approximately \$270 billion on June 30, 1946, to \$259 billion at the close of the fiscal year 1952. Since that date, our mounting expenditures for defense and security have increased the net total of the debt, bringing it up to about \$267½ billion at the close of 1952.

The table below shows the surplus or deficit of receipts as compared with expenditures for each of the past six fiscal years ending with the fiscal year 1952.

		(In millions)
Fiscal year 1947.....	surplus.....	\$754
Fiscal year 1948.....	surplus.....	8,419
Fiscal year 1949.....	deficit.....	1,811
Fiscal year 1950.....	deficit.....	3,122
Fiscal year 1951.....	surplus.....	3,510
Fiscal year 1952.....	deficit.....	4,017
Six-year period.....	surplus.....	3,733

The achievement of a budget surplus of about \$3¼ billion in the 6 years ending June 30, 1952, is the more remarkable in view of the serious problems which our economy faced during this period. After World War II, we undertook a rapid shift from war to peace. Readjustment to a peacetime economy was still in process when it became clear that our help was needed to turn back the threat of Communism in Europe. The program to aid European recovery succeeded in putting Communism on the defensive throughout Western Europe, and in Greece and Turkey. No sooner had the success of this program become evident, however, than the dictator countries struck in a new area. The attack on Korea gave notice that the Communist plans for world domination were being relentlessly pursued. It was necessary to begin a new security program, here at home and in alliance with other friendly nations, adapted to the requirements of a strong and lasting defense against Communist aggression.

It is significant that we have been able to do these things and still achieve a substantial budget surplus for the 6-year period which could be applied to the reduction of our wartime debt. Moreover, it has been found possible during this period to improve greatly and strengthen the ownership structure of the public debt.

Between June 30, 1946, and June 30, 1952, Government security holdings of the commercial banking system were reduced by \$24 billion. These are the holdings which are potentially inflationary; and the sharp cut-back in their amount which was accomplished during this period made a significant contribution to the financial health of the economy.

The reduction in bank holdings of Federal securities by a substantially larger amount than the reduction in the total debt outstanding was made possible by the Treasury's program for the widest possible distribution of Government securities outside of the commercial banking system. Ever since the close of World War II the goal of our debt management program has been to place the maximum

amount of securities with nonbank investors. Such a program requires, of course, that the Treasury provide these investors with securities suitable to their requirements.

A good example of this policy is found in the securities placed with financial institutions other than commercial banks, such as savings banks and insurance companies. It is generally recognized that the Treasury's longest-term bonds are particularly suitable for the investment of funds of institutions of this type. But in a growing dynamic economy the investment market represented by these funds is constantly changing.

The Treasury, therefore, has kept constant watch on the accruing funds of nonbank financial institutions. In connection with each major financing operation in which institutional investors might participate, I have consulted with representatives of these groups. At meetings held in the Treasury Department, all of the facts available through the studies of the Treasury have been placed before them by members of my staff; and we have in turn sought and received their counsel as to the procedures for refunding or new financing which should be adopted at any particular time.

The result is that the Treasury has maintained a considerable investment of long-term institutional funds in Government securities, despite the great outflow of such funds into mortgages and other private obligations which has accompanied the postwar resurgence of private business. This reflects not only our joint efforts with various investor groups to fit Government securities into a changing investment situation, but also the maintenance of a basically sound position in the public market for United States Government securities. With a debt of over \$250 billion, an orderly situation in the Government bond market at all times is one of the vital requirements of a policy which safeguards the Government's credit and fosters an environment favorable to long-term investment.

In addition to the efforts which have been made to provide a satisfactory outlet for the funds of nonbank financial institutions, the Treasury also has maintained an active program for attracting and holding the short-term funds of business corporations. The issuance of tax anticipation bills, which represents a new departure in Government financing, might be mentioned in this connection. These bills were designed as an investment medium for funds accrued by corporations to meet the heavy tax payments due on March 15 and June 15 of each year.

Tax anticipation bills, together with savings notes and regular bills, fulfill the purpose of providing an outlet for short-term business funds of all kinds. Approximately \$6 billion of savings notes, largely held by corporations, were outstanding on December 31, 1952. Tax

anticipation bills were outstanding in the amount of \$4½ billion, as a result of the offerings in October and November of 1952. About \$2½ billion of tax anticipation bills were sold in October and November of 1951 and were used, mainly by corporations, in payment of taxes due in March and June of 1952. (See exhibits 10, 11, and 12.)

This brief review of our experience with securities, particularly suited to business needs indicates that the Treasury has had considerable success in providing investment outlets both for corporation tax reserves and for the large volume of other short-term funds which business organizations must keep on hand during periods of high business activity.

The Treasury's savings bond program, which is shaped primarily with the requirements of individual investors in mind, is undoubtedly the best known of all our activities to meet investor needs and to encourage widespread ownership of Government securities. This program and its results during the postwar period are fully discussed in section (3), immediately below.

(3) Stimulation of thrift and individual savings through active promotion of United States savings bonds.

The importance of the Government's achievement in holding and increasing the wartime investments of the American people in savings bonds can best be appreciated when we recall the doubts and fears which were widely expressed on this matter during the early postwar period.

On June 30, 1946, there were \$49 billion of savings bonds outstanding, of which approximately \$43½ billion were in the hands of individuals. A large number of these securities were owned by people with limited financial resources whose Government bond holdings represented their only liquid savings.

No one could predict what would happen to those investments as the business situation developed. After every other major war in our history, we had experienced severe depression and widespread unemployment. The reconversion from wartime to peacetime business which was in progress in 1946 represented the most rapid and far-reaching business adjustment which had ever taken place in this country. At the same time, it was realized that the size of the Government debt would bring problems of debt management more difficult and complex than any we had faced before.

Savings bond holdings represented one of the imponderables in this situation. Many thought that a wholesale liquidation of savings bonds at some time in the future would be unavoidable. If business fell off sharply, it was argued, ready cash would be needed to tide people over the hardships of unemployment—and savings bonds represented the chief source of ready cash for millions of families. If

business and employment held up, people would cash bonds to finance purchases of goods which they had been unable to buy during the war. At best, the outlook was clouded with uncertainty.

The Treasury believed at this juncture that a Nation-wide thrift campaign was needed which would enlist not only the savings bond promotion activities but also the assistance of all the savings groups of the country, including the commercial banks. The purpose of this campaign was to make people aware of the desirability of holding on to their bonds and increasing their savings generally. When it became clear that the widely heralded prospective depression in the early postwar period was not occurring, and when consumer goods became available in quantity, consumer buying reached and maintained a volume far beyond the business experience of any previous period. Many savings bonds were cashed to pay for new houses, new cars, educational programs, family emergencies, and so on. But other bonds were bought; thus demonstrating that the Treasury's thrift program had taken hold. In addition, substantial amounts of wartime bond purchases were retained as permanent investments.

Clearly, the thrift habits which the Government continually emphasized during the war and postwar years in connection with the savings bond program have become strongly entrenched. There have been no problems of refinancing the Government debt held in savings bonds. Instead, the Treasury has been enabled to use its available funds for reducing the Government security holdings of the commercial banking system. The ability of the Government to hold and increase the amount of the people's savings represented in savings bonds has thus been a most important factor enabling the Treasury to improve the basic soundness of the Government debt structure.

In figures, savings bond ownership increased \$8½ billion during the 6 years ending last June 30, from approximately \$49 billion on June 30, 1946, to more than \$57½ billion on June 30, 1952. Individual holdings alone, which were approximately \$43½ billion in June 1946, were \$49 billion on June 30, 1952, an increase of \$5½ billion. The increases in interest rates obtainable on savings bonds and the other improvements affecting these issues which were made in 1951 and 1952 have played a part in the continued investment interest which these securities have held for the American people.

An important feature of the savings bond program during the war and postwar years has been the emphasis placed on thrift. Our goal in the Treasury has been not solely to sell Government securities, but rather to encourage savings habits in general.

The figures on changes in various types of savings during recent years are, therefore, of considerable interest in this connection. Between the end of December 1945 and June 30, 1952, savings accounts

in commercial banks increased 28 percent; in mutual savings banks, 42 percent; in savings and loan associations, 144 percent; and individual holdings of Series E savings bonds, 14 percent.

There is no doubt that the Treasury's promotion program for savings bonds has succeeded in stimulating savings of all kinds. This is particularly true in the case of the many families whose savings bond purchases through the payroll deduction plan represented their first experience with regular saving.

- (4) Use of debt policy cooperatively with monetary-credit policy to contribute toward healthy economic growth of the country.

Maintenance of stable credit conditions has long been recognized as an important influencing factor in the maintenance of high activity and employment. Important responsibilities in this area have been assigned by the Congress to the Federal Reserve System; and these responsibilities involve keeping fluctuations in the total supply of credit from becoming so excessive as to endanger healthy economic growth and the maintenance of sustained high activity.

The Treasury has the responsibility for debt management policies. The public debt at the close of the fiscal year 1952 amounted to over 40 percent of all debt, public and private; and among the important holdings of Government securities were those of the banking system. It is clear, therefore, that the Federal Reserve's responsibilities for sound credit policy and the Treasury's responsibilities for sound public debt policy are intermingled and must be discharged cooperatively. The broad objectives of the two agencies are the same. The problem is to balance the many difficult considerations that enter into policy formation on each particular matter involving both debt management and credit policy.

Throughout the period since the close of World War II the Treasury and the Federal Reserve System were agreed upon the fundamental objective of maintaining a high level of production, employment, and income with as great price stability as possible under the varying conditions which existed in the economy. The related objectives which were involved as the postwar period proceeded were also a matter of agreement between the two agencies. These included: (1) maintenance of confidence in the credit of the Government; (2) maintenance of a sound market for the securities of the United States Government; (3) restraint, during much of the period, of over-all credit expansion; (4) increase in the ownership of Government securities by nonbank investors and reduction in the holdings of the banking system; and (5) adjustment from time to time in the wartime pattern of interest rates, as this became appropriate.

There were differences of opinion on various occasions as to the techniques which should be employed in reaching these objectives.

But there was never any disagreement as to the fundamental goal—to promote stable economic growth through credit and debt policy while meeting the fiscal requirements of the Government.

During these years, the Treasury and the Federal Reserve worked together on the several programs which were undertaken to achieve their joint objectives. The two agencies cooperated in a debt reduction program concentrated on the holdings of the commercial banking system. Both agencies were also in favor of encouraging savings throughout the economy. They were in agreement that, when the occasion called for them, selective credit controls and other selective restraints were useful in dealing with inflationary pressures.

In the process of carrying out these programs, the views of the two agencies often differed as to matters of emphasis, selection of instruments and methods to be employed, and timing. All of these matters, however, were the subject of continuing consultation between members of my staff and myself, on the one hand, and representatives of the Federal Reserve System on the other. Following such consultations, actions were taken by the responsible agency which in its judgment provided the best solution of the problems under consideration, on the basis of all available evidence and views.

The outbreak of hostilities in Korea presented new problems of monetary and debt management which increased the need for cooperative planning and consultation between the Treasury and the Federal Reserve System. The situation which we faced at that time differed from any in our previous experience. The attack on Korea and the response of our country and the United Nations to it did not precipitate an all-out war; yet the defense program of the United States and of the free world had to take into account the fact that further Communist aggression might at any time be attempted.

The new strains which these developments placed on our economy and on the finances of the Government were recognized by the Treasury and the Federal Reserve. On March 4, 1951, the two agencies made a joint announcement emphasizing their common purpose in assuring the successful financing of the Government's requirements and maintaining soundness in the public debt structure. As the result of the continuing joint efforts of the two agencies, the financing of the Government's requirements, including its requirements for new money during the period of the Korean emergency, has been successfully conducted with a minimum strain on the financial structure of the Nation.

(5) Tax policies and tax legislation to finance Government since June 1946.

Tax policies advocated by the Treasury since June 1946 have been directed toward meeting the changing needs of the Nation. This

momentous period of history presented distinct economic problems to which tax policy had to be adapted.

During this period, the Treasury consistently advocated fiscal policies designed to safeguard the credit of the Government. It actively sought structural improvements to enhance the equity of the tax laws. The outbreak of hostilities in Korea in mid-1950 imposed severe strains on the economy and sharply increased revenue requirements. Since that time tax policy has borne the responsibility of financing defense as nearly as possible on a pay-as-we-go basis, while retaining the incentives to work and invest which are basic to our free enterprise system.

During the six fiscal years ending with the fiscal year 1952, as a whole, the Treasury operated with a net budget surplus of approximately \$3½ billion. Since tax increases passed by the Congress were less than those recommended, the fiscal year 1952 ended with a \$4 billion deficit and another deficit is anticipated for the fiscal year 1953.

The policy of covering governmental expenditures out of current tax revenues during these years served to reduce the strains and dislocations due to inflation. During most of this period, the economy was enjoying an unprecedented prosperity, and strong inflationary pressures prevailed. This situation called for tax policy aimed at both balancing the budget and reducing the public debt. Such a policy was put into effect, and contributed in a positive way to the maintenance of the credit of the Government and the soundness of the country's currency.

In the fiscal year which saw the transition from war to peace—the fiscal year ending June 30, 1946—Federal Government expenditures fell off by about \$40 billion from the wartime peak of just under \$100 billion reached in the fiscal year 1945. In the fiscal year 1947, the first fiscal year here under review, expenditures were again reduced by more than one-third and the Federal Government operated at a surplus of about three-fourths of a billion dollars. This desirable transition from a period of war deficits to peacetime surpluses was accomplished without serious unemployment or economic dislocation.

In view of our large wartime debt, maintenance of the Nation's finances in a sound condition required keeping our tax revenues at a high level during the prosperous postwar period in order not only to meet expenditures, but also to provide for the orderly retirement of the debt. It required also the utilization of tax reduction opportunities for the improvement of the structure of the revenue system rather than for indiscriminate across-the-board reductions. For these reasons the Treasury opposed premature tax reduction legislation in 1947 and 1948.

The Treasury opposed tax-cutting legislation in 1947, believing that

under the prosperous conditions then prevailing, taxes could be paid with less hardship and adverse economic effect than would be possible under less favorable circumstances. The Secretary outlined the desirable features of a sound tax system and urged the need for advance planning to lay the foundation for future legislation. The untimely tax reduction legislation passed by the Congress on June 3, 1947, was postponed by the President's veto and similar legislation passed July 13, 1947, was also vetoed.

When similar tax reduction proposals were renewed in 1948, the Treasury reiterated the view that there was need for restraint; that sound fiscal policies were required to cope with inflationary pressures and to reduce the public debt. The Revenue Act of 1948, passed over administration opposition, reduced revenues by approximately \$5 billion annually.

In 1949, the President recommended tax increases to recoup some of the revenue lost in 1948. This program recognized that a Government surplus under the then existing conditions was essential to provide a margin for contingencies, to permit reduction of the public debt, to provide an adequate basis for future financing of existing commitments, and to restrain inflationary trends.

Throughout these developments it was the Treasury's position that tax reduction, when feasible, should be utilized for the improvement of the fairness of the tax structure and for the elimination of inequities and loopholes. Intensive study was given to methods of ridding the revenue structure of accumulated inequities and technical defects.

In 1948, the Treasury advanced specific proposals for improving the tax system and its administration without substantial revenue cost. A number of these were incorporated in a 1948 bill adopted by the House, but were not considered by the Senate. In 1949, a further attempt was made to achieve greater equity and revenue strength by closing loopholes. Opposition to premature tax cuts was based on the view that they were inappropriate under prevailing economic conditions and would hinder desirable structural revision at a later date.

In 1950, the President recommended in a special tax message a program to eliminate loopholes in the tax laws, remove onerous excise taxes, and at the same time restore the revenue strength of the tax system through additional taxes on corporate profits and revised estate and gift taxes. The Congress was engaged in consideration of this program in June 1950, when hostilities broke out in Korea.

This development swept aside immediate prospects of excise tax reduction and confronted the United States with the problem of financing a defense program of major magnitude. The Treasury sought to obtain added revenue to meet this emergency and at the same time to promote long-run objectives. Its policies were directed

toward financing the defense effort on a sound and equitable basis, with minimum additions to the public debt. Adequacy of revenue was given primary emphasis in order to preserve confidence in the integrity of the Government's finances, to distribute the heavy defense costs fairly, and to restrain inflationary pressures.

Within 16 months after the outbreak of hostilities in Korea, three major revenue acts were enacted. These measures increased the annual revenue producing strength of the tax system by approximately \$15 billion at 1951 income levels. Of this total, the Revenue Act of 1950 accounted for nearly \$6 billion, the Excess Profits Tax Act of 1950 for about \$4 billion, and the Revenue Act of 1951 for over \$5 billion. Over 90 percent of the increased revenues under the three measures was obtained from increased taxes on individual and corporate incomes and profits. Minimum reliance was placed on consumption taxes.

The three major tax measures enacted since mid-1950 are of sufficient importance to merit separate discussion. In the paragraphs below, therefore, each of the three measures is reviewed in turn. This discussion is followed by brief statements of certain other specific developments in tax policies and programs since June 1946.

A. Revenue legislation enacted since June 1950

The Interim Revenue Program.—At the time hostilities suddenly broke out in Korea in mid-1950, Congress was considering tax revision legislation. The bill under consideration was directed primarily toward excise tax reduction. It provided reductions in war excise taxes aggregating approximately \$1 billion. Most of the revenue loss was to have been recouped through closing tax loopholes and from an increase in the corporation income tax.

Although it followed the general pattern of the President's recommendations, the House bill fell short of his revenue objectives. The President had proposed (1) that excise taxes be reduced to the extent, and only to the extent, that the resulting loss in revenue could be replaced by closing loopholes in the present law, and (2) that \$1 billion of additional revenue be provided by revising and improving the corporation, income, estate, and gift taxes.

When the Korean crisis occurred, the fiscal year 1950 was drawing to a close with a deficit of more than \$3 billion. The Korean situation evolved rapidly and the Treasury advised the congressional tax committees that it would not be prudent to proceed with further considerations of the tax bill then under consideration. The public was warned to prepare for higher taxes. The President announced that at an appropriate time he would propose tax legislation to the Congress and suggested that such legislation be guided by two fundamental prin-

ciples: (1) "We must make every effort to finance the greatest possible amount of needed expenditures by taxation. The increase of taxes is our basic weapon in offsetting the inflationary pressures exerted by enlarged Government expenditures. Heavier taxes will make general controls less necessary. (2) We must provide for a balanced system of taxation which makes a fair distribution of the tax burden among the different groups of individuals and business concerns in the Nation. A balanced tax program should also have as a major aim the elimination of profiteering."

The situation called for speedy enactment of tax increases. Even before Korea, most economic indicators were pushing towards or exceeding record peacetime levels. Gross national product, personal incomes, and corporate profits were very close to the peak levels reached late in 1948. Economic projections indicated the beginnings of substantial inflationary pressures. The whole economy appeared to be surging forward at an accelerated pace.

To meet the emergency expeditiously, the President proposed that the pending tax reduction bill be converted into an interim tax-increasing measure to provide more time for the consideration and imposition of direct controls as well as the formulation of a revenue program for defense. Speed was of the essence because if taxes were not increased promptly inflation would become an accomplished fact.

Accordingly, the Treasury recommended that the House bill be revised (1) to eliminate excise tax reductions and other revenue-lowering provisions, (2) to retain the loophole closing, dividends withholding, and life insurance company taxation provisions, and (3) to embody increases in corporation and individual income taxes. To avoid serious delay, it advocated deferring excess profits tax legislation pending the completion of the interim revenue measure.

The revenue legislation received expeditious congressional handling. It was enacted on September 22 and signed by the President on September 23, 1950.

The Revenue Act of 1950 increased individual and corporation income tax rates along the lines recommended by the Treasury. However, the corporation income tax increases were made applicable to only about half of calendar year 1950 income instead of the full year, as had been recommended. The act also provided for gradual acceleration of corporation tax payments over a transition period of 5 years.

The Revenue Act of 1950 was the first general stabilization measure to be adopted and put into effect after Korea. It carried forward the policy of the Administration to pay for the defense program out of current taxes and thus to offset the inflationary pressure resulting from increased Government expenditures.

The 1950 revenue legislation was facilitated by the fact that the tax structure which had been developed during the preceding years permitted the increased rates to become effective almost immediately by virtue of the current-payment system and the system of withholding income taxes as salary and wage income is received. The tax structure permitted tax rates to be increased, expanded, and made promptly effective without major structural revision. This made it possible for the Government to rely upon the individual income tax for a large part of the additional revenue required for the defense effort.

Taxation of defense profits.—In his message to the Congress on July 19, 1950, the President urged that “a balanced tax program should also have as a major aim the elimination of profiteering.” The Revenue Act of 1950 did not include an excess profits tax because of the time required to draft such complex legislation. It did, however, contain a directive to the Joint Committee on Internal Revenue Taxation to make a complete study of the problems of excess profits taxation and instructed congressional tax committees to report out an excess profits tax bill, retroactive either to July 1 or October 1, 1950, as soon as practicable after November 15, 1950.

In November 1950, the President urged immediate adoption of an excess profits tax effective as of July 1, 1950, to raise \$4 billion annual revenue. He pointed out that business profits had increased since that date and that such profits “should obviously be taxed as part of a sound program of defense taxation.”

The Treasury's suggestions on the principal provisions of a profits tax to raise approximately \$4 billion in revenue were presented to the Committee on Ways and Means on November 15, 1950. These suggestions took full account of the fact that Congress had given extensive support to the principles of excess profits taxation during its consideration of the interim tax bill.

As enacted, the Excess Profits Tax Act of 1950 imposed a tax of 30 percent on corporation profits in excess of 85 percent of the average three highest base-period years 1946–1949, to be effective for a period of 3 years, July 1950 to June 30, 1953. Provisions were also made for alternative credits based on invested capital and growth. So-called automatic relief provisions based on industry rates of return were provided.

The President approved the Excess Profits Tax Act on January 3, 1951. He commended the Congress for its speed in completing this complex legislation.

Revenue Act of 1951.—Although the Revenue Act of 1950 and the excess profits tax had increased revenues substantially, the task ahead

required more and heavier taxes to finance additional expenditures for national defense.

In his tax message to the Congress February 2, 1951, the President pointed out that "inflationary pressures will be strong even after taxes are increased enough to balance the budget. We will still need direct controls over prices and wages. But it may not be possible to make these controls effective unless we tax ourselves enough. Certainly those controls will be far more effective if we pay for expenditures through taxes as we go along."

To meet the problem the President recommended that the tax program be enacted in two parts. This two-phase program was suggested because of the difficulty of estimating the speed with which military production and expenditure would get under way. He suggested that the first part provide additional revenue of at least \$10 billion and that such remaining amounts as would be needed to keep the Government on a pay-as-we-go basis be provided at a later date.

On February 5, 1951, the Treasury outlined to the Committee on Ways and Means of the House of Representatives a tax program to yield approximately the \$10 billion the President requested. The largest portion of the additional revenue, \$4 billion, was to be provided by raising all income tax brackets by 4 percentage points and by increasing the capital gains tax rate from 25 to 37½ percent. Increases were also proposed in the corporate income tax and in a number of excise taxes.

Improvements were also urged in the tax structure and in enforcement provisions since higher rates accentuated existing inequities. Previous legislation had been successful in closing several important loopholes but further action was needed along these lines. Improvements in the tax structure in those areas which enabled favored taxpayers to escape their fair share of the burden were also recommended.

Revenue increases adopted under the Revenue Act of 1951 were only about half the amounts recommended. The bulk of the increase came from taxes on individual and corporate incomes. The force of this legislation was partially dissipated by the fact that it contained a number of provisions which acted as tax havens. These included excessively liberal capital gains and family partnership provisions, and additional depletion and related allowances for certain mineral properties.

Because of these features, the President approved the bill only with reluctance, indicating that he would have disapproved the legislation if the need for revenue had not been so pressing.

*B. Other specific developments in tax policies and programs
since June 1946*

Social security taxes.—During the period since June 1946 the Treasury gave continuing attention to the development of effective methods for extending and expanding the coverage of the old-age and survivors insurance program, drawing upon its experience with wartime and postwar taxation of lower income groups. The efforts to extend coverage culminated in the enactment of the Social Security Act Amendments of 1950, which brought within the framework of the retirement program millions of self-employed persons, agricultural and domestic workers, and employees of State and local governments and nonprofit institutions. At the same time the general level of social security benefits and taxes was increased. The 1950 legislation also reversed the action of the preceding Congress which had excluded some workers from coverage.

During the six full fiscal years under review, the Secretary, as managing trustee of the old-age and survivors insurance trust fund, was responsible for the management of an ever-increasing reserve fund. At the end of the fiscal year 1952 the assets of the fund stood at \$16.6 billion compared with \$7.6 billion 6 years earlier.

Federal-State-local tax coordination.—Throughout the postwar period the Treasury has sought to advance Federal-State-local tax coordination. State and local governments emerged from World War II with substantial surpluses. Tax revenues expanded during the war while the limited availability of materials and manpower held down expenditures. The postwar years were characterized by rapidly increasing needs for State and local services which exhausted wartime reserves of State and local governments and pressed heavily against the expanding revenues. This coincided with the continuing need for high level Federal revenues. In the process, the problems of intergovernmental tax coordination were intensified.

In recognition of this situation, the Secretary of the Treasury invited State and local representatives to meet with Federal officials in Washington in April 1949 to explore intergovernmental fiscal problems, including methods of reducing overlapping taxes and administrative duplication. Among other proposals, the conference considered the suggestion that the Federal Government relinquish certain excise revenues to State and local governments either through rate reduction or tax repeal. It agreed that Federal budgetary conditions at the time precluded abandonment of excise revenues, and recommended that the interest of the States and municipalities be kept in view when circumstances permitted a general Federal excise tax revision.

Administrative cooperation between Federal and State fiscal authorities has been extensively developed since the war. Federal income tax returns have been opened to inspection by State tax officials, and in recent years, thousands of transcripts of individual and corporation income tax returns have been supplied to the States. Beginning with 1950, Federal-State cooperation entered a new phase, with the exchange between Federal authorities and a number of States of information uncovered through tax audits. This program is proving successful and several States have expressed a desire to participate in it. Legislation proposed by the Treasury and enacted in 1952 will enable Federal agencies to withhold State income taxes from their employees where States make general use of income tax withholding.

Extensive administrative cooperation has been developed in the enforcement of alcohol and other excise taxes. Federal, State, and local enforcement officers work closely together in the detection of illicit alcohol production. Treasury records on alcohol shipments and on alcoholic beverage distributors are made available to the States as an enforcement measure. The States have had a special problem of enforcement of tobacco taxes because interstate parcel post shipments provide a means of tax avoidance. Federal legislation in 1949 relieved this situation by requiring that monthly reports be made to State administrators by persons who sell cigarettes in interstate commerce and ship them to other than licensed distributors in a State which taxes cigarettes.

The problems associated with payments to State and local governments on federally owned real property have long been a troublesome factor in intergovernmental relations. The 1949 Treasury conference on intergovernmental fiscal relations revealed more interest in this problem than in any of the others discussed. As a result, plans were formulated with Treasury participation for a uniform system of payments to State and local governments on account of federally owned real estate. Legislation along these lines is pending in the Congress.

International tax relations.—In the immediate postwar period, private investment abroad could play only a minor role in the restoration of war-torn economies. In subsequent years, as United States policy turned increasingly to private capital to promote the economic growth of the free world through Point IV and other programs, the Treasury developed a number of tax proposals to further foreign economic policy. Recommendations were made to the Congress (a) to liberalize the tax treatment accorded income from personal services rendered abroad, (b) to liberalize the credit allowed for foreign income taxes, (c) to permit postponement of tax on income earned abroad

through branches of domestic corporations until such income is remitted to the United States, and (d) to grant a credit under the Federal estate tax for death duties imposed abroad. Except for the postponement of tax on branch income, Congress adopted legislation along each of these lines. Legislation on tax postponement has been introduced and is under consideration by the Ways and Means Committee.

The Treasury conducted an active tax treaty program to eliminate international double taxation, thus further promoting the Nation's economic interests and its foreign policy. Income tax treaties were concluded with 7 countries, bringing the total number of such agreements now in effect to 11. Treaties with three other countries have been signed but await exchange of ratification. In addition, a number of estate tax treaties were also negotiated.

The Treasury actively participated in a number of international meetings dealing with tax policy. In 1948, it helped to launch the United Nations Fiscal Commission. The Fiscal Assistant Secretary of the Treasury, who represents the United States on the Commission, has played a leading role in its deliberations.

* * * * *

Viewing the events of the period since June 1946 in retrospect, there are grounds for genuine satisfaction that, on the whole and despite imperfections, the tax structure has served the purposes of the American people well. Despite the additional burdens which they have been called upon to bear, the people of this Nation have enjoyed a higher standard of living than ever before. Production has gone forward and future productive capacity has been expanded.

This experience demonstrates in a gratifying manner the capacity of a democratic Nation to use the self-discipline of taxation wisely. It affords confidence that a courageous and constructive approach to tax policy can help build a sound and enduring prosperity.

(6) The formulation, expression, and coordination of United States foreign financial policies.

The 6½ years since June 1946 have been years of rapid evolution in United States foreign financial policies to meet rapidly changing developments in the world political and economic situation. We have passed through the immediate postwar adjustment to the termination of lend-lease arrangements, and through the period of emphasis on the physical recovery of industrial and agricultural production. In 1949 and 1950, we were increasingly devoting attention to financial, monetary, and exchange policies which were making it possible to approach the kind of international monetary system and level of international trade, with reduced reliance on United

States assistance, which we had been seeking. Then in 1950 the attack on the Republic of Korea posed for us the necessity of new emphasis on defense throughout the free world, and presented new problems in the financial relationships of the United States with other countries.

Throughout this period, while dealing with the immediate and urgent problems which continuously arose, I have sought to keep before the world our broad objective of a high level of world trade and investment, which would improve the standard of living of the free peoples and attain higher levels of useful production, employment, and trade. Conscious of the financial costs of our foreign assistance programs, I have sought to encourage greater reliance on trade and investment and a better balance in international accounts through realistic exchange rates, backed up by vigorous and sound internal financial policies among the countries participating in our assistance programs. Our hope is to achieve a goal of expanding multilateral trade and a greater degree of convertibility of currencies, which will open the world to an increasing extent to the stimulating and constructive forces brought into play by the competitive price system operating internationally as well as domestically. Accordingly, we have sought the removal of hampering restrictions whether they take the form of restrictive tariffs, quotas, prohibitions, exchange restrictions, or other artificial supports or devices.

In the United States itself, we have been able to contribute decidedly to these objectives. We have maintained a strong currency and through our free convertibility of dollars into gold for international transactions have provided the foundation upon which the world monetary system may be rebuilt. We have made substantial progress in reducing our barriers to the free flow of international commerce, through our tariff reductions and in the improvement of our customs administration. I have been pleased to see our imports grow significantly, and I hope that our friends abroad will be in a position to pay their way to an increasing extent by trading freely in world markets.

Since much of the progress which we can make toward this goal depends upon the actions of other governments, I have taken an active part in our efforts to obtain their cooperation in promoting these objectives. Opportunities have been provided through personal contacts, through expressions of this Government's views, and through constant contacts between the Treasury and foreign finance ministers. Representatives of foreign governments have frequently come to Washington to discuss problems of mutual interest. Also, I have visited foreign countries for conversations with their financial officers on several occasions, such as trips to Latin America in 1946, 1947,

and 1952; to the Middle East, and the Far East in 1949; and to Europe in 1949, 1950, and 1952. Ultimate decisions in exchange, fiscal, and other major financial matters are taken by the countries concerned, but we are in a position to seek their cooperation and to express our views. In addition to the normal relations between governments, we possess in the International Monetary Fund an international organization which devotes special attention to the promotion of consultation and cooperation in exchange policies, with a view to avoiding conflicting courses of action by the nations of the world. Throughout my term as Secretary of the Treasury, I have served as Governor for the United States in this institution, and have appreciated the opportunity to take an active part in its early formative stages and in its subsequent development.

In addition to this broad concern, a number of problems have arisen in the coordination of grants and credits being undertaken by a variety of administering agencies. I have been Chairman of the National Advisory Council on International and Monetary Problems, which has been charged by Congress with responsibilities for such coordination. The Council has reviewed the financial policy issues arising in the series of annual assistance programs, as well as those presented by the continuing operations of national and international lending agencies.

In the latter part of the period and particularly after the aggression in Korea, the Treasury has been concerned with the financial aspects of our mutual security programs. As the mutual defense programs developed under the aegis of the North Atlantic Treaty Organization, it became apparent that many of the major decisions in foreign countries could be taken only with the active participation and approval of the finance ministers. Frequently the critical questions concerned the financial effort required of NATO members relative to the contributions being made by other members and to the form and amount of United States assistance. At the same time, our contribution to the common effort was a matter of major concern to the United States taxpayer. Accordingly, at the designation of the President, I became a member of the Council of the North Atlantic Treaty Organization, serving in this capacity with the Secretary of State and the Secretary of Defense.

A special responsibility has arisen from the Korean conflict. In support of our efforts in Korea, I took action on December 17, 1950, to block financial transactions involving Communist China or North Korea. This measure not only immobilized existing dollar assets of Communist China and North Korea and their nationals, but prevented these areas from selling their goods to the markets of this country

for foreign exchange which could be used to aid their attack upon our forces.

Many of these international financial problems have required fairly constant attention throughout the period under review. In each of the postwar years, however, circumstances have required that special attention be given to one or more particular aspects of the broader international financial problem, as indicated in the following paragraphs.

When I began my term of office in June 1946, we were faced with the problem of immediate postwar relief and reconstruction, and the task of building a stronger international monetary system. An initial part of the latter task was the carrying forward of the organization and functions of the financial institutions which had originated in the Bretton Woods Conference in 1944. One of these institutions was the International Monetary Fund, which was designed to improve the standard of living of its members and to promote production and trade through international cooperation in exchange policy. It was directed to work toward a world of free exchange and convertible currencies, and to this end was provided with funds available for short-term financial assistance, to be associated with its consultations and review of the exchange, monetary, and financial policies of its members. The second new institution, the International Bank for Reconstruction and Development, was designed to make or guarantee international loans for productive purposes.

I have participated in the formulation of policies for the two organizations, through the National Advisory Council which advises the representatives of the United States on the boards of the two institutions. As United States Governor, I have represented the United States at the seven annual meetings which have been held since the establishment of these organizations.

The year 1947 was marked by increasing evidence that many foreign countries, particularly in Europe, were unable to effect the conversion to peacetime conditions, and carry out the needed reconstruction, without serious internal inflationary stresses and a critical strain upon their balance of payments. The immediate postwar program of relief on an international basis began to be replaced by United States foreign relief programs. Our efforts to rebuild the world monetary system also were set back by the failure of the British attempt to make sterling convertible and the rapid exhaustion of the funds provided by the Anglo-American Financial Agreement. As administrator of the Anglo-American Financial Agreement, in consultation with the National Advisory Council, I conferred with the representatives of the British Government on the situation arising out of the 1947 crisis.

Recognizing the economic stresses under which the European countries were laboring, the executive branch developed and presented to the Congress in the winter of 1947-48 proposals for a European recovery program. As Chairman of the National Advisory Council, I guided the deliberations of the Council on the major financial policy questions raised by a program of this magnitude and character. In presenting the views of the Council to the Congress, I pointed to the large outstanding obligations of the European countries and recommended that the bulk of the assistance be provided in the form of grants, rather than loans, in order that we might avoid so large an increase in debt as to operate to the disadvantage of future trade and private investment. The importance of efforts by the participating countries to increase production, expand trade, and seek financial stability was stressed. Particular emphasis was given to the vital importance of the control of inflation through appropriate fiscal and monetary policies, taxation, and improved fiscal administration, curtailment of postponable expenses, sound credit and debt policies, and appropriate exchange rates.

Also in 1948, it became apparent that financial reforms were necessary in Germany and Japan. In both countries the early postwar period was characterized by acute inflation which impeded economic recovery internally and kept them in a weak international position, supported by large appropriations administered by the United States military forces. The Treasury cooperated actively with the State and Defense Departments in planning and carrying out the currency reform in Germany. This reform was highly successful and gave impulse to a striking recovery in the balance of payments and in the internal prosperity of Western Germany. Through the National Advisory Council, attention was focused on the Japanese situation in the same year, and recommendations were made which eventuated in special missions to Japan, who advised the Supreme Commander and the Japanese officials on exchange policy and internal measures. The stabilization program resulting from these efforts provided an impressive stimulus to Japanese recovery.

In 1949, progress was being made in a number of continental European countries in controlling inflation and strengthening their currencies. However, in my presentation to the Congress of the recommendations of the National Advisory Council in the spring of that year, I suggested that the problem of exchange rates should be reviewed with a number of European countries during that year, with a view to exploring the extent to which they might improve their position by an adjustment of their overvalued currencies. In the autumn of 1949, shortly after the conclusion of the annual meeting of the International Monetary Fund and the International Bank, the

British Government decided to adjust the par value of the pound sterling, and this was quickly followed by a number of adjustments in other exchange rates. Following this world-wide adjustment, the current deficit of the rest of the world with the United States, which had been more than \$7 billion per annum early in 1949, dropped to about a third of this figure. At the current level of United States assistance, this permitted some improvement in foreign reserves. While the exchange adjustments did not account for all of this favorable turn in the world payments situation, it seems clear that they contributed substantially to this result.

The invasion of Korea set off a new series of disturbances throughout the world. Prices rose and increased military preparations added to the generally inflationary pressures in many countries. Large imports by the United States resulted in considerable additions to the gold and dollar reserves of the sterling area and other raw material producing countries, but the high prices of raw materials adversely affected the European manufacturing centers.

There were suggestions that some of the raw material producing areas appreciate their currencies with respect to the dollar. The National Advisory Council opposed any general revision of exchange rates by countries maintaining exchange restrictions or receiving special United States assistance; and I stated the view of the United States that such action was not justified in view of our armament effort and our mutual assistance program, and would merely give a trade advantage to particular countries.

New evidence of inflationary strain and external pressure on the balance of payments developed abroad in the latter part of 1951, and has continued into 1952. These developments emphasized the close relationship of internal financial policy to a sound balance-of-payments position. This theme was developed during the consultations and discussions of the International Monetary Fund during the summer of 1952. Efforts were undertaken, particularly by the United Kingdom and certain other countries, to arrest inflationary trends. In the annual meeting of the International Monetary Fund and the International Bank in Mexico in September 1952, I noted an increasing realization of the vital importance of controlling internal inflation through sound fiscal and financial policies. Expressing the views of this Government, I emphasized the essential but frequently unpopular role of the finance minister in urging the difficult road of fiscal and monetary measures which minimize inflationary pressures, as against the easy and frequently popular road of inflation and exchange and trade restrictions, which leads in reality to instability and weakness. (See exhibit 35.)

A more detailed review of the problems of these years in relation

to the responsibilities of the Treasury and the objectives of the United States in the area of international financial relations will be found in a later section of this report (pp. 218 to 235). In this section also, details of programs and actions which have been instituted with respect to United States gold and exchange policies, international monetary cooperation, and United States economic assistance programs are given at greater length.

(7) Reorganization and management improvement in the Bureau of Internal Revenue in order that the Bureau might more adequately fulfill its increased responsibilities.

At the time that I took office in June 1946, there was urgent need for adapting the operations of the Bureau of Internal Revenue to its greatly expanded responsibilities. Between 1940 and 1946, the Bureau had grown from a \$5 billion to more than a \$40 billion business. Its collection job had multiplied eight times in dollar volume from 1940 to 1946. Its customers had quadrupled from nearly 20 million to more than 80 million in tax returns filed during the same period.

In addition to increases in the sheer volume of the workload, the nature of the tax collecting job had undergone major changes during the war years. Before the war, tax collection was concerned largely with taxpayers having fairly substantial incomes. These taxpayers generally kept accurate records, utilized the services of accountants or lawyers, maintained bank accounts, and possessed a general knowledge of tax requirements. Practically overnight, the income tax was extended to cover millions of modest-income people whose records were scanty, who were untrained in tax requirements, who often had no bank accounts, and who changed jobs frequently. The Bureau was thus called upon to administer and collect a very broadly based mass tax, with all of the problems of education, administration, supervision, and enforcement which this created.

At the same time, major changes in the methods of tax collection, notably the withholding tax, had occurred. The withholding tax represented an important step forward in convenience and effectiveness of tax paying and tax collection. Nevertheless, the new current tax payment system called for basic changes in tax collection practices. In addition, many new and complex taxes were imposed and superimposed during the war, including a large number of excise taxes, each one with separate problems of administration, collection, and enforcement. Finally, the severe shortage of manpower and mechanical equipment during the war increased all of these difficulties, making it necessary for the Bureau to meet its magnified tasks with a prewar machinery which was neither designed nor equipped to handle them.

While the war was going on, the Bureau solved these problems as best it could, using its limited facilities where they were needed most.

But by June 1946, the investigation of individual income tax returns had fallen about 1 year behind schedule and the investigation of corporate income and profits taxes nearly 2 years behind. Furthermore, only limited manpower could be spared from the Bureau's most essential functions to obtain better enforcement and collection.

During the past 6 years, a thorough, drastic, and far-reaching revision of the tax collecting mechanism and of the entire operations of the Bureau has taken place. These developments have grown out of the management improvement program which was started in October 1946. At that time, I called to Washington all the key revenue officials. The goal which I placed before these officials was the transformation of the Bureau as it existed on that date—with a basic structure dating back to the 1860's—into a modern, streamlined organization carrying on its operations according to the latest practices of modern business.

The October meeting was the first of a continuing series of actions through the ensuing months and years. The program as it progressed has resulted in a large number of major changes and in innumerable lesser improvements in the Bureau's methods and administration.

One of the important changes is the President's Reorganization Plan No. 1 for 1952, which President Truman sent to the Congress in January 1952 and which became effective 2 months later with congressional assent. The essential features embodied in this plan are: (1) The elimination of political appointment of all Bureau personnel except the Commissioner, and the placing of such personnel under civil service and the merit system; (2) abolition of the collectors' offices and the establishment in their stead of not more than 70 local area offices under the direction and supervision of not more than 25 district offices which are to have full administrative responsibility for all Internal Revenue Bureau activities within a designated area, regardless of function or kind of task; (3) provision in the district offices of a one-stop service to the taxpayer with respect to revenue problems of any kind; (4) the achievement as the result of these and other changes of an efficient, streamlined organization having the advantages of (a) the consolidation of mass operations in the district offices, (b) the greater use of modern mechanized processes of operations, (c) the delegation of more operating functions to the taxpayer level, and (d) greatly broadened auditing and enforcement activities through the use of personnel and funds released by improvements elsewhere.

On December 1, 1952, the major features of the reorganization of the Bureau of Internal Revenue were completed. All of the collectors' offices had been abolished and replaced by 64 directors' offices under the direction of 17 district offices, providing every section of the

country with greatly improved facilities for conducting business relating to tax obligations and tax payments.

The Reorganization Plan No. 1 of 1952 developed from the management studies and surveys which were put into operation in the early months of my tenure of office. In the period since then, the management improvement program for the Bureau of Internal Revenue has brought experience and management skill from every source inside and outside the Government to bear on the Bureau's organization and operations. An audit control program was formulated for the purpose of achieving maximum effectiveness in audit and investigative techniques and maximum enforcement coverage with the available personnel. A work simplification program was initiated at the grass roots level and some 2,200 improvements in operations and procedures have resulted. Employee incentive awards have been established and have been immensely productive of new ideas and suggestions which have paid off. A management staff was set up as part of the Commissioner's Office, and a "Special Committee to Direct the Management Studies of the Bureau of Internal Revenue" was created. This committee was composed of qualified people from inside and outside the Government and headed by an experienced businessman.

One of the outstanding management firms in the country was engaged to make comprehensive analyses of procedures in the collectors' offices and of Bureau operations in general. Improvements of far-reaching consequence have resulted and are resulting from these reports.

One of the most tangible evidences of change which has occurred during recent years has been the extensive conversion of manual operations to labor saving and mechanical devices. The Bureau has tried out and installed as rapidly as possible electronic computers, punch card recording machines, high-speed posting machines, mechanical validators for tax stamps, and many similar devices for speeding up operations.

The most striking transformations, however, are not those which can be seen by a visit to the Bureau's offices. They are found in the much greater efficiency of service rendered the taxpayer and the public in general. The Bureau has substantially reduced its backlog and absorbed a 13 percent increase in income tax returns filed (including a 144 percent increase in the number of individual income tax returns over \$10,000, which require more work and attention). Yet the cost of collecting the taxpayer's dollar has fallen to $\frac{4}{100}$ of a cent, one of the lowest on record in modern times, and services of all kinds have been greatly improved.

For example, refunds on overpayments to some 30 million taxpayers

as a result of the withholding tax—running annually close to \$2 billion—have been speeded up through modern methods to the point where most of them are now mailed out in approximately two months after the March 15 tax payment date. Such refunds have formerly required as long as 12 months. This single improvement is resulting in a saving in interest payments on tax refunds amounting to as much as \$3 million in a single year.

The saving in time to both the taxpayer and the Bureau represented by the great simplification of income tax forms put into effect in recent years is an example of another achievement of great importance.

The more intensive enforcement program made possible by the streamlining of other Bureau operations is still another result, and a most important one of the improvement program. Additional tax assessments and collections on unpaid taxes, many of which the Government would not otherwise have collected, were approximately \$800 million, or 55 percent, greater in 1952 than in 1946. It has been possible, also, to step up investigations and prosecutions of tax frauds. In the fiscal year 1952 alone, additional taxes and penalties recommended in the cases investigated by the Bureau's special agents having to do with tax frauds totaled more than \$250 million, approximately the amount required to run the Bureau for an entire year.

The record of improvements since 1946 in the Nation's largest business, the Bureau of Internal Revenue, is given in some detail in a later section of this report (pp. 200 to 213), and is discussed also in the chronological review of management improvement during the past six fiscal years which appears on pp. 213 to 218. The record confirms my belief that the program which we have been able to put into effect in the Bureau of Internal Revenue since 1946 represents an achievement of outstanding importance in the history of governmental operations. The irregularities of which some employees have been guilty and which the Department has made every effort to eliminate should not detract attention from the essential over-all honesty and competence of the personnel of the Bureau of Internal Revenue. The American people can well be proud of the integrity of the Bureau's employees and of the success with which the Bureau has sustained their fidelity and devotion to duty.

(8) Improvement in services and operating procedures of the United States Coast Guard.

One of the most difficult and pressing administrative problems which the Treasury Department faced when I took office was the readjustment of the Coast Guard, and its successful adaptation to the many new responsibilities which had developed during the war years. On January 1, 1946, the United States Coast Guard had been returned

to the jurisdiction of the Treasury Department, after having operated as part of the Navy during World War II.

The peacetime duties for which this branch of the service was responsible had undergone a radical change during the war years. The extensive developments during World War II of such navigational aids as loran (electronic long-range aids to navigation) and weather reporting devices made necessary extensive changes in the facilities relating to weather reporting and to air and sea safety which are the responsibility of the Coast Guard. At the same time, the tremendous increase in transoceanic air travel placed serious new burdens on the personnel and equipment of the service.

For example, in August 1946, on the basis of an act approved by the Congress and signed by the President, the United States became an official member of the International Civil Aviation Organization. This is an authoritative international group for the promotion of air safety and other aviation matters. The United States Coast Guard has the primary responsibility for carrying out the recommendations of this organization for rescue at sea, and has been meeting its obligations with respect to these matters as rapidly as funds and personnel would permit.

With respect to all its navigational and sea rescue activities, it has been necessary for the Coast Guard to modernize operations in order to bring them in line with the requirements of present-day air and marine transportation. At the present time, for example, the Coast Guard maintains 37,838 aids to navigation in the navigable waters of the United States, its Territories and possessions, the Trust Territory of the Pacific Islands, and at overseas military bases. These aids consist of many different devices ranging from simple unlighted wooden spar buoys to light stations, lightships, and complex loran networks. The 36 loran stations, located both in the United States and in widely separated and isolated localities (Greenland, Labrador, Newfoundland, Alaska, the Philippines, and the islands of the Pacific) provide navigators traversing the military and civil air and sea routes of the North Atlantic and Pacific Oceans with means for accurate and quick determination of their positions at all times, regardless of weather conditions.

In addition to these duties, the Coast Guard participates in the International Ice Patrol, maintains the Bering Sea Patrol, maintains ocean weather stations in the North Atlantic and in the North Pacific in fulfillment of international agreements, and performs a large number of duties with respect to maritime law enforcement, inspection, and safety.

When I took office in June 1946, the future peacetime mission of the Coast Guard with respect to all these needs and functions was uncer-

tain and obscure. During the 10-month period after VJ Day, the Coast Guard demobilized from 172,000 to 22,000 officers and men. This had caused a disruption in the orderly procedure of its operations; yet the host of new duties which had evolved upon the Service during the war years remained as a continuing responsibility of grave proportions.

Recognizing the critical nature of the problems in the summer of 1947, provision was made through the cooperation of Congress for a major business study of the Service to be conducted by a private firm of consultants. The firm submitted its report in January 1948 and advanced a large number of recommendations aimed at furthering improvements in Coast Guard operation. These proposals became an integral part of a broad improvement program. Since that time, other outside surveys have been made on specific aspects of Coast Guard operations.

The details of the Coast Guard improvement program as it progressed year by year are given in another section of this report (pp. 237 to 251). I should like to note at this point, however, the following major accomplishments.

(1) Further work has been done in integrating the duties of the former Bureau of Lighthouses and the former Bureau of Marine Inspection and Navigation into Coast Guard operations. These two Services were transferred from the Department of Commerce. The first was on July 1, 1939; the second, by Executive Order of February 28, 1942, which became permanent with Reorganization Plan No. 3 of 1946. Increased economy and efficiency have been attained through consolidation of facilities, reduction of operating expenses, and better use of personnel assigned to marine inspection and aids to navigation functions.

(2) Important savings in expenditure and a more efficient use of personnel were effected by consolidating districts and facilities whenever careful study indicated that this action was practicable.

(3) Extensive improvements in accounting organization and procedures were carried out.

(4) A study of existing supply procedures initiated in 1949 resulted in more efficient methods of procurement, better inventory control with reduced costs, and improved distribution of stocks.

(5) Installation and more effective use of new devices, particularly in the field of electronics, have enabled the Coast Guard to meet its increased obligations and to carry out its traditional duties more efficiently than ever before, even with a minimum of personnel.

(6) A central management group has been established to review regularly methods and procedures to assure constant improvement in management practices.

In addition to these improvements, a strong organization for the Coast Guard has been facilitated by an act of Congress which became law in August 1949 (Public Law 207). In this law the Coast Guard received from the Congress, for the first time, a concise mandate as to its peacetime functions and responsibilities. Other developments which have strongly affected Coast Guard operations during my tenure have been the new responsibilities for port security, and the revitalization of the Coast Guard Reserve—both of which resulted from congressional action following the outbreak of hostilities in Korea.

The Coast Guard is today a compact, highly efficient organization which is enabled by the improvements of the past 6½ years to carry out its far-flung responsibilities by means of only a relatively small increase in personnel and funds allotted to the Service since the middle of 1946.

(9) The improvement of Federal accounting and financial procedures of the Federal Government.

In view of the changes which have been brought about in the accounting system of the Government during my term of office, it seems desirable to include in my final annual report to the Congress a brief review of the system since its inception in 1789, particularly as it concerns the responsibility of the Treasury Department in maintaining the central revenue and appropriation accounts of the Government.

The keystone of the system is the provision in Article I, Section 9 of the Constitution which provides:

“No money shall be drawn from the Treasury, but in consequence of appropriations made by law; and a regular statement and account of the receipts and expenditures of all public money shall be published from time to time.”

In the act creating the Treasury Department it was unquestionably the intention of the Congress to center in this Department the accounting control over the public money. In addition to the positions of Secretary of the Treasury and Treasurer of the United States, the act of September 2, 1789, created in the Treasury Department the positions of Comptroller, Auditor, and Register.

No acknowledgment of the receipt of money into the public Treasury was valid unless endorsed on a warrant of the Secretary of the Treasury. Likewise, the Treasurer was authorized to make disbursements only upon warrants of the Secretary, countersigned by the Comptroller, and recorded by the Register.

The basic principles established in 1789 are part of the laws of today, although the passage of time has brought about changes in organization as well as procedure. Between 1789 and 1894, certain accounting functions had been imposed upon other agencies; but in the

Dockery Act of July 31, 1894, the Congress reorganized the system by restoring it more completely to the original Treasury system. This law established in the Treasury Department the office of Comptroller of the Treasury, who was the principal accounting officer of the Government, six auditing officers, and a Division of Bookkeeping and Warrants, which became the central bookkeeping and reporting organization of the Government.

For many years, beginning in 1908 and 1909, the Treasury Department had recommended the adoption of a budget system as a means of providing better control over the receipts and expenditures of the Government. In the Budget and Accounting Act of 1921, the Congress created a budget system, and at the same time made important changes in the Government's accounting and auditing structure.

The 1921 law created the General Accounting Office as an independent agency of the Government, under the control and jurisdiction of a Comptroller General of the United States. The office of the Comptroller of the Treasury and the six auditing offices of the Treasury were consolidated in the newly created General Accounting Office.

Authority to issue warrants on the Treasury, however, was retained in the Secretary of the Treasury, subject to counter-signature of the Comptroller General of the United States. Also, the functions of maintaining the central accounts of the Government and of preparing an annual report relating to receipts, appropriations, and expenditures, were left in the Division of Bookkeeping and Warrants of the Treasury Department.

Section 255 of Title 5 of the United States Code provides:

"There shall be in the Bureau of Accounts of the Fiscal Service, Treasury Department, a division of Bookkeeping and Warrants. Upon the books of this division shall be kept all account of receipts and expenditures of public money except those relating to the postal revenues and expenditures therefrom." And Section 264 of the same title provides:

"It shall be the duty of the Secretary of the Treasury annually to lay before Congress, on the first day of the regular session thereof, an accurate combined statement of the receipts and expenditures during the last preceding fiscal year of all public moneys, including those of the Post Office Department, designating the amount of the receipts, whenever practicable, by ports, districts, and states, and the expenditures, by each separate head of appropriation."

Until recent years the accounting procedures of the Government were designed largely for the purpose of controlling appropriation allotments and enforcing accountability of public officers with respect to the receipt and disbursement of public funds. On December 23, 1947, the Secretary of the Treasury, the Comptroller General of the

United States, and the Director of the Bureau of the Budget met for the purpose of considering the feasibility of improving the system by making it more responsive to the needs of management. The result of this meeting was the adoption of a joint accounting improvement program in which the General Accounting Office, Treasury Department, and the Bureau of the Budget took the leading roles, assisted by the various administrative agencies of the Government.

An important outgrowth of this program was the enactment of the Budget and Accounting Procedures Act of 1950. In approving this act President Truman said:

"... This is the most important legislation enacted by the Congress in the budget and accounting field since the Budget and Accounting Act, 1921, was passed almost thirty years ago."

Space does not permit a complete description of all the changes made; however, the more important procedural changes which were made in the Treasury's central system of accounting may be noted. These changes were made possible by a provision in the Budget and Accounting Procedures Act of 1950, section 115 (a), which reads:

"When the Secretary of the Treasury and the Comptroller General determine that existing procedures can be modified in the interest of simplification, improvement, or economy, with sufficient safeguards over the control and accounting for the public funds, they may issue joint regulations providing for the waiving, in whole or in part, of the requirements of existing law that—

- (1) warrants be issued and countersigned in connection with the receipt, retention, and disbursement of public moneys and trust funds; and
- (2) funds be requisitioned, and advanced to accountable officers under each separate appropriation head or otherwise."

Under this legislative authority the Secretary of the Treasury and the Comptroller General of the United States, jointly, have issued three regulations which have simplified the covering of receipts into the Treasury and the subsequent requisitioning of appropriations for purposes of disbursement.

Under Joint Regulation No. 1, issued on September 22, 1950, collections representing repayments to appropriations may be deposited directly into the accounts of the disbursing officers where they are immediately available for disbursement without formal covering into the Treasury and subsequent withdrawal on warrants. These transactions are subsequently reflected in the central accounts of the Treasury. Prior to this regulation, the law required that such collections be deposited into the Treasury, covered, and requisitioned by disbursing officers before they were available for disbursement. As

there are approximately 140,000 items of repayments each year, this change in procedure represented a major improvement in simplifying the handling of such collections.

Under Joint Regulation No. 2, issued on April 16, 1951, provision was made for the advance of appropriated funds to disbursing officers under various appropriation heads simultaneously with the setting up of appropriation accounts on the central books of the Treasury. This obviates the need for the agencies to requisition such funds on a piecemeal basis and for the Treasury to issue separate accountable warrants. The change in procedure resulted in the streamlining and simplification of procedures by eliminating many thousands of separate requisitions and warrants.

Under Joint Regulation No. 3, issued on June 12, 1951, it is provided that all special fund and trust fund receipts which are available under law for disbursement may be credited directly to the checking accounts of disbursing officers. As in the case of repayments to appropriations, this change in procedure has eliminated the necessity for the issuance of covering warrants and the advancing of funds to disbursing officers in connection with such receipts. The regulation provided further, however, that such collections will continue to be accounted for as receipts and also as amounts appropriated for disbursement. This change in procedure, in addition to making funds available for disbursement sooner, resulted in the elimination of approximately 4,700 warrants annually. In addition to the specific changes in accounting required by the regulations cited, a number of other improved procedures were installed in the Bureau of Accounts, concurrently with changes under the Joint Accounting Improvement Program.

Under the Budget and Accounting Procedures Act of 1950, the Comptroller General, in consultation with the Secretary of the Treasury and the Director of the Bureau of the Budget, is required to establish principles and standards for accounting to be observed in the various departments and establishments; and this act further provides that the accounting in the various agencies of the Government shall be integrated with the central accounting of the Treasury.

Several steps have been taken toward integrating the accounts of the various Departments with those of the Treasury. Coincident with the change in the warrant procedures covered by Regulations Nos. 1, 2, and 3 mentioned above, arrangements were made with the various Departments whereby disbursing officers furnish the Bureau of Accounts with copies of their monthly accounts current, showing receipts which are available for disbursement and expenditures under each appropriation or fund account. These accounts, together with other data available to the Treasury, are used as posting media to the Treasury's central accounts. Previously, expenditures reported an-

nually in the annual *Combined Statement of Receipts, Expenditures and Balances* under the act of 1894, were based upon warrants issued by the Treasury, after adjustments for unexpended balances in the hands or to the credit of disbursing officers at the beginning and end of the fiscal year, as explained in the *Annual Report of the Secretary of the Treasury for the fiscal year ended June 30, 1927*, page 89. Thus, under the former procedure the figures in this report were not taken directly from the central accounts of the Treasury.

Under the new procedure the expenditures included in the annual Combined Statement are derived directly from the Treasury's central accounts, which, in turn, are based upon the same accounts which are rendered to the General Accounting Office for audit and settlement.

As previously mentioned, under the act of July 31, 1894, the central accounts of the Government have been maintained in the Division of Bookkeeping and Warrants, where the warrants authorizing the withdrawal of money from the Treasury are prepared. The Accounting and Bookkeeping Division of the General Accounting Office, where warrants were reviewed before counter-signature of the Comptroller General, maintained a similar set of appropriation accounts until that Division was abolished on December 31, 1950, pursuant to authority contained in the Budget and Accounting Procedures Act of 1950. The result of this action was to eliminate certain duplications of account keeping between the General Accounting Office and the Treasury at a saving of nearly a million dollars a year.

As a further step to integrate account keeping, active consideration is being given to the consolidation in a Division of Central Accounts of the Treasury's Bureau of Accounts, of the appropriation account-keeping functions of the Division of Disbursement with those of the Division of Bookkeeping and Warrants.

In connection with the foregoing it is of interest to note that the Comptroller General of the United States has inaugurated a system of site audits in a number of activities of the Treasury Department. The Treasury has long favored this method of auditing government accounts and records because it believes that a more effective audit can be made at the sites of operations than on the basis of accounts current submitted by disbursing officers to the General Accounting Office for audit and settlement. On my invitation the General Accounting Office now has auditors stationed in the Bureau of Accounts of the Treasury for the purpose of maintaining a continuous audit of the accounting operations of that bureau. Similar arrangements have been made for a continuous site audit of the account of the Treasurer of the United States and other administrative activities of the Treasury Department, including payrolls.

Several outstanding accounting improvements have been made in

other activities of the Treasury Department, notably the Bureau of the Mint, the Bureau of Engraving and Printing, and the United States Coast Guard. The Bureau of the Mint has installed a general accounting system wherein appropriation allotment accounting, based upon obligations incurred, has been successfully integrated with accrual accounting. Accrual accounting, as utilized in the Mint Service, provides a realistic determination of the cost of operations based upon actual application of resources rather than upon the basis of purchase orders or contracts placed. Appropriate distinction is made between capital outlays and operating expenses; stores items are taken up as assets when acquired and applied as costs when used; full consideration is given to changes in the value of stores and work-in-process inventories in determining costs; and annual leave is charged as cost as the leave is earned, being carried as a liability until paid in order to insure consistent statements of costs as between fiscal periods. General ledger accounts have been established for all assets and liabilities, e. g., accounts receivable, stores, equipment, work-in-process inventories, accounts payable, accrued annual leave cost, as well as the usual budgetary accounts. Underlying the summary accounts in the general ledger are the detailed cost, property, and appropriation-allotment accounts.

The new accounting systems of the Bureau of Engraving and Printing and the United States Coast Guard, while varying in detail according to the differences in the lines of activity performed and the types of information needed, are based upon the same general principles. In the Bureau of Engraving and Printing there has been installed a complete new industrial type budget and accounting system, including a cost system integrated with the general accounts and embodying also a comprehensive internal audit program.

In the United States Coast Guard the accounting system has been completely redesigned. This system is geared to operating needs so as to provide better information and control over the expenditure of funds through comprehensive cost finding and reporting. Other bureaus of the Treasury Department are also committed to an improvement of their accounting procedures in line with the Joint Accounting Improvement Program and the policy declared by the Congress in the Budget and Accounting Procedures Act of 1950.

Before leaving the subject of accounting improvement, I should like to say a word about the need for competent accounting personnel. Proper performance of accounting duties requires a high degree of professional skill. It is my hope that a comprehensive program of job evaluation will be undertaken in order to provide adequate incentives for young men and women to enter this field and follow it as a career in the Federal Government.

- (10) Increased efficiency of the working operations of the Treasury Department and improved service to the public through management improvement programs based on (a) management efficiency studies within the Department, (b) management surveys by private management engineering firms, and (c) participation of all employees through a system of cash awards for efficiency, superior accomplishment, and management improvement suggestions.

As I have already noted, the problems of management improvement were particularly pressing in June 1946, when my term of office began. Since that time, the Treasury has introduced important and far-reaching changes, both in organization and in the volume and direction of operating activities. These changes have been the result in large part of the Treasury's management improvement programs. The Treasury Department has been particularly active and aggressive in establishing them and in putting their provisions into effect in the period since the close of World War II.

Management studies have been made both within the Department and by contract with private management engineering firms. A number of the details of these programs and the results of their application have already been discussed under headings (7), (8), and (9) above, dealing respectively with the Bureau of Internal Revenue, the United States Coast Guard, and the joint accounting project conducted by the three central fiscal agencies of the Federal Government.

Throughout the Treasury, the goal of the management improvement programs has been to cut costs, to improve efficiency, and to render better service to the public. The record shows that the Treasury has made most satisfactory progress toward this goal. As the direct result of these programs since June 1946, there have been monetary savings of many millions of dollars. Other savings, the value of which cannot readily be measured in terms of dollars, have also been effected. These savings have been employed in meeting increased workloads, reducing appropriation requests, strengthening the enforcement work of some of the bureaus, and covering the costs of installing mechanized and other improved procedures.

While details on all of these matters will be found in another section of this report (pp. 236 to 252), one illustration of the improvements made during recent years in departmental operations might be mentioned at this point. It relates to the coordination of the inspection activities of Customs and Immigration. The principal objective of this improvement was to have one officer of either Service perform the duties for both Services in the preliminary "screening" of passengers and vehicles at border ports and stations. After a series of successful pilot test studies of procedures to carry out this objective, the Secretary of the Treasury and the Attorney General ordered that these procedures, commonly referred to as "dual screening," should be

permanently installed wherever feasible at border ports. The installations were accomplished between May and October 1949. The recurring annual savings to the Bureau of Customs alone from this change in procedure amounted to approximately \$308,000.

Improvements in procedure of this type represent, of course, only one among many thousands of changes in procedure which have been examined, tried out on a pilot basis, and then installed in the operating offices and bureaus of the Department as rapidly as funds would permit. In addition to the examples already discussed under this and previous headings, programs of management improvement have been carried on in the Fiscal Service, the Bureau of Customs, the Bureau of Engraving and Printing, the Bureau of the Mint, the Secret Service, the Bureau of Narcotics, and the Office of Administrative Services. As already noted, a detailed discussion of the progress made under these programs will be found in a later section of this report (pp. 236 to 252).

The progress realized under the Treasury's management improvement programs would not have been possible without the continued and enthusiastic cooperation of the employees of the Department. In August 1946, Congress passed a law enabling Government agencies to pay cash awards for suggestions relating to improvements in operation. The incentive and efficiency awards programs put into effect in the Treasury Department as the result of this and later legislation have been immensely productive of results. It is estimated that dollar savings of over \$2 million have resulted from employees' suggestions and efficiency awards programs. The most important results of these programs, however, cannot be measured in dollars. They result from the improved morale and greater efficiency of day-to-day operations which come from enlisting every employee in the Department in the program for a better Government service at lower cost.

Another important feature of the Treasury's broad program for improving operating activities has been the institution of management studies with respect to all major phases of the Department's operations. As already noted in the cases of the Bureau of Internal Revenue and the U. S. Coast Guard surveys by outside organizations have been authorized in certain instances by Congress. These surveys, together with our own studies, have been immensely fruitful of ideas for operating improvements which have been profitable in practice.

A survey of the Bureau of Customs was completed by a private management engineering firm in January 1948, for example, and was made the nucleus of this Bureau's management improvement program. As a result of these and other studies of operations in the Bureau of Customs, a complete reorganization plan was worked out. Many

features of this plan require congressional approval, and proposals authorizing extensive changes in the Customs Service were introduced in Congress. One proposal, the Customs Simplification Bill, was passed by the House in 1951. Hearings were held by the Senate Finance Committee in April 1952, but no final action had been taken by the time that Congress adjourned. Another proposal, Reorganization Plan No. 3 of 1952, placing collectors of customs under civil service, was sent to the Congress by the President in April 1952. It, however, was rejected by the Senate in June 1952.

Improvements in service and savings in operating costs already initiated in the Bureau of Customs as a result of the intensive studies of operations are substantial. Further substantial progress can be made when congressional approval is given to the Customs Simplification Bill previously mentioned.

* * * * *

It can be seen from this review of Treasury policies and programs since June 1946 that the extraordinary conditions in the postwar period have required extraordinary efforts to deal with them. Revenues in the six fiscal years ending June 30, 1952, more than paid for Government expenditures. Confidence in the credit of the Government has been maintained. Within the Treasury Department, and in cooperation with other units of the Government, a great many forward steps have been taken to improve operating practices and to provide better service to the public at minimum cost. In the international area, although our position as a leader in world affairs is relatively new, our Government has successfully met the challenge of effective leadership in new international financial organizations, effective aid to our allies in their struggle to rebuild their economies and their international trade, and effective cooperation with other free nations in a program of mutual defense against aggressions.

Many problems still remain, the major one being the continuing threat represented by the Communist program for world domination. The progress already made, however, provides a strong basis for our future endeavors to promote the conditions which will make for lasting peace.

JOHN W. SNYDER,
Secretary of the Treasury.

To the President of the Senate.

To the Speaker of the House of Representatives.

SUMMARY OF FISCAL OPERATIONS

Summary of Fiscal Operations

SUMMARY FOR 1952

Budget expenditures of the Federal Government were \$4.0 billion in excess of net budget receipts in the fiscal year 1952. This deficit compared with a budget surplus in 1951 of \$3.5 billion.

The \$4.0 billion deficit, together with a net excess of \$0.3 billion of expenditures as shown in the clearing account and in trust account and other transactions, was met by an increase in the public debt of \$3.9 billion and by a reduction in the general fund balance of \$0.4 billion. The cash balance in the general fund on June 30, 1952, stood at \$7.0 billion. On the same date the public debt amounted to \$259.1 billion.

Net budget receipts reached a new high of \$62.1 billion in 1952 compared with the previous record total of \$48.1 billion in 1951. Budget expenditures in 1952 amounted to \$66.1 billion, compared with \$44.6 billion in 1951, but were still considerably below the all-time peak of \$98.7 billion reached in 1945.

Federal fiscal operations in the past two years, on the basis of daily Treasury statements, are summarized in the table following. Chart 2 shows receipts, expenditures, and the surplus or deficit in each year from 1945 through 1952. Annual figures for 1932-52 and monthly for 1952 are contained in table 1 in the tables section of this report.

	1951	1952
	In billions of dollars	
Budget results:		
Net receipts.....	48.1	62.1
Expenditures.....	44.6	66.1
Surplus, or deficit (—).....	3.5	—4.0
Less:		
General fund balance, increase, or decrease (—).....	1.8	— .4
Trust account and other transactions, excess of expenditures, or of net receipts (—) ¹	— .5	.3
	1.4	— .1
Equals: Public debt net decrease, or increase (—).....	2.1	—3.9

¹ Includes trust accounts, etc.; investments of Government agencies in public debt securities (net); sales and redemptions of obligations of Government agencies in the market (net); and clearing account for outstanding checks and interest coupons, and telegraphic reports from Federal Reserve Banks.

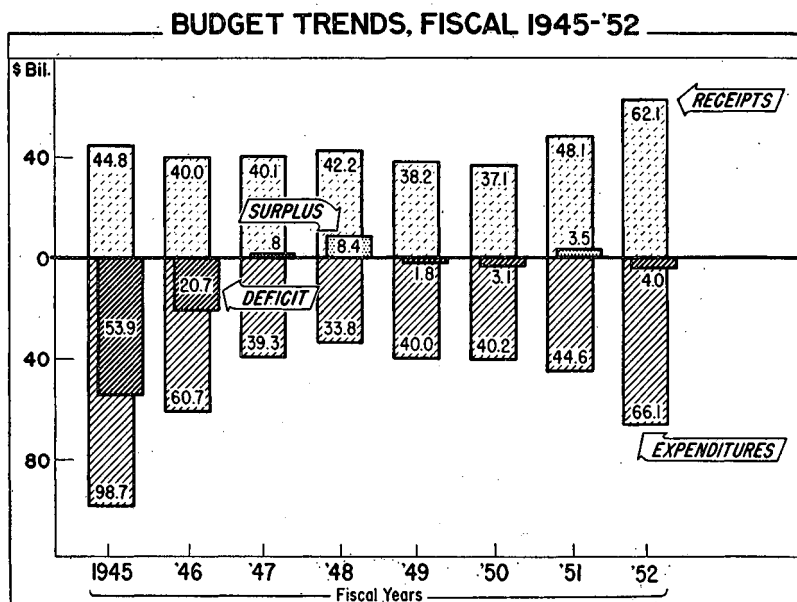


CHART 2

NOTE.—Figures are rounded in order to add to totals.

In 1951 and 1952 both budget receipts and budget expenditures were greater in the second half of the fiscal year than in the first six months. Larger second-half expenditures came as a result of the increase in disbursements as the defense mobilization proceeded. Larger second-half receipts principally were due both to a general rise in tax liabilities and to the methods prescribed for payment of income and excess profits tax liabilities. Rising incomes and the timing of tax increases in these years accentuated the usual January-June concentration. The acceleration of corporate tax payments¹ added significantly to January-June receipts in the two fiscal years and augmented the seasonality of receipts, which before 1951 had been due primarily to the method of paying individual income tax liabilities.

The distribution of net receipts and expenditures and the surplus or deficit in the halves of the past two fiscal years is shown in the following table.

¹ By a provision of the Revenue Act of 1950 a corporation paying taxes on a calendar year basis paid 60 percent of its 1950 liability in the period January-June 1951, instead of 50 percent as in previous years. The percentage paid within 6 months after the end of the taxable year increased to 70 percent for 1951, and will increase to 80 percent for 1952, 90 percent for 1953, and 100 percent for 1954 and subsequent (calendar) years.

Fiscal year	Net receipts	Expenditures	Surplus, or deficit (-)
In billions of dollars			
1950-51:			
July-December.....	18.5	19.1	-0.6
January-June.....	29.7	25.6	4.1
Total.....	48.1	44.6	3.5
1951-52:			
July-December.....	23.8	31.3	-7.5
January-June.....	38.3	34.9	3.5
Total.....	62.1	66.1	-4.0

BUDGET RECEIPTS AND EXPENDITURES

BUDGET RECEIPTS IN 1952

Net budget receipts (total receipts less the appropriation to the Federal old-age and survivors insurance trust fund and refunds of receipts) amounted to \$62.1 billion in the fiscal year 1952 and were \$14.0 billion higher than the previous record of \$48.1 billion received in 1951. As a result of the accelerated rate of increase in tax receipts after the invasion of Korea, net budget receipts in 1952 were 58 percent larger than the average of \$39.4 billion during the interim between World War II and the Korean hostilities, represented by the 4 years ended June 30, 1950.

The table following compares, on the daily Treasury statement basis, receipts by major sources in the fiscal year 1952 with receipts for the preceding year, and with the averages for the fiscal years 1947 through 1950.

Source	Average 1947-50	1951	1952	1952 increase, or decrease (-) over 1951	
				Amount	Percent
				In billions of dollars	
Individual income tax ¹ 2	19.0	23.4	29.9	6.5	27.9
Corporation income and excess profits taxes.....	10.6	14.4	21.5	7.1	49.2
Total income and excess profits taxes.....	29.6	37.8	51.3	13.6	36.0
Miscellaneous internal revenue.....	8.3	9.4	9.7	.3	3.2
Employment taxes ² 3.....	2.5	3.9	4.6	.6	16.0
Customs.....	.4	.6	.6	-.1	-11.7
Miscellaneous receipts.....	3.0	1.6	1.8	.2	10.7
Total receipts.....	43.7	53.4	68.0	14.6	27.4
Deduct:					
Appropriation to Federal old-age and survivors insurance trust fund.....	1.7	3.1	3.6	.4	14.4
Refunds of receipts.....	2.6	2.1	2.3	.2	9.3
Net budget receipts.....	39.4	48.1	62.1	14.0	29.1

¹ See table 119, footnote 1.

² Beginning in January 1951, receipts from individual income taxes and the Federal Insurance Contributions Act, a component part of employment taxes, were combined. For purposes of historical comparison, estimated amounts are shown for the two components.

³ Includes Railroad Unemployment Insurance Act receipts.

Receipts in 1952 from all major tax categories except customs were affected by tax legislation or revised collection regulations which added significantly to revenues. Individual and corporation income and excess profits taxes, which amounted to more than \$51 billion in 1952, provided most of the revenue increase. These tax sources not only showed great percentage increases in 1952 over 1951 but also over the 1947-50 average. All other sources combined produced \$17 billion or nearly one-fourth of total receipts in the fiscal year 1952, but were only about \$2½ billion larger in the aggregate than the 1947-50 average. On the one hand, miscellaneous receipts, which had been large during the postwar period from the disposal of surplus material, declined by about \$1 billion. On the other hand, miscellaneous internal revenue increased by about \$1½ billion, and employment taxes increased by \$2 billion. Only the employment taxes showed a large percentage increase—86 percent.

Receipts from income and excess profits taxes

Receipts from income and excess profits taxes were \$51,347 million in the fiscal year 1952, an increase of \$13,594 million over receipts of \$37,753 million in 1951. The 1952 receipts were \$21,791 million greater than the average from these taxes in 1947-50, with the increase almost evenly divided between individual income taxes and corporation and excess profits taxes. The corporation income and excess profits tax yield of \$21,467 million in 1952 represented a rise of slightly more than 100 percent over the pre-Korean invasion average. Individual income taxes, which have provided about one-half of the total budget receipts in every year since World War II and which increased in 1952 by about the same amount as corporate taxes, increased by a smaller percentage than the corporate taxes. The receipts of nearly \$30 billion from this source in the fiscal year 1952 were almost 60 percent larger than the average in the 1947-50 period.

Individual income taxes.—The details of the yield of the individual income tax are shown in the following table.

Source	1951	1952	Increase	
			Amount	Percent
	In millions of dollars			
Withheld (daily Treasury statement basis).....	13, 535	18, 521	4, 986	36. 8
Not withheld (collection basis).....	9, 908	11, 345	1, 438	14. 5
Adjustment to daily Treasury statement basis ¹	-77	+14	+91	-----
Not withheld (daily Treasury statement basis).....	9, 830	11, 359	1, 529	15. 6
Total individual income taxes.....	23, 365	29, 880	6, 515	27. 9

¹ Beginning in January 1951, receipts from individual income taxes and the Federal Insurance Contributions Act were combined. For purposes of historical comparison, estimated amounts are shown.

² See table 119, footnote 3.

Receipts from withheld taxes (an estimated figure, as this item has been combined with Federal Insurance Contributions Act receipts since January 1951) increased in the fiscal year 1952 as a result of higher levels of salaries and wages, the full-year effect of the Revenue Act of 1950 (which affected receipts from current withholding only in the last 8 months of the fiscal year 1951), and the initial part-year effect of the Revenue Act of 1951. Receipts from taxes not withheld similarly increased, though by a smaller proportion, as a result of higher levels of personal income and because of increases in tax rates provided in the Revenue Acts of 1950 and 1951.

Corporation income and excess profits taxes.—Receipts from this source were \$21,467 million, an increase of almost 50 percent over the \$14,388 million received in the fiscal year 1951. These higher receipts resulted from the continued increase in the level of corporation profits, from increases in normal tax and surtax rates under the Revenue Acts of 1950 and 1951, from the Excess Profits Tax Act of 1950, from the continued acceleration of quarterly payments under the Revenue Act of 1950, and from the fact that excess profits tax payments in the fiscal year 1952 approximated much more closely a full year's liability than did payments in the preceding fiscal year.

Receipts from all other sources

Miscellaneous internal revenue.—Receipts from the major groups of taxes included in this category are shown in the following table.

Source	1951	1952	Increase, or decrease (—)	
			Amount	Percent
		In millions of dollars		
Estate and gift taxes.....	730	833	103	14.2
Excise taxes:				
Liquor taxes.....	2,547	2,549	2	.1
Tobacco taxes.....	1,380	1,565	185	13.4
Stamp taxes.....	93	85	-8	-8.7
Manufacturers' excise taxes ¹	2,364	2,335	-28	-1.2
Retailers' excise taxes.....	457	476	19	4.1
Miscellaneous excise taxes (including repealed) ^{2 3}	1,843	1,947	105	5.7
Total excise taxes ^{1 3}	8,684	8,957	274	3.2
Adjustment to daily Treasury statement basis ⁴	+10	-65	-74	-----
Total excise taxes ^{1 3}	8,693	8,893	200	2.3
Total miscellaneous internal revenue ^{1 3}	9,423	9,726	303	3.2

¹ Excludes taxes collected on firearms, shells, and cartridges; fishing rods, creels, etc., which are included in "Miscellaneous receipts." (See table 7, "Note.")

² See table 119, footnote 6.

³ Excludes collections of the hydraulic mining tax, which are included in "Miscellaneous receipts." (See table 7, "Note.")

⁴ See table 7, "Note."

Estate and gift taxes produced \$833 million in the fiscal year 1952, an increase of \$103 million, or 14.2 percent over the fiscal year 1951.

Receipts from the excise taxes aggregated \$8,893 million in the fiscal

year 1952, exceeding those in the fiscal year 1951 by \$200 million, or 2.3 percent. This small increase represented the net effect of several counterbalancing factors. Tax rates, for the most part, were higher in 1952 than in 1951. Personal income was also higher in 1952. However, the substantial inventory accumulation by business and advance buying by consumers which occurred in the period just after the outbreak of hostilities in Korea, brought about abnormally high purchases of taxable commodities in the fiscal year 1951. This advance buying had an adverse effect on purchases in 1952 in those areas where anticipated shortages did not occur. Where shortages did appear, the materials allocation program reduced the production of taxable commodities.

The relative importance of these factors varied considerably among major tax groups and individual taxes within groups with the result that there was a considerable difference in receipts in the excise tax category in 1952 as compared with 1951. Tobacco taxes increased substantially from \$1,380 million in 1951 to \$1,565 million in the fiscal year 1952. The receipts from the tax on cigarettes amounted to \$1,474 million in 1952. This was an increase of 13.9 percent and reflected a higher tax rate and greater consumption. The miscellaneous tax group for the most part is composed of taxes on services. Receipts from this group amounted to \$1,947 million, and were \$105 million greater than receipts in 1951. This increase reflected greater business activity and higher consumption income since the relatively minor tax changes operated to reduce revenues.

Collections from liquor taxes remained almost unchanged. Receipts were \$2,549 million in the fiscal year 1952 and \$2,547 million in 1951. Tax rates were higher in 1952 on distilled spirits, fermented malt liquors, and wines, and taxes on floor stocks were imposed on all three. Collections from fermented malt liquors and wines, because of the tax increase, rose in 1952 as compared with 1951 and combined with floor stocks taxes to offset the decrease in receipts from the tax on distilled spirits which is the most important excise tax as far as revenue is concerned. Collections from the tax on distilled spirits decreased \$157 million, or 9.0 percent, from the 1951 level of \$1,747 million despite the increase in tax rate because heavy inventory accumulations occurred in 1951 in anticipation of possible curtailment of supplies.

Collections from the manufacturers' excise taxes in 1952 amounted to \$2,335 million, and were \$28 million less than receipts in 1951. Because collections from several of the taxes in this group were higher in 1952, it will be noted that the decrease in collections from the tax on electrical energy, which was repealed in the second quarter of the fiscal year 1952, was slightly greater than the net over-all decrease for the manufacturers' excise tax group. Collections from the tax on

passenger automobiles decreased in 1952 despite higher tax rates, since production of automobiles in 1952 was limited by material allocations. Although the tax base was broadened, collections from electric, gas, and oil appliances also decreased, principally because abnormal advance buying in 1951 increased receipts in that year and affected 1952 adversely. For the same reason, decreases occurred in collections from the taxes on tires and tubes, radio sets, etc., and mechanical refrigerators which were not affected by any significant tax rate change. Tax receipts on photographic apparatus declined, principally because of a narrowing of the tax base.

Collections from the tax on gasoline amounted to \$713 million in 1952, and were \$144 million, or 25.3 percent, greater than in 1951. The increase reflected a higher tax rate and increased consumption. Higher tax rates and increased purchases were also responsible for the increases of 21.5 percent in collections from the tax on automobile trucks and 37.4 percent in collections from the tax on automobile parts and accessories.

Employment taxes.—The yields of the various employment taxes, on the daily Treasury statement basis, are shown in the following table.

Source	1951	1952	Increase	
			Amount	Percent
	In millions of dollars			
Federal Insurance Contributions Act ¹	3, 120	3, 569	449	14. 4
Federal Unemployment Tax Act.....	234	259	25	10. 9
Railroad Retirement Tax Act.....	578	735	157	27. 3
Railroad Unemployment Insurance Act ²	10	10	(*)	5. 1
Total employment taxes.....	3, 940	4, 573	632	16. 0
Deduct: Appropriation to Federal old-age and survivors insurance trust fund.....	3, 120	3, 569	449	14. 4
Net employment taxes.....	821	1, 004	183	22. 3

*Less than \$500,000.

¹ Beginning in January 1951, receipts from the Federal Insurance Contributions Act and individual income taxes were combined. For purposes of historical comparison, an estimated amount is shown for the Federal Insurance Contributions Act.

² Not classified as an employment tax under the Internal Revenue Code.

Total receipts from the employment taxes were \$4,573 million in the fiscal year 1952, an increase of \$632 million, or 16.0 percent, above receipts collected in the fiscal year 1951. As a consequence of generally higher taxable wages, each employment tax has contributed to the increase which brings this year's total to the highest ever collected.

The Federal Insurance Contributions Act receipts registered the greatest gain reflecting, in addition to larger wage levels, the full-year effect of the increase in the tax base from \$3,000 to \$3,600 and the extended coverage, effective January 1, 1951. The receipts collected

from this tax also include for the first time collections from the self-employed category of the new coverage.

Receipts from the Railroad Retirement Tax Act increased substantially following a changed collection procedure effective July 1, 1951, which resulted in the collection of approximately an extra 2 months' liability in the fiscal year 1952.

Customs.—Customs receipts declined to \$551 million in the fiscal year 1952. The decrease of \$73 million from the total in the fiscal year 1951 resulted from a general decrease in imports of dutiable commodities.

Miscellaneous receipts.—Miscellaneous receipts amounted to \$1,803 million in the fiscal year 1952, an increase of \$175 million over the preceding year.

Refunds of receipts.—Refunds of receipts amounted to \$2,302 million in the fiscal year 1952, an increase of \$196 million over the fiscal year 1951.

ESTIMATES OF RECEIPTS IN 1953 AND 1954

The Secretary of the Treasury is required each year to prepare and submit in his annual report to the Congress estimates of the public revenue for the current fiscal year and for the fiscal year next ensuing (act of February 26, 1907 (34 Stat. 949)). The estimates of receipts from taxes and customs are made by the Treasury Department each year on the basis of legislation existing at the time of making the estimates. The estimates of miscellaneous receipts are prepared in general by the agency depositing the receipts in the Treasury.

The details of estimated and actual receipts are shown in table 119. The term "net budget receipts" as used in this report has the same significance as the term "budget receipts" used in the Budget document. Net budget receipts are estimated to be \$68,696.9 million in the fiscal year 1953 and \$68,664.7 million in the fiscal year 1954. Receipts of \$62,128.6 million in the fiscal year 1952 exceeded the previous all-time high established in the fiscal year 1951, and in both the fiscal years 1953 and 1954 are expected to exceed those in the fiscal year 1952 by substantial amounts. Receipts in the fiscal year 1954 would show a further increase over the fiscal year 1953 except for the scheduled tax reductions taking effect under present law during the fiscal year 1954. Increases in corporation and individual in-

come and excess profits tax receipts account for the major portion of the increase in receipts in the fiscal year 1953 and the scheduled tax reductions in these sources account for the slight decline in net budget receipts in the fiscal year 1954.

Total receipts (daily Treasury statement basis) before deductions for refunds of receipts and appropriations to the Federal old-age and survivors insurance trust fund are estimated to be \$75,207.7 million in the fiscal year 1953 and \$75,521.6 million in the fiscal year 1954. Both estimates are substantially in excess of the actual receipts of \$67,999.4 million in the fiscal year 1952.

As is shown in the following table of percentage distribution, all major sources of receipts in 1953 and 1954 are estimated to remain relatively constant as compared with those of 1952. Individual income tax varies through an exceedingly narrow range while corporation income and excess profits taxes, after a substantial rise in the fiscal year 1952, are estimated to remain relatively constant at the higher level. Miscellaneous internal revenue, after a decline in the fiscal year 1952, is estimated to remain at practically the same lower figure through the fiscal year 1954. Employment taxes, after a decline in the fiscal year 1952, are estimated to remain the same in the fiscal year 1953 and increase in the fiscal year 1954. The pattern of miscellaneous receipts differs from the trends of other major sources since it is relatively independent of changes in income levels and tax revisions.

Percentage distribution of total receipts, by sources

Source	Actual, 1951	Actual, 1952	Estimated, 1953	Estimated, 1954
Individual income tax ¹	43.7	43.9	44.6	44.2
Corporation income and excess profits taxes.....	26.9	31.6	31.5	30.8
Miscellaneous internal revenue.....	17.7	14.3	14.2	14.3
Employment taxes ²	7.4	6.7	6.6	7.0
Customs.....	1.2	.8	.8	.8
Miscellaneous receipts.....	3.1	2.7	2.3	2.9
Total receipts.....	100.0	100.0	100.0	100.0

¹ Beginning in January 1951 receipts from individual income tax withheld, a component part of the individual income tax, and Federal Insurance Contributions Act receipts, a component part of employment taxes, were combined. Beginning in January 1952 receipts from the self-employment tax, a component part of the Federal Insurance Contributions Act, were combined with the individual income tax not withheld. The amounts shown for the individual components of these combined receipts are estimated.

² Includes Railroad Unemployment Insurance Act receipts.

Fiscal Year 1953

Actual receipts in the fiscal year 1952 and estimated receipts in the fiscal year 1953 are compared by major sources in the following table.

Source	Actual, 1952	Estimated, 1953	Increase, or decrease (—)
In millions of dollars			
Individual income tax ¹	29,879.6	33,551.0	3,671.4
Corporation income and excess profits taxes.....	21,466.9	23,700.0	2,233.1
Miscellaneous internal revenue.....	9,725.9	10,690.0	964.1
Employment taxes ^{1 2}	4,572.8	4,932.0	359.2
Customs.....	550.7	590.0	39.3
Miscellaneous receipts.....	1,803.5 ²	1,744.7	—58.8
Total receipts.....	67,999.4	75,207.7	7,208.4
Deduct:			
Appropriation to Federal old-age and survivors insurance trust fund.....	3,568.6	4,000.0	431.4
Refunds of receipts.....	2,302.2	2,510.8	208.6
Net budget receipts.....	62,128.6	68,696.9	6,568.3

¹ Beginning in January 1951 receipts from individual income tax withheld, a component part of the individual income tax, and Federal Insurance Contributions Act receipts, a component part of employment taxes, were combined. Beginning in January 1952 receipts from the self-employment tax, a component part of the Federal Insurance Contributions Act, were combined with the individual income tax not withheld. The amounts shown for the individual components of these combined receipts are estimated.

² Includes Railroad Unemployment Insurance Act receipts.

Net budget receipts in the fiscal year 1953 are estimated to be \$68,696.9 million, an increase of \$6,568.3 million, or 10.6 percent over the previous all-time high of \$62,128.6 million in the fiscal year 1952. All major sources of tax receipts contribute to the increase. Only miscellaneous receipts, a nontax source, shows a decrease.

Individual income tax.—The yield of the individual income tax is shown in the following table.

Source	Actual, 1952	Estimated, 1953	Increase
In millions of dollars			
Individual income tax: ¹			
Withheld.....	18,520.6	20,948.0	2,427.4
Not withheld.....	11,359.0	12,603.0	1,244.0
Total individual income tax.....	29,879.6	33,551.0	3,671.4

¹ Beginning in January 1951 receipts from individual income tax withheld, a component part of the individual income tax, and Federal Insurance Contributions Act receipts, a component part of employment taxes, were combined. Beginning in January 1952 receipts from the self-employment tax, a component part of the Federal Insurance Contributions Act, were combined with the individual income tax not withheld. The amounts shown for the individual components of these combined receipts are estimated.

Receipts from income tax withheld are estimated to increase principally as a result of higher levels of salaries and wages and the full-year effect of the higher withholding rates under the Revenue Act of 1951, effective for only about two-thirds of the fiscal year 1952. Similarly,

income taxes not withheld are estimated to increase as a result of the full-year effect of the Revenue Act of 1951 and higher levels of income.

Corporation income and excess profits taxes.—Corporation tax receipts in the fiscal year 1952 reflect incomes of the calendar years 1950 and 1951, while receipts in the fiscal year 1953 reflect incomes in the calendar years 1951 and 1952. Of the two calendar years' tax liabilities making up the fiscal year receipts, the second calendar year is the more important in determining receipts in the fiscal year because of the acceleration of corporation tax payments.

Estimated receipts of \$23,700.0 million in the fiscal year 1953 are \$2,233.1 million more than the \$21,466.9 million collected from this source during the fiscal year 1952. A portion of this increase is due to the slightly higher profits estimated in the calendar year 1952 as compared with the level existing in 1950.

Other factors contributing to the increase were provisions of the Revenue Act of 1951, which reduced the excess profits credit under the income method from 85 percent of base period earnings in the calendar year 1950 to 83 percent in 1952, raised the maximum effective rate limitation on the excess profits tax, and increased the total income tax rate from 42 percent for the calendar year 1950 to 52 percent for 1952. Another provision of this act resulted in a temporary shifting of the due dates of the quarterly payments of many corporations with a tax year other than the calendar year, with the result that some payments normally due in the fiscal year 1952 were not payable until the following fiscal year.

Miscellaneous internal revenue.—Receipts from this source by groups are listed in the table which follows:

Source	Actual, 1952	Estimated, 1953	Increase
In millions of dollars			
Estate and gift taxes.....	833.1	895.0	61.9
Excise taxes:			
Liquor taxes.....	2,549.1	2,745.0	195.9
Tobacco taxes.....	1,565.2	1,704.0	138.8
Stamp taxes.....	85.0	93.0	8.0
Manufacturers' excise taxes.....	2,335.4	2,718.0	382.6
Retailers' excise taxes.....	475.5	494.0	18.5
Miscellaneous excise taxes.....	1,947.3	2,041.0	93.7
Total excise taxes.....	8,957.4	9,795.0	837.6
Adjustment to daily Treasury statement basis.....	-64.7		64.7
Total excise taxes.....	8,892.7	9,795.0	902.3
Total miscellaneous internal revenue.....	9,725.9	10,690.0	964.1

The large inventory accumulation by business and advance buying by consumers in the fiscal year 1951, following the attack on Korea, depressed receipts in the fiscal year 1952. Because the fiscal year 1952

receipts were thus adversely affected, total excise tax receipts are estimated to increase in the fiscal year 1953 by more than would normally be attributed to higher levels of income and the higher tax rates. Also, the materials allocation program reduced the production of taxable commodities in 1952 somewhat more than is expected in the fiscal year 1953.

All major sources of revenue contribute to the increase in the fiscal year 1953.

Employment taxes.—The yields of the various employment taxes are shown in the following table.

Source	Actual, 1952	Estimated, 1953	Increase, or decrease (—)
In millions of dollars			
Federal Insurance Contributions Act ¹	3,568.6	4,000.0	431.4
Federal Unemployment Tax Act.....	258.9	271.0	12.1
Railroad Retirement Tax Act.....	735.0	650.0	—85.0
Railroad Unemployment Insurance Act ²	10.3	11.0	.7
Total employment taxes.....	4,572.8	4,932.0	359.2
Deduct: Appropriation to Federal old-age and survivors insurance trust fund.....	3,568.6	4,000.0	431.4
Net employment taxes.....	1,004.2	932.0	—72.2

¹ Beginning in January 1951 receipts from individual income tax withheld, a component part of the individual income tax, and Federal Insurance Contributions Act receipts, a component part of employment taxes, were combined. Beginning in January 1952 receipts from the self-employment tax, a component part of the Federal Insurance Contributions Act, were combined with the individual income tax not withheld. The amounts shown for the individual components of these combined receipts are estimated.

² Not classified as an employment tax under the Internal Revenue Code.

Total employment tax receipts in the fiscal year 1953 are estimated to increase over those in the fiscal year 1952 as a result of higher levels of taxable salaries and wages. The increase occurs in all major categories except the Railroad Retirement Tax Act. This source reveals a decline in the fiscal year 1953 despite increasing wages because the receipts in the fiscal year 1952 reflected liabilities of approximately fourteen months as a result of changed collection procedure effective July 1, 1951.

Customs.—Customs receipts are estimated to be \$590.0 million in the fiscal year 1953, an increase of \$39.3 million over actual receipts of \$550.7 million in the fiscal year 1952.

Miscellaneous receipts.—Miscellaneous receipts are estimated to amount to \$1,744.7 million in the fiscal year 1953, a decrease of \$58.8 million from the fiscal year 1952.

Refunds of receipts.—Refunds of receipts are estimated to increase to \$2,510.8 million in the fiscal year 1953.

Fiscal year 1954

Estimated receipts in the fiscal years 1953 and 1954 are compared by major sources in the following table.

Source	Estimated, 1953	Estimated, 1954	Increase, or decrease (—)
In millions of dollars			
Individual income tax.....	33,551.0	33,394.0	—157.0
Corporation income and excess profits taxes.....	23,700.0	23,300.0	—400.0
Miscellaneous internal revenue.....	10,690.0	10,809.0	119.0
Employment taxes ¹	4,932.0	5,249.0	317.0
Customs.....	590.0	590.0	—
Miscellaneous receipts.....	1,744.7	2,179.6	434.8
Total receipts.....	75,207.7	75,521.6	313.8
Deduct:			
Appropriation to Federal old-age and survivors insurance trust fund.....	4,000.0	4,298.0	298.0
Refunds of receipts.....	2,510.8	2,558.9	48.1
Net budget receipts.....	68,696.9	68,664.7	—32.2

¹ Includes Railroad Unemployment Insurance Act receipts.

Net budget receipts in the fiscal year 1954 are estimated to amount to \$68,664.7 million, a decrease of \$32.2 million below the fiscal year 1953. As a result of the tax reductions due to take effect in the fiscal year 1954 under present law, both corporation income and excess profits taxes and the individual income tax are estimated to show decreases below the fiscal year 1953. Miscellaneous internal revenue increases in the fiscal year 1954 despite the effect of the excise tax reductions effective April 1, 1954.

Individual income tax.—The yield of the individual income tax is shown in the following table.

Source	Estimated, 1953	Estimated, 1954	Increase, or decrease (—)
In millions of dollars			
Individual income tax:			
Withheld.....	20,948.0	20,681.0	—267.0
Not withheld.....	12,603.0	12,713.0	110.0
Total individual income tax.....	33,551.0	33,394.0	—157.0

Receipts from income tax withheld are estimated to decline in the fiscal year 1954 as a result of the decrease in withholding rates scheduled for January 1, 1954. Income taxes not withheld are estimated to increase slightly in the fiscal year 1954 reflecting higher levels of income. The decrease in income tax rates will reduce the first declaration payments on 1954 incomes but not the final payments on 1953 incomes.

Corporation income and excess profits taxes.—Corporation income and excess profits taxes are estimated to amount to \$23,300.0 million in the fiscal year 1954, a decrease of \$400.0 million from 1953. Corporation income tax liabilities are estimated to be higher in the calendar year 1953 than in the calendar year 1951 because of higher effective tax rates but this increase in income tax collections is expected to be more than offset by decreased excess profits tax collections. Under existing law the excess profits tax is due to expire June 30, 1953. Corporations will prorate their excess profits tax liability for a full year on the basis of the number of days in their taxable years which precede June 30, 1953. This will cut total excess profits tax liability in 1953 to roughly half what it otherwise would have been.

Miscellaneous internal revenue.—Receipts from this source by major groups are listed in the table which follows.

Source	Estimated, 1953	Estimated, 1954	Increase, or decrease (—)
In millions of dollars			
Estate and gift taxes.....	895.0	940.0	45.0
Excise taxes:			
Liquor taxes.....	2,745.0	2,700.0	—45.0
Tobacco taxes.....	1,704.0	1,689.0	—15.0
Stamp taxes.....	93.0	93.0	—
Manufacturers' excise taxes.....	2,718.0	2,826.0	108.0
Retailers' excise taxes.....	494.0	504.0	10.0
Miscellaneous excise taxes.....	2,041.0	2,057.0	16.0
Total excise taxes.....	9,795.0	9,869.0	74.0
Total miscellaneous internal revenue.....	10,690.0	10,809.0	119.0

Although the rates of certain excise taxes are scheduled to be reduced as of April 1, 1954, miscellaneous internal revenue is estimated to increase in 1954, reflecting higher income levels and greater durable goods production than in the fiscal year 1953.

Collections from the liquor and tobacco excise taxes are expected to decline because of the scheduled termination of the tax increases made by the Revenue Act of 1951. The liquor and tobacco taxes affected by the scheduled rate decreases are paid by stamp, and collections will immediately reflect the April 1, 1954, reduction. Collections from the manufacturers' excise taxes and miscellaneous excise taxes are estimated to increase although certain of the tax rates in these categories will also be reduced. Because of the timing of payment of the tax liabilities for these taxes the effect on collections will lag behind the April 1 effective date of the tax reduction.

Employment taxes.—The yields of the various employment taxes under existing legislation are shown in the following table.

Source	Estimated, 1953	Estimated, 1954	Increase
In millions of dollars			
Federal Insurance Contributions Act.....	4,000.0	4,298.0	298.0
Federal Unemployment Tax Act.....	271.0	280.0	9.0
Railroad Retirement Tax Act.....	650.0	660.0	10.0
Railroad Unemployment Insurance Act ¹	11.0	11.0
Total employment taxes.....	4,932.0	5,249.0	317.0
Deduct: Appropriation to Federal old-age and survivors insurance trust fund.....	4,000.0	4,298.0	298.0
Net employment taxes.....	932.0	951.0	19.0

¹ Not classified as an employment tax under the Internal Revenue Code.

The combined receipts from the employment taxes are estimated to increase in the fiscal year 1954 as a consequence of higher levels of taxable salaries and wages and the part-year effect of a tax rate increase on wages and salaries under the Federal Insurance Contributions Act, effective January 1, 1954.

All the major sources of receipts included in employment taxes contribute to the increase except the Railroad Unemployment Insurance Act.

Customs.—Customs receipts are estimated to be \$590.0 million in the fiscal year 1954, the same as the preceding year.

Miscellaneous receipts.—Miscellaneous receipts are estimated to be \$2,179.6 million, an increase of \$434.8 million over the fiscal year 1953.

The estimate for the fiscal year 1954 includes collections of foreign credits and currencies in amounts equal to the estimated expenditure of such credits by the various agencies. In prior years, these credits and currencies were used largely by certain agencies operating abroad, without being deposited into Treasury receipts and without being appropriated. Total budget expenditures and net budget receipts will therefore be increased by the same amount, with no effect on the budget deficit.

Refunds of receipts.—Refunds of receipts are estimated to amount to \$2,558.9 million in the fiscal year 1954, a slight increase over the fiscal year 1953.

BUDGET EXPENDITURES IN 1952

Federal expenditures of \$66.1 billion during the fiscal year 1952 were larger than in any other year since the war, and nearly all the \$21.5 billion increase over 1951 expenditures was due to the rising tempo of the defense mobilization. Although the 1952 total was substantially less than the annual totals during the war, it was sub-

stantially more than the average of \$38.3 billion in the 4 years between the war and the Korean outbreak.

Expenditures in 1952 and 1951, and the postwar averages of 1947-50 are given, on the daily Treasury statement basis, in the table which follows. Related details for these and earlier years are shown in tables 2, 3, and 5 of the tables section of this report.

Year	National defense and related activities	International finance and aid	Interest on the public debt	Veterans' Administration	Other	Total
	In billions of dollars					
1947-50, average.....	13.2	4.9	5.3	6.8	8.1	38.3
1951.....	20.0	4.4	5.6	5.2	9.4	44.6
1952.....	39.1	4.8	5.9	4.9	11.5	66.1

* Revised.

War and war related expenditures (for national defense, international finance and aid, interest on the public debt, and veterans' benefits) amounted to \$54.7 billion, and accounted for 83 percent of all expenditures in 1952.

National defense expenditures of \$39.1 billion were nearly twice those of 1951 and three times those of the 1947-50 average. In the first quarter of the fiscal year 1952, monthly defense expenditures averaged less than \$2.9 billion; in the fourth quarter, nearly \$3.8 billion. The increase reflected the sharply rising military expansion throughout 1952; the largest part consisting of major procurement and construction. The rate of the value of deliveries in the fourth quarter of the fiscal year was more than six times the rate of all military procurement and construction at the time of the attack on Korea. Expenditures for maintenance and operation also increased, as did expenditures for military personnel, whose numbers were expanding.

In addition to the primary increases in national defense disbursements by the Department of Defense, there were increases in supporting programs. The largest of these was for strategic and critical materials. Expenditures classified as national defense, however, actually did not include all outlays for defense purposes. Among these was the atomic energy program. Many other Government operations were expanded for defense purposes.

After national defense, interest on the public debt was the next largest war related expenditure, exceeding, as it had since 1949, the outlay for international finance and aid, and, as in 1951, also exceeding veterans' services and benefits. The 1952 interest total of nearly \$5.9 billion was almost 8.9 percent of the budget. The total compared with \$1.1 billion in 1941. The increase during 1952 amounted to \$247 million.

International finance and aid expenditures of \$4.8 billion were \$0.4 billion more than in 1951 and slightly less than the average in 1947-50. Of the 1952 total, \$2.2 billion was spent for military assistance, compared with \$0.9 billion in 1951, and \$2.2 billion was spent for economic and technical assistance, compared with \$3.0 billion in 1951. Both of these, which are authorized by the Mutual Security Act, were substantially less than had been estimated. There was also a decrease of \$237 million in expenditures for civil functions of the Army in occupied areas. A new expenditure item in 1952 was \$160 million for emergency food aid for India.

As a whole, expenditures for veterans' services and benefits have declined sharply from the average of nearly \$6.8 billion in 1947-50 even though pension and compensation payments in 1952 were slightly above the level of 1947-50. Total aid to veterans of \$4.9 billion in 1952 represented a decline of one-third from the total of nearly \$7.3 billion in 1947, the year when educational and other readjustment benefits were drawn upon most widely. In 1952, there was a decline of \$610 million in readjustment benefits.

The remaining expenditures, shown in the table below, included those for domestic programs, for the running expenses of the Government, and for those defense programs for which the statistics cannot readily be extracted. The total of \$11.5 billion in 1952 compared with an average of \$8.1 billion in 1947-50, and with \$9.4 billion in 1951. Practically all the increases in these expenditures in 1951 and 1952, except those for aid to agriculture, social security, and the postal deficiency, resulted from requirements for defense. The largest increase in 1952, \$740 million, was for atomic energy, expenditures for which are not separated for defense and nondefense purposes. The increase of \$584 million expended for aid to agriculture was due mainly to the smaller net receipts of the Commodity Credit Corporation in 1952. Other increases were for housing and community development in critical defense areas, for improving public roads, public works, and other programs contributing or incidental to the defense.

All other expenditures of \$3.5 billion in 1952 compared with \$3.2 billion in 1951. They included the expenses of the Government for both executive departments and agencies not classified elsewhere under special programs, and also for legislative and judicial functions.

Year	Aid to agriculture	Housing and home finance	Public works	Social security	Atomic energy	Postal deficiency	All other	Total
	In millions of dollars							
1947-50, average.....	1,913	-66	1,228	1,587	446	417	2,557	8,083
1951.....	635	460	1,541	2,027	908	624	3,167	9,363
1952.....	1,219	614	1,565	2,203	1,648	740	3,480	11,469

ESTIMATES OF EXPENDITURES IN 1953 AND 1954

Actual expenditures for the fiscal year 1952 and estimates for the fiscal years 1953 and 1954 are summarized in the following table. Further details will be found in table 119. The estimates are based upon figures submitted to the Congress in the Budget for 1954.

Actual budget expenditures for the fiscal year 1952 and estimated expenditures for 1953 and 1954¹

[In millions of dollars. On basis of 1954 Budget document]

	Actual, fiscal year 1952	Estimated, fiscal year 1953	Estimated, fiscal year 1954
Agriculture Department (including Commodity Credit Corporation).....	1,242.1	2,143.4	2,031.0
Atomic Energy Commission.....	1,669.9	2,000.0	2,700.0
Civil Service Commission.....	332.2	344.9	450.6
Commerce Department.....	979.1	1,097.3	1,031.3
Defense Department:			
Military functions.....	38,967.0	43,400.0	45,500.0
Civil functions.....	709.9	658.8	639.9
Economic Stabilization Agency.....	91.0	70.9	1.9
Export-Import Bank of Washington (net).....	29.4	82.5	45.1
Federal Civil Defense Administration.....	33.3	81.0	70.0
Federal Security Agency.....	1,671.0	1,940.9	1,903.8
General Services Administration.....	1,070.1	1,261.2	1,126.2
Housing and Home Finance Agency.....	584.8	539.4	379.7
Interior Department.....	584.8	616.3	659.1
Labor Department.....	252.5	292.4	321.0
Mutual security and other funds appropriated to the President.....	4,982.6	5,864.9	7,655.8
Post Office Department (general fund).....	740.0	666.0	668.8
Railroad Retirement Board.....	777.5	694.3	705.9
Reconstruction Finance Corporation (net).....	-220.2	-55.9	-119.8
State Department.....	258.2	275.3	316.3
Tennessee Valley Authority.....	185.2	231.5	242.9
Treasury Department:			
Interest on the public debt.....	5,853.0	6,450.0	6,350.0
Other.....	774.4	820.7	827.9
Veterans' Administration.....	4,922.6	4,584.1	4,494.1
Reserve for contingencies.....		25.0	40.0
All other.....	509.4	508.1	545.3
Adjustment to daily Treasury statement basis.....	-854.5		
Total budget expenditures.....	66,145.2	74,592.8	78,586.6

¹ These figures are derived from the 1954 Budget document. The actual figures for the fiscal year 1952 are based upon the Treasury's *Combined Statement of Receipts, Expenditures and Balances*, and therefore may differ from figures published in the daily Treasury statement.

TRUST ACCOUNT AND OTHER TRANSACTIONS

Financial transactions of Federal agencies other than those affecting the budget receipts and expenditures of the Government and those relating to the public debt are classified in the daily Treasury statement in three constituent groups: (1) Trust accounts, etc., (2) investments of Government agencies in public debt securities (net), and (3) sales and redemptions of obligations of Government agencies in the market (net).

The first group includes the trust accounts maintained in the Treasury, pursuant to law, for the benefit of individuals or classes of individuals. The Government's payments from general fund appropriations to the various trust accounts are included as receipts under the respective accounts. Also included in this group are deposit fund accounts covering principally moneys placed with the United States Treasury which may be withdrawn by the depositor and unidentified receipts held until appropriate disposition can be made thereof. The net receipts in these accounts for the fiscal year 1952 amounted to \$3,855 million. The second group includes the purchases and sales of public debt securities by Government agencies and funds, which clear through the accounts of the Treasurer of the United States. The net purchases in the fiscal year 1952 amounted to \$3,636 million. In the third group are included the market sales and redemptions of securities issued by Government corporations and agencies. In the fiscal year 1952, net redemptions amounted to \$72 million.

Monthly details of trust account and other transactions for the fiscal year 1952 will be found in table 4, and table 6 shows the major classifications from 1944 through 1952.

GENERAL FUND

Moneys of the Government deposited with and held by the Treasurer of the United States are maintained in one general fund. Assets in the general fund consist of certain gold, silver, currency, coins; unclassified collection items, and balances to the credit of the Treasurer of the United States in Federal Reserve Banks and other depository banks. The liabilities consist of outstanding Treasurer's checks; balances to the credit of the Post Office Department, the Board of Trustees of the Postal Savings System, and postmasters' disbursing accounts, etc.; and uncollected items, exchanges, etc. The general fund balance, representing the difference between assets and liabilities, at the close of the fiscal year 1952, on the basis of the daily Treasury statement, amounted to \$6,969 million, a decrease of \$388 million during the fiscal year.

The net change in the balance of the general fund during the fiscal year was accounted for as follows:

Balance June 30, 1951.....		\$7,356,578,123.19
Add:		
Budget receipts, net.....		62,128,606,579.52
Trust accounts, etc., receipts.....		8,806,815,681.85
Net increase in gross public debt.....		3,883,201,970.50
Total.....		82,175,202,355.06
Deduct:		
Budget expenditures, including those of wholly owned Gov-		
ment corporations.....	\$66,145,246,957.62	
Trust accounts, etc., expenditures.....	4,951,571,632.46	
Investments of Government agencies in public debt securities,		
net.....	3,636,132,200.67	
Clearing account for outstanding checks and interest coupons,		
and telegraphic reports from Federal Reserve Banks: Excess		
of expenditures.....	401,389,312.15	
Total.....	75,134,340,102.90	
Sales and redemptions of obligations of Government agencies		
in market, net.....	72,034,647.85	
		75,206,374,750.75
Balance June 30, 1952.....		6,968,827,604.31

A comparative analysis of the assets and liabilities of the general fund is shown, as of June 30, 1951 and 1952, in table 43.

The balance in the general fund as of the end of the month ranged during the fiscal year from a low of \$3,879 million on January 31 to a high of \$6,969 million on June 30. As in the past three years, the largest item in general fund assets was the amount on deposit in Treasury accounts with the commercial banks designated as special depositories, termed Treasury tax and loan accounts since January 1, 1950. Tax and loan account balances, as of the close of the month, were lowest on January 31 with \$2,048 million, and were highest on March 31 with \$5,228 million. On June 30, they totaled \$5,106 million.

Funds deposited in tax and loan accounts in 1952 consisted of the proceeds of the majority of the sales of savings bonds and savings notes and other public debt obligations issued for cash (except regular issues of Treasury bills), a large part of the proceeds of withheld individual income and payroll taxes, and also, most quarterly tax payments of \$10,000 and over of individuals and corporations.

PUBLIC DEBT OPERATIONS AND OWNERSHIP OF FEDERAL SECURITIES

The net increase of \$3.9 billion during the year brought the total public debt and guaranteed obligations outstanding on June 30, 1952,

to \$259.2 billion. The total was somewhat above the amounts outstanding on June 30 in any other year since 1946 but it was substantially less than the peak of \$279.8 billion in February 1946 and the total of \$269.9 billion outstanding on June 30, 1946.

The increase in the debt during the fiscal year 1952 was brought about by special issues of \$3.1 billion to Government investment accounts and a net increase in public issues of \$0.9 billion. The rise in public issues was the result of new marketable issues of \$2.5 billion and a decline in nonmarketable securities of \$1.6 billion. The total interest-bearing public issues of \$219.1 billion on June 30, 1952, was close to the average outstanding as of June 30, 1948-1951. During the past four years, however, there was a substantial change in the composition of these issues. Marketable securities decreased and nonmarketable increased, respectively, by approximately \$20 billion. On June 30, 1952, marketable issues constituted approximately 64 percent of the interest-bearing public issues, and nonmarketable, approximately 36 percent.

The total Federal debt outstanding since January 1946 is shown in chart 3. Detailed information on the debt outstanding, operations, and ownership is given in the tables section of the report. Changes in the debt during 1952 are summarized in the accompanying table.

Class of debt	June 30, 1951	June 30, 1952	Increase, or decrease (-)
	In billions of dollars		
Public debt:			
Interest-bearing:			
Public issues:			
Marketable.....	137.9	140.4	2.5
Nonmarketable.....	80.3	78.7	-1.6
Total public issues.....	218.2	219.1	.9
Special issues to Government investment accounts.....	34.7	37.7	3.1
Total interest-bearing public debt.....	252.9	256.9	4.0
Matured debt on which interest has ceased.....	.5	.4	-.1
Debt bearing no interest.....	1.9	1.8	(*)
Total public debt.....	255.2	259.1	3.9
Guaranteed obligations not held by the Treasury.....	(*)	(*)	(*)
Total public debt and guaranteed obligations.....	255.3	259.2	3.9

* Less than \$50 million.

TRENDS IN THE FEDERAL DEBT 1946-'52

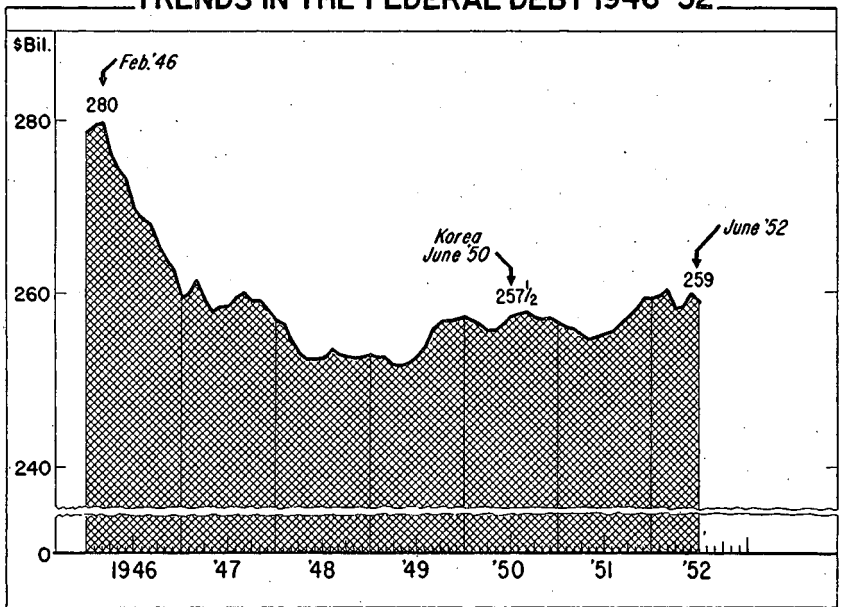


CHART 3

Operations in the public debt and changes in its ownership during the fiscal year 1952 are outlined in the two sections which follow.

PUBLIC DEBT OPERATIONS

Summary

The Treasury borrowed "new money" through marketable issues during the year by increasing the offerings of 91-day Treasury bills and by two offerings of the new Treasury tax anticipation bills. Since all of the new money borrowed by issuing tax anticipation bills was repaid before the end of the fiscal year, these issues did not increase the debt. Refunding of marketable securities (other than Treasury bills) was accomplished by six issues of certificates of indebtedness and by an issue of intermediate bonds, the first marketable Treasury bond offering since 1945. In addition, portions of four long-term Treasury bond issues were refunded into Treasury nonmarketable bonds of the investment series. In connection with this refunding the Treasury

also raised \$318 million of "new money," most of which was paid during fiscal 1952. In May 1952, the yields of United States savings bonds were raised and in June 1952 a new current income bond, the H bond, was added to the series. Treasury savings notes continued on sale at the yields which had been adjusted upward in May 1951.

The results of the public offerings of bonds, notes, and certificates of indebtedness are shown in the following tables. The results of bill offerings are summarized in later text.

Public offerings of bonds, notes, and certificates of indebtedness, fiscal year 1952¹

[In millions of dollars]

Date of issue	Description of security	Issued for cash	Issued in exchange for other securities	Total issued
Marketable issues				
1½% certificates of indebtedness:				
Aug. 1, 1951.....	Series B-1952, due July 1, 1952.....		5, 216	5, 216
Sept. 15, 1951.....	Series C-1952, due Aug. 15, 1952.....		583	583
Oct. 1, 1951.....	Series D-1952, due Sept. 1, 1952.....		1, 832	1, 832
Oct. 15, 1951.....	Series E-1952, due Oct. 1, 1952.....		10, 861	10, 861
Dec. 15, 1951.....	Series F-1952, due Dec. 1, 1952.....		1, 063	1, 063
Mar. 1, 1952.....	Series A-1953, due Feb. 15, 1953.....		8, 868	8, 868
Do.....	2¾% Treasury bonds of 1957-59, due Mar. 15, 1959.....		927	927
1½% Treasury notes:				
Apr. 1, 1951.....	Series EA-1956, due Apr. 1, 1956.....		1, 007	1, 007
Oct. 1, 1951.....	Series EO-1956, due Oct. 1, 1956.....		550	550
Apr. 1, 1952.....	Series EA-1957, due Apr. 1, 1957.....		512	512
	Total Treasury certificates of indebtedness, bonds, and notes.....		31, 418	31, 418
Nonmarketable issues				
May 19, 1952.....	2¾% Treasury Bonds, Investment Series B-1975-80 (additional issue), due Apr. 1, 1980.....	2 450	2 1, 307	2 1, 758
Various.....	Treasury savings notes, Series A.....	4, 965		4, 965
Do.....	United States savings bonds:			
	Series E.....	3 4, 377		3 4, 377
	Series F and G.....	3 607	9	3 616
	Series H.....	30		30
	Series J and K.....	110	(*)	110
	Subtotal savings bonds.....	3 5, 124	9	3 5, 132
	Total Treasury bonds, investment series, savings bonds, and savings notes.....	10, 539	1, 316	11, 855
	Total issues.....	10, 539	32, 734	43, 273

*Less than \$500,000.

¹ Exclusive of special series of certificates of indebtedness; armed forces leave bonds; depositary bonds; special notes of the United States: International Monetary Fund series; United States savings stamps; and guaranteed obligations.

² From press release of June 5, 1952, (see exhibit 14, page 268).

³ Includes accruals.

Disposition of maturing or redeemable public issues of bonds, notes, and certificates of indebtedness, fiscal year 1952¹

[Dollars in millions]

Date of refunding	Description of security	Date of issue	Re-deemed for cash or carried to matured debt	Ex-changed for new security	Total	Percent ex-changed
Marketable issues						
1951						
Aug. 1.....	1¼% Treasury notes, Series, E-1951, maturing Aug. 1, 1951.	July 1, 1950.....	135	5,216	5,351	97.5
Sept. 15....	3% Treasury bonds of 1951-55, called Sept. 15, 1951.	Sept. 15, 1931.....	172	583	755	77.2
Oct. 1.....	1¼% Treasury notes, Series A-1951, maturing Oct. 1, 1951.	Feb. 1, 1950.....	86	1,832	1,918	95.5
Oct. 15....	1¼% Treasury notes: Series F-1951, maturing Oct. 15, 1951.	Sept. 15, 1950.....	67	5,873	5,941	98.9
	Series G-1951, maturing Nov. 1, 1951.	Oct. 1, 1950.....	265	4,988	5,253	94.9
	Subtotal, Oct. 15.....		333	10,861	11,194	97.0
Dec. 15....	2¼% Treasury bonds of 1951-53, called Dec. 15, 1951.	Dec. 22, 1939.....	55	1,063	1,118	95.0
1952						
Mar. 1.....	2½% Treasury bonds of 1952-54, called Mar. 15, 1952.	Mar. 31, 1941.....	97	927	1,024	90.5
Do.....	1¼% certificates, Series A-1952, maturing Apr. 1, 1952.	June 15, 1951.....	656	8,868	9,524	93.1
	Subtotal, Mar. 1.....		753	9,795	10,548	92.9
June 4.....	2½% Treasury bonds: Exchanged during fiscal 1952: 1965-70 due Mar. 15, 1970. 1966-71 due Mar. 15, 1971. 1967-72 due June 15, 1972. 1967-72 due Dec. 15, 1972.	Feb. 1, 1944..... Dec. 1, 1944..... June 1, 1945..... Nov. 15, 1945.....	 	2 418 2 479 2 85 2 192	418 479 85 192	
	Remainder.....			133	133	
	Subtotal, June 4.....			1,307	1,307	
	Total Treasury bonds, notes, and certificates of indebtedness.		1,534	30,657	32,192	
Nonmarketable issues						
Various....	United States savings bonds: Series A-D.....	Mar. 1935-Apr. 1941.	90		90	
	Series E.....	May 1941 on continuous sale.	3,999	9	4,008	
	Series F and G.....	May 1941-Apr. 1952.	1,012		1,012	
	Subtotal savings bonds.		5,101	9	5,109	
Do.....	Treasury tax and savings notes.	Aug. 1, 1941, on continuous sale.	3 6,174		6,174	
Do.....	2½% Treasury bonds, investment series: Series A-1965.....	Oct. 1, 1947.....	1		1	
	Series B-1975-80.....	Apr. 1, 1951.....		2,068	2,068	
	Subtotal Treasury bonds, investment series.		1	2,068	2,070	
	Total savings bonds, tax and savings notes, and Treasury bonds, investment series.		11,276	2,077	13,354	
	Total issues.....		12,811	32,734	45,545	

¹ Marketable issues in this table are exclusive of special series of certificates of indebtedness, postal savings bonds, and other debt items. Nonmarketable issues are exclusive of armed forces leave bonds; depository bonds; excess profits tax refund bonds; special notes of the United States; International Monetary Fund series; United States savings stamps; and guaranteed obligations.

² Exchanges through June 30, 1952. Payment of the balance has been deferred under the option to pay in four equal installments on June 4, August 1, October 1, and December 1, 1952.

³ Includes tax and savings notes in the amount of \$2,737 million surrendered in payment of taxes.

Marketable issues

Bonds, notes, and certificates of indebtedness.—Bank restricted bonds (the marketable issues which commercial banks may not acquire before specified dates) decreased \$8.6 billion in 1952 to a total of \$27.5 billion.

Two issues of bank restricted bonds, the 2½ percent bonds of June 15, 1962–67, and the 2¼ percent bonds of June 15, 1959–62, outstanding in the total of \$7.4 billion, became bank eligible on May 5 and June 15, respectively. The issues were two of the eleven so restricted by their terms in order to minimize their inflation potential during World War II. They were the second and third issues to become eligible for bank purchase; the first became eligible on September 15, 1946. Bank restricted issues were further reduced by the reopening in May of the nonmarketable 2¼ percent Treasury Bonds, Investment Series B–1975–80, which were offered, under a formula, for cash and in exchange for four of the longest-term bank restricted Treasury bonds.

The amounts of the security classes of marketable issues outstanding on June 30, 1951 and 1952, with changes during the year, are shown in the following table.

Class of security	June 30, 1951	June 30, 1952	Increase, or decrease (—)
	In billions of dollars		
Treasury bills.....	13.6	17.2	3.6
Certificates of indebtedness.....	9.5	28.4	18.9
Treasury notes.....	35.8	19.0	—16.8
Treasury bonds:			
Bank eligible.....	42.8	48.2	5.4
Bank restricted.....	36.1	27.5	—8.6
Other bonds (postal savings, etc.).....	.2	.1	(*)
Total interest-bearing marketable securities.....	137.9	140.4	2.5

*Less than \$50 million.

Four issues of Treasury bonds were not called for redemption when they reached their first and subsequent call dates which occurred during the fiscal year. These were the 2 percent bonds of September 15, 1951–53, the 2 percent bonds of December 15, 1951–55, the 2 percent bonds of June 15, 1952–54, and the 2¼ percent bonds of June 15, 1952–55.

Marketable securities, other than Treasury bills, matured or were called for redemption in the amount of \$30.9 billion. Of this total, \$29.3 billion were exchanged for new issues; the remaining \$1.5 billion consisted of balances of the matured or called issues which were presented for cash redemption rather than exchange or which were transferred to matured debt. These totals do not include \$1.3 billion of exchange subscriptions of four issues of Treasury bonds which were refunded in part into an additional issue of Treasury Bonds, Investment Series B–1975–80.

The eight wholly refunded securities consisted of three issues of Treasury bonds, four issues of $1\frac{1}{4}$ percent Treasury notes—three 13-month maturities, and one 20-month maturity—and one issue of $9\frac{1}{2}$ -month $1\frac{1}{8}$ percent certificates of indebtedness. The partially refunded securities were four of the longest-term bond issues. In addition to the investment series bonds, the new security issues consisted of six issues of 11- or $11\frac{1}{2}$ -month $1\frac{1}{8}$ percent certificates of indebtedness, and an issue of 5-year and $\frac{1}{2}$ month—7-year and $\frac{1}{2}$ month $2\frac{1}{8}$ percent bonds designated Treasury bonds of 1957–59.

The refunding operations of the year were opened with the offering on July 16, 1951, in accordance with an announcement by the Secretary of the Treasury on July 12, of a new issue of 11-month $1\frac{1}{8}$ percent certificates of indebtedness. The certificates, Series B–1952, dated August 1, 1951, were offered to holders of the $1\frac{1}{4}$ percent Treasury notes, Series E–1951, outstanding in the amount of \$5,351 million. Subscriptions to the new certificates, Series B–1952, totaled \$5,216 million, leaving \$135 million of the maturing notes to be paid in cash.

On August 27, offerings were announced of two issues of 11-month $1\frac{1}{8}$ percent certificates of indebtedness to be made on September 4 and September 18, in exchange, respectively, for the 3 percent Treasury bonds of 1951–55 which previously had been called for redemption on September 15, 1951, and in exchange for the $1\frac{1}{4}$ percent Treasury notes, Series A–1951 which matured October 1, 1951. The new certificates, Series C–1952 and Series D–1952 were dated September 15 and October 1, respectively. Exchanges of the bonds for the new certificate issue, Series C–1952, dated September 15, amounted to \$583 million, leaving \$172 million of the maturing bonds to be paid in cash. Exchanges of the notes for the new certificate issue, Series D–1952, dated October 1, amounted to \$1,832 million, leaving \$86 million of the maturing notes to be paid in cash.

An offering of $11\frac{1}{2}$ -month $1\frac{1}{8}$ percent certificates of indebtedness on October 1 was announced on September 25 to holders of two issues of $1\frac{1}{4}$ percent Treasury notes which matured in the total of \$11,194 million. Exchanges for the new certificate, Series E–1952, dated October 15, 1951, totaled \$10,861 million. Exchanges of the notes, Series F–1951, which matured October 15 in the amount of \$5,941 million, were \$5,873 million. Exchanges of the notes, Series G–1951, which matured November 1 in the amount of \$5,253 million, were \$4,988 million.

On November 26, an offering on December 3 was announced of an issue of $11\frac{1}{2}$ -month $1\frac{1}{8}$ percent certificates of indebtedness for exchange of the $2\frac{1}{4}$ percent Treasury bonds of 1951–53, which earlier had been called for redemption on December 15. The called bonds were outstanding in the amount of \$1,118 million. Subscriptions to the new

certificates, Series F-1952, dated December 15, 1951, amounted to \$1,063 million.

The next refunding, announced on February 13, 1952, consisted of the offering on February 18 of two securities. The first, an issue of 2½ percent Treasury bonds of March 15, 1957-59, was made to refund the 2½ percent Treasury bonds of 1952-54 which had been called for redemption on March 15, 1952. This was the first marketable Treasury bond offered since October 1945. The second security, an 11½-month 1½ percent certificate of indebtedness, was offered to holders of the 9½-month 1½ percent certificate, Series A-1952, maturing April 1. Subscriptions to the 2½ percent Treasury bonds of 1957-59 amounted to \$922 million, leaving \$97 million of the maturing bonds to be paid in cash. Subscriptions to the new 1½ percent certificates, Series A-1953, dated March 1, 1952, amounted to \$8,868 million, leaving \$656 million of the maturing certificates to be paid in cash.

Finally, a portion of the four longest-term bank restricted bonds was shifted into nonmarketable bonds. In accordance with an announcement on April 30, the nonmarketable issue of 2½ percent Treasury Bonds, Investment Series B-1975-80, was reopened on May 19 for cash or not less than one-fourth for cash and the remainder for exchange of any of the four bonds. The subscription books were closed on May 29. Exchange subscriptions amounted to \$1,307 million and cash subscriptions to \$450 million. These figures included exchange subscriptions of \$392 million and cash subscriptions of \$132 million of Government investment accounts.

Bonds of Investment Series B-1975-80, which were originally issued April 1, 1951, are not transferable, but at the option of the owner may be exchanged for 1½ percent five-year marketable notes. During 1952 three series of these notes, Series EA, due April 1, 1956, Series EO, due October 1, 1956, and Series EA, due April 1, 1957, were issued in the total of \$2,068 million in exchange for bonds of this investment series. Of these exchanges, \$2,000 million were made for the Federal Reserve System Open Market Account.

Treasury 91-day bills.—Offerings of 91-day bills were made in each week of the fiscal year. In the first quarter of the year the issues exceeded the amount of the maturities by \$2.0 billion; the issues in the second and third quarters refunded in equivalent amounts the bills maturing; and the issues in the last quarter exceeded the maturities by \$1.6 billion. The issues consisted of 50 with 91-day maturities, one, on November 23, of a 90-day term, and one, on August 23, of a 92-day term. The 13 issues outstanding at the end of the fiscal year 1951 totaled \$13,614 million and the 13 issues outstanding at the close of the fiscal year 1952 totaled \$17,219 million.

The average rates of discount on new issues ranged moderately

during July through November between 1.562 percent and 1.660 percent. In December the rate increased, rising to the year's high of 1.883 percent on January 3. A rapid decline then carried the rate to the year's low of 1.507 percent on February 21. The rate then increased gradually through the remainder of the fiscal year, interrupted only by declines in March and in mid-June. The average rates on weekly bill offerings during the year are shown in exhibit 12.

Noncompetitive bids for \$200,000 or less from any one bidder were accepted in full at the average price for competitive bids. These bids averaged about \$171 million a week and amounted to 13.9 percent of all bids accepted.

Treasury bills, Tax Anticipation Series.—There were two issues of bills of the new Tax Anticipation Series in October and November 1951. These new issues were offered to provide the Treasury with funds in periods when tax collections were seasonally low; to provide the Treasury with appropriate maturities when large amounts of funds were flowing into the Treasury; and to provide an investment medium for corporations accumulating funds to pay their taxes in March and June, the two months when the heaviest tax payments are due. The October series was accepted in payment of income taxes due on March 15, 1952, and the November series in payment of income taxes due on June 15, 1952.

The offerings were for cash, with payment on the date of issue, except that any qualified depository could make payment for the bills by credit in its tax and loan account up to any amount for which it was qualified in excess of existing deposits. The bills were issued on a discount basis, as in the case of 91-day bills. Bills of the first series had a 144-day term, were dated October 23, 1951, and matured on March 15, 1952. Tenders were accepted for \$1,234 million. Bills of the second series had a term of 201 days, were dated November 27, 1951, and matured on June 15, 1952. Tenders were accepted for \$1,249 million. The average rates of discount were 1.550 percent for the October series and 1.497 percent for the November series. To the extent the bills were not presented in payment of income taxes, in accordance with the offering terms the face amount was payable without interest at maturity.

Tax anticipation bills are like Treasury savings notes in that one of the purposes of their issuance is also their use in direct payment of taxes. In other respects, however, the bills are unlike the savings notes, as the savings notes are 3-year nonmarketable issues on continuous sale, bearing interest on a graduated rising scale payable on redemption, and redeemable before maturity.

Nonmarketable issues

Toward the end of the fiscal year a number of changes were made in United States savings bonds as described in the following paragraphs. Treasury savings notes continued on sale in 1952 and corporations used a larger volume for tax payments than in any other year since 1946. Treasury Bonds, Investment Series B-1975-80, outstanding declined somewhat as a result of exchanges (largely by the Federal Reserve Banks), under the owners' option, for marketable 5-year 1½ percent Treasury notes, Series EA and EO. These exchanges were substantially offset by the issues of the Investment Series in the refunding of long-term bank restricted bonds and also by the cash subscriptions in the offering of May 19-29. The changes in the amounts of nonmarketable interest-bearing security classes during the year are shown in the following table.

Class of security	June 30, 1951	June 30, 1952	Increase, or decrease (—)
	In billions of dollars		
United States savings bonds:			
Series E	34.5	34.9	0.4
Series F and G	23.1	22.7	— .4
Series H		(*)	(*)
Series J and K1	.1
Total	57.6	57.7	.1
Treasury savings notes (unmatured)	7.8	6.6	— 1.2
Treasury bonds, investment series	14.5	14.0	— .5
Other4	.4	(*)
Total interest-bearing nonmarketable issues	80.3	78.7	— 1.6

*Less than \$50 million.

United States savings bonds.—The changes in savings bonds were announced on April 29. Effective May 1 the yields on new issues were raised, both for the intermediate period before maturity and for the entire period to maturity. The yield of Series E bonds maturing on or after May 1, 1952, also was improved if the bonds were held for an additional period after maturity. Sales of Series F and G savings bonds were discontinued on May 1, and in their place two series of savings bonds to be known as Series J and Series K were placed on sale. The wholly new current income bond, Series H, was placed on sale on June 1 as a companion to the discount Series E bond and is being promoted along with the E bond.

Several changes were made in the terms of E bonds issued on and after May 1, 1952. The intermediate redemption schedule was revised upward to give higher yields in the earlier years. Interest

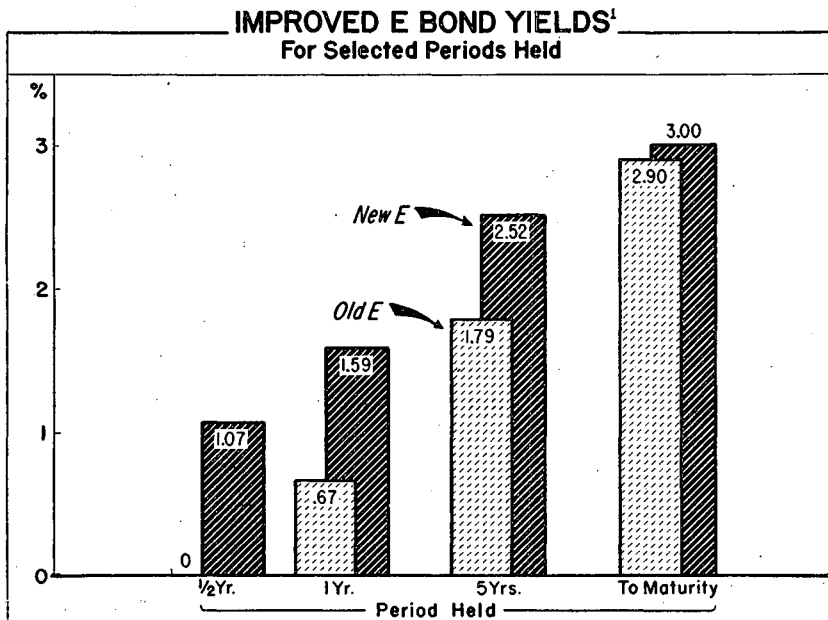


CHART 4

Approximate yield per annum, compounded semiannually.

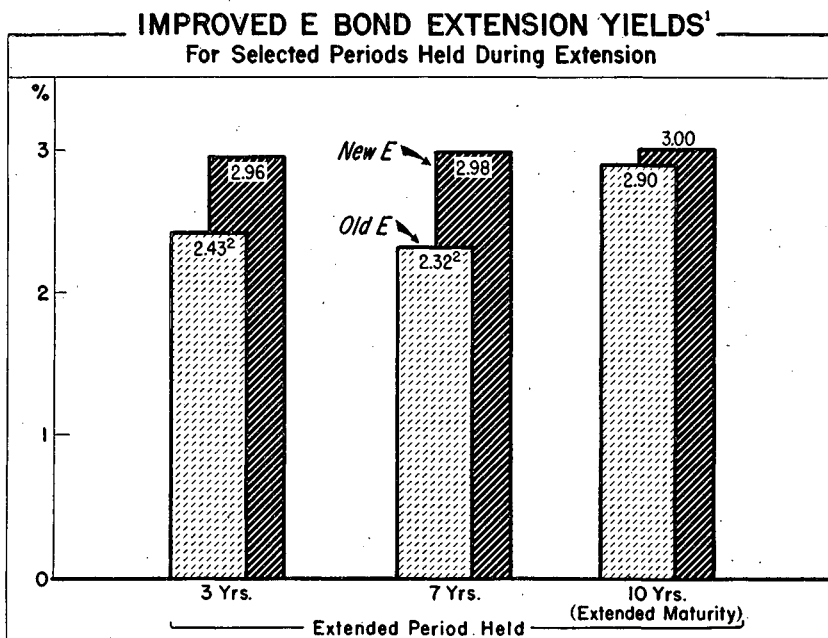


CHART 5

¹ Approximate yield per annum, compounded semiannually, for period after original maturity.

² Equivalent to 2½ percent simple interest.

accruals start at the end of six months instead of at the end of one year as formerly. The over-all interest rate on E bonds also was raised, from approximately 2.9 percent to approximately 3 percent compounded semiannually, the maximum allowed by the law. The \$18.75 issue price on a \$25 bond was retained (a \$4 return for a \$3 investment). The change in the over-all return was effected by shortening the length of the E bond from 10 years to 9 years, 8 months. The new interest rate schedule applies only to bonds sold on May 1, 1952, and thereafter.

The interest rate on the E bond during the additional 10 years of an E bond's life under the extension privilege also was raised, so that the return is approximately 3 percent, compounded semiannually for a period of holding beyond the original maturity. The new rates for the extension period apply only to bonds maturing on or after May 1, 1952.

Charts 4 and 5 show the improved E bond yields and extended yields for selected periods held.

In addition to these changes in terms, the limit on E bond holdings by one person, at any one time, of purchases during the calendar year 1952 and each year thereafter was fixed at \$20,000, maturity value. This was twice the limit in effect in 1948 through 1951.

The new current income Series H bond is issued and is redeemable at par. Interest is paid by check semiannually on a graduated scale of rates which was put as close as possible to the E bond scale in terms of its investment yield. Like the E series, the bond is issued only to individuals, has the same 9 year, 8 month term as E bonds, and has a similar annual purchase limit of \$20,000 maturity value. Unlike E bonds, it must be held six months rather than two months, before it can be redeemed and it is redeemable only on one calendar month's notice; it is issued and redeemable only at Federal Reserve Banks and branches and at the Treasury; and it is offered with a minimum denomination of \$500.

Series J is a revised Series F bond and Series K is a revised Series G bond. The two new series differ from the old primarily in their higher interest rate schedules. They pay 2.76 percent if held 12 years to maturity, and pay much higher intermediate yields than F and G bonds. The limit on the combined holdings of J and K bonds by one person, at any one time, of purchases during the calendar year 1952 and each subsequent year was fixed at \$200,000, issue price. This was twice the amount which had been effective beginning with 1942 for Series F and G bonds combined. Chart 6 compares yields of Series G and Series K bonds for selected periods held.

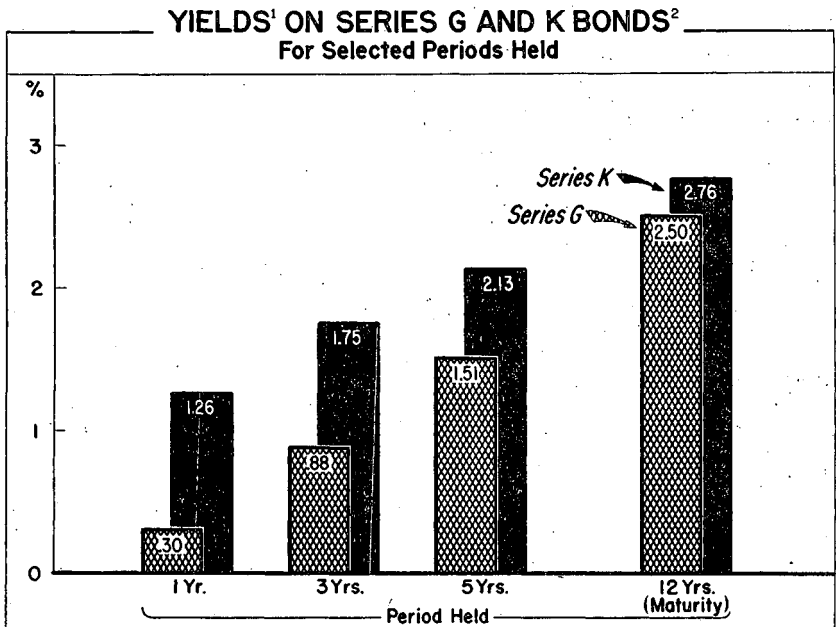


CHART 6

¹ Approximate investment yield per annum, compounded semiannually.

² F and J yield comparison is similar.

Sales of Series E through K during the year totaled \$3.9 billion, issue price. Sales plus accrued discount of these issues exceeded redemptions by \$113 million. Since the first series was issued in 1935, sales of all series (A-K), plus accrued discount, have totaled \$105.1 billion and redemptions, including matured bonds, have totaled \$47.3 billion. As of June 30, 1952, savings bonds were 22.5 percent of the outstanding interest-bearing public debt and guaranteed obligations.

Sales of Series E and Series H bonds combined during 1952 amounted to \$3,296 million, issue price, \$24 million more than E bond sales in 1951. In the one month of the year H bonds were on sale, \$30 million were sold. Redemptions of E bonds in 1952 amounted to \$4,008 million, a decline of \$287 million from those in 1951.

Sales of Series F, G, J, and K bonds, issue price, totaled \$629 million in 1952 compared with \$1,871 million in 1951. In the two months of the existence of J and K bonds, their sales together were \$110 million. Redemptions of F and G bonds in 1952 totaled \$1,012 million compared with \$1,042 million in the preceding year.

The redemptions of savings bonds as a percent of the total sold, by yearly series, are summarized in the following table.

Percent of savings bonds sold in each year redeemed through each yearly period thereafter ¹

[On basis of Public Debt accounts, see p. 501]

Series and calendar year in which issued	Redeemed by end of—										
	1 year	2 years	3 years	4 years	5 years	6 years	7 years	8 years	9 years	10 years	11 years
Series A through E											
A-1935	5	11	16	20	23	26	28	29	31	56	93
B-1936	6	12	17	21	24	26	28	29	30	55	94
C-1937	7	12	17	20	23	25	26	27	29	62	94
C-1938	5	10	15	18	19	21	22	24	26	58	94
D-1939	4	9	13	15	17	18	20	23	25	57	96
D-1940	4	8	11	13	15	18	20	22	25	67	96
D-1941	4	7	9	12	15	17	20	22	25	84	92
E-1941	3	6	10	14	18	23	27	30	34	40	62
E-1942	8	15	21	29	35	40	44	48	52	58	-----
E-1943	15	24	34	41	47	51	55	58	61	-----	-----
E-1944	19	33	41	47	52	56	60	62	-----	-----	-----
E-1945	28	38	45	50	54	58	61	-----	-----	-----	-----
E-1946	23	34	40	45	51	54	-----	-----	-----	-----	-----
E-1947	21	30	37	43	47	-----	-----	-----	-----	-----	-----
E-1948	20	30	39	44	-----	-----	-----	-----	-----	-----	-----
E-1949	22	34	40	-----	-----	-----	-----	-----	-----	-----	-----
E-1950	26	36	-----	-----	-----	-----	-----	-----	-----	-----	-----
E-1951	29	-----	-----	-----	-----	-----	-----	-----	-----	-----	-----
Series F and G											
F-1941 and G-1941	1	3	5	7	10	13	15	18	20	24	27
F-1942 and G-1942	1	4	7	11	14	18	21	24	28	31	-----
F-1943 and G-1943	2	6	10	14	19	22	26	29	33	-----	-----
F-1944 and G-1944	2	6	10	14	18	21	25	28	-----	-----	-----
F-1945 and G-1945	2	7	11	14	18	21	24	-----	-----	-----	-----
F-1946 and G-1946	3	7	12	15	20	23	-----	-----	-----	-----	-----
F-1947 and G-1947	3	8	12	17	21	-----	-----	-----	-----	-----	-----
F-1948 and G-1948	2	5	9	11	-----	-----	-----	-----	-----	-----	-----
F-1949 and G-1949	3	9	13	-----	-----	-----	-----	-----	-----	-----	-----
F-1950 and G-1950	3	9	-----	-----	-----	-----	-----	-----	-----	-----	-----
F-1951 and G-1951	4	-----	-----	-----	-----	-----	-----	-----	-----	-----	-----

NOTE.—The percentages shown in this table are the proportions of the value of the bonds sold in any calendar year which are redeemed before July 1 of the next calendar year, and before July 1 of succeeding calendar years. Both sales and redemptions are taken at maturity value.

¹ Percentages by denominations may be found in table 35.

Statistics on savings bonds, from the date of issue, March 1935 through June 1952, are published in tables 30 through 35.

Treasury savings notes.—Sales of Treasury savings notes in 1952 amounted to \$5.0 billion (face amount), slightly less than the sales of \$5.1 billion in 1951. Redemptions in 1952 amounted to \$6.2 billion, consisting of \$2.7 billion applied to tax payments and \$3.4 billion redeemed for cash. In 1951 redemptions for tax payments amounted to \$1.2 billion and redemptions for cash to \$4.6 billion. Savings notes unmaturing on June 30, 1952, totaled \$6.6 billion compared with \$7.8 billion on June 30, 1951.

Special short-term certificates of indebtedness.—Seven issues of special short-term certificates of indebtedness, in the total of nearly \$1.9 billion, were sold to the Federal Reserve Banks during the year to cover temporary overdrafts on Treasury balances at the Banks made

in anticipation of the receipts of the quarterly tax payments. In 1952, the sales were made in December, January, March, and June, and in each instance the issues were retired within a few days. Interest on the issues was paid to the Banks at the rate of $\frac{1}{4}$ percent per annum. Treasury issues and retirements of these certificates during the year are shown in table 25.

Special issues to Government investment accounts.—The increase of \$3.1 billion in interest-bearing securities issued by the Treasury during the year for the investment of trust and other funds deposited in the Treasury brought the total outstanding from \$34.7 billion on June 30, 1951, to \$37.7 billion at the year's close. The increase of \$2.0 billion in the certificates issued for the Federal old-age and survivors insurance trust fund accounted for nearly two-thirds of the change. Other significant increases were credited to the civil service retirement fund, the railroad retirement account, and the unemployment trust fund. Details of the changes in the special issues may be found in table 23.

Interest on the public debt

Interest paid on the debt during the year totaled \$5,859 million compared with \$5,613 million in 1951, daily Treasury statement basis. The increase was accounted for both by the rise in the total debt outstanding and by the rise in the average annual interest rate.

Sinking fund

Credits accruing to the cumulative sinking fund in 1952 amounted to \$620 million, which, added to the unexpended balance of \$7,818 million brought forward from 1951, made available \$8,438 million. The unexpended balance of \$8,438 million was carried forward to the fiscal year 1953.

Tables 28 and 29 show the transactions on account of this fund since it was established on July 1, 1920.

Statutory limitation

Section 21 of the Second Liberty Bond Act, as amended (31 U. S. C. 757b), limits the amount of obligations issued under authority of the act to \$275 billion outstanding at any one time. The limitation applies to the public debt and to those obligations of Government corporations and agencies which are fully guaranteed by the United States (except such obligations held by the Treasury). As of June 30, 1952, the unused borrowing authorization was \$16.5 billion. A statement of the public debt security classes and guaranteed obligations outstanding as affected by the debt limitation is contained in table 21.

OWNERSHIP OF FEDERAL SECURITIES¹

Ownership of the gross Federal debt by private nonbank investors on June 30, 1952, amounted to \$130.8 billion, and accounted for 51 percent of the total debt outstanding. The decline of \$2.2 billion in the holdings of debt by private nonbank investors during the fiscal year 1952 was somewhat smaller than the decline during the preceding year. There was still no net demand for Federal securities on the part of long-term investors as a group during the year, as the supply of new mortgages and corporate securities continued at high levels. There was a \$1 billion increase in the holdings of shorter-term investors, however, one-half of it in the investment of foreign balances.

Holdings of gross Federal debt by the banking system, that is, commercial banks and the Federal Reserve Banks, increased by \$2.7 billion during the year, although holdings by the Federal Reserve Banks alone actually declined. Despite these increases, bank holdings of the debt on June 30, 1952, still accounted for only 32 percent of the total debt outstanding, as compared with 42 percent at the end of World War II financing (Feb. 28, 1946) and 39 percent on June 30, 1941. While there was a decline of approximately \$4.4 billion in the holdings of securities by private nonbank investors since the end of World War II financing, there was a decline of \$32.6 billion in debt holdings by the commercial banking system as a whole.

The following table presents figures on bank and nonbank ownership together with pertinent detail on the holdings of Federal securities by the various investor classes.

Ownership of Federal securities, by investor classes, for selected dates, 1941-52¹

	June 30, 1941	Feb. 28, 1946 ²	June 30, 1951	June 30, 1952	Change dur- ing fiscal year 1952
	Amounts in billions of dollars				
Estimated ownership by:					
Private nonbank investors:					
Individuals ³	11.2	64.1	64.4	63.5	-.9
Insurance companies.....	7.1	24.4	17.1	15.7	-1.4
Mutual savings banks.....	3.4	11.1	10.2	9.6	-.6
Corporations ⁴	2.0	19.9	21.1	20.0	-1.1
State and local governments.....	.6	6.7	9.4	10.4	+1.9
Miscellaneous investors ⁴7	8.9	10.8	11.7	+1.0
Total private nonbank investors.....	25.0	135.1	132.9	130.8	-2.2
Federal Government investment accounts.....	8.5	28.0	41.0	44.3	+3.4
Banks:					
Commercial banks.....	19.7	93.8	58.4	61.1	+2.7
Federal Reserve Banks.....	2.2	22.9	23.0	22.9	-.1
Total banks.....	21.8	116.7	81.4	84.0	+2.7
Total gross debt outstanding.....	55.3	279.8	255.3	259.2	+3.9

Footnotes at end of table.

*Ownership of Federal securities, by investor classes, for selected dates, 1941-52*¹—Con.

	June 30, 1941	Feb. 28, 1946 ²	June 30, 1951	June 30, 1952	Change dur- ing fiscal year 1952
Percent owned by:					
Percent of total					
Private nonbank investors:					
Individuals.....	20	23	25	25	
Other.....	26	25	27	26	
Total.....	46	48	52	51	
Federal Government investment accounts.....	15	10	16	17	
Banks.....	39	42	32	32	
Total gross debt outstanding.....	100	100	100	100	

¹ Gross public debt and guaranteed obligations of Federal Government held outside of the Treasury.² Peak of debt.³ Includes partnerships and personal trust accounts. Nonprofit institutions and corporate pension trust funds are included under "Miscellaneous investors."⁴ Exclusive of banks and insurance companies.⁵ Includes savings and loan associations, nonprofit institutions, corporate pension trust funds, dealers and brokers, and investments of foreign balances and international accounts in this country.

During the fiscal year 1952, individuals decreased their ownership of Federal securities by approximately \$0.9 billion, as compared with a decline of \$2.5 billion in the preceding year and with virtually no change in the fiscal year 1950. There was no decline in individuals' holdings of savings bonds during the year, since an increase of about \$0.4 billion in holdings of Series E and H savings bonds was offset by reductions in the holdings of other series of savings bonds of approximately the same amount. Some continued reduction in the holdings of marketable securities by individuals took place during the year, although the decline was only about one-half as great as during the preceding year. Despite a decline of \$3.4 billion in individuals' ownership in the last 2 years, individuals' holdings of Federal securities amounted to \$63.5 billion on June 30, 1952, only half a billion dollars below the total held by individuals at the end of World War II financing. Individuals hold the largest single segment of the Federal debt at the present time, an indication of the continued widespread distribution of the debt throughout the country. Their present share of the total public debt (25 percent) is slightly larger than it was on February 28, 1946, and considerably above the prewar share.

Holdings of Federal securities by insurance companies on June 30, 1952, amounted to about \$15.7 billion. Two-thirds of this total was held by life insurance companies, with investments predominantly in long-term securities. Life insurance companies continued to reduce their holdings of Federal securities during 1952, following the trend

which has characterized the postwar period as new private investment opportunities appeared in the form of an increased supply of mortgages and corporate securities. In large part, this trend was maintained during 1952 by the capital demands of business growing out of the defense program. The reduction in life insurance company holdings of Federal securities of \$1½ billion during the fiscal year 1952 was only half as large as the reduction in the preceding year, however, as savings flowing to life insurance companies continued to grow and the trend toward private investments slackened somewhat. Approximately 75 percent of the life insurance expansion of private investments during the fiscal year 1952 was financed through an increased volume of new savings flowing into insurance companies, as compared with only 60 percent the year before.

Mutual savings banks' holdings of Federal securities on June 30, 1952, totaled \$9.6 billion, over one-half of which was invested in bank restricted bonds. Like the life insurance companies, mutual savings banks also have been actively engaged in increasing their mortgage and corporate security portfolios since the end of World War II, although the activity has been on a smaller scale. Again, like the life insurance companies, their expansion of mortgages and corporate security holdings during 1952 was accomplished with less liquidation of Federal securities than had been true during earlier years. Mutual savings bank holdings declined by \$0.6 billion in 1952, as compared with a decline of \$1.3 billion in the preceding year.

Although the long-term trend of holdings of Federal securities by corporations other than banks and insurance companies appears to be continuing slightly upward, there was a decline of about \$1 billion in their holdings of Federal securities during the fiscal year 1952. The Revenue Act of 1950 has the effect of increasing the proportion of corporate income (and excess profits) taxes to be paid during the first half of each calendar year. The increasing burden of corporate tax payments in March and June in comparison with the rest of the year has a direct effect on corporations' Government security portfolios, which are tending more and more to be drawn down during these months and then built up again during the period from July through February. Corporation holdings of Federal securities amounted to \$20.0 billion on June 30, 1952, about \$2.6 billion short of the seasonal peak reached in February 1952 which was, incidentally, very near the all-time peak for corporation holdings of Government securities reached in 1945.

Miscellaneous investors held approximately \$11.7 billion of Federal securities on June 30, 1952. Private pension trusts accounted for a little over \$2 billion of the total, but their holdings were virtually unchanged during the year. About one-half of the increase of approximately one billion dollars in the holdings of miscellaneous investors during the year came about as a result of expanded investment of foreign balances in the United States in Federal securities. These investment balances, together with securities held by various international organizations, made up about \$4½ billion of the miscellaneous investors' total on June 30, 1952. The remaining investor classes in the miscellaneous category include savings and loan associations, nonprofit institutions, dealers and brokers, and certain smaller institutional groups.

Holdings of Federal securities by State and local governments as of June 30, 1952, amounted to \$10.4 billion, a \$1 billion increase during the year. One-third of these investments is in State and local pension funds, which accounted for almost one-half the entire net growth during the year. The remainder was accounted for by State and local sinking funds, operating funds, and various special funds.

Government investment accounts expanded their holdings of Government securities by \$3.4 billion during the fiscal year 1952, continuing their net growth which has characterized each year during the last two decades with the exception of 1950. On June 30, 1952, Government investment accounts held \$44.3 billion of Federal securities, or one-sixth of the entire debt. Special issues to these Government investment accounts amounted to \$37.7 billion on June 30, 1952, or approximately 85 percent of the total. Details of the ownership of securities by these Government investment accounts, mostly social security, veterans' life insurance, and Government employees' retirement funds, are shown in table 44 (page 650).

Commercial banks held \$61.1 billion of Federal securities at the end of the fiscal year 1952, an increase of \$2.8 billion over June 30, 1951. A little over half of this total was invested in bank eligible bonds, most of which were due or callable within 5 years. Commercial banks also held a little over \$25 billion in bills, certificates, and notes.

An analysis of the estimated changes in bank versus nonbank ownership of Federal securities during the fiscal year 1952 is shown by type of issue in the following table.

Estimated changes in ownership of Federal securities by type of issue, fiscal year 1952¹

[In billions of dollars]

	Total changes	Change accounted for by—				
		Private nonbank investors	Government investment accounts	Banks		
				Total	Commercial	Federal Reserve
Marketable securities:						
Treasury bills.....	3.6	1.4	(*)	2.2	2.3	-0.1
Certificates of indebtedness.....	18.9	5.6	(*)	13.2	4.6	8.6
Treasury notes.....	-16.8	-6.3	(*)	-10.6	-3.7	-6.9
Treasury bonds.....	-3.2	-2.7	-0.3	-2	-5	.3
Total marketable.....	2.5	-1.9	-2	4.7	2.8	1.9
Nonmarketable securities, etc.:						
United States savings bonds.....	.1	.1	(*)	(*)	(*)	-----
Treasury savings notes.....	-1.2	-1.1	(*)	-.1	-.1	-----
Special issues to Government investment accounts.....	3.1	-----	3.1	-----	-----	-----
Treasury bonds, investment series.....	-.5	1.0	.5	-2.0	(*)	-2.0
Other.....	-.1	-2	-----	.1	.1	-----
Total nonmarketable, etc.....	1.4	-2	3.6	-2.0	(*)	-2.0
Total change.....	3.9	-2.2	3.4	2.7	2.8	-.1

*Less than \$50 million.

¹ Gross public debt and guaranteed obligations of Federal Government held outside of the Treasury.

As discussed in the preceding section on public debt operations, marketable securities as a whole increased by \$2.5 billion during the year. About 40 percent of the \$3.6 billion increase in Treasury bills during the year was taken by private nonbank investors. The rest was absorbed by commercial banks and accounted for most of the increase in commercial bank portfolios during the year. The non-bank proportion presumably would have been considerably higher had it not been for the acceleration of corporate income-tax payments which had the effect of reducing corporate holdings of Treasury bills and other short-term securities to a greater extent during March and June 1952 than a year earlier. Private nonbank investors as a whole reduced their holdings of marketable securities, other than bills, by approximately \$2½ billion during the year as a result of unexchanged maturities and net sales by long-term investors in the market. The decline in private nonbank holdings of marketable securities during the previous year because of these same factors amounted to approximately \$5 billion. The movement from notes into certificates during the year in each of the major investor classes largely reflected the re-funding of maturing short-note issues into certificates.

Private nonbank investors, principally corporations, redeemed approximately \$1.1 billion of savings notes (net) during the fiscal year. The other principal change in the aggregate private nonbank portfolio in the nonmarketable securities reflected the exchange of \$1 billion of long-term restricted marketable bonds into Treasury investment series bonds in June 1952. Government investment accounts also acquired investment bonds in exchange for marketable bonds at the same time. Meanwhile, Federal Reserve Banks exchanged \$2.0 billion of their holdings of investment bonds for 5-year Treasury notes during the year.

CORPORATIONS AND CERTAIN OTHER BUSINESS-TYPE ACTIVITIES OF THE GOVERNMENT

During the fiscal year 1952, the Treasury continued to adjust the interest rates on advances to Government corporations and certain agencies to keep such rates closely in line with the interest cost to the Treasury on its borrowings. In nearly all cases, the rates of interest now in effect are based upon the average rate on outstanding marketable obligations of the United States. In actual practice the rates of interest charged the corporations and agencies are stated in terms of the nearest one-eighth of 1 percent below such average rate when the average rate is not a multiple of one-eighth of 1 percent. On June 30, 1952, the computed average interest rate on outstanding marketable obligations was 2.051 percent, resulting in a rate of 2 percent for the corporations and agencies involved.

Various legislative changes were made during the fiscal year which affected the borrowing authority of Government corporations and agencies.

Public Law 96, Eighty-second Congress, approved July 31, 1951, increased the amount that could be borrowed by certain Government agencies authorized to issue obligations for purchase by the Secretary of the Treasury pursuant to the Defense Production Act of 1950 (64 Stat. 802). The agencies authorized to borrow were designated by the President in Executive Order No. 10161, dated September 9, 1950, and Executive Order No. 10281, dated August 28, 1951.

Under the provisions of Section 304 (b) of the original Defense Production Act, the amount of obligations authorized to be issued could not exceed \$600 million outstanding at any one time, but by Public Law 45 (65 Stat. 61) approved June 2, 1951, the amount of obligations that could be purchased by the Secretary of the Treasury was increased to \$1,600 million. Public Law 96 further increased the amount that could be borrowed by the agencies from \$1,600 million to \$2,100 million.

Public Law 158, Eighty-second Congress, approved October 3, 1951, increased the borrowing authority of the Export-Import Bank of Washington from $2\frac{1}{2}$ times the authorized capital stock of \$1,000 million to $3\frac{1}{2}$ times the authorized capital stock.

The amount of mortgages that could be insured under the National Housing Act, as amended (12 U. S. C. 1701-1748g), was increased by \$1,600 million during the fiscal year 1952 under new legislation or by action of the President as follows:

Title	Acts of Congress	Increase (in millions)
National Housing Act, as amended: Title II: Insurance of mortgages on 1- to 4-family dwellings, and multifamily housing projects, including cooperative housing. Title VIII: Insurance of mortgages for construction of rental housing for civilian and military personnel of the armed services and for personnel at atomic energy plants. Title IX: Insurance of national defense housing mortgages. Housing must be within limits of housing needs in defense areas designated by the President.	Public Law 139, 82d Cong., approved Sept. 1, 1951, and letters of the President dated Oct. 16, 1951, Mar. 19, 1952, and June 24, 1952. Act of Aug. 8, 1949 (63 Stat. 571), and letter of the President dated Oct. 16, 1951. Public Law 139, 82d Cong., approved Sept. 1, 1951, and letter of the President dated Oct. 16, 1951.	\$1,000 200 400 1,600

NOTE.—The amount of insured mortgages under Title VIII may be increased by \$300 million upon approval of the President. The amount of mortgages that may be insured under Title IX or other titles, except Title VI, pursuant to Public Law 139, may be increased by \$100 million, upon approval of the President.

Public Law 139 added Title IX under which mortgages found to be acceptable risks in view of needs of national defense may be insured. This act also provided for increases in mortgage insurance authorizations by \$1,500 million to be used as prescribed by the President for insurance under each title except Title VI. As of June 30, 1952, insurance authorizations under Title IX plus increases in mortgage insurance authorizations under Title II made in accordance with this law amounted to \$1,400 million, as shown in the preceding table. The unused insurance authorizations of all titles at the end of the fiscal year amounted to \$2,620 million.

The authorized borrowing power of Government corporations and business-type activities, and the total amounts of obligations actually outstanding, separated as to Treasury holdings and securities held by others, as of June 30, 1952, are shown in table 65 of this report.

Quarterly statements showing the combined balance sheets of Government corporations and certain business-type activities are published regularly in the daily Treasury statement. The amount and classification of assets, liabilities, and capital of the various corporations and activities are shown on these balance sheets. The capital is divided between that owned by the United States Govern-

ment and that owned by private sources. An analysis of the investment of the United States is also included. The balance sheets as of June 30, 1952, are shown in table 70.

Table 69 shows the combined net investment of the United States in Government corporations and certain business-type activities as of June 30, 1943-52. A statement showing the income, expense, and changes in unreserved surplus or deficit of the corporations or activities for the fiscal year 1952 appears in table 71. The source and application of funds during the fiscal year 1952 are shown in table 72.

During the fiscal year 1952, Government corporations made repayments to the Treasury of \$21,716,000 on holdings of capital stock. In addition, repayment of \$3,000,000 on capital stock was made through the Department of Agriculture to the Treasury. A statement showing capital stock repayments appears in table 75.

Payments of dividends, interest, and similar payments deposited into the Treasury by Government corporations and other enterprises in which the Government has a financial interest amounted to \$230,030,556 during the fiscal year 1952. Detailed information on such payments appears in table 78.

SECURITIES OWNED BY THE UNITED STATES GOVERNMENT

The United States owned securities in the net face amount of \$19,556 million as of June 30, 1952. The securities consisted principally of capital stock, bonds, and notes of Government corporations and business-type activities; securities representing loans made to farmers, foreign governments, home owners, railroads, and others; and receipts showing payment of United States subscriptions to the International Bank for Reconstruction and Development and to the International Monetary Fund. A statement showing the securities owned as of June 30, 1952, other than foreign government obligations of World War I and World War II, appears in table 75 with an explanation of each increase or decrease during the year. Tables 113 and 114 show the principal amount of World War I foreign government obligations owned by the United States at the close of the fiscal year, which amounted to \$12,660 million.

**INTERNATIONAL FINANCIAL AND MONETARY
DEVELOPMENTS**

87

THE UNIVERSITY OF CHICAGO

International Financial and Monetary Developments

SUMMARY FOR 1952

In the 12-month period under review, one of the outstanding developments was the extent to which the rises in prices, characteristic of the preceding year, were arrested in many of the countries in Europe and in other areas. This greater stability arose in part from the deliberate policies which governments adopted looking toward internal financial stability, and in part from the decline in the prices of internationally traded commodities following reduced purchasing for inventory accumulation and speculation. The easing of the international price factor facilitated programs for more effective internal measures for controlling inflation.

The authorities of many countries recognized that more vigorous measures were required to restrain the inflationary tendencies of their economies. While the programs differed from country to country, the measures adopted were fiscal and monetary, supplemented to some extent by direct controls or other policies for increasing production and stabilizing costs. In the field of fiscal policy, several countries took significant steps to improve the administration of tax systems or to increase revenues by imposition of new taxes or increases in rates. Less essential governmental expenditures were also curtailed, or projects of national investment postponed or reduced to assist in balancing budgets. Balanced budgets or surpluses were achieved in various countries, while in others the reduction of budgetary deficits permitted less resort to inflationary methods of financing public expenditure. The discount rates of the central banks were increased in some areas, and these rates in turn were reflected in higher rates for commercial and business borrowing. In other countries credit rationing and selective qualitative controls on the extension of new credits by the banks supplemented rate changes or were used as substitutes therefor.

These measures, along with increased levels of production, brought about more stable prices with relatively small increases or decreases in the average levels. This greater stability in turn was reflected in reduced pressure on the official exchange markets, and in some cases resulted in declines in the free market rate for the dollar and for gold. While greater internal stability appeared in many countries, there was, however, considerable pressure on their international accounts.

Balance-of-payments deficits with the dollar area increased in many instances, and there was a considerable shift in the balance-of-payments positions of the European countries in their trade with each other.

United States balance of payments and gold movements

Total exports of goods and services from the United States amounted to \$21.1 billion in the course of the fiscal year, while total imports of goods and services amounted to \$15.0 billion. In fiscal 1952, United States imports and exports were both higher than in the preceding period. The surplus in the United States balance of payments of \$6.1 billion compared with a surplus of \$2.6 billion in the preceding fiscal year. The surplus was financed in part by United States grants for defense and economic assistance purposes, loans from United States agencies, and other forms of governmental payments to the net amount of \$4.6 billion. Foreign countries sold gold to the United States or reduced their dollar assets in the course of the fiscal year by \$607 million. The remainder of the surplus was financed largely by private capital investments, outflow of short-term capital, remittances, and dollar disbursements by the International Bank and the International Monetary Fund.

In the course of the year, foreign governments sold (net) \$1.7 billion in gold to the United States. On June 30, 1952, the total official gold holdings of foreign countries (exclusive of the U. S. S. R. and international organizations) were estimated at \$10.7 billion compared with \$12.4 billion at the close of the preceding year. Short-term dollar holdings (official and private) of foreign countries in June 1952 were \$8.3 billion compared with \$7.4 billion at the end of the preceding fiscal year. The United States gold holdings on June 30, 1952, amounted to \$23.5 billion compared with \$21.9 billion on June 30, 1951. There was no change in Treasury gold policy. (See pages 23 and 220.)

United States foreign assistance

In the fiscal year foreign countries utilized \$5.0 billion (gross) in United States assistance compared with \$4.8 billion in the preceding year. In fiscal 1952 a total of \$659 million was in the form of loans or credits and the balance in grants. The Export-Import Bank made loans amounting to \$245 million under its usual conditions, and disbursed loans of \$373 million under the provisions of the Mutual Security Act of 1951 (22 U. S. C. 1651), and amendatory legislation. The United States grant assistance to foreign countries was given principally under the terms of the Mutual Security Act of 1951, which provided for direct military assistance as well as raw materials and supplies necessary to enable the participating countries to carry forward their programs of rearmament. A program of technical

assistance for foreign countries was expanded in the course of the year, but the total of economic and technical assistance grants utilized declined slightly to \$2.2 billion compared with \$2.5 billion in fiscal 1951. Military aid, however, rose from \$1.2 billion in the preceding year to \$1.9 billion. Total grants utilized (\$4.3 billion) included minor amounts for special programs previously authorized by the Congress. As in the preceding years, the principal recipients of United States extraordinary assistance were the countries of Europe. In fiscal 1952, 73 percent of the total grants and credits went to European countries for military and economic aid. Technical assistance activities and the loans of the Export-Import Bank were relatively more important in the underdeveloped countries in Latin America, Asia, and Africa.

In the course of the year, the United States Government received payments of \$334 million in principal on credits and loans previously given to foreign governments. The Government of the United Kingdom, in accordance with the terms of the Anglo-American Financial Agreement, paid to the Treasury the first installment of principal (\$44 million) on its loan and \$75 million in interest; the Export-Import Bank received payments of principal of \$169 million; and the balance represented payments on credits for surplus property, lend-lease, and minor credit arrangements principally derived from the war period.

The International Monetary Fund and the International Bank for Reconstruction and Development

The National Advisory Council, in accordance with the Bretton Woods Agreements Act, continued its function of coordinating the activities of the United States representatives on these international bodies with those of the financial agencies of the United States Government. The Council submitted two semiannual reports and a special biennial report to the President and to the Congress. (See exhibits 26, 28, and 27.)

There were relatively few changes in Fund par values and official exchange rates in the course of the year. There was, however, increased resort to retention quotas and other multiple currency devices in Europe and some Far Eastern countries as ways of dealing with balance-of-payments problems. Several countries continued to operate exchange systems without agreed Fund par values.

In March 1952 the Fund, as required by the Articles of Agreement, began consultations with the members retaining exchange restrictions under the transitional provisions of the Agreement, as announced in the Fund's Third Annual Report on Exchange Restrictions. The consultations with the member countries have included review of the existing restrictions on current exchange transactions by the Fund's

staff with representatives of the member country. These reviews form the basis of decisions subsequently taken by the executive board. Under present circumstances, with the difficulties arising from rearmament and the dislocations of trade and balances of payments of the last 2 years superposed upon the practices of preceding periods, it is evident that the relaxation of exchange restrictions will be somewhat slower than originally had been anticipated. The Fund consultations, however, have provided an important occasion for discussion and for the exertion of the Fund's influence in the direction of simplification and relaxation of discriminatory barriers to trade and payments.

In the period under review, the Fund's sales of currencies to members amounted to \$47.1 million, and in this period members repurchased \$37.8 million of their currencies from the Fund. The Fund has given continual attention in the course of the year to policies and procedures regarding the use of its resources by members. These resources were constituted to assist members in meeting short-term deficits in their current balances of payments. To maintain the revolving character of the Fund, it is essential that the Fund's resources be used for relatively short periods of, say, 3 to 5 years, and that members repurchase their currencies as soon as they are able so to do. Two significant steps were taken by the Fund in relation to the use of its resources. A new schedule of charges on the Fund's holdings of member currencies in excess of quota was adopted in the latter part of 1951. The effect of this change is to reduce the cost for members using the Fund's resources for relatively short periods, while increasing them relatively for longer periods. The new schedule of charges, put into effect for an experimental period of a year, will, it is expected, discourage use of the Fund for longer periods, while at the same time advance the period after which consultation with the Fund about repurchase becomes obligatory under the articles. In February 1952 the Fund reached a decision which more clearly set forth the policies regarding the use of its resources. These changes were summarized in the reports of the National Advisory Council (exhibits 26 and 28).

In the course of the fiscal year the International Bank made 19 loans in 16 countries, aggregating \$289.6 million. These loans were principally for economic development of countries in Latin America, Asia, and Africa. The rate of disbursement on previous loan commitments increased in the course of the year, so that total disbursements on loans amounted to \$184.8 million compared with \$77.6 million in the preceding year. At the end of the year the Bank's total loan commitments reached \$1.4 billion. The Bank finances its loans through the use of its members' subscriptions and the sale of securities. The entire United States subscription has been loaned, and the National

Advisory Council has authorized the Bank to relend the amounts thus far received in repayment of loans originally made from the United States subscription. In the course of the year the Bank floated two bond issues in the United States totaling \$150 million in principal, another in Canada amounting to Canadian \$15 million, and one in Switzerland equivalent to \$11.6 million.

North Atlantic Treaty Council conferences

In view of the importance of economic and financial matters in the operations of the North Atlantic Treaty Organization, the Finance Ministers of the member countries were included in the country delegations to the North Atlantic Council conferences. Secretary Snyder was a member of the United States delegations to the North Atlantic Council conferences which were held in Ottawa in September 1951, in Rome in November 1951, and in Lisbon in February 1952.

At the Ottawa conference the Council considered reports submitted by the military and civilian agencies of the treaty organization, including a report of the Financial and Economic Board analyzing the financial and economic impact of the NATO defense effort. In this connection, a Temporary Committee of the Council was established to survey the requirements of external military security and the realistic political-economic capabilities of member countries with a view to reconciling the two so as to achieve the most effective use of the resources of the member countries. At the Rome conference the Temporary Council Committee stated that its final report would be presented early in December. Also, various military committees made their reports, statements were made regarding the status of negotiations for the establishment of an European Defense Community, and a resolution was adopted requesting the NAT agencies to give attention to the problems of correlating the obligations and relationships of the European Defense Community with those of NATO.

At the Lisbon conference, the Council approved force targets for 1952, 1953, and 1954, reached an agreement for providing facilities for these forces, laid the basis for including German forces in the defense of Western Europe through the EDC, largely cleared the way for restoring to Western Germany a substantial measure of sovereign equality and responsibility in the European community through contractual agreements terminating the occupation, and simplified and strengthened the NATO for the task of implementing the defense buildup. A specific agreement was reached with France to help that country carry on its military effort in Indochina, and at the same time build up its European forces. Throughout the conference the Secretary of the Treasury emphasized that primary responsibility for the economic adjustments required for an adequate European defense

effort must remain with the European countries, and that the extent of United States assistance in the future will be determined by the Congress, taking into account developments in the American economy.

Foreign Assets Control

The Division of Foreign Assets Control administers the Foreign Assets Control Regulations, which were issued on December 17, 1950, by the Secretary of the Treasury. These regulations prohibit all unlicensed financial and trade transactions in which there is, or has been since December 17, 1950, a Communist Chinese or North Korean interest. The regulations also block all property in the United States in which there is a Communist Chinese or North Korean interest. The principal objective of the Foreign Assets Control is to deprive Communist China and North Korea of foreign exchange which could be used to carry on Communist aggression in Korea.

The Control includes an Enforcement Section, a Licensing Section, a Census Section, and a Legal Section. As of June 30, 1952, final action had been taken on 11,531 applications for licenses which had been filed with the Control.

One of the principal aspects of the Control, aimed at reducing foreign exchange earnings by Communist China and North Korea, has been the prohibition of the unlicensed importation into the United States of merchandise of Chinese or North Korean origin. This bar to importations applies to such goods whether offered for importation directly from China or North Korea, or from third countries, such as Hong Kong. Goods of a type traditionally imported from China have been subjected to these controls to prevent shipments to this country of Chinese goods falsely described as of non-Chinese origin.

In September 1951 the Control learned that letters and cables were arriving in the United States from Hong Kong demanding payment from Chinese in the United States of sums of money ranging from \$200 to \$10,000. These letters and cables were in most cases written by persons in Hong Kong, apparently upon the request of Chinese in China. The Chinese Communist authorities threatened to torture or incarcerate the Chinese nationals if the money were not paid. The Control enlisted the cooperation of Chinese communities in the United States and succeeded in halting the flow of extortion remittances which had begun after the letters and cables were first received. The investigation of this situation eventually resulted in four indictments of firms in San Francisco and one in New York..

During the year the Control received reports that accounts in the United States of foreign banks were being utilized from time to time for dollar transactions in which there was a prohibited Chinese interest. It was decided therefore that as a matter of policy the accounts in the United States of such banks would be blocked to the extent of the transactions which the Treasury concluded, from the evidence in its possession, represented the dollar cover of the transactions. This action proved to be a serious impediment to Western European firms which were attempting to use the facilities of these banks to effect dollar transactions intended to further undesirable trade with Communist China.

ADMINISTRATIVE REPORTS

Bureau of the Comptroller of the Currency¹

The Bureau of the Comptroller of the Currency is responsible for the execution of laws relating to the supervision of national banking associations. Duties of the office include those incident to the formation and chartering of new national banking associations, the examination twice yearly of all national banks, the establishment of branch banks, the consolidation of banks, the conversion of State banks into national banks, recapitalization programs, and the issuance of Federal Reserve notes.

Changes in the condition of active national banks

The total assets of the 4,932 active national banks in the United States and possessions on June 30, 1952, amounted to \$101,542 million, as compared with the total assets of 4,953 banks amounting to \$94,659 million on June 30, 1951, an increase of \$6,883 million during the year. The deposits of the banks in 1952 totaled \$92,990 million, which was \$6,153 million more than in 1951. The loans in 1952 were \$33,170 million, an all time high, exceeding the 1951 figure by \$2,586 million. Securities held totaled \$43,086 million, an increase of \$2,450 million during the year. Capital funds of \$6,896 million were \$376 million more than in the preceding year.

The assets and liabilities of the active national banks are shown in the following statement.

Abstract of reports of condition of active national banks on the dates of each report from June 30, 1951, to June 30, 1952

(In thousands of dollars)

	June 30, 1951 (4,953 banks)	Oct. 10, 1951 (4,947 banks)	Dec. 31, 1951 (4,946 banks)	Mar. 31, 1952 (4,933 banks)	June 30, 1952 (4,932 banks)
ASSETS					
Loans and discounts, including overdrafts	30,584,236	31,361,151	32,423,777	32,352,742	33,170,408
U. S. Government securities, direct obligations	33,051,114	33,847,060	35,146,687	33,948,307	34,678,113
Obligations guaranteed by U. S. Government	2,660	8,898	9,656	9,670	16,427
Obligations of States and political subdivisions	4,968,271	5,168,196	5,333,230	5,607,202	5,810,343
Other bonds, notes, and debentures	2,434,656	2,380,837	2,373,149	2,284,860	2,393,571
Corporate stocks, including stocks of Federal Reserve Banks	178,597	179,671	180,895	185,284	187,240
<i>Total loans and securities</i>	<i>71,219,534</i>	<i>72,946,413</i>	<i>75,467,394</i>	<i>74,388,065</i>	<i>76,256,102</i>
Cash, balances with other banks, including reserve balances, and cash items in process of collection	22,253,141	23,420,448	26,012,158	23,317,178	23,991,529
Bank premises owned, furniture and fixtures	661,211	678,864	683,826	700,962	717,394
Real estate owned other than bank premises	15,348	16,405	16,796	19,579	19,986
Investments and other assets indirectly representing bank premises or other real estate	61,958	64,328	64,642	59,383	58,036
Customers' liability on acceptances	122,207	122,297	172,708	186,823	141,522
Income accrued but not yet collected	163,111	148,419	172,489	171,331	196,424
Other assets	162,251	132,142	148,547	171,646	160,571
<i>Total assets</i>	<i>94,658,761</i>	<i>97,529,316</i>	<i>102,738,560</i>	<i>99,014,967</i>	<i>101,541,564</i>

¹ More detailed information concerning the Bureau of the Comptroller of the Currency is contained in the annual report of the Comptroller.

Abstract of reports of condition of active national banks on the dates of each report from June 30, 1951, to June 30, 1952—Continued

[In thousands of dollars]

	June 30, 1951 (4,953 banks)	Oct. 10, 1951 (4,947 banks)	Dec. 31, 1951 (4,946 banks)	Mar. 31, 1952 (4,933 banks)	June 30, 1952 (4,932 banks)
LIABILITIES					
Demand deposits of individuals, partnerships, and corporations.....	48,785,250	51,578,292	54,855,841	50,606,189	52,234,586
Time deposits of individuals, partnerships, and corporations.....	19,212,936	19,571,450	19,825,659	20,162,908	20,720,190
Deposits of U. S. Government and postal savings.....	3,916,515	2,738,544	2,243,626	3,690,330	3,681,910
Deposits of States and political subdivisions.....	6,040,298	5,413,462	5,924,592	6,059,489	6,231,989
Deposits of banks.....	7,626,529	8,859,019	9,789,974	8,471,774	8,587,305
Other deposits (certified and cashiers' checks, etc.).....	1,255,277	1,115,190	1,791,869	1,326,451	1,533,710
Total deposits.....	86,836,814	89,275,957	94,431,561	90,317,141	92,989,690
<i>Demand deposits.....</i>	<i>66,254,189</i>	<i>68,292,377</i>	<i>73,156,288</i>	<i>68,634,550</i>	<i>70,742,199</i>
<i>Time deposits.....</i>	<i>20,682,625</i>	<i>20,983,580</i>	<i>21,275,273</i>	<i>21,682,791</i>	<i>22,247,491</i>
Bills payable, rediscounts, and other liabilities for borrowed money.....	32,890	148,910	15,484	247,937	42,046
Mortgages or other liens on bank premises and other real estate.....	335	321	366	236	230
Acceptances outstanding.....	137,765	133,467	187,650	198,021	147,053
Income collected but not yet earned.....	168,112	180,351	180,894	186,664	219,212
Expenses accrued and unpaid.....	308,512	393,871	375,326	381,650	359,499
Other liabilities.....	654,307	739,501	877,161	892,116	887,771
Total liabilities.....	88,138,735	90,872,378	96,068,442	92,223,765	94,645,501
CAPITAL ACCOUNTS					
Capital stock.....	2,067,155	2,082,617	2,105,345	2,180,751	2,203,266
Surplus.....	2,994,486	3,017,550	3,083,495	3,123,756	3,175,879
Undivided profits.....	1,193,499	1,286,764	1,212,538	1,226,047	1,252,744
Reserves and retirement account for preferred stock.....	264,886	270,007	268,740	260,648	264,174
Total capital accounts.....	6,520,026	6,656,938	6,670,118	6,791,202	6,896,063
Total liabilities and capital accounts.....	94,658,761	97,529,316	102,738,560	99,014,967	101,541,564

Summary of changes in number and capital stock of national banks

The authorized capital stock of the 4,934 national banks in existence on June 30, 1952 (including 1 bank in process of going into voluntary liquidation, and 1 bank in process of merging or consolidating with a State bank under the provisions of the act of August 17, 1950 (64 Stat. 455)), consisted of common stock aggregating \$2,197 million, an increase during the year of \$143 million, and preferred stock aggregating \$7 million, a decrease during the year of \$6 million. The total net increase of capital stock was \$137 million. During the year charters were issued to 15 national banks having an aggregate of \$2 million of common stock. There was a net decrease of 20 in the number of national banks in the system by reason of voluntary liquidations, statutory consolidations, and conversions to and mergers or consolidations with State banks under the provisions of the act of August 17, 1950.

More detailed information regarding the changes in the number and capital stock of national banks in the fiscal year 1952 is given in the following table.

*Organizations, capital stock changes, and liquidations of national banks,
fiscal year 1952*

	Number of banks	Capital stock	
		Common	Preferred
Charters in force June 30, 1951, and authorized capital stock ¹	4, 954	\$2, 054, 866, 502	\$12, 452, 315
Increases:			
Charters issued.....	15	2, 322, 000	-----
Capital stock:			
193 cases by statutory sale.....		54, 356, 733	-----
272 cases by statutory stock dividend.....		91, 218, 450	-----
26 cases by stock dividend under articles of association.....		1, 760, 560	-----
14 cases by statutory consolidation.....		5, 650, 000	-----
Total increases.....	15	155, 307, 743	-----
Decreases:			
Voluntary liquidations.....	18	8, 050, 000	25, 000
Statutory consolidations.....	7	-----	-----
Conversions into State banks.....	4	1, 110, 000	-----
Merged or consolidated with State banks.....	6	1, 062, 870	64, 630
Capital stock:			
3 cases by statutory reduction.....		1, 802, 400	-----
3 cases by statutory consolidation.....		650, 000	-----
48 cases by retirement.....		-----	5, 849, 855
Total decreases.....	35	12, 675, 270	5, 939, 485
Net change.....	-20	142, 632, 473	-5, 939, 485
Charters in force June 30, 1952, and authorized capital stock ¹	4, 934	2, 197, 498, 975	6, 512, 830

¹ These figures differ from those shown in the preceding table. June 30, 1951, figures include 1 bank in process of merging or consolidating with a State bank under provisions of the act of Aug. 17, 1950. June 30, 1952, figures include 1 bank in process of going into voluntary liquidation and 1 bank in process of merging or consolidating with a State bank under provisions of the act of Aug. 17, 1950.

Bureau of Customs

The principal functions of the Bureau of Customs are to assess and collect duties and taxes on imported merchandise and baggage; prevent smuggling, undervaluations, and frauds on the customs revenue; apprehend violators of the customs and navigation laws; enter and clear vessels and aircraft; issue documents and signal letters to vessels of the United States; admeasure vessels; collect tonnage taxes on vessels engaged in foreign commerce; supervise the discharge of imported cargoes; inspect international traffic; control the customs warehousing of imports; determine and certify for payment the amount of drawback due upon the exportation of articles produced from duty-paid or tax-paid imports; enforce the antidumping and export control acts; regulate the movement of merchandise into and out of foreign trade zones; and enforce the laws and regulations of other Government agencies affecting imports and exports.

Collections by Customs Service

The total revenue collected by customs in the fiscal year 1952 was \$748 million, as compared with \$809 million in 1951, a decrease of slightly under 8 percent. The totals include items collected for other governmental agencies such as internal revenue taxes for the Bureau of Internal Revenue and head taxes for the Immigration Service.

Customs collections amounted to \$555 million in 1952, a decrease of 12 percent from the previous year's total of \$630 million when col-

lections were the highest ever recorded in customs history. They consisted of collections of duties, tonnage taxes, and fines and penalties for violation of the customs and navigation laws, etc.

Of these customs collections, all but \$5 million was derived from duties (including import taxes) levied on imported merchandise. The source of these collections by type of entry is shown in table 8 and by tariff schedule in table 86. Since the latter table is restricted to commercial importations, the totals shown are somewhat smaller than the duties collected on all kinds of dutiable merchandise.

In 1952 more than one-half of all imports into the United States was duty-free and included some commodities authorized by special acts of Congress for free entry although dutiable under the Tariff Act of 1930 (19 U. S. C. 1001) or taxable under the Internal Revenue Code, such as copper, bauxite, zinc, lead, etc. The 43 percent which was dutiable constituted the basis of customs duties on imports.

Customs duties, after reaching a peak of \$57 million in March 1951 and declining steadily from that month to the end of fiscal year 1951, fluctuated rather widely during the first six months of the fiscal year 1952, exceeding the \$50 million mark twice during this period. During the last 6 months of fiscal 1952, however, collections remained almost stationary, ranging only a little above or a little below \$44 million during each of the months from January to June.

Collections by customs districts.—Despite the over-all decline in customs collections, 18 individual districts showed larger collections in 1952 than during the previous year. Only three of these, however, New Orleans, Galveston, and Buffalo, were among the districts having more than \$10 million of customs collections. The remainder of the districts which showed larger collections than in 1951 were those in which customs receipts were comparatively small. Tennessee with a 210 percent increase, El Paso with 111 percent, and Kentucky with 93 percent showed the largest relative increases among this group. Collections in the New York district, which amounted to \$222 million or 40 percent of the total customs collections, were 20 percent less than in the previous year. Massachusetts with more than \$66 million and Philadelphia with more than \$45 million showed decreases of 17 and 1 percent, respectively, from the fiscal year 1951.

Collections by commodities.—Almost all of the chief classes of commodities showed the same slight recessive trend in value and duty yield as that exhibited by the total dutiable imports. The earthenware, earthenware, and glassware schedule was the only group which showed an increase both in value and in duty yield. The group of free-list commodities taxable under the Revenue Act of 1932 and subsequent acts, consisting mostly of petroleum products in 1952, yielded larger revenues than during the preceding year but showed a smaller dutiable value. Goods included in the three schedules, sugar, tobacco, and flax, hemp, jute, and manufactures thereof, were slightly greater in value than in 1951 but yielded less revenue in duties. Imports dutiable under the metals schedule constituted the largest single source of revenue in 1952 and exceeded the collections on wool and wool manufactures for the first time since the beginning of World War II. Goods dutiable under the agricultural schedule continued as the third most important source of customs revenue.

The four individual commodities—unmanufactured wool, sugar, distilled liquors, and tobacco—which are the chief sources of customs revenue, were in each case imported in smaller quantities than in 1951 and yielded correspondingly smaller revenues.

Table 86 shows the value of dutiable and taxable imports for consumption and the duties collected thereon for the fiscal years 1951 and 1952. Tables 88 and 89 show the value of imports for consumption and the duties collected thereon for the calendar years 1942 to 1951 and monthly from January 1951 to June 1952.

The trends in value and duty yield for goods dutiable at specific rates, at ad valorem rates, and at compound rates are shown in table 87.

Collections by countries of origin.—The lower value and the smaller duty yield noted in the case of commodity groups was also exhibited for most of the leading countries sending imports to the United States. Canada, from which imports for the past several years were the largest source of customs revenue, was replaced in 1952 by the United Kingdom, although collections on imports from both countries were considerably smaller than in the previous year. Cuba, Japan, Switzerland, and Australia in the order named followed the two leading countries as sources of customs revenue. Despite a decrease in the value of dutiable imports from Mexico, there was an increase in duties from Mexican products in the fiscal year 1952, the first full year after the termination of the trade agreement with Mexico on January 1, 1951, and of the restoration of the higher rates prescribed by the tariff act on many commodities.

The higher rates of duty in effect after the filling of the quota on petroleum resulted in an increased duty yield on imports from Venezuela, Colombia, and the Arabia Peninsula States. Australia, New Zealand, and the Union of South Africa, the three countries from which much of our imported wool is received, paid increased duties on imports; while the duty yield on imports from Argentina and Uruguay, the chief exporters of South American wools, was considerably smaller than in 1951.

Table 90 shows the value of imports for consumption and the duties collected thereon by the principal countries for the fiscal years 1951 and 1952.

Extent of operations

Movement of persons.—More persons crossed the land borders of the United States or entered this country by sea or air in 1952 than at any time in previous customs history, continuing the upward trend which has followed World War II. The total number of persons entering the country by all methods of travel was in excess of 105 million, an increase over 1951 of 13 million persons. Almost two-thirds of those entering the country crossed the borders in automobiles and busses and more than a million arrived by air, both groups setting a new record for the use of these methods of transportation. Despite the extensive use made of motor vehicles and airplanes, the number of passengers arriving by vessels and by passenger trains also showed substantial increases.

The use of airplanes in international travel again set a new record. For the second time in airplane history, the number of passengers

arriving from abroad exceeded the million mark, and for the third successive year the number of passengers arriving at the New York City international airports exceeded those arriving at the Miami airports.

Table 92 shows the various types of vehicles and their passengers arriving in the United States during the past two fiscal years, and table 93 the number of airplanes and their passengers arriving in each of the customs districts in which this type of travel was important.

Entries of merchandise.—The volume of entries handled by customs officers continued at a high level in 1952, as shown in table 91. The decline in commercial importations, which was reflected in the smaller customs collections, appears in the case of consumption entries and warehouse and rewarehouse entries, while the number of warehouse withdrawals was greater than during the previous year. The increase in tourist travel was reflected by the increased volume of baggage and informal entries, and the number of mail entries also exceeded that of the previous year.

Drawback transactions.—Drawback, usually amounting to 99 percent of the customs duties paid at the time the goods were entered, is allowed on the exportation of merchandise manufactured from imported materials and for certain other specified export transactions. The total drawback allowed in 1952 was only \$5,924 thousand as compared with \$7,035 thousand in 1951, a decrease of 16 percent. Approximately 96 percent of the drawback allowed in 1952 was due to the export of products manufactured from imported raw materials. The principal raw materials used in the manufactured exports in 1952 were aluminum, tobacco, sugar, petroleum, synthetic textile fibers, wool, and lead.

Tables 94 and 95 show the drawback transactions for the fiscal years 1951 and 1952.

Appraisement of merchandise.—In 1952, 628 thousand packages were examined at appraisers' stores and 1,409 thousand invoices were received, as compared with 689 thousand packages and 1,489 thousand invoices in 1951. This slight decrease in volume was more than offset by a marked increase in the number and complexity of appraisement problems, the result in part of rapid fluctuations in world market prices. Imports from Japan were received in greater volume than in any year since before World War II and the problems normally encountered with respect to such importations were further complicated by the floor price system established by the Japanese authorities. New classification and value problems arose as a result of the suspension of trade agreement rates on merchandise originating in "Iron Curtain" countries. These developments are graphically illustrated by the fact that appraising officers found it necessary to request 1,093 foreign and local inquiries as to value or classification, as compared with only 503 in 1951. The number of invoices on hand more than 90 days increased from 74 thousand on June 30, 1951, to 100 thousand on June 30, 1952.

Customs Information Exchange.—The Customs Information Exchange received a total of 54 thousand reports of appraising officers as to value and classification in 1952, approximately the same number as in 1951. The processing of these reports revealed 6,496 differences in

value and 4,299 differences in classification, a substantial increase over the number in 1951, resulting largely from the new types of merchandise being imported and the rapid price changes. Most of the differences were resolved between the appraising officers concerned, as evidenced by the fact that only 13 differences in value and 30 differences in classification were reported to the headquarters office in Washington.

The Customs Information Exchange also received and distributed 684 reports of foreign or local value inquiries and issued 663 notices that no differences of opinion existed between appraising officers as to the conclusions derived from such reports. There were only 13 cases in which such differences of opinion were found to exist, and the balance had not yet been determined.

Customs laboratories.—The eleven customs laboratories located at the principal ports are staffed by chemists and other specialists who have been trained in customs laboratory procedures and practices and who have become expert in the analysis of samples of merchandise imported into the United States. Some of the chemists have specialized in the micro-analytical, spectrographic, metallurgic, textile analysis, and other fields of analytical chemistry. The functions of customs laboratories include the chemical analysis and certain other tests of samples of dutiable imported merchandise in order to develop and report facts upon which tariff classification and rates of duty are based. Such analyses and tests are also used to establish admissibility or inadmissibility into the United States of certain narcotic drugs; to establish rates of drawback on articles to be exported; and to provide assistance to Treasury enforcement officers in their activities.

The laboratories analyzed more than 94 thousand samples during the year, only 4 thousand less than in 1951, of which more than half consisted of ores and metals, sugar, and wool. Most of the samples analyzed were "import" samples. Among the other categories of samples analyzed during the year were 3,033 taken from various customs seizures, mostly narcotic drugs and other prohibited articles; 212 from merchandise to be exported from the United States upon which claims for drawback are compared or verified; 586 from pre-shipment merchandise, that is, new types of merchandise, analyzed in the customs laboratory to assist importers or foreign shippers to estimate the rate of duty and tariff classification of new goods intended for shipment to the United States; and 5,868 tested on behalf of other United States Government agencies of which 5,552 were samples of critical and strategical materials representing Government purchases for stockpile purposes to determine if the materials purchased met the contract specifications therefor.

During the fiscal year 1952, chief chemists provided the required statistical quality control on sample weighing operations by making complicated analyses of the cargo sample weighing data to assure that the limits of accuracy and precision established by the Bureau were not exceeded. There were 1,156 such weighing operations, consisting of 663 cargoes of raw sugar, 105 of refined sugar, 12 of wool, 154 of rayon, 146 of cigarette tobacco, 44 of burlap, and 32 of tannin extract. Pilot plant operations during the year proved the feasibility of extending this method to the last two types of cargo.

Protests and appeals.—There was a considerable increase in 1952 in the number of protests filed by importers against the rate and amount of duty assessed and other actions by the collectors, a reversal of the trend of the previous year. Appeals for reappraisal filed by importers who did not agree with the appraisers as to the value of the merchandise continued the previous year's trend with a further decline. The following table shows the number of protests and appeals filed and acted upon in the fiscal years 1951 and 1952.

Protests and appeals	1951	1952	Percentage increase, or decrease (—)
Protests:			
Filed with collectors by importers.....	12,268	19,534	59.2
Allowed by collectors.....	596	1,060	77.9
Denied by collectors and forwarded to customs court.....	10,989	14,259	29.8
Appeals for reappraisal filed with collectors.....	15,644	14,129	—9.7

Marine documentation activities.—United States vessels engaged in trade with foreign countries are required to have a maritime document which is valid until surrendered. Vessels engaged in coastwise trade or fishing are licensed and such licenses must be renewed each year. In addition, the mortgaging or change of ownership of vessels requires the certification and issuance of various documents by customs officers.

The decrease in the number of abstracts of title and certificates of ownership issued in 1952 as compared with 1951 is attributed in part to the decline in the number of vessels sold after the termination, on January 15, 1951, of the program for disposal of surplus war-built vessels administered by the Maritime Administration of the Department of Commerce.

The following table shows the volume of marine documentation activities for the fiscal years 1951 and 1952.

Activity	1951	1952	Percentage increase, or decrease (—)
Number of documents issued.....	13,417	13,756	2.5
Number of licenses renewed.....	24,541	24,835	1.2
Number of mortgages, bills of sale, and abstracts of title recorded.....	10,430	10,134	—2.8
Number of abstracts of title issued.....	2,417	2,063	—14.6
Number of certificates of ownership issued.....	812	686	—15.5
Number of navigation fines imposed.....	2,521	2,847	12.9

Other marine activities.—At the request of the Department of Defense, the navigation laws were waived under the act of December 27, 1950 (64 Stat. 1120), to permit the operation of vessels requisitioned by the United States for purposes of emergency evacuation. Permanent arrangements were worked out to furnish the Mutual Security Agency with immediate data on the export of coal in order that the agency could determine allocation to various European countries.

Regulations governing the use of foreign fishing vessels in waters of the United States were revised to give effect to the North Pacific Halibut Convention between the United States and Canada and to

implement legislation protecting American fishing vessels from foreign competition.

Enforcement of the navigation laws was high lighted by a decision drawing a clear distinction between the use of shippers' export declarations for purposes of export control and the presentation of those papers as a part of the outward foreign manifest in connection with the clearance of vessels under navigation laws.

Admeasurement activities were marked by several significant developments. The work of translating foreign admeasurement laws and regulations was commenced and will continue during the next fiscal year. The translations are needed to determine what foreign admeasurement systems are substantially similar to the United States rules so as to warrant the acceptance of the tonnage figures expressed in the marine documents of vessels measured under those systems as authorized by law. As they become available, they will also be used as sources of information for future studies looking to the development of an acceptable tonnage admeasurement system.

Following the policy of decentralization, collectors of customs were delegated authority to pass upon the eligibility of certain spaces on vessels for exemption or deduction from tonnage, a function formerly exercised by the headquarters office in Washington. Regulatory requirements covering the marking and certification of crew and navigation spaces were revised in the interest of uniformity and practicability.

As in previous years, special acts authorized the use of Canadian vessels for a limited period in certain portions of the coastwise trade in Alaska and in the transportation of iron ore between United States ports on the Great Lakes.

Many changes in the status of vessels were noted during the year, largely resulting from changes in the components of the laid-up fleet of the United States under the control of the Department of Commerce acting through its Maritime Administration. During the year that agency continued to remove vessels from the laid-up fleet for use in connection with the various programs of aid to countries abroad and in connection with the military program in Korea. At the same time other vessels were being returned to the reserve fleet upon completion of the service to which they had been assigned. A large program of building small vessels also resulted in the addition of a number of such vessels to the fleet, including fishing vessels and new shrimp trawlers. During the year the new passenger vessel *United States* was first documented as a vessel of the United States and her tonnage added to the total of the tonnage of the United States merchant marine.

Of the 41,075 vessels documented as vessels of the United States on January 1, 1952, 1,822 were owned by the United States as represented by the Maritime Administration. The estimated figures for June 30, 1952, showed a total of 41,503 vessels of 30,599,017 gross tons, an increase of 428 vessels and 45,881 tons during the six months' period. In the month of June 1952 alone there was an increase of 191 vessels and 90,837 tons over the previous month.

The following tabulation shows the status of the merchant fleet of the United States as of January 1, 1951, and January 1, 1952, classified

according to vessels engaged in foreign trade, vessels by major rigs, and vessels by the five major services.

Vessels	1951		1952	
	Number	Gross tons	Number	Gross tons
Total documented vessels (including yachts).....	40,474	30,481,513	41,075	30,553,138
Vessels engaged in foreign trade.....	5,777	18,885,924	6,289	19,289,052
Vessels by major rigs:				
Steam.....	4,551	25,390,038	4,432	25,356,002
Motor.....	24,878	2,033,477	25,757	2,103,461
Sail.....	268	71,306	249	66,150
Unrigged.....	7,048	2,845,880	6,951	2,890,726
Vessels by 5 major services:				
Freight.....	10,177	22,597,598	9,994	22,556,448
Fishing.....	13,816	482,473	14,211	498,618
Passenger.....	4,078	821,487	4,300	828,034
Tanker.....	1,734	5,354,189	1,784	5,451,223
Towing.....	4,177	500,712	4,302	504,476

Antidumping.—During 1952, accelerated activity continued under the Antidumping Act, 1921 (42 Stat. 11) and the countervailing duty statute (Section 303, Tariff Act of 1930) owing to the competitive factors resulting from increased trade.

Classification, valuation, and marking of imported merchandise.—In view of the continued high volume of importations, many new problems arose with respect to the tariff classification, valuation, and marking of imported merchandise with the country of origin. Considerable activity occurred in the program established in 1951 to fix promptly and on a firm basis rates of duty on which importers can rely in the importation of their merchandise. Requirements for the marking of imported merchandise were published in greater detail and in a form designed to obtain a fuller understanding of the requirements and greater uniformity in their application.

The provisions of Sections 5 and 11 of the Trade Agreements Extension Act of 1951 (65 Stat. 72) raised many difficult problems in respect of the establishment of the country of origin of imported merchandise necessary to determine if such merchandise is entitled to the benefit of trade agreement rates or to admission into the commerce of the United States.

Law enforcement and investigative activities.—The law enforcement activities of the Customs Service consist of the seizures of merchandise which has been fraudulently declared or illegally introduced into this country, the arrest of the offenders when such action is warranted, and investigations involving smuggling and other violations of the Tariff Act. Considerable attention has also been given to the program to protect the United States against subversive activity. Fewer seizures were made in 1952 than in either of the three preceding years but the value of such seizures was larger than in 1950 and 1951 and almost as large as in 1949. Two more boats and thirty-eight more automobiles and trucks were seized in 1952 than in the preceding year while the number of aircraft remained the same. The total value of seizures of vessels, vehicles, and aircraft was considerably greater than in 1951. Liquor seizures declined from the previous year in number, gallonage, and value. There were also fewer seizures of prohibited articles.

Seizures of ordinary merchandise although fewer in number showed a slightly larger value than in 1951. Diamond smuggling continued, but the seizures in 1952 were smaller both in quantity and value than in the previous fiscal year when three seizures alone were valued at more than \$900,000. Gold seizures amounted to over \$200,000 in 1952 as compared with \$330,000 in the previous year. As in 1951, the largest single gold seizure, appraised at \$110,000, was concealed in an automobile presented for export; in this instance the gas tank had been built with false compartments. Most of the other seizures involved the age-old attempts by returning tourists to bring in foreign purchases of furs, wearing apparel, cameras, and similar articles without declaring them or paying duty.

Narcotic seizures were more numerous and were slightly greater in value than in 1951, although for some kinds of narcotics smaller quantities were seized than in the previous year. Seizures of raw opium amounted to 471 ounces in 1952 as compared with only 260 ounces in the previous year and these seizures were made almost exclusively at the Atlantic and Gulf Coast ports from seamen arriving from Near Eastern and Mediterranean ports. Seizures of smoking opium were almost the same as the previous year, 495 ounces in 1952 and 513 ounces in 1951. Practically all of these seizures were made along the Mexican border. Owing to the continued efforts of the Mexican authorities to eradicate the plantations of opium-producing poppies in Mexico, most of the seizures of smoking opium were in small quantities. Marihuana seizures on the Mexican border continued heavy although the total quantity seized was much less than in 1951, i. e., 17,374 ounces in the past year and 32,062 in the previous year. Seizures of heroin were larger in 1952 with a yield of 148 ounces as compared with 101 ounces seized in 1951.

In addition to the seizures made for customs violations, 15,801 seizures were made for other agencies, of which 13,406 were for the Department of Agriculture. In addition 53 persons were apprehended and delivered to Immigration, Secret Service, military, or municipal authorities.

Seizures for violation of customs laws are shown in tables 96 and 97.

The Customs Agency Service is employed generally to investigate all civil and criminal matters coming to its attention, including violations of the customs, navigation, and export control laws. Treasury attachés and representatives in foreign countries also conduct inquiries as to market value for the use of appraisers in determining the value of imported merchandise.

Almost every important type of investigation was more numerous in 1952 than in 1951. For a while there was an increase in investigations of shipments from Hong Kong, arising from efforts to bring in products of China falsely described as products of Hong Kong in order to circumvent the restrictions upon imports of merchandise from China.

Table 98 summarizes the investigative activities during the past two years.

Foreign trade zones.—During the fifteenth year of its existence, Foreign Trade Zone No. 1 on Staten Island continued its successful operation, which was at a slightly lower level than during the previous year. The tonnage and volume of goods entering and leaving the

zone, the number of entries of merchandise into customs territory, and the duties and taxes collected thereon were less than in 1951. Forty-one vessels used the facilities provided by the zone as compared with 54 during the previous year. The erection of a proper fence to secure adequate segregation of the zone from customs territory and the installation of night lights for the fence made possible a considerable reduction in the number of customs personnel necessary to protect the revenue.

Operations at Foreign Trade Zone No. 2 at New Orleans showed an increase of almost 50 percent in the tonnage and value of goods handled by the zone. A great deal of the work at this zone involves the handling of goods for ultimate export. A comparatively small portion of the total volume of goods enters customs territory for consumption in the United States. Collections of duties and taxes, however, were approximately 15 percent larger than in 1951.

Foreign Trade Zone No. 3 at San Francisco also had a substantial increase in the tonnage and value of goods entering and leaving the zone, although collections of duties and taxes on goods brought into customs territory were only 40 percent as great as during the previous year.

Operations at Foreign Trade Zone No. 4 at Los Angeles and Foreign Trade Zone No. 5 at Seattle were at a much lower level than in 1951.

During the first full year of its operation, Foreign Trade Zone No. 6 at San Antonio, which opened for business on September 1, 1950, continued to show a satisfactory volume. Foreign merchandise was received from 15 different countries, although the largest portion of it came from Mexico.

The following table contains a brief summary of foreign trade zone operations.

Trade zone	Number of entries	Received in zone		Delivered from zone		Duties and internal revenue taxes collected
		Long tons	Value	Long tons	Value	
New York.....	8, 158	82, 648	\$94, 913, 462	84, 188	\$76, 887, 677	\$3, 728, 738
New Orleans.....	579	38, 581	15, 390, 561	37, 008	13, 708, 194	204, 263
San Francisco.....	4, 187	14, 811	6, 006, 426	13, 856	5, 861, 793	261, 120
Los Angeles.....	571	938	683, 968	2, 399	1, 128, 965	140, 472
Seattle.....	720	4, 694	2, 624, 728	5, 002	2, 812, 422	1, 201, 851
San Antonio.....	206	1, 730	1, 164, 992	1, 649	1, 100, 813	77, 963

Changes in customs ports and stations.—The limits of the port of Los Angeles, Calif., were enlarged to include the city of El Segundo, Calif.; the port of Portland, Oreg., to include the Portland International Airport and certain other territory; and the port of Minneapolis, Minn., to include the Minneapolis-St. Paul International Airport. The name of the port of entry of Fernandina in the Florida district was changed to Fernandina Beach.

A port of documentation was established in Guam, to be under the supervision of the collector of customs at Honolulu. The ports of Mayaguez and Ponce, in the district of Puerto Rico, were designated ports of documentation.

Customs stations at St. Francis, Maine, and Heart Island and

Louisville Landing, N. Y., were discontinued, and new stations established at Raeford, N. C., and Marathon, Tex.

Legal problems and proceedings.—An unusual variety of problems and questions arose in 1952 in the enforcement of customs, navigation, and other laws administered by the Bureau of Customs. In addition to the complicated problems involved in the classification and appraisal of merchandise, resulting from the importation of new products and the continued high level of imports in general, new problems occurred in the enforcement of the export control laws.

Revised regulations governing foreign-trade zones operations were issued to implement the changes in the Foreign Trade Zones Act made by Public Law 566, Eighty-first Congress, approved June 17, 1950.

Many reports were submitted to committees of Congress on pending bills, and considerable assistance was given to the Congress in its consideration of the bill (S. 354) to pay overtime to Federal employees.

Cost of administration

Despite the continued high level of customs transactions in 1952, the level of personnel employment on exclusively customs operations was slightly lower than during the previous year. However, greater emphasis was placed on the enforcement of the export control laws and the increase in employment for this purpose made the total personnel supervised by the Customs Service slightly larger than in 1951. The following table shows the average employment in the Customs Service for the past two fiscal years.

Average number of employees	1951	1952	Percentage increase, or decrease(—)
Regular customs operations:			
Nonreimbursable.....	7,977	7,937	—0.5
Reimbursable ¹	371	373	.5
Total regular customs employment.....	8,348	8,310	— .5
Export control.....	213	299	40.4
Total employment.....	8,561	8,609	.6

¹ Salaries reimbursed to the Government by those who receive the exclusive services of these employees.

The expense of operating the Customs Service in 1952 was \$40,428,923, excluding the expense of enforcing the export control regulations, or \$3,665,732 more than for the previous year. The increase was due to the regular within-grade raises under the Mead-Ramspeck law and to Public Law 201, 82d Congress, effective July 8, 1951, which provided for approximately a 10 percent increase in all salaries of Government employees. These expenses, moreover, do not include salaries paid to customs personnel for overtime and other services authorized by law for which reimbursement was made to the appropriation by those for whom the services were rendered. The decreased collections together with the increased expenditures caused the cost of collecting \$100 of revenue to rise from \$4.54 in 1951 to \$5.40 in 1952. A summary of the collections and expenditures will be found in table 84.

Management program

New emphasis was given in 1952 to the program for the inspection of field offices in the Bureau of Customs. While this activity has been

an important part of the customs management program for many years, the scope and frequency of these inspections were broadened and intensified. During the year, thirty offices of collectors of customs, appraisers of merchandise, and customs laboratories were inspected. During the course of these inspections, policies and programs were reviewed with top level officials, improved procedures were installed, manpower savings effected in specific operations, and better utilization of manpower achieved through personnel reassignments.

Other efforts of the management program resulted in several major changes in operating procedures affecting practically every area of customs activity. These were instrumental in increasing efficiency, simplifying methods, expediting service, and improving public relations. They also produced some monetary and manpower savings which were used to expand, on a limited scale, the enforcement activities conducted in foreign countries, and partially to meet the demands for additional personnel arising from the continued significant increase in numbers of persons and carriers of merchandise arriving from foreign countries.

Legislative proposals.—The Customs Simplification Act (H. R. 5505) which would simplify customs procedures and permit substantial improvements in service to the public, was passed by the House of Representatives on October 15, 1951. Hearings on this bill were concluded in the Senate Finance Committee but no final action was taken by the Senate. Another bill introduced in the 82d Congress (H. R. 2641) for the recodification of the navigation laws to discontinue obsolete requirements and permit simplification of procedures in marine activities did not receive congressional approval. Reorganization Plan No. 3 of 1952 was submitted to the Congress on April 10, 1952, and disapproved on June 18.

Administrative action.—An innovation in the examination of baggage of air passengers occurred with the inauguration in Toronto, Canada, of a special arrangement applicable to passengers going to the United States. Under this arrangement, the examination of passengers' baggage, and all requirements to permit the baggage to be released by customs immediately upon arrival in the United States, are completed before the plane departs from Canada. Hundreds of passengers have praised the improved service which eliminates the normal delay experienced in baggage examination at the port of first arrival in the United States. It is expected that negotiations with Mexico will be renewed in an effort to provide similar service to passengers traveling on through planes from Mexico City to the United States.

Another improvement in public relations resulted from the elimination of penalties, under certain conditions, for technical violations of law by failure of the plane's operator to give advance notice of arrival in the United States. This change benefited operators of civilian aircraft not equipped with the proper radio apparatus to give the notice normally required.

Attention was also given to problems arising in connection with military aircraft. With the cooperation of the Air Force, simplified methods were adopted for customs clearance of personal effects of military personnel and military equipment arriving on interceptor training flights of United States and Canadian Air Defense Commands departing from Canada and landing at certain United States air fields.

Significant changes were made in the procedures for exporting merchandise with benefit of drawback, and filing of drawback claims, including: (1) The elimination of the necessity for customs inspection and supervision of lading of such merchandise, which made it necessary for exporters to pay for such service when rendered on an overtime basis; (2) the allowance of three years instead of two years for the filing of drawback claims; and (3) the simplification of requirements for filing such claims.

The customs clearance of certain noncommercial automobiles exported to foreign countries and accompanying passengers returning to the United States was facilitated by the establishment of a schedule of estimated duties to be deposited on entry. Previous to this change it was necessary for the passenger to ascertain the amount of drawback allowed when the car was exported and to deposit this amount, which frequently involved considerable inconvenience and some expense.

New regulations and instructions were issued pursuant to the Foreign Trade Zones Act of 1934, as amended in 1950 (19 U. S. C. 81c), providing, among other things, for a number of improvements in procedures relating to the movement of merchandise into and out of foreign trade zones.

Several changes in requirements applying to vessel movements and related activities were made to remove unnecessary burdens on vessel operators. These included the simplification of requirements for (1) the manifesting of residue cargo, (2) the entrance and clearance of vessels with prematurely landed or over-carried cargo, (3) the manifesting of export cargo laden in the United States, and (4) the transfer of supplies or stores from one vessel to another. Intercoastal vessels were relieved of the necessity of filing manifests of coastwise cargo which formerly were required when business was transacted at the Panama Canal Zone.

A new procedure for the customs treatment of certain military (APO) mail, designed to reduce postal handling and transportation charges, was instituted on a test basis at San Francisco, Calif. If successful, this procedure will be made permanent and extended to the ports of Seattle and New York where similar mail is received.

The application of scientific control weighing methods to imported merchandise was productive of further benefits to importers and customs in reduced weighing activities. Since 1949 these methods have been successfully used in weighing seven major commodities imported at many ports in the United States, as well as in overcoming certain weighing problems at specific ports. Pilot studies were also begun on six additional commodities.

A noteworthy improvement in sampling procedures eliminated the taking and storing of duplicate or reserve samples of certain distilled spirits for laboratory test purposes.

Several administrative decisions effected changes in practice resulting in the reduction of overtime charges paid by vessel operators, importers, and others who obtain customs service on a reimbursable basis. Another change eliminated numerous petty refunds of overtime charges collected in one customs district from yacht owners and operators by an arrangement permitting a flat fee to be paid for overtime services.

Other management improvements.—A comprehensive program for the conservation and better utilization of manpower was promulgated for the guidance of supervisors at all levels of operation in the Customs Service. Although this program was in effect for only a portion of the year, substantial progress was made in achieving the objective of manpower savings, particularly in the larger offices.

The Cash Awards Program and Work Simplification Program, which again were productive of several valuable employee suggestions, were merged into one program so as to eliminate the duplication which occurred when identical suggestions were submitted under both programs.

Several additional delegations of authority were made to field officers for the purpose of improving the effectiveness of administration at the field level. These delegations primarily affected the fiscal activities.

An intensive campaign to dispose of inactive and useless records resulted in the sale, destruction, or transfer to the Federal Records Centers of 25 thousand cubic feet of records.

Bureau of Engraving and Printing

The Bureau of Engraving and Printing designs, engraves, and prints currency, securities, postage and revenue stamps, Government checks, military commissions and certificates, and other engraved work for the various Government agencies, the Board of Governors of the Federal Reserve System, and insular possessions of the United States.

The fiscal year 1952 was a period of great improvement in both operations and procedures, the groundwork for some of which had been prepared in prior years. In 1952, for the first time in the Bureau's history, all operations were placed on a completely reimbursable basis. This was in accordance with the act of August 4, 1950 (64 Stat. 408), which provided, effective July 1, 1951, for a working capital fund method of financing the operations of the Bureau and for business-type accounting and budgetary procedures. In addition, during 1952, the Bureau developed and introduced improvements which netted savings of over a million dollars in operating expenses. Toward the end of the year, there was a large-scale revision of operating methods from which substantial savings are anticipated.

Budgetary changes

The installation of the revised system of budgeting and accounting in the Bureau, pursuant to the act of August 4, 1950, was brought about through the joint efforts of representatives of the General Accounting Office, the Treasury Department, and the Bureau of the Budget. The year's operation of the new system has improved appreciably the budgetary and fiscal management of Bureau operations.

An appropriation of \$3,250,000 was granted by the 82d Congress to be used as working capital. The requisitioning agencies reimburse the Bureau for the cost of work produced and the amounts thus realized are placed in the working capital fund. Expenditures for operations are paid out of the fund. Thus the Bureau is completely self-supporting.

One of the major advantages which has accrued to the Bureau as a result of the new method of financing has been that the working capital fund has provided greater flexibility in the purchase of machinery and equipment. The unique and highly specialized processes used in the production of currency, bonds, and stamps are such that suitable design and development work are required preparatory to the procurement of the necessary equipment. Under the former system, funds were available for obligation only during the fiscal year for which they were appropriated. This did not permit sufficient time for intelligent long-range planning for the development and procurement of such specialized equipment.

Under the working capital fund method of financing, depreciation on machinery and equipment is charged to the cost of the various classes of work produced. Accordingly, the funds recovered through depreciation will be available toward the replacement of obsolete and worn-out machinery and equipment.

This arrangement has enabled the Bureau to anticipate the amount of funds that will be available in the current as well as the succeeding years, thereby permitting long-range planning for technological improvements. In scheduling action on any major technical work program it is the intent of the Bureau to utilize the funds accruing through depreciation on the development of specialized equipment which will effect recurring annual savings in both manpower and cost of operations. For example, the purchase of automatic take-off devices for the plate printing presses, which resulted in savings amounting to over \$500,000 in the fiscal year 1952, was made possible by the recovery of funds acquired through depreciation charges under the new method of financing.

It is also possible under the new system to solicit invitations to bid and award contracts at the most favorable time. More comprehensive tests can be made and the needed amount of time can be taken to locate new sources of supply so as to realize the greatest benefits. Heretofore, it has been necessary to perform these operations within a short time prior to July 1 of each year in order to obtain supplies and materials for the new fiscal year.

On February 18, 1952, an internal audit program was established in the Bureau in conformance with the requirements of Section 113 (a) (3) of the Budget and Accounting Procedures Act of 1950 (64 Stat. 832) which provides that the head of each executive agency shall establish and maintain systems of accounting and internal control designed to provide effective control over the accountability for all funds, property, and other assets for which the agency is responsible, including appropriate internal audit. The over-all objective of this program is to assist management in achieving the most efficient administration of the operations of the Bureau. To accomplish this objective it is essential that an independent, systematic, and continuous review be made of the various aspects of Bureau operations to ascertain adherence to desired standards of performance.

An accounting manual was prepared, setting forth policies and procedures for fiscal operations under the revised system of accounting which was inaugurated on July 1, 1951. The contents of this manual were endorsed by the General Accounting Office.

A statement of income and expense for the fiscal year 1952 and comparative balance sheets as of July 1, 1951 and 1952 follow:

Statement of income and expense for the fiscal year 1952

Engraving and printing delivered:		
Income.....		\$33,303,500.85
Cost:		
Finished goods inventory at July 1, 1951.....	\$1,009,194.44	
Add: Cost of goods completed during fiscal year 1952.....	33,184,051.75	
Total cost of goods available.....	34,193,246.19	
Less: Finished goods inventory at June 30, 1952.....	735,741.92	
Cost of goods delivered.....		33,457,504.27
Incinerating mutilated currency:		
Income.....	10,688.14	
Cost.....	10,688.14	
Maintenance of space occupied by other Treasury activities:		
Income.....	282,402.47	
Cost.....	282,402.47	
Other direct charges to governmental agencies:		
Income.....	84,178.92	
Cost.....	84,178.92	
Card checks:		
Income.....	689,383.97	
Cost.....	689,383.97	
Net loss on operations.....		¹ 154,003.42

¹ By law, the Bureau of Engraving and Printing cannot operate at a profit. During the fiscal year 1952, various products were billed to requisitioning agencies at estimated rates. It was later determined that these rates were less than actual cost. This resulted in a loss of \$154,003.42. The accounts participating in this loss could not have been adjusted before commencement of fiscal 1953, nor was such adjustment necessary by reason of the statute. The loss will be recovered in fiscal 1953 by adjusting the billing rates in that year for the products involved.

Comparative balance sheets, July 1, 1951 and 1952

Assets	As of opening of business July 1, 1951 (adjusted through June 30, 1952)	As of close of business June 30, 1952
Current assets:		
Cash:		
Working capital fund.....		\$3, 290, 298. 26
Special deposits.....	\$56, 129. 05	
	\$56, 129. 05	\$3, 290, 298. 26
Accounts receivable:		
Governmental.....	1, 807, 023. 69	3, 462, 799. 51
Unbilled.....		380, 103. 43
Other.....	5, 868. 57	13, 632. 94
	1, 812, 892. 26	3, 856, 535. 88
Inventories:		
Finished goods.....	1, 009, 194. 44	735, 741. 92
Work in process.....	3, 267, 505. 64	2, 726, 439. 60
Stores.....	2, 370, 401. 54	2, 453, 028. 15
	6, 647, 101. 62	5, 915, 209. 67
Prepaid expenses:		
Advances to governmental agencies.....		8, 700. 00
Perforator servicing.....	46, 453. 78	66, 555. 44
	46, 453. 78	75, 255. 44
Total current assets.....	8, 562, 576. 71	13, 137, 299. 25
Fixed assets:		
Plant machinery and equipment.....	12, 260, 226. 51	13, 068, 332. 46
Less: Reserve for depreciation.....		1, 037, 989. 44
	12, 260, 226. 51	12, 030, 343. 02
Motor vehicles.....	29, 417. 66	57, 031. 97
Less: Reserve for depreciation.....		4, 536. 16
	29, 417. 66	52, 495. 81
Office machines.....	90, 941. 09	100, 578. 70
Less: Reserve for depreciation.....		11, 979. 59
	90, 941. 09	88, 599. 11
Furniture and fixtures.....	394, 034. 69	433, 977. 67
Less: Reserve for depreciation.....	106, 065. 04	141, 098. 84
	287, 969. 65	292, 878. 83
Dies, rolls, and plates.....	3, 955, 961. 25	3, 955, 961. 25
Building appurtenances.....		59, 494. 25
Less: Reserve for depreciation.....		1, 409. 08
		58, 085. 17
Fixed assets—work in progress.....	68, 132. 60	252, 548. 52
Total fixed assets.....	16, 692, 648. 76	16, 730, 911. 71
Deferred charges:		
Plant alterations expenditures.....		21, 413. 88
Experimental equipment costs.....	179. 14	45, 597. 32
Total deferred charges.....	179. 14	67, 011. 20
Total assets.....	25, 255, 404. 61	29, 935, 222. 16

Comparative balance sheets, July 1, 1951 and 1952—Continued

Liabilities and investment of the United States	As of opening of business July 1, 1951 (adjusted through June 30, 1952)	As of close of business June 30, 1952
Current liabilities:		
Accounts payable:		
Audited—governmental.....		\$1,153.79
Audited—nongovernmental.....		79,550.64
Unaudited.....	\$51,355.20	506,716.69
	\$51,355.20	\$587,421.12
Accrued liabilities:		
Payroll.....	1,547,504.13	1,892,383.90
Leave.....	1,733,261.35	1,565,062.75
Other.....	21,096.26	54,937.41
	3,301,861.74	3,512,384.06
Special deposit liabilities:		
Suspense.....	3,907.01	
Federal taxes withheld.....	126.50	857,479.78
Savings bond deductions withheld.....	52,095.54	42,403.32
	56,129.05	899,883.10
Other liabilities:		
Due to estates of deceased employees.....	1,757.86	435.99
Due to U. S. Treasury and others.....	5,658.17	458.72
	7,416.03	894.71
Total current liabilities.....	3,416,762.02	5,000,582.99
Investment of the United States:		
Capital:		
Appropriated.....		3,250,000.00
Donated.....	21,838,642.59	21,838,642.59
	21,838,642.59	25,088,642.59
Surplus:		
Operating deficit.....		154,003.42
Nonoperating surplus.....		10,537.81
Less: Transferred to Treasury.....		10,537.81
Net deficit.....		154,003.42
Net investment of the United States.....	21,838,642.59	24,934,639.17
Total liabilities and investment of the United States.....	25,255,404.61	29,935,222.16

Operational improvements

Printing.—The decision to study the feasibility of printing eighteen currency subjects to the sheet instead of twelve was announced in the Bureau on April 28, 1952. The research and development efforts of the Bureau were centered immediately on this change which would affect every operation associated with the printing of currency. By the end of the fiscal year, this new procedure had been introduced and printing was being performed on one back and one face press. The operation was carried as far as overprinting, since the present numbering equipment cannot be adapted readily to the size of the eighteen-subject sheet. However, it is planned to accomplish the overprinting through the acquisition and use of suitable flatbed cylinder presses. The basic developmental work has been completed and the conversion to the revised procedure is under way in the operating divisions. This project is but one phase in the comprehensive modernization program of the Bureau. It is being introduced as an interim measure to realize immediate savings until such time as developmental work can be completed on new types of printing equipment. Preliminary studies suggest that savings from this program may be well over a million dollars.

The use of a nonoffsetting green ink to print currency backs made

possible the elimination of five operations formerly required in the printing of currency: (1) The inserting of tissues between the sheets of printed backs, (2) the wet-counting of the backs, (3) the spreading and drying of the backs, (4) the separating of tissues from the back printings, (5) the rewetting of the paper preparatory to face printing and the related counting and handling operations. A significant reduction in mutilation and a marked increase in the quality of the product resulted from the new procedures, as well as savings due to reductions in force or reassignments of over 300 employees. Estimated savings realized during the fiscal year 1952 amounted to \$888,692. If extended on an annual basis the savings are estimated to total \$1,056,802, or \$93,802 more than the amount forecast in the 1951 annual report.

The installation of automatic take-off and delivery devices on the plate printing presses used to print currency backs eliminated the need for one printer's assistant at each press. A total of 239 positions were made surplus as a result of this improvement. Estimated savings realized during fiscal year 1952 amounted to \$582,496. If extended on an annual basis the savings are estimated to total \$756,246, or \$61,246 more than the amount forecast in the 1951 annual report.

The advantage gained from installation of semiautomatic feedboards on currency presses suggested additional savings which could be made by adapting these devices to presses used to print other classes of work. Accordingly, since July 1951, certain modifications made in the feedboards have made possible their use in the printing of savings bonds. Estimated savings realized during the fiscal year 1952 amounted to \$41,400, an amount which is expected to be saved annually.

Currency.—The introduction of nonoffset green ink to print currency backs made possible the examination of both sides of the currency in one operation. This was a major change in that it eliminated one operation which had been required before, and made it possible to eliminate an entire examining section, thereby making surplus 80 positions. The savings resulting from this action are in addition to those reported for the nonoffset program. Estimated savings realized during the fiscal year 1952 amounted to \$287,366 and this amount is expected to recur annually.

Re-examination of sheets of currency on which some but not all of the notes were mutilated has made possible the salvaging of many good notes which would have been destroyed under former procedures. Estimated savings realized during the year 1952 amounted to \$229,276. These savings, which are expected to recur annually, represent \$79,276 more than the amount estimated last year.

Mechanical innovations.—Although no monetary savings are attributed to improvements made on the sizing machines during the fiscal year 1952, the following changes have reduced spoilage of sheets and increased the speed and efficiency of the work.

In November 1951 new teflon-coated glass fabric tapes were installed on the sizing machines, replacing the cotton tapes or bands formerly in use. This change reduced the nonoperating time previously required for changing tapes on these machines. In addition, the new

tapes wear more than three times as long as the old ones, and are fireproof.

Spoilage of currency has been reduced by the installation of automatic temperature controls which maintain a temperature inside the drying compartment sufficient to permit proper drying of the work without overheating. A signal light to warn operators of overheating in the drying compartment was installed on one machine and tested during February 1952. This was later adopted for all fifteen machines.

Other improvements were the installation of a control roller to curb creasing, and the chrome plating of various machine parts to minimize maintenance work.

Overprinting.—The number of finished notes processed per day by examiners in the currency overprinting section was increased through the formation of a unit of lower level employees to perform the counting of sheet work in that section, and by the discontinuance of the count of unexamined notes at the close of the work day. Estimated savings realized during the fiscal year 1952 amounted to \$110,630, and recurring annual savings of this amount are anticipated.

The rearrangement of space so as to accommodate more workers in the currency overprinting section of the Surface Printing Division made possible the transfer of 225 employees from the night shift to the day shift during January 1951. The consequent elimination of fifteen percent night differential pay to these employees resulted in savings of \$38,436 last year and \$69,666 during 1952.

Packaging for shipment.—A new package wrapping machine, installed in the currency overprinting section, made possible the elimination of the services of six employees. Formerly these employees wrapped the packages of currency for shipment by hand. Savings from the use of this machine amounted to \$2,974 in 1951 and to \$14,874 in 1952.

Cartons have replaced the kraft paper wrappers formerly used to package postage and revenue stamps for shipment. The new procedure expedites the packing operation, saves materials, affords greater protection to the contents of the packages while in transit, and requires fewer employees than the former method. Estimated savings realized during the fiscal year 1952 amounted to \$43,617. On an annual basis the savings are estimated to total \$71,543, which is \$46,697 more than the amount forecast last year.

Procedural improvements

A new conveyor system in the bindery resulted in the release of two employees, and the better utilization of space and equipment in the unit which processes cigarette stamps. The conveyor replaced the hand trucks which were used for the transportation of paper trimmings from guillotine cutting machines, and for moving finished cartons of stamps. Savings realized during the fiscal year 1952 amounted to \$4,680. If extended on an annual basis, the savings would amount to \$5,616.

The following examples of work accomplished by management improvement committees saved \$10,635 during the fiscal year 1952 and are expected to result in annual savings of over \$18,000: Streamlining the processing of paper checks; combining certain activities in

the tissue section of the Examining Division; improving the handling of work in the distinctive paper unit; and rearranging the trimming and separating of disbursing officers' checks.

Personnel programs and activities

The total number of employees at the beginning of the fiscal year was 6,602. There were 391 appointments and 817 separations, leaving a total of 6,176 employees on the rolls as of June 30, 1952.

Bureau turnover rate for the fiscal year 1952 was 12.5 percent; Government-wide it was approximately 27.53 percent. It is estimated that 915 additional employees would have been needed during the fiscal year 1952 if the Bureau turnover were as high as the average throughout the Government. Recruitment and training of 915 employees would have cost the Government an estimated \$366,000.

The Bureau of Engraving and Printing, like manufacturing establishments in private industry, is faced with loss of production when there is more than a normal amount of absenteeism due to sickness, accidents, or personal reasons of the employees. During 1952, the Bureau made a study of the personal reasons for absenteeism. In those individual cases which were chronic, and in which no improvement was made, the services of the employees were terminated. A monthly report of absenteeism from each major production division is now being prepared and will be continued for a 6-month trial period to determine its usefulness. This report indicates the type and rate of absences that occur and the areas where improvement is needed.

Wage adjustments affecting some 5,219 unclassified employees, and amounting to approximately \$659,664.98 were made to meet the increases in wage rates granted by the American Bank Note Company or the Government Printing Office for job classifications which have been determined to be comparable to jobs in this Bureau. Wage adjustments for 936 classified employees were made in accordance with provisions of the Classification Act of 1949 as amended by the act of October 24, 1951 (65 Stat. 612).

The review of Office Chiefs' and Superintendents' positions and the positions of their principal assistants was completed in September 1951. The revised position descriptions reflect organizational changes, current duties, responsibilities, delegations of authority, and technological improvements.

Surveys of clerical positions in the Examining Division and Surface Printing Division were conducted in order to develop current job descriptions and to call attention of supervisors to overlapping activities and obsolete records. Other studies included the preparation of statistical computations of wage data to meet the requirements of the Wage Stabilization Board, the study of wage differentials between workers and their foremen in order to explore the uniformity and variety of such differentials, and the adjustment of wage rates to meet the requirements of Personnel Circular Number 126 in paying prevailing rates at all times.

In accordance with Treasury Department Circular Number 164, and applicable provisions of the Whitten Amendment, a review was made of all jobs in the Bureau. Upon completion of this review each division superintendent submitted: (1) A certification that current assignments of employees in his division had been compared with the

descriptions of the positions, so as to determine the unnecessary jobs which could be abolished; (2) current descriptions for those jobs which had changed, together with recommendations for revisions; and (3) a list of positions, by title and grade, which were found to be necessary and which were accurately described.

An examination for apprentice plate printers was given during the fiscal year 1952. The thirty-five highest ranking employees were offered plate printer apprentice jobs and their training began on March 17, 1952. The Plate Printing Division now has seventy apprentices.

A new program for the selection of supervisory personnel was established to reflect recent delegations of authority to operating division superintendents to select their own supervisors, to discover supervisory talent among Bureau employees, and to utilize this talent most effectively. The new procedure provides for the posting of all supervisory vacancies, and the use of psychological tests as an aid in the selection. Tests used so far in this program have included standard aptitude and intelligence tests, and special tests developed by Bureau personnel technicians to evaluate the applicants' suitability for special kinds of jobs. To date, five such special tests have been developed and administered along with standard tests in the filling of supervisory vacancies in five operating divisions.

In order to utilize the specialized experience of the Bureau's noncraft personnel more effectively than possible under the general promotion provisions, it was determined that promotions to thirty-two nonsupervisory jobs would be made on the basis of specific qualifications for work in the area concerned. Also, after consultation with the employee groups concerned, the written policy for ungraded noncraft employees was amended twice during the year in order to announce the title of the jobs which were removed from coverage by the promotion policy. This policy affects only fifty-seven of approximately 3,900 noncraft employees in the Bureau.

During the fiscal year 1951 a study was under way to examine the existing policy relating to the practice of collecting from employees for shortages of security instruments in both complete and incomplete stages. Following a comprehensive study by the Bureau, the General Counsel, and the Director of Personnel, a new policy was approved by the Under Secretary of the Treasury on October 4, 1951, and was outlined in a Bureau bulletin dated October 19, 1951.

The revised policy abolishes the practice of collecting for items which are not complete. It continues the practice of collecting from employees for completed items which the Government may be required to redeem when individual responsibility can be determined. In addition, disciplinary action will be taken. The new procedure provides that when individual responsibility cannot be determined, the face value of the lost security will be charged to an expense account entitled, "Completed Securities Unaccounted For," and a credit will be made to an account entitled, "Reserve for Completed Securities Unaccounted For." In the event a claim for a shortage in a delivery of completed securities is substantiated, payment will be made from Bureau funds.

Differences which may occur from time to time in the paper stocks for either completed or incompletd securities will be reported currently by the Bureau to the Secret Service for investigation in conformity with existing practice. The Bureau is authorized to adjust the paper stock accounts by writing off any sheets or portions of sheets not located within thirty days.

The Bureau Safety Council conducts a continuous program of training with emphasis on weekly classes for supervisory personnel, and employees engaged in occupations where the severity and frequency rates for accidents are high. An indication of the continuing improvement in the safety records of the Bureau was the reduction in the accident frequency rate¹ from 17.66 in the fiscal year 1951 to 14.82 in the fiscal year 1952.

Two series of training sessions were conducted, one for supervisors and foremen, and one for members of the Transportation Division. Procedures in connection with accidents were simplified by placing the responsibility for preparing accident reports on the supervisors and eliminating unnecessary reports.

Long-range improvement program

Over a period of years the research and development activities in the Bureau have made possible immense savings, thus bringing to fruition long-range plans for modernization of existing equipment and operations. Projects on which the research staff has worked, which resulted in savings during the fiscal year 1952, were described in the preceding part of this report. However, research activities also included long-range projects which are expected to yield further savings in years to come. In connection with a number of such studies the cooperation of outside manufacturing and research concerns has been sought. A good deal of help has been secured in this way, supplementing the work of the small staff in the Bureau, and infusing new ideas and techniques into the work. Foreseeable annual savings from projects now under way amount to over \$5 million. The areas of study which are expected to bring about these savings are outlined as follows:

Development of nonoffset black intaglio ink would eliminate slip-sheeting between printed currency face impressions, and would make it practical to install automatic take-off devices on the presses printing this work. The speed in the printing of currency faces would be so increased that it is possible that an assistant could be released from each currency face press.

Improved methods, techniques, materials, and devices for printing postage stamps are being developed on an experimental press in the engineering and development section. Results produced from this activity may be applicable also to the experimental printing of currency on a sheet-fed rotary press, which is expected to be delivered to the Bureau next year.

Experiments on new methods of trimming printed sheets of work are being conducted so as to speed the process and produce more accurate results.

¹ The number of disabling injuries per 1,000,000 man-hours worked.

Wholly automatic feeders are in process of development for use on currency printing presses. When perfected the installation of these devices would probably eliminate the need of a considerable number of positions of printers' assistants.

The possible use of automatic collating equipment to assemble postage stamps in book form is being explored at the present time. If practicable, such a device would eliminate the need for the services of a number of people, and would increase the amount of work produced at less expense and in less time.

Other refinements in postage stamp processing include development of improved types of cartons for shipping the stamps, and the installation of a conveyor system to bring several operations related to preparing the work for shipment into a continuous flow of work.

New issues of stamps

Orders were received and dies were engraved for new issues of postage stamps as follows:

Issue	Denomination (cents)
75th Anniversary of the American Chemical Society Commemorative, Series 1951.....	3
175th Anniversary of the Battle of Brooklyn Commemorative, Series 1951.....	3
200th Anniversary of the Birth of Betsy Ross Commemorative, Series 1952.....	3
50th Anniversary of the 4-H Club Movement Commemorative, Series 1952.....	3
125th Anniversary of the Baltimore and Ohio Railroad Company Commemorative, Series 1952.....	3
50th Anniversary of the Founding of the American Automobile Association Commemora- tive, Series 1952.....	3
North Atlantic Treaty Organization Commemorative, Series 1952.....	3
Grand Coulee Dam Commemorative, Series 1952.....	3
175th Anniversary of the Arrival of Marquis de Lafayette in America Commemorative, Series 1952.....	3
Mount Rushmore National Memorial Commemorative, Series 1952.....	3
United States Postage, Air Mail, Series 1952.....	80

Other new issues of stamps produced during the year included the \$2.00 Federal migratory bird hunting stamp, Series 1952-53; \$50.00 special tax-wagering tax stamp; six denominations of documentary stamps, new design; and three denominations of documentary stamps, modified new design. In June 1952, orders were received from the Bureau of the Public Debt for new United States savings bonds, 1952 design, for Series E, Series H, Series J, and Series K. New models and layouts were prepared and considerable original engraving and plate making were required because of changes in the face and back of the bonds. By the end of June, 1,500,000 of the new Series E bonds had been delivered.

Production

Deliveries of finished work during the fiscal year 1952 totaled 834,899,736 sheets, an increase of 30,979,938 sheets or approximately 4 percent, as compared with the quantity delivered during the previous fiscal year. A comparative statement of deliveries of finished work in the fiscal years 1951 and 1952 follows:

Class	Sheets		Face value, 1952
	1951	1952	
Currency:			
United States notes.....	4,080,000	4,125,000	\$202,140,000
Silver certificates.....	125,920,000	129,204,000	2,181,648,000
Federal Reserve notes.....	52,427,000	63,043,000	8,939,600,000
Specimens:			
United States currency.....	17		
Federal Reserve notes.....	116		
Total.....	182,427,133	196,372,000	11,323,388,000
Bonds, notes, bills, certificates, and debentures:			
Bonds:			
Postal savings.....	815	2,070	933,000
Treasury.....	629,078	678,458	25,539,977,400
United States savings.....	72,877,000	80,545,000	5,296,625,000
Depository.....	525		
Consolidated Federal farm loan for the 12 Federal intermediate credit banks.....		100,900	466,480,000
Home Owner's Loan Corporation: Obsolete engraved stock delivered to destruction committee and destroyed.....	1,107,162		
Puerto Rican.....	242		
Notes:			
Treasury.....	1,516,690	66,775	10,629,000,000
Consolidated, Federal home loan banks.....	64,550	59,000	1,325,000,000
Special, United States International Monetary Fund series.....		165	5,075,000,000
Special, foreign service retirement and disability fund series.....		140	
Special, civil service retirement and disability fund series.....		140	
Special, national service life insurance fund series.....		535	
Treasury bills.....	595,400	1,072,400	130,270,000,000
Certificates:			
Indebtedness.....	379,000	946,100	63,709,900,000
Military.....	94,667	1,232,000	497,662,000
Postal savings.....	2,121,300	1,029,500	854,912,250
Interim transfer, postal savings bond.....	1,000	1,000	
Debentures:			
Collateral trust of the Central Bank for Cooperatives.....		9,650	108,000,000
Consolidated collateral trust for the Federal intermediate credit banks.....	61,650	63,000	1,100,000,000
War housing insurance fund.....		7,710	62,925,000
Mutual mortgage insurance fund.....		1,475	2,547,500
Specimens:			
Bonds.....	53	92	
Notes.....	10	8	
Certificates.....	1		
Debentures.....	6	4	
Total.....	79,449,149	85,816,122	244,938,062,150
Stamps:			<i>Number of stamps, etc., 1952</i>
Customs.....	373,700	562,000	5,620,000
Internal revenue:			
To offices of issue.....	312,428,048	302,719,827	22,552,926,985
Obsolete stock delivered to Commissioner of Internal Revenue for destruction.....	293,398	10,552,040	285,311,372
Specimens.....	176		
Puerto Rican revenue.....	2,461,008	1,463,611	89,997,775
Obsolete stock delivered for destruction.....	270,952		
Virgin Islands revenue.....	550	180	18,000
United States war savings.....	641,960	246,077	95,859,800
Postage:			
United States.....	200,032,947	210,456,621	22,367,455,730
Specimens, United States.....	36	18	3,630
Canal Zone.....	89,697	17,250	6,900,000
Adhesive postal note.....	587,821		
District of Columbia beverage tax-paid.....	919,300	1,022,400	51,120,000
Federal migratory bird hunting.....	24,075	21,325	2,388,400
Foreign service fee.....	15,995	15,904	1,590,400
Passenger baggage.....		840,000	4,200,000
Straight lock seals.....		3,704	200,016
Total.....	518,139,663	527,920,957	45,463,592,108

Class	Sheets		Face value, 1952
	1951	1952	
			<i>Number of stamps, etc., 1952</i>
Miscellaneous:			
Checks.....	11, 182, 980	12, 805, 709	64, 012, 730
Certificates.....	1, 585, 143	1, 840, 990	1, 840, 990
Commissions.....	230, 954	218, 736	218, 736
Diplomas.....		953	953
Drafts.....	6, 000	250	250
Government requests for transportation.....	1, 063, 668	785, 320	3, 926, 600
Warrants.....	24, 430		
Other miscellaneous.....	9, 810, 511	9, 134, 809	9, 134, 809
Specimens.....	167	589	7, 074
Military payment orders.....		3, 300	16, 500
Total.....	23, 903, 853	24, 790, 656	79, 158, 642
Grand total.....	803, 919, 798	834, 899, 735	

Fiscal Service—BUREAU OF ACCOUNTS

The Bureau of Accounts is responsible for numerous fiscal activities or operations, most of which are Government-wide in scope, and which are required pursuant to acts of Congress or executive orders. These include the establishment of amounts of appropriations made by Congress to the various departments and agencies through the issuance of appropriation warrants; the maintenance of the central accounts of the Government relating to revenues, appropriations, and expenditures for the departments and establishments; and the covering of moneys into the Treasury and authorizing their withdrawal therefrom.

An annual report to the Congress entitled *The Combined Statement of Receipts, Expenditures and Balances of the United States Government* is prepared by the Bureau; in this report receipts are classified whenever practicable by districts, States, and ports of collections, and expenditures are classified under each separate head of appropriation. Other financial reports are prepared for the information of the President, the Congress, and the public with regard to the results of the financial operations of the Government.

The Bureau participates in the Joint Accounting Program of the Comptroller General, the Secretary of the Treasury, and the Director of the Bureau of the Budget for the improvement of over-all Government accounting and financial reporting. The Bureau is responsible for the technical supervision of accounting systems and procedures and the coordination of matters relating to accounting and financial reporting within the Treasury Department.

Other responsibilities are: Disbursing functions including certain collections, with a few exceptions, for the civil establishments of the executive branch of the Government; the handling of investments of various trust and other funds for the Secretary of the Treasury; the maintenance of records relating to authority of Government corporations and agencies to borrow from the Treasury and loans made to such agencies; the negotiation of loan agreements with the various corporations and agencies; the supervision of the Federal depository system including deposit of withheld income, social security, and railroad retirement taxes; approval of surety bonds and determination of underwriting qualifications of surety companies authorized to do

business with the United States; the accounting, billing, and collecting for lend-lease articles transferred and surplus property sold to foreign governments; and the handling of a variety of claims under various acts of Congress including payment of international claims.

Accounting, reporting, and related fiscal matters

The accounting staff of the Bureau was engaged during the year in the development of improvements in accounting and reporting within the framework of the Budget and Accounting Procedures Act of 1950 (31 U. S. C. 1-66c). The most important are described in the following paragraphs.

Accounting systems of the Treasury Department.—Technical assistance was given in improving the accounting systems or in solving problems in the following areas.

The work with respect to the formalization of procedures and solution of problems under the new accounting system, installed on July 1, 1951, in the Bureau of Engraving and Printing, was completed during the year.

A survey was made of the accounting system and procedures in the Bureau of Narcotics, and recommendations for improvements were placed in effect.

A joint project was commenced by representatives of the Treasury, the General Accounting Office, and the Bureau of Internal Revenue, involving a comprehensive study and appraisal of all internal revenue accounting operations, with the long-range objective of finding the most economical and effective system.

A project was started looking toward simplification of the processing of Government deposits and checks through general depositaries. If successful this will eliminate the handling of numerous documents each day in the Office of the Treasurer of the United States.

Representatives of the Bureau collaborated with departmental representatives in giving assistance to the various bureaus and offices of the Treasury in the program for integration of the budgeting and accounting systems and in the formulation of procedures for administrative control over the expending of appropriations required by regulations set forth in Treasury Department Circular No. 880, of January 2, 1951. (See exhibit 54, page 661 of the 1951 annual report.)

Government-wide accounting and related fiscal matters.—Representatives of the Bureau collaborated in the Joint Accounting Program of the Comptroller General, the Secretary of the Treasury, and the Director of the Bureau of the Budget for improving accounting generally in the following principal areas.

Joint Regulation No. 3, issued by the General Accounting Office and the Treasury Department, was amended December 21, 1951, to extend the procedure therein for making certain deposits immediately available for expenditure without warrant action, to civil service retirement deductions on payrolls paid by disbursing officers of the Division of Disbursement, Treasury Department. (See exhibit 43.)

There was developed for application by all executive agencies whose operations would be benefited and simplified, a procurement and payment procedure for small purchases utilizing imprest funds. The procedure was issued under a joint regulation of the General Services Administration, the Treasury Department, and the General Account-

ing Office on March 10, 1952, simultaneously with the issuance of Treasury Department Circular No. 900 relating to the form of bond to be used by imprest-fund cashiers. (See exhibit 44.) These regulations were promulgated in the Treasury Department by Treasury Department Circular No. 908 of May 14, 1952. (See exhibit 44.)

A study was inaugurated to analyze and appraise the entire civilian payroll system of the Government with the view of determining the most economical and efficient methods for general application.

The savings and improvements in the issuance, clearance, payment, and reconciliation of checks, made possible through the use of punched card checks, resulted in the establishment of a project for the development of plans and recommendations for the maximum use of this form of check.

A procedure was developed with the General Accounting Office whereby the authority of Treasury disbursing officers to effect cancellation of checks directly in their accounts has been considerably broadened. This has eliminated certain overlapping and duplication, has strengthened internal controls in the payment and related check-claim processes, and has increased efficiency in check processes and accounting.

In line with the improvements in accounting already made and going forward on a broad front, a long-range program has been instituted with the Bureau of the Budget to examine and appraise such changes in relation to the *Budget Document*, the *Combined Statement of Receipts, Expenditures and Balances of the United States Government*, and the *Daily Statement of the United States Treasury*.

Daily Statement of the United States Treasury.—Effective November 30, 1951, classifications in the daily Treasury statement were revised to show expenditures by titles under the major activities relating to the Mutual Security Act of 1951 (65 Stat. 373). These classifications in the statement issued daily show expenditures by major activity only. In the mid-month issues, expenditures contain additional components by areas and names of principal spending agencies under each activity. Further revisions of classifications were put into effect July 1, 1952, principally to show expenditures under certain organizations not previously reported. Basically, neither the methods of reporting transactions nor the format of the daily Treasury statement changed during the fiscal year.

General operations and management improvement

During the fiscal year the operations of the Bureau were continued by the same organizational units as in 1951, as described in the following paragraphs.

Disbursement operations.—The Division of Disbursement provides disbursing, collection, and savings bond issuance facilities for all executive departments and agencies except the Post Office Department, United States Marshals, the Panama Canal, the Department of Defense, and certain Government corporations. The Division provided these services through 27 regional disbursing offices located in the continental United States; Juneau, Alaska; Honolulu, Hawaii; San Juan, Puerto Rico; Manila, Philippine Islands. The number of regional disbursing offices was reduced to 26 on June 30, 1952, when

the regional office at Columbus, Ohio, was discontinued. Additional assistant disbursing officers and agent cashiers were designated at strategic points in foreign countries throughout the world to provide expanded facilities and improved methods for making disbursements in foreign countries, and more rapid and satisfactory transaction of Government business. The number of payments, collections, and savings bonds issued by the Division of Disbursement in its central and regional offices during the fiscal years 1951 and 1952 are as follows:

Classification	Number	
	Fiscal year 1951	Fiscal year 1952
Payments (checks and cash):		
Social security.....	42,988,376	53,841,576
Veterans' benefits.....	74,055,585	68,731,512
Special dividend program.....	2,227,541	7,613,719
Tax refunds.....	31,189,245	28,935,941
Other.....	29,411,723	30,420,622
Collection items.....	5,728,583	6,136,741
Savings bonds issued to Federal employees in payroll savings plan.....	2,426,348	2,440,387
Total.....	188,027,401	198,120,498

Federal depositary system.—The Division of Deposits is responsible for the administrative work relating to the designation and supervision of depositaries throughout the United States and in foreign countries. A large volume of requests was received by the Treasury from the Department of Defense during the fiscal year 1952 for the establishment of depositary facilities at locations in the United States, its Territories and possessions, and in other parts of the world (1) to furnish payroll cash to disbursing officers, (2) accept deposits to the credit of the Treasurer of the United States; (3) maintain military organizational accounts, and (4) provide limited banking facilities at military posts and reservations.

During 1952 the bank draft depositary system was extended to a number of collection districts of the Bureau of Internal Revenue. Under this system arrangements were made for approximately 100 division offices of the Bureau of Internal Revenue to use bank drafts in remitting collections for subsequent deposit to the credit of the Treasurer of the United States. The bank draft system was also placed in use for the Bureau of Prisons, Department of Justice, at several locations.

During each of the quarterly tax collection periods in 1952 the Treasury followed a special arrangement adopted in March 1951 as an aid in alleviating strain on bank reserves. Under this new procedure special depositaries of public moneys (designated under the provisions of Treasury Circular No. 92) were permitted to accept for deposit in their Treasury tax and loan accounts funds representing checks of \$10,000 or more received by collectors of internal revenue on account of income taxes, excess profits taxes, and interest or penalties, including deficiencies and payments of estimated taxes. As a result, there is no immediate impact on bank reserves resulting from the heavy payment of taxes, since the commercial banks involved simply transfer funds from the taxpayers' accounts to their accounts

with the Treasury and the Treasury withdraws such moneys as it may need for current disbursement over a period of time.

Government losses in shipment.—The reported value of shipments made by Government departments and agencies under coverage of the Government Losses in Shipment Act, as amended (5 U. S. C. 134–134h), amounted to \$516,192,569,299 in the fiscal year 1952 as compared with \$467,215,212,742 in the fiscal year 1951. Payments from the fund during the year, including \$35,106 on account of redemption cases of United States savings bonds and armed forces leave bonds, amounted to \$36,615. Recoveries amounting to \$7,902 were deposited to the credit of the fund during the fiscal year 1952, leaving the net expenditure of \$28,714 for losses. The cumulative amount of estimated insurance premium savings to the Government from the inception of the act in 1937, based on rates in effect at that time, totaled \$39,730,760. Further information concerning the operation of this self-insurance plan by the Government will be found in tables 101 to 105.

Investments of trust and other funds.—The Secretary of the Treasury is responsible under various provisions of law for the investment of certain trust and other funds. The Division of Investments handles the administrative work relating to such investments. Table 44 shows the various accounts for which the investments are made.

Withheld foreign checks.—As of June 30, 1952, delivery of Government checks to payees residing in certain foreign areas has been prohibited for the following locations: Albania; Bulgaria; Communist-controlled China; Czechoslovakia; Estonia; Hungary; Latvia; Lithuania; Poland; Rumania; the Union of Soviet Socialist Republics; Germany, Soviet Zone of Occupation; and Germany, Soviet Sector of Berlin. Copies of amendments dated February 19, 1951, and April 17, 1951, to Treasury Department Circular No. 655, appear as exhibit 55, page 669, in the 1951 annual report.

In addition, delivery of checks to Nationals of Communist China and North Korea is prohibited by foreign assets control regulations issued by the Secretary of the Treasury under date of December 17, 1950, except to the extent that delivery has been authorized by appropriate license.

Surety companies.—Under the act of Congress, approved July 30, 1947 (6 U. S. C. 8), the Secretary of the Treasury issues certificates of authority to corporate surety companies to qualify them as sureties on bonds and other obligations in favor of the United States. A list of the companies which are acceptable as sureties with information as to the extent and with respect to their localities is published annually on or about May 1 by the Treasury.

As of June 30, 1952, there were 136 companies holding certificates of authority, qualifying them as sole sureties on recognizances, stipulations, bonds, and undertakings permitted or required by the laws of the United States, to be given with one or more sureties. There were also 8 companies holding certificates of authority authorizing them to act only as reinsurers on bonds in favor of the United States. During the year certificates of authority were issued to 10 companies qualifying them as sole sureties on Federal bonds and other obligations.

A total of 74,955⁷ of bonds and consent agreements was approved as to corporate surety by the Treasury during the year, which is an

increase of 18 percent over 1951. This increase was due primarily to contract bonds occasioned by the defense program.

Deposits by Federal Reserve Banks under Section 16 of the Federal Reserve Act, as amended.—The amounts deposited into the Treasury by the various Federal Reserve Banks representing interest levied by the Federal Reserve Board under Section 16 of the Federal Reserve Act, as amended (12 U. S. C. 414), on the basis of Federal Reserve notes in circulation during the fiscal year 1952 totaled \$277,651,923. This included deposits for the second, third, and fourth quarters, calendar year 1951, and the first quarter, calendar year 1952. Table 9 gives information with respect to comparative figures for prior years.

Management improvement.—Improvements in methods, procedures, and use of labor-saving equipment resulted in dollar savings estimated at \$473,000 for the fiscal year 1952, or over 3 percent of the total appropriations provided by Congress for administrative expenses of the Bureau.

A portion of the savings was the result of improvements initiated in earlier years, including extension of the use of mechanical equipment in the preparation of checks and the maintenance of accounts mentioned on page 91 of the 1951 annual report. New developments contributing to savings included, among others, a revised procedure for examination of the accounts of regional disbursing officers, elimination or revision of certain accounting forms and reports, improvement in the procedure of issuing United States savings bonds purchased through the payroll saving plan, and adoption of electric equipment for accounting for general fund revenues. Management projects to improve the accounting and reporting of appropriations for administrative expenses and investment activities of the Bureau were also undertaken.

Employee suggestions for which awards were made under the awards for suggestions program produced savings of approximately \$5,000. In order to stimulate interest in the employee suggestions program, publicity is being given outstanding awards.

A plan was put into effect early in the fiscal year under which some area of management such as organization, procedures, reports, space, safety, incentive programs, personnel utilization, and the like is given particular attention each month according to a schedule worked out in advance. In carrying out this activity, the Bureau has used as a reference the *Treasury Department Guide for Appraisal of Operations*.

Savings from management improvement were used in meeting increased workloads, a part of pay increases, and the cost of periodic within-grade promotions. A total of \$230,083 returned to the Treasury from appropriations for administrative expenses of the Bureau is also attributed to management improvements.

Treasury loans, capital subscriptions, donations, contributions, interest, and dividends

The Treasury made cash advances of \$5,194,482,049 in 1952 to Government corporations and agencies that are authorized to borrow money for operations. Repayments and refundings to the Treasury of \$4,201,102,814 and cancellations of indebtedness amounting to \$454,162,507, as authorized by law, resulted in net advances by the Treasury of \$539,216,728. The Treasury held \$9,635,881,038 of bonds and notes issued by Government corporations and agencies as

of June 30, 1952. Information relating to obligations held by the Treasury and transactions during the year are shown in tables 66, 67, and 68.

Capital stock of Government corporations held by the Treasury decreased by \$20,716,000 during the fiscal year 1952 as a result of cash payments in the amount of \$21,716,000 and additional subscription of \$1,000,000. Cash payments of \$3,000,000 were made also on capital stock owned by the Government but held by the Department of Agriculture.

During the fiscal year 1952, dividends, interest, and like payments received from Government corporations and other enterprises in which the Government has a financial interest amounted to \$230,030,556. Detailed information concerning these payments is shown in table 78. The following paragraphs describe certain transactions of general interest relating to capital subscriptions, loans, and similar items.

The Defense Production Act of 1950.—Section 304(b) of the Defense Production Act of 1950, as amended (50 U. S. C. Supp. IV War App. 2094), authorizes the President to utilize the facilities of certain governmental agencies in carrying out the defense functions assigned pursuant to Sections 302 and 303 of the act. Under Executive Orders Nos. 10161, 10200, and 10281 various allocations were made against the authorization contained in the act to borrow from the Treasury not to exceed in the aggregate \$2,100,000,000, an increase during 1952 of \$500,000,000. During the fiscal year the Treasury accepted \$617,764,855 face amount of notes and made advances to authorized agencies in the amount of \$242,660,935. Repayments totaling \$5,100,000 were received resulting in total net advances made by the Treasury to agencies of \$237,560,935. As of June 30, 1952, the Treasury had accepted \$955,164,855 face amount of notes against which there was due \$395,460,935 representing net advances.

Mutual Security Agency.—The functions and responsibilities of the Administrator for Economic Cooperation Administration were transferred to the Director for Mutual Security by Section 502, subsection (b-2) of the act approved October 10, 1951 (65 Stat. 378).

Pursuant to the act of June 15, 1951 (65 Stat. 70), the Treasury accepted an additional note of the Director for Mutual Security in the amount of \$27,254,316. As of June 30, 1952, the Treasury had accepted \$200,000,000 face amount of guaranty notes and \$1,212,054,316 face amount of loan notes.

The terms of the agreement between the Mutual Security Agency and the Treasury Department provide that the notes constitute allocations against which the Export-Import Bank of Washington may draw as funds are required. As of June 30, 1952, the Bank had drawn \$2,522,389 against the guaranty notes and \$1,147,531,371 against the loan notes, and repaid \$12,389 of the amount drawn against the guaranty notes, and repaid \$78,455 against the loan notes, leaving \$2,510,000 of guaranty notes and \$1,147,452,916 of loan notes held by the Treasury as of that date. Balances of \$197,477,611 of guaranty notes and \$64,522,945 of loan notes on June 30, 1952, were available to the Export-Import Bank.

Housing and Home Finance Agency.—Since the Federal National

Mortgage Association and the function of making loans for prefabricated housing were transferred in September 1950 from the Reconstruction Finance Corporation to the Housing and Home Finance Agency, the operations of the Federal National Mortgage Association have been financed by notes of the Housing and Home Finance Administrator accepted by the Secretary of the Treasury. As of June 30, 1952, the Treasury held notes of the Administrator of the Housing and Home Finance Agency in the amount of \$2,075,779,115 for subsequent advances to the Federal National Mortgage Association, of which there were loans outstanding in the amount of \$2,037,893,115. On August 8, 1951, the Board of Directors of the Federal National Mortgage Association declared a dividend of \$29,000,000 out of the retained earnings as of June 30, 1951, payable on August 31, 1951, to the Housing and Home Finance Administrator. On August 31, 1951, the Administrator deposited this dividend of \$29,000,000 into the United States Treasury.

Notes of the Administrator of the Housing and Home Finance Agency for "prefabricated housing" in the amount of \$40,170,297 were accepted by the Secretary of the Treasury through June 30, 1952, against which there were loans outstanding in the amount of \$32,170,297.

Pursuant to the provisions of the act approved July 15, 1949 (42 U. S. C. 1452(e)), notes of the Administrator of the Housing and Home Finance Agency for "slum clearance" in the amount of \$25,000,000 were accepted by the Secretary of the Treasury through June 30, 1952, against which there were loans outstanding in the amount of \$10,000,000 (not including \$2,000,000 repaid during the fiscal year).

Pursuant to the provisions of the act approved April 20, 1950 (64 Stat. 78), notes of the Administrator of the Housing and Home Finance Agency for "housing loans for educational institutions" in the amount of \$5,000,000 were accepted by the Secretary of the Treasury through June 30, 1952, against which there were loans outstanding in the amount of \$2,000,000.

Federal home loan banks.—Repayments in the amount of \$10,000,000 were received in July of 1951, which completed the retirement of all capital stock held by the Treasury. Dividends amounting to \$62,500 on capital stock holdings of the Treasury in Federal home loan banks were deposited in the Treasury during the fiscal year 1952 as miscellaneous receipts. A statement showing dividends and stock repayments by banks appears as table 76.

Federal Savings and Loan Insurance Corporation.—In accordance with Section 402 of the National Housing Act, as amended (12 U. S. C. 1725 (h)), the Corporation on July 24, 1951, retired capital stock held by the Treasury in the amount of \$6,716,000, leaving a balance of \$93,284,000. The Corporation also paid to the Treasury \$1,875,000 representing interest on its capital stock at 1½ percent on \$100,000,000 par value capital stock held by the Treasury during the year ending June 30, 1951.

Home Owners' Loan Corporation.—During the fiscal year 1952, the liquidation of the Home Owners' Loan Corporation was completed. Pursuant to Public Law 137, 82d Congress, approved August 31, 1951, the Corporation transferred \$75,000 of its surplus funds to the Home Loan Bank Board to take care of matters that may arise following the

close of the Corporation's operations. On December 26, 1951, the Corporation deposited the balance of its cumulative surplus funds, which amounted to \$193,589, into the United States Treasury.

The cumulative income reported by the Home Owners' Loan Corporation from beginning of operations totaled \$1,417,135,195, while its operating and other expenses before losses were \$1,065,049,900, which resulted in a net operating income of \$352,085,296. Losses of \$338,016,707, of which \$336,548,216 represented losses on property sales, produced a net profit of \$14,068,589, after all acquired properties had been sold, all mortgage loan and vendee accounts had been paid in full or realized upon by sale or assignment, all investments and other assets had been realized on, and all liabilities had been liquidated. Of the net profit of \$14,068,589, all but the \$75,000 retained by the Home Loan Bank Board for final liquidation expenses has been deposited into the Treasury.

Commodity Credit Corporation.—Under the act of March 8, 1938, as amended (15 U. S. C. 713a-1), the Secretary of the Treasury is required to make an appraisal as of June 30 of each year of the assets and liabilities of the Commodity Credit Corporation to determine the net worth of the Corporation. In the event that any such appraisal shall establish that the net worth of the Corporation is less than \$100,000,000 the Secretary of the Treasury is to submit an estimate and recommend that the Congress appropriate the funds necessary to restore the capital impairment. In the event that any appraisal shall establish that the net worth of the Corporation is in excess of \$100,000,000 such excess shall be deposited by the Corporation in the Treasury as miscellaneous receipts. The act approved December 6, 1945 (59 Stat. 599), requires the Comptroller General to make an annual audit of the financial transactions of the Corporation and to furnish a copy of the audit report to the Secretary of the Treasury for consideration in appraising the assets and liabilities for determining the net worth of the Corporation in accordance with the provisions of the act of March 8, 1938, as amended.

A statement showing restorations of capital impairment by appropriations or by cancellation of obligations of the Corporation covering those years for which the appraisal determined that the net worth of the Corporation was less than \$100,000,000, together with the appraisal dates and amounts of deposits into the Treasury for those years when the appraisal established that the net worth of the Corporation was in excess of \$100,000,000 appears in table 73.

The liabilities and capital of the Corporation on June 30, 1951, exceeded the value of assets as determined by the Secretary of the Treasury by \$109,391,154. The Department of Agriculture Appropriation Act of 1953, approved July 5, 1952, appropriated that amount to enable the Secretary of the Treasury to restore to the Corporation the amount of its impaired capital as determined by appraisal of June 30, 1951.

The net charge against the Treasury for capital impairment from the inception of the Corporation, including \$109,391,154 under the act of 1953 covering the appraisal as of June 30, 1951, amounted to \$2,494,919,662.

The 1953 act also directs the Secretary of the Treasury to cancel notes issued by the Corporation to the Secretary of the Treasury in the

amount of \$182,162,250. This amount represents net costs to the Corporation during the fiscal year 1951 for operations conducted under the International Wheat Agreement Act of 1949 (7 U. S. C. 1641).

The 1953 act also directs the Secretary of the Treasury to discharge indebtedness of the Corporation to the Secretary of the Treasury by canceling notes of the Corporation to the Secretary of the Treasury in the amount of \$11,240,532 for funds transferred and expenses incurred under the Agricultural Research Administration through the fiscal year 1951 pursuant to authority granted in the Department of Agriculture Appropriation Act, 1951 (64 Stat. 661), relating to the Eradication of Foot-and-Mouth Disease program.

The Corporation paid into the Treasury during the fiscal year 1952 \$1,875,000 as interest on its capital stock.

Production credit corporations.—During the fiscal year 1952 the production credit corporations returned \$3,000,000 to the Treasury Department through the Department of Agriculture. This repayment, together with repayments made in previous years, reduced the amount of capital stocked owned by the Government as of June 30, 1952, to \$36,235,000.

Federal intermediate credit banks.—Pursuant to the requirements contained in the Agricultural Credits Act of 1923, as amended (12 U. S. C. 1072), the Federal intermediate credit banks deposited \$299,524 in the Treasury during the fiscal year 1952. The act requires each credit bank at the end of each fiscal year, after all necessary expenses and costs of operation for the year have been paid or provided for, to apply its remaining net earnings to (1) making up any losses in excess of reserves, (2) eliminating capital impairment, (3) creating reserves against unforeseen losses, and (4) paying 25 percent of the amount then remaining to the United States as a franchise tax.

Federal Farm Mortgage Corporation.—Pursuant to Public Law 135, 82d Congress, approved August 31, 1951, the Federal Farm Mortgage Corporation paid dividends of \$14,000,000 into the Treasury during the fiscal year 1952. This sum was credited as miscellaneous receipts in the general fund.

Reconstruction Finance Corporation.—The act of May 25, 1948 (62 Stat. 261), requires an annual payment, within six months after the end of each fiscal year, of the amount by which its accumulated net income exceeds \$250,000,000. Under this provision, the Corporation paid into the Treasury on December 29, 1951, as miscellaneous receipts, a dividend on its capital stock amounting to \$16,345,812.

Under the act of June 30, 1948 (62 Stat. 1187), the Secretary of the Treasury was authorized to cancel notes of the Reconstruction Finance Corporation in an amount equal to costs incurred by the Corporation subsequent to June 30, 1947, for handling, storing, processing, and transporting critical materials to stockpiles. No notes were canceled during 1952. Recoveries less related expenses of national defense, war, and reconversion costs in the amount of \$113,609,841 were deposited in the Treasury as miscellaneous receipts during the fiscal year 1952, as required by the act.

A statement showing all cancellations and recoveries by the Treasury on notes of the Reconstruction Finance Corporation is shown in table 74.

Export-Import Bank of Washington.—On July 31, 1951, the Export-Import Bank of Washington paid a dividend of 2 percent on its outstanding capital stock pursuant to a resolution of its Board of Directors. This dividend, amounting to \$20,000,000, was paid out of net earnings of the Bank for the fiscal year ending June 30, 1951. The payment was credited to miscellaneous receipts in the general fund.

Smaller War Plants Corporation.—The Reconstruction Finance Corporation, as the liquidation agency, paid \$5,000,000 into the Treasury for retirement of capital stock of the Smaller War Plants Corporation. This payment reduced the amount of such stock held by the Treasury as of June 30, 1952, to \$39,400,000.

Donations and contributions.—Included in donations received during the fiscal year there were received from a taxpayer amounts of \$22,413, \$25,051, and \$34,179 representing a voluntary return of tax refunds for the fiscal years 1943, 1944, and 1945, respectively. The total amount of donations credited to the general fund of the Treasury in the fiscal year was \$124,683. "Conscience Fund" contributions to the general fund in the fiscal year amounted to \$39,501. Among conditional donations to trust funds, specifically authorized by law, a donation of \$50,000 to the Library of Congress was deposited in the Library of Congress Permanent Loan Trust Account. This donation was for the purpose of sponsoring presentations of great literature.

Liquidation of railroad obligations.—During the year the Treasury received \$11,385,555 representing proceeds from the sale of securities of the Seaboard Air Line Railway Company which were acquired under Section 210 of the Transportation Act of 1920 (41 Stat. 462 and 468). The Treasury also received during the fiscal year 1952 four payments totaling \$202,326 representing interest and dividends on securities acquired by the United States in connection with loans which were made to railroads. A statement concerning the liquidation of railroad obligations appears as table 77.

International obligations

Credit to the United Kingdom.—Under the terms of the financial agreement, dated December 6, 1945, between the United States and the United Kingdom, loans were made by the United States to the United Kingdom amounting to \$3,750,000,000. Repayments on the loans, together with interest at the rate of 2 percent, are to be made annually beginning December 31, 1951. The first repayment of the Government of the United Kingdom was made on December 31, 1951, in the amount of \$119,336,250, of which \$44,336,250 applied to principal and \$75,000,000 to interest on the loan.

Payments by Finland on World War I indebtedness.—The act of August 24, 1949 (63 Stat. 630), provides that amounts paid by Finland under the funding agreement of May 1, 1923, and the moratorium agreements of May 1, 1941, and October 14, 1943, shall be placed in a special deposit account which shall be available to the Department of State to finance educational and technical instruction and training in the United States for citizens of Finland, American books and technical equipment for institutions of higher education in Finland, and participation of United States citizens in academic and scientific

enterprises in Finland. During the fiscal year 1952 the Treasury made available to the Department of State \$396,179 received in payment of Finland's indebtedness.

Indebtedness of World Wars I and II.—As of July 1, 1952, the indebtedness to the United States from foreign governments accruing from World War I amounted to \$16.7 billion, principal and interest, and the amounts receivable under active agreements with foreign governments in connection with World War II amounted to \$2.4 billion.

The indebtedness of foreign governments to the United States, as of July 1, 1952, arising from World War I amounted to \$11,434,554,-559 on account of principal and \$5,279,247,730 on account of interest. These amounts do not include the World War I indebtedness of Germany, the principal of which amounts to \$1,225,023,750 on the basis of the par value of the reichsmark as of June 23, 1930. Tables 113 and 114 show the status of World War I indebtedness.

Foreign governments' indebtedness to the United States arising from World War II represents amounts receivable on lend-lease settlement agreements (collections on which are being handled by the Treasury), other lend-lease accounts, and surplus property sales agreements. As of June 30, 1952, this indebtedness totaled \$2,393,-920,356 and includes \$291,215,173 due the United States for the value of silver transferred to foreign governments under the lend-lease program which is to be repaid in kind. Details of this indebtedness by countries are shown in table 115. Final settlement agreements have not been reached with all foreign governments.

United States dollar collections made by the Treasury from foreign governments for reimbursable supplies and services furnished under lend-lease and reciprocal aid agreements and surplus property sales agreements negotiated by the Department of State during the fiscal year 1952 amounted to \$64,099,338, bringing the total collections to \$656,071,461.

The accounts of foreign governments under lend-lease and surplus property were credited with foreign currency payments having a United States dollar equivalent of \$33,436,361.

After making adjustments for credits reported by procuring agencies during 1952, articles and services furnished under agreements as authorized by the Lend-Lease Act, as amended (22 U. S. C. 412), amounted to \$50,232,453,376 between March 11, 1941, and June 30, 1952.

Articles and services furnished by foreign governments to the United States up to September 2, 1945, under reverse lend-lease amounted to \$7,819,322,791. Between March 11, 1941, and June 30, 1952, funds received from foreign governments amounted to \$1,876,-973,792. Of this amount \$1,391,182,635 has been covered into the Treasury as miscellaneous receipts; \$221,482,357 net has been allocated to the procuring agencies under the cash reimbursement program after taking into account a decrease in allocations of \$35,347; \$174,-201,233 has been returned to foreign governments; \$88,299,000 was reappropriated to the President by the act of June 30, 1944 (58 Stat. 627); \$1,578,333 was reimbursed to other agencies; and the remainder of \$230,235 is being held in the Treasury pending final settlement of certain accounts.

Foreign currencies.—The Treasury provides central facilities for the custody and disposition of excess foreign currencies that have been acquired by certain agencies of the United States in connection with sales of surplus property, lend-lease goods, Mutual Security Agency counterpart and guarantee funds, and other operations in foreign countries. These currencies are sold to various other Government agencies for United States dollar equivalent which is deposited as miscellaneous receipts. During the fiscal year 1952, the deposits amounted to \$47,081,936. Section 32 (b) of the Surplus Property Act of 1934, as amended (50 U. S. C. 1641 (2)), and the act approved September 27, 1950 (64 Stat. 1059), provided for the use of such foreign currencies for educational exchange programs and for international information and educational activities conducted between the United States and certain foreign countries. The currencies in the following statement were delivered in the fiscal year 1952 to the Department of State without receipt of the equivalent amount in United States dollars.

Country	Foreign currency	Equivalent dollar value
Australia.....	32,000 pounds.....	\$103,296.00
Austria.....	82,475,000 schillings.....	3,172,115.39
Belgium.....	7,500,000 francs.....	150,000.00
Denmark.....	759,578 kroner.....	109,970.00
Egypt (bulk sales).....	138,864,000 pounds.....	400,000.00
France (account No. 3).....	349,975,000 francs.....	1,000,000.00
Great Britain (account No. 2).....	357,301 pounds.....	1,000,000.00
Greece.....	6,000,000,000 drachmas.....	400,000.00
India.....	1,903,920 rupees.....	399,725.71
Iran.....	5,850,000 rials.....	119,677.51
Iraq.....	23,141,966 dinars.....	65,000.00
Italy.....	889,062,500 lire.....	1,422,500.00
Japan.....	135,261,720 yen.....	375,727.00
Netherlands.....	950,000 guilders.....	250,000.00
New Zealand.....	41,053 pounds.....	115,000.00
Norway.....	1,607,142 kroner.....	225,000.00
Pakistan.....	825,000 rupees.....	250,000.00
Philippines.....	803,000 pesos.....	400,000.00
Thailand.....	4,255,750 bahts.....	200,000.00
Turkey.....	594,384 pounds.....	212,280.00
Total.....		10,370,291.61

The amounts of foreign currencies held by the Treasury on June 30, 1951, transactions during the fiscal year, and balances on June 30, 1952, in foreign currencies and approximate United States dollar values are shown in table 112.

Bonds of the Republic of the Philippines.—The Republic of the Philippines made a payment, on October 23, 1951, of \$4,051,000 to the United States Government. This represented the final payment by the Philippines to the Special Trust Account established in the Treasury under the Philippine Independence Act, approved August 7, 1939 (53 Stat 1229), for the purpose of paying principal and interest on pre-1934 Philippine Government bonds. The amounts of cash and investments in the special trust account as of June 30, 1952, are shown in table 110.

Under date of November 26, 1951, the Philippine Government exercised its option to call for redemption all outstanding bonds of the following issues: Philippine Islands 4½ percent Collateral Loan of

1926 (1936-1956)—\$151,500—called for redemption on January 1, 1952; Philippine Islands 4½ percent Collateral Loan of 1927 (1937-1957) Camarines Sur—\$1,000—called for redemption on February 1, 1952; and Philippine Islands 5 percent Gold Loan of 1925 (1935-1955)—\$1,840,000—called for redemption on April 1, 1952.

American-Mexican Claims Commission.—Under the Convention between the United States and Mexico, dated November 19, 1941, the Government of the United States of Mexico agreed to pay, and the Government of the United States agreed to accept, the sum of \$40,000,000 in United States currency, payable in annual installments of \$2,500,000, as the balance due from the Government of the United States of Mexico in full settlement of the claims of American nationals as adjudicated by the American-Mexican Claims Commission. On November 19, 1951, the Treasury received from the Government of the United States of Mexico a further installment of \$2,500,000, which enabled a further distribution of 6 percent on the principal amount of each award, making a total distribution of 77.2 percent. A statement of the Mexican claims fund appears as table 106.

Mixed Claims Commission, United States and Germany.—The Settlement of War Claims Act of 1928 (50 App. U. S. C. 9), as amended, provides for deposit into the German Special Deposit Account of certain funds upon certification by the Department of Justice to the Secretary of the Treasury of the amounts to be so deposited. During the year, a further certification of \$843,569 was made to the Secretary of the Treasury for deposit into the German Special Deposit Account which made these funds available for distribution on the awards of the Mixed Claims Commission. The number and amount of awards of the Mixed Claims Commission certified to the Secretary of the Treasury, the amount paid, and balance due through June 30, 1952, appear in table 107.

International Claims Settlement Act of 1949.—The International Claims Commission which was established in accordance with the provisions of the act approved March 10, 1950 (64 Stat. 13), has been conducting hearings and adjudicating certain claims of the Government of the United States on its own behalf and on behalf of American nationals against foreign governments, arising out of World War II. At the present time, the Commission is considering claims against the Government of Panama and the Government of Yugoslavia. The Treasury Department has been designated as the paying agent for awards of the Commission. As of June 30, no awards had been certified for payment.

Litvinoff assignments.—In February 1952, there was received from the Department of Justice the amount of \$1,023,732 representing a compromise settlement of a number of civil actions brought by the Department of Justice in behalf of the United States against an American bank to recover surplus deposit accounts of various nationalized Russian banks and commercial institutions. This action arose out of the assignments to the United States in 1933 by Serge Ughst, Financial Attaché and Custodian of Russian Property in the United States, and by Maxim Litvinoff, Peoples' Commissar for Foreign Affairs. The receipt of this amount brings the total of such collections under the assignments to \$8,815,744.

Liquidation of war agencies

Except for the Philippine War Damage Commission, there were only a few transactions pertaining to the liquidation by the Bureau of Accounts of the residual fiscal affairs of certain terminated war agencies.

The Philippine War Damage Commission, which was created by the Philippine Rehabilitation Act of 1946 (60 Stat. 128), ceased to function March 31, 1951. Pursuant to a letter from the President of the United States to the Secretary of the Treasury, dated March 29, 1951, the Treasury Department assumed responsibility, effective April 1, 1951, for completion of the liquidation of the fiscal affairs of the Commission. The final liquidation of these residual affairs involves payment of outstanding obligations, closing accounts, handling inquiries relative to private and public claims for property loss in the Philippines during World War II, processing claims for the proceeds of Philippine war damage checks which were paid bearing forged or unauthorized endorsements or for substitute checks to replace those alleged to have been lost, destroyed, etc., and finally, disposition of records. The inquiries and other correspondence relating to these matters averaged 235 each month in the fiscal year 1952.

Fiscal Service—BUREAU OF THE PUBLIC DEBT

The Bureau of the Public Debt performs the administrative work in connection with the management of the public debt, which includes the preparation of offering circulars, instructions, and regulations pertaining to each issue, the issuance of securities and the conduct or direction of transactions in outstanding issues, the final audit and custody of retired securities, the maintenance of the control accounts covering all public debt issues, and the keeping of individual accounts with owners of registered securities and the issue of checks in payment of interest thereon. The Bureau of the Public Debt also audits the redeemed United States paper currency and supervises its destruction.

Two principal offices are maintained—one in Washington, D. C., for all functions relating to the issuing, servicing, and retiring of public debt securities except those relating to savings bonds following their issue to the public; the other in Chicago, Ill., where the functions consist of transactions relating to savings bonds after their issue to the public. In addition to the two principal offices, three field regional offices, located in New York, Chicago, and Cincinnati, are maintained for the purpose of decentralizing the auditing of redeemed savings bonds.

Bureau administration

Management improvement.—During the fiscal year 1952 the Bureau continued to extend the use of mechanical labor-saving equipment and to improve the operating methods. Noteworthy attainments were the consolidation of the duties and functions of several operating units; increased use of mechanical accounting equipment in maintaining control accounts; the further improvement of certain operating procedures; and the revision or elimination of many forms.

In collaboration with the Office of the Treasurer of the United

States, the procedure involving the receipt and processing of redeemed securities from Federal Reserve Banks was revised. The securities are now forwarded directly to the Register of the Treasury rather than through the Office of the Treasurer of the United States.

In a continuing program to discard those forms which have ceased to be effective or fallen into disuse, 204 public debt forms were declared obsolete during the fiscal year 1952. Only 85 new public debt forms were adopted, including those forms which have been revised.

Several other management projects of major importance progressed during the year to near completion and should be installed early in fiscal year 1953. Still others are in the planning stage with action to be initiated in the near future.

Personnel.—On June 30, 1952, there were 3,888 employees on the rolls of the Bureau of the Public Debt, as compared with 4,494 on June 30, 1951. Effective November 30, 1951, the functions and the 117 employees of the Division of Savings Bonds charged with the distribution of informational literature on savings bonds, the maintenance of mailing lists, and the conduct of the regular purchase program for savings bonds were transferred to the United States Savings Bonds Division. Effective December 31, 1951, all functions connected with the examination and audit of distinctive paper mutilated in process of printing were transferred from the Division of Loans and Currency of this Bureau to the Bureau of Engraving and Printing, and the Public Debt unit of 7 employees which had handled this work was abolished. Other principal changes because of reduced work and improved operating procedures were decreases of: 94 employees in the Division of Loans and Currency and 34 employees in the Office of the Register, in Washington; 207 employees in the Division of Loans and Currency and 81 employees in the Office of the Register, in the Chicago office; and 31 employees in the regional audit offices.

Bureau operations

The public debt.—A summary of public debt operations handled by the Bureau appears on pages 66 to 78 of this report, and a series of statistical tables dealing with the public debt will be found in tables 11 to 29, and 37 to 42.

The public debt of the United States falls into two broad categories: (1) public issues, and (2) special issues. The public issues are classified as to marketable obligations, consisting chiefly of Treasury bills, certificates of indebtedness, Treasury notes, and Treasury bonds; and nonmarketable obligations, consisting chiefly of United States savings bonds, Treasury bonds of the investment series, and Treasury savings notes.

During the fiscal year 1952 the gross public debt increased by \$3,883,201,970 and the guaranteed obligations held outside the Treasury increased by \$16,338,177. An important change in the composition of the outstanding debt during the year was the exchange of \$1,174,000,000 involving four issues of bank restricted, marketable Treasury bonds for a like amount of nonmarketable Treasury bonds, investment series. Total public debt issues, including issues in exchange for other securities, amounted to \$142,212,081,325 during 1952, and retirements amounted to \$138,328,879,355. The following

statement gives a comparison of the changes during the fiscal years 1951 and 1952 in the various classes of public debt issues.

Classification	Increase, or decrease (—)	
	Fiscal year 1951	Fiscal year 1952
	In millions of dollars	
Interest-bearing debt:		
Treasury bonds, investment series.....	13, 572	—480
Treasury savings notes.....	—655	—1, 205
U. S. savings bonds.....	36	113
Marketable obligations.....	—17, 393	2, 490
Special issues.....	2, 297	3, 086
Other.....	—216	7
Total interest-bearing debt.....	—2, 358	4, 011
Matured and debt bearing no interest.....	222	—128
Total.....	—2, 135	3, 883

United States savings bonds.—These bonds are in registered form and their issue and redemption represent by far the largest volume of work for this Bureau. Maintaining both alphabetical and numerical records of nearly 1.5 billion of these bonds, replacing lost or stolen bonds, and handling and recording retired bonds involves a considerable administrative task.

Receipts from the sales of savings bonds during the year were \$3,925,352,925 and accrued discount charged to the interest account and credited to the savings bond principal account amounted to \$1,207,020,499, a total of \$5,132,373,424. Expenditures for redeeming savings bonds, including matured bonds, amounted to \$5,109,304,753. The amount of savings bonds of all series outstanding on June 30, 1952, including accrued discount and matured bonds, was \$57,806,934,148, an increase of \$23,068,671 over the amount outstanding on June 30, 1951. Detailed information regarding savings bonds will be found in tables 30 to 35, inclusive, of this report.

During the fiscal year 1952, 76.0 million stubs representing issued bonds of Series E were received for registration, making a total of 1,456.3 million, including reissues, received through June 30, 1952. These stubs are sorted alphabetically by name of owner and microfilmed, and then are sorted in numerical sequence of their bond serial numbers and microfilmed, after which the original stubs are destroyed. The microfilms serve as permanent registration records. Of the 1,456.3 million Series E bond stubs received as of June 30, 1952, 1,286.7 million have been completely processed and destroyed, leaving a balance of 169.6 million stubs in process at various stages of completion. The following table shows the processing, at various stages, of the registration stubs of Series E savings bonds.

Period	Stubs of issued Series E savings bonds in Chicago office (in millions of pieces)					
	Stubs received	Alphabetically sorted		Alphabetically filmed	Numerically filmed	Destroyed after filming
		Restricted basis sort ¹	Fine sort prior to filming ²			
Cumulative through June 30, 1946.....	1,042.3	958.9	535.4	317.9	1,022.1	265.6
Fiscal year:						
1947.....	76.8	120.4	37.9	120.1	76.1	152.3
1948.....	61.7	72.4	323.1	318.4	66.2	196.2
1949.....	66.2	58.5	290.5	382.8	58.9	447.4
1950.....	67.8	91.1	88.1	115.3	.5	156.6
1951.....	65.5	60.5	66.2	63.8	41.7	36.4
1952.....	76.0	72.2	67.3	57.1	27.5	32.2
Total.....	1,456.3	1,434.0	1,408.5	1,375.4	1,293.0	1,286.7

¹ Not in complete alphabetical arrangement but sorted to such a degree that individual stubs can be located. Includes those stubs fine sorted.

² Completely sorted.

The audit of retired savings bonds is conducted in the regional offices of the Register of the Treasury. There were 82.4 million retired savings bonds of all series received in the regional offices during the year. Retired bonds are audited and then microfilmed, after which the bonds may be destroyed. The bonds of all series received in these offices have been audited, microfilmed, and destroyed to the extent indicated in the following table.

Period	Retired savings bonds of all series in regional offices (in millions of pieces)					
	Bonds received	Audited	Micro-filmed	Balance unaudited	Balance unfiled	Destroyed
Cumulative through June 30, 1946.....	27.9	19.2	-----	8.7	27.9	-----
Fiscal year:						
1947.....	113.3	118.4	-----	3.6	141.2	-----
1948.....	95.1	94.6	51.7	4.1	184.6	-----
1949.....	85.7	86.8	171.4	3.0	98.9	4.5
1950.....	84.4	83.0	153.3	4.4	30.0	312.7
1951.....	92.1	94.2	101.7	2.3	20.4	79.2
1952.....	82.4	82.8	85.2	1.9	17.6	88.6
Total.....	580.9	579.0	563.3	1.9	17.6	485.0

¹ Includes 4.6 million F and G bonds, 11.0 million pieces of reissues, 5.0 million pieces of spoils, and 1.6 million pieces of unissued stock.

After the retired bonds have been audited in the regional offices, a listing of the serial numbers is transmitted to the Chicago departmental office where the serial numbers are posted to numerical registers, and the postings are verified. The following statement shows the status of the posting of all series of retired savings bonds.

Period	Retired savings bonds of all series in Chicago office (in millions of pieces)				
	Number of retired bonds reported	Status of posting			
		Posted	Verified	Unposted	Unverified
Cumulative through June 30, 1946.....	454.2	384.0	313.5	70.2	70.5
Fiscal year:					
1947.....	137.9	195.7	256.5	12.4	9.7
1948.....	99.5	105.2	110.8	6.7	4.1
1949.....	92.5	96.8	94.9	2.4	6.0
1950.....	82.6	81.2	82.2	3.8	5.0
1951.....	89.8	90.7	93.4	2.9	2.3
1952.....	85.5	88.1	88.2	.3	2.2
Total.....	1,042.0	1,041.7	1,039.5	.3	2.2

Of the 76.9 million Series A-E savings bonds redeemed prior to release of registration and received in the regional offices during the year, 75.5 million, or 98 percent, were redeemed by over 17,000 paying agents, who were reimbursed for this service, in each quarter year, at the rate of 15 cents for the first 1,000 bonds paid and 10 cents each for all over the first 1,000. The total amount paid to agents on this account during the year was \$9,410,464, which was at an average rate of 12.46 cents per bond.

The following table shows the number of issuing and paying agents for Series A-E savings bonds, by classes.

June 30	Post offices	Banks	Building and savings and loan	Credit unions	Companies operating payroll plans	All others	Total
Issuing agents							
1947.....	25,420	15,178	1,856	719	2,910	1,320	47,403
1948.....	25,179	15,178	1,706	615	3,289	605	46,572
1949.....	24,944	15,205	1,621	565	3,192	595	46,122
1950.....	25,060	15,225	1,557	522	3,052	550	45,966
1951.....	24,720	15,276	1,551	511	3,071	640	45,769
1952.....	24,434	15,333	1,559	503	3,090	594	45,513
Paying agents							
1947.....	-----	15,176	683	140	-----	53	16,052
1948.....	-----	15,527	786	145	-----	50	16,508
1949.....	-----	15,559	863	138	-----	64	16,624
1950.....	-----	15,623	874	137	-----	57	16,691
1951.....	-----	15,747	922	138	-----	59	16,866
1952.....	-----	15,851	976	139	-----	57	17,023

During the fiscal year 1952, 8,550,528 Series G bond interest checks were issued with a value of \$473,812,501. This is a decrease of 161,969 checks from the number issued during 1951, but an increase of \$4,713,-114 in dollar value.

There were 40,799 applications during the year for the issue of duplicates of lost, stolen, or destroyed savings bonds, in addition to 1,906 cases on hand at the beginning of the year, making a total of

42,705 cases, of which 10,022 were credit cases referred to Washington for settlement. In 11,900 cases the bonds were recovered, and in 18,971 cases the issuance of duplicate securities was authorized. On June 30, 1952, 1,812 cases remained unsettled.

Registered accounts other than savings bonds.—During the year 23,000 individual accounts covering publicly held registered securities other than savings bonds were opened and 49,000 were closed, making a total of 317,000 such accounts open on June 30, 1952, covering registered securities in the principal amount of \$21.8 billion. A total of 621,000 interest checks was issued to owners of record during the year, which was a decrease of 29,000 from 1951.

Armed forces leave bonds.—Through June 30, 1952, armed forces leave bonds aggregating \$2,089,465,000 in face value had been issued and \$2,012,105,000 had been retired, leaving a balance of \$77,360,000, all matured, outstanding on that date. The issues and retirements of armed forces leave bonds monthly during 1952, on the daily Treasury statement basis, are shown in table 22. The following statement shows the issues, retirements, and outstanding for selected periods.

Period	Issued	Retired	Outstanding at end of period
In thousands of dollars			
Oct. 1, 1946, to Apr. 30, 1947.....	1,721,045	38,151	1,682,893
May 1, 1947, to Aug. 31, 1947.....	205,557	23,457	1,864,993
Sept. 1, 1947, to Oct. 31, 1947.....	90,568	1,047,022	908,540
Nov. 1, 1947, to June 30, 1948.....	63,866	408,252	564,153
July 1, 1948, to June 30, 1949.....	7,490	171,054	400,589
July 1, 1949, to June 30, 1952.....	940	324,170	77,360
Total.....	2,089,465	2,012,105	

¹ Redemption on and after Sept. 1, 1947, at owner's option, was provided in amendment to Armed Forces Leave Act, approved July 26, 1947.

² Matured.

The total number of armed forces leave bonds issued, including reissues, through June 30, 1952, was 10,118,677 and the number retired was 9,744,730. Of the total bonds issued, 6,927,881 were issued by the Army, 2,611,757 by the Navy, 415,354 by the Marine Corps, 157,540 by the Coast Guard, and 6,145 by the Division of Loans and Currency which now makes all further issues.

Redeemed currency.—On July 1, 1951, the Division of Loans and Currency (Washington) had on hand 26,086¹ unaudited bundles (4,000 half-notes each) of United States currency that had been retired from circulation as unfit. During 1952, 321,108 bundles were received, an increase of 45,582 bundles from 1951, and 327,574 bundles were audited, leaving a balance of 19,620 unaudited bundles on hand on June 30, 1952.

¹ Revised.

The Destruction Committee supervised the incineration of redeemed canceled currency during the fiscal year as follows:

Class of currency	Pieces	Value
Gold certificates.....	60, 125	\$1, 431, 580
Silver certificates.....	1, 254, 456, 541	1, 757, 705, 828
United States notes.....	45, 105, 504	186, 445, 895
Federal Reserve notes.....	352, 529, 775	4, 276, 473, 775
Federal Reserve Bank notes.....	1, 012, 708	22, 989, 655
National bank notes.....	255, 214	4, 014, 269
Fractional currency.....	1, 038	211
Total.....	1, 653, 420, 905	6, 249, 061, 213

Fiscal Service—OFFICE OF THE TREASURER OF THE UNITED STATES

The Office of the Treasurer of the United States is essentially a banking facility of the Government. The responsibilities of the Treasurer include the receipt of all public moneys; custody, issue, and redemption of United States currency and coin; payment of Government checks; custody of securities deposited in the Treasury as collateral or for safekeeping; and payment of principal and interest on the public debt. The Office of the Treasurer of the United States prepares the *Daily Statement of the United States Treasury*, which recapitulates all transactions in the accounts of the Treasurer, and issues a monthly statement of the public debt and the circulation statement of United States money.

Management improvement.—In keeping with the Secretary's policy, the Office of the Treasurer actively pursued its management improvement program during 1952. Definite progress was made toward improving management practices, programs, organization, operations, and methods which resulted in more efficient operations, better service to the public, and substantial monetary savings. Savings from these sources enabled this office to absorb in excess of \$70,000 of increased pay requirements not included in the appropriation for 1952, and will result in a reduction in future budgetary requirements estimated at \$200,000 annually.

Among the most noteworthy improvements were changes involving expansion of the use of punch card checks to be processed mechanically in lieu of paper checks which require manual processing, a change in method of shipping card checks from Federal Reserve Banks, and a transfer of security audit functions which resulted in a reorganization within the Division of Securities.

Money received and disbursed by the Treasurer.—Moneys collected by Government officers are deposited with the Treasurer at Washington, and in Federal Reserve Banks and designated Government depositories for credit of the account of the Treasurer of the United States, and all payments are charged against this account. Total receipts and payments for 1951 and 1952 are shown in the following table on the basis of the daily Treasury statement.

	1951	1952
Receipts:		
Budgetary (net) ¹	\$48,142,604,532.62	\$62,128,606,579.52
Trust accounts, etc. ²	7,796,270,893.06	8,806,815,681.85
Public debt ³	138,484,702,166.35	142,212,081,325.16
Subtotal.....	194,423,577,592.03	213,147,503,586.53
Balance in general fund beginning of year.....	5,517,087,691.65	7,356,578,123.19
Total.....	199,940,665,283.68	220,504,081,709.72
Expenditures:		
Budgetary ⁴	44,632,821,908.37	66,145,246,957.62
Trust accounts, etc. ²	3,944,619,506.63	4,951,571,632.46
Investments of Government agencies in public debt securities (net).....	3,556,542,292.99	3,636,132,200.67
Sales and redemptions of obligations of Government agencies in market (net).....	* 384,114,384.92	72,034,647.85
Clearing account for outstanding checks, etc.....	214,140,134.96	401,389,312.15
Public debt ³	140,620,077,702.46	138,328,879,354.66
Subtotal.....	192,584,087,160.49	213,535,254,105.41
Balance in general fund at close of year.....	7,356,578,123.19	6,968,827,604.31
Total.....	199,940,665,283.68	220,504,081,709.72

¹ Total budget receipts less amounts appropriated to Federal old-age and survivors insurance trust fund and refunds of receipts. See table 1, footnote 3. For details of receipts for 1952, see table 3.

² For details for 1952, see table 4.

³ For details for 1952, see table 22.

⁴ See table 1, footnotes 3 and 4. For details for 1952, see table 3.

⁵ Excess of credits (deduct).

Assets and liabilities of Treasurer's account.—The assets of the Treasurer consist of gold and silver bullion, coin and paper currency, and deposits in Federal Reserve Banks and commercial banks designated as Government depositaries.

A summary of the assets and liabilities in the Treasurer's account at the close of the fiscal years 1951 and 1952 is shown in table 43.

Gold.—Gold receipts during 1952 amounted to \$1,736 million and disbursements totaled \$145.4 million, a net increase of \$1,590.6 million. This increase brought the total gold assets to \$23,346.3 million on June 30, 1952. Liabilities against these assets were \$22,181.2 million of gold certificates and credits payable in gold certificates and \$156.0 million for gold reserve against currency. The balance, \$1,009.1 million, was in the general fund on June 30, 1952.

Credits during the year to the gold increment account, as a result of the revaluation of gold in relation to the dollar, amounted to \$43,568.71. This makes a total dollar increment from 1934 through the fiscal year 1952 of \$2,819,345,691.62.

Silver.—During the year 27.7 million ounces of silver bullion, which had been carried in the general fund at a cost value of \$25.1 million, was monetized at a monetary value of \$35.8 million. This \$35.8 million increase in silver assets was offset by a decrease of \$11.9 million in holdings of silver dollars, making a net increase of \$23.9 million in assets during the year. As of June 30, 1952, the silver assets of the Treasurer (exclusive of subsidiary coin and bullion held in the general fund at cost and recoinage value) amounted to \$2,391.0 million.

Liabilities against silver at the end of the year amounted to \$2,344.2 million for silver certificates outstanding and \$1.1 million for Treasury notes of 1890 outstanding, leaving a net balance of \$45.7 million in the general fund.

The silver bullion held in the general fund at cost value (exclusive of the \$45.7 million at monetary value) decreased from \$93.1 million on June 30, 1951, to \$68.0 million on June 30, 1952. This decrease of \$25.1 million is accounted for as follows: \$35.1 million net purchases of silver less \$25.1 million of silver monetized and less \$35.1 million of silver used for coinage.

Subsidiary silver and minor coins.—Shipments of subsidiary silver and minor coins from United States mints during the year for circulation usage amounted to \$88,106,083.43 as compared with \$67,217,312.83 the year before. The following table shows the shipments by denominations.

Denomination	1951	1952
Half dollars.....	\$14,301,022.00	\$26,542,895.50
Quarters.....	19,116,191.25	23,715,260.50
Dimes.....	17,630,971.80	24,739,728.30
Nickels.....	4,818,127.75	4,424,789.75
Cents.....	11,351,000.03	8,683,409.38
Total.....	67,217,312.83	88,106,083.43

Uncirculated coins.—Prior to the year 1951 it had been the practice of the Treasurer to furnish sets of uncirculated coins, consisting of each of the different kinds of coins produced at each mint during the preceding calendar year, to coin collectors at the cost of the face value of the coins plus the cost of postage. In the interest of economy, this practice was discontinued for the year beginning January 1, 1951.

However, because the public expressed the desire that this service be continued, the Acting Secretary of the Treasury issued regulations on November 26, 1951, governing the distribution of uncirculated coins effective January 1, 1952, under which the Treasurer now furnishes sets of uncirculated coins for collection purposes, with a limitation of one set to each purchaser. There is a charge, which in addition to the cost of the face value of the coins in a set includes the cost of postage plus a fee which is fixed annually based upon the estimated direct and indirect cost to the Government of the special work involved in furnishing this service. The action of the Treasury imposing a fee for this special service was taken pursuant to the authority contained in Title V of Public Law 137, approved August 31, 1951. Each set consists ordinarily of two of each of the coins other than commemorative and proof coins, struck at each of the coinage mints during the preceding year and is available from January 1 to March 31 of each year, if a sufficient supply of coins is available to fill the requests received.

Paper currency.—Under the laws of the United States the Treasurer is the agent for the issue and redemption of United States currency and coin.

Table 83 shows by class and denomination the value of paper currency issued and redeemed during 1952, and the amounts outstanding at end of the fiscal year.

The Treasurer's Office employs a small group of women who have developed a rare facility for identifying any type of United States currency by engraving designs alone and who must have infinite

patience in piecing together fragments of burned and mutilated currency. These employees identify currency that has been mutilated in any manner. Identification must be by kind, genuineness, denomination, and amount represented. For this work the only tools provided are pins, needles, electric lights, and magnifying glasses. This unit annually gives service to approximately 45,000 individuals whose currency has suffered mutilation of one form or another. Many interesting facts are associated with the redemption of mutilated currency of which the following cases, with fictitious names, are representative examples.

In the year 1941 Mrs. John Brown died and was survived by her 80-year-old husband and by her son. Sometime after the death of Mrs. Brown, her husband suffered a stroke and was unable to move, write, or talk before he died. Mr. and Mrs. Brown had been known to have financial resources but after Mr. Brown's death his son could not locate any assets, or records of any, although a thorough search was made. On Memorial Day 1951, the son went to the cemetery where his mother had been buried. In arranging the grave the son unearthed a metal container which held a number of paper bills, currency of the United States. Further investigation disclosed additional containers of United States paper currency. The currency was believed to have been put there for safekeeping by the son's father who because of his illness could not disclose its whereabouts. The currency had deteriorated and had been partially destroyed, as only a light covering of earth protected it. The son had no knowledge as to the amount involved since the currency was in such a state of deterioration. The Treasurer's Office received and examined the currency, and paid the son \$23,622.

Early in March 1952, Mr. William Black who lived alone in a small house in North Carolina decided to go on a trip. Mr. Black had approximately \$600 in cash which he did not want to take along and thought that he had a safe place to conceal the money at home. He placed the currency in a small glass bottle which he then put in the flue of a heater. When Mr. Black had completed his trip and returned home, he started a fire in the heater. Sometime later he remembered the currency and hurriedly put out the fire. Upon extracting the bottle he found the currency was severely charred and encased in molten glass. This currency was received and examined by the Treasurer's Office and Mr. Black received a check for \$570.

A comparison of the amounts of paper currency of all classes issued, redeemed, and outstanding, follows:

	Fiscal year 1951		Fiscal year 1952	
	Pieces	Amount	Pieces	Amount
Outstanding at beginning of year.....	2,762,363,086	\$29,506,148,063	2,990,982,495	\$30,459,548,303
Issues during year.....	1,924,832,957	8,502,179,000	1,905,670,522	9,035,267,000
Redemptions during year.....	1,696,213,548	7,548,778,760	1,778,671,397	7,873,163,479
Outstanding at end of year.....	2,990,982,495	30,459,548,303	3,117,981,620	31,621,651,824

For further details on stock and circulation of money in the United States, see tables 79 to 83.

Depositories.—The following table shows the number of each class of depositories and balances at the end of the year.

Class	Number of depositories ¹	Deposits to the credit of the Treasurer, U. S., June 30, 1952
Federal Reserve Banks and branches.....	36	\$687,489,399.02
Other banks in continental United States:		
General depositories.....	1,351	354,466,340.56
Special depositories, Treasury tax and loan accounts.....	11,065	5,106,126,343.30
Insular and territorial depositories.....	36	42,724,134.46
Foreign depositories.....	30	52,395,553.60
Total.....	12,518	6,243,201,770.94

¹ Does not include limited depositories which have been designated for the sole purpose of receiving deposits made by Government officers for credit in their official checking accounts with such depositories and which are not authorized to accept deposits for credit of the Treasurer of the United States.

For details on the administrative work relating to designation of depositories, see page 129.

Checking accounts of disbursing officers and agencies.—As of June 30, 1952, the Treasurer maintained 4,523 checking accounts of disbursing officers and Federal agencies, including those maintained at the Federal Reserve Banks as fiscal agents of the United States. The number of disbursing officers' accounts by classes as of June 30, 1951 and 1952, and the number of checks paid during the fiscal years 1951 and 1952 were as follows:

Disbursing officers	1951		1952	
	Number of disbursing officers' accounts	Number of checks paid	Number of disbursing officers' accounts	Number of checks paid
Treasury.....	1,383	178,837,722	623	189,555,121
Army.....	555	28,976,521	491	37,527,368
Navy.....	1,539	26,250,702	1,784	35,303,987
Air Force.....	242	8,559,103	330	17,536,980
Other.....	858	25,219,190	1,295	25,402,121
Total.....	4,577	267,843,238	4,523	305,325,577

Of the 305,325,577 checks paid in the fiscal year 1952, 246,938,239 were in the form of card checks. There were 227,197,514 checks paid by the Federal Reserve Banks acting as fiscal agents of the Treasurer and the remaining 78,128,063 were paid by the Treasurer in Washington.

The amount to the credit of checking accounts of disbursing officers and agencies on the books of the Treasurer of the United States on June 30, 1952, was \$80,426,656,555.69 as compared with \$54,814,-638,470.16 on June 30, 1951.

Check claims.—During the year the Treasurer of the United States issued 25,419 checks totaling \$2,382,126.29 in settlement of claims for the proceeds of checks which had been paid bearing forged or un-

authorized endorsements. The Chief Disbursing Officer issued 45,047 substitute checks totaling \$9,404,940.31 to replace unpaid checks which, it was claimed, had not been received, or were lost, destroyed, etc. Many additional claims were received but not honored because they were not well founded. Cases involving forgeries are investigated by the United States Secret Service. For information on check forgeries see the report of the United States Secret Service.

Treasurer's Cash Room.—The commercial checks, drafts, postal express money orders, etc., deposited by Government officers with the Treasurer's Cash Room in Washington for collection aggregated 3,872,558 items for the fiscal year 1952, as compared with 3,364,607 items for the fiscal year 1951.

Treasurer's Securities Division.—The public debt securities and interest coupons examined by the Division of Securities of the Treasurer's Office were as follows:

	Pieces	
	1951	1952
Marketable securities:		
Principal.....	1,483,879	815,785
Interest coupons.....	187,099	377,004
Nonmarketable securities:		
Armed forces leave bonds.....	3,452	4,114
United States savings bonds.....	55,468	46,218
United States savings stamps.....	4,598	5,060
Other.....	182,808	114,218
Total.....	1,917,304	1,362,399

NOTE.—Interest coupons and securities paid by Federal Reserve Banks are sent directly to the Register of the Treasury by the Federal Reserve Banks.

The Treasurer issued and redeemed the following savings bonds during the fiscal years 1951 and 1952.

	1951		1952	
	Number	Amount	Number	Amount
Issues: ¹				
E.....	59,544	\$3,420,018.75	54,344	\$2,832,900.00
F.....	579	361,989.50	213	146,205.50
G.....	1,481	2,727,400.00	1,167	1,534,500.00
Total.....	61,604	6,509,408.25	56,224	4,513,605.50
Redemptions: ¹				
A-D.....	8,719	1,968,491.75	1,601	385,050.00
E.....	37,964	2,609,126.65	36,274	2,967,111.99
F.....	2,501	2,675,654.42	2,066	1,974,492.29
G.....	6,284	6,718,300.00	6,209	6,287,488.00
Total.....	55,468	13,971,572.82	46,150	11,614,142.28

¹ For the most part United States savings bonds are issued and redeemed by issuing and paying agents throughout the country (see p. 144).

Savings bonds placed in safekeeping with the Treasurer and then withdrawn were as follows:

	Number	
	1951	1952
In safekeeping at beginning of year.....	673,639	622,495
Placed in safekeeping.....	58,603	53,930
Withdrawn from safekeeping.....	732,242	676,425
In safekeeping at end of year.....	109,747	81,629
	622,495	594,796

Securities held in safekeeping.—The face value of securities held by the Treasurer in safekeeping on June 30, 1951, and June 30, 1952, is shown in the following table.

Purpose for which held	June 30, 1951	June 30, 1952
To secure deposits of public moneys in depository banks.....	\$346,895,000	\$406,778,400
To secure deposits of postal savings funds.....	21,736,000	32,307,100
For District of Columbia:		
Teachers' retirement and annuity fund.....	18,444,000	20,260,000
Water fund.....	1,773,000	1,773,000
Other.....	757,270	5,849,270
United States savings bonds held for various depositories.....	48,883,640	46,735,600
For the Board of Trustees, Postal Savings System.....	2,168,019,900	1,674,977,160
For the Secretary of the Army.....	6,895,480	6,595,480
For the Secretary of the Treasury:		
Foreign obligations (World War I).....	12,071,724,757	12,071,614,757
Obligations on account of sales of surplus property.....	46,737,095	46,737,095
Capital stock and obligations of Government corporations and agencies.....	9,661,911,937	9,685,473,064
Other.....	1,872,418,836	2,766,474,216
For Federal Deposit Insurance Corporation.....	1,221,175,000	1,253,407,000
For Attorney General.....	21,151,134	21,151,134
Miscellaneous.....	103,765,687	106,369,589
Total.....	27,612,288,736	28,146,502,865

¹ Noninterest-bearing participating certificate for funds deposited in German special deposit account.

Servicing of securities for other Federal agencies.—In accordance with agreements between the Secretary of the Treasury and the several Government corporations, agencies, and insular possessions the Treasurer of the United States acts as special agent for the payment of principal and interest on their securities (including pre-1934 bonds of the Philippine Government). The amounts of such payments during the fiscal year 1952, on the basis of the daily Treasury statement, were as follows:

	Principal	Interest paid in cash	Registered interest	Coupon interest
Federal home loan banks.....	\$838,915,000	\$10,595,203.36		
Federal farm loan bonds.....	197,884,800	2,165.75	\$35,683.00	\$12,569,116.28
Federal Farm Mortgage Corporation.....	115,200	304.40		10,521.58
Federal Housing Administration.....	18,507,250	202,729.14	1,557,269.33	
Home Owners' Loan Corporation.....	288,225	260.00		27,443.45
Philippine Islands.....	3,164,500	3,408.75	9,011.25	913,325.00
Puerto Rico.....	262,000	2,345.00	88,585.00	332,797.50
Total.....	1,059,136,975	10,806,416.40	1,690,548.58	13,853,203.81

Bureau of Internal Revenue

The Bureau of Internal Revenue is responsible for the collection of the internal revenue and for the enforcement of the internal revenue laws and certain other statutes. These other laws include the Federal Alcohol Administration Act (49 Stat. 977), as amended (27 U. S. C. and Sup. 201-212); the Liquor Enforcement Act of 1936 (49 Stat., 1928, 27 U. S. C., 211-228); and the Federal Firearms Act (52 Stat., 1250, 15 U. S. C., 901-909).

Some of the major aspects of the Bureau's operations are discussed herein. A more detailed account will be found in the *Annual Report of the Commissioner of Internal Revenue for 1952*.

Collections

Internal revenue collections for the fiscal year 1952 totaled \$65,-009,392,617, an increase of 28.9 percent over the total for the preceding year, and the largest amount of internal revenue ever collected during any year. Collections of all income and employment taxes were substantially above last year, while miscellaneous internal revenue collections increased in all categories except stamp taxes and manufacturers' excise taxes.

Collections by tax sources for the fiscal years 1929-52 are shown in table 7 in the tables section of this report. A comparison of collections from the principal sources of tax revenue for the fiscal years 1951 and 1952 follows:

Source	Fiscal year 1951	Fiscal year 1952	Percent in- crease, or de- crease (—)
	In thousands of dollars		
Income and employment taxes:			
Corporation income and profits.....	14,387,569	21,466,910	49.2
Individual income and employment:			
Income and self-employment tax not withheld.....	9,907,539	11,545,060	13.5
Withheld taxes.....	16,480,297	21,933,694	33.1
Unemployment insurance.....	236,952	259,616	9.6
Total income and employment.....	41,012,357	55,205,280	34.6
Miscellaneous internal revenue:			
Estate and gift taxes.....	729,730	833,147	14.2
Liquor taxes ¹	2,546,808	2,549,088	.1
Tobacco taxes.....	1,380,396	1,565,162	13.4
Stamp taxes.....	93,107	84,995	-8.7
Manufacturers' excise taxes.....	2,383,677	2,348,914	-1.5
Retailers' excise taxes.....	457,013	475,530	4.1
Miscellaneous taxes ^{1 2}	1,842,598	1,947,276	5.7
Total collections ¹	50,445,686	65,009,393	28.9

¹ Excludes collections for credit to trust accounts.

² Includes repealed taxes.

Workload

The Bureau's workload continued its steady climb of the past few years as 55 million taxpayers filed nearly 90 million tax returns of all types during the fiscal year 1952, in addition to 200 million directly related information documents. The taxes reported on these returns were assessed and accounting operations were performed in connection with the amounts paid in. In addition, the income tax liability was computed for more than 14 million taxpayers filing returns on

Form 1040A, and income tax refunds and credits were scheduled for the nearly 30 million individuals whose prepayments exceeded their liabilities.

During the fiscal year 1952 a preliminary inspection of 74 million returns was made to select those to be examined. Since it is neither necessary nor possible to make a thorough examination of all returns filed, the selective process is intended to channel to the investigative forces the returns which are believed to be most in need of correction from the standpoint of noncompliance with internal revenue laws. Of the returns considered, 4,564,673 were selected for thorough examination, including those returns requiring investigation because of taxpayers' claims, offers in compromise, or other mandatory adjustments. A more comprehensive discussion of the audit activities appears in the "Enforcement Activities" section of this report.

In addition to the processing of the enormous quantity of returns and related information documents, the Bureau's workload includes the disposition of large numbers of claims for adjustments based on Section 722 and the various "carry-back" provisions of the Internal Revenue Code. Under the provisions of Section 722, which allows relief from excess profits tax for corporations under certain circumstances, there had been filed as of the close of the year a cumulative total for World War II excess profits tax years of 54,642 applications for excess profits tax reductions amounting to more than \$6 billion. There were 5,354 such claims totaling \$3 billion still pending on June 30, 1952. "Carry-back" allowances of approximately \$90 million were made during the year under the "quick refund" provisions of the Tax Adjustment Act of 1945.

Although much less numerous than the returns to be processed, these "Section 722 claims" and applications for "carry-back" adjustments are of such complexity and importance that they require the full-time attention of a large number of the best-qualified technicians in the Bureau. However, the work of adjusting Section 722 claims is nearing completion. As of June 30, 1952, there were only 102 applications on which examination or conference work was not completed. The remaining 5,252 cases were awaiting final review, pending before the Tax Court, or awaiting some administrative action.

Enforcement activities

The most significant achievement during the fiscal year 1952 in the Bureau's enforcement activities was the further development of the program to insure that special attention is given the tax returns of persons allegedly engaged in illegal activities. About 2,100 of the Bureau's best qualified investigative personnel were assigned to "racket squads" for this purpose. Master lists compiled from all available sources contained on July 1, 1951, the names of 27,734 individuals allegedly engaged in illegal activities and therefore scheduled for investigation. Although 19,489 cases were closed during the fiscal year many additional cases were added to the lists and there were still 20,723 cases awaiting final investigative action as of June 30, 1952. Indictments returned against alleged "racketeers" numbered 392, and 229 individuals were convicted.

The total number of fraud investigations completed during the fiscal year 1952 was 3,872, including those racketeer cases in which fraud was suspected. Prosecution was recommended in 1,247 cases, while cash penalties of a civil nature without prosecution were recommended in 1,597 cases. During the year indictments were returned against 1,063 defendants but indictments against 27 were refused by the grand juries. In the cases reaching trial stage 74 defendants were convicted while 489 entered pleas of guilty or nolo contendere.

The effectiveness of enforcement efforts is further indicated by the increasing number of persons convicted on tax evasion charges or entering pleas of guilty or nolo contendere. The following table presents the record of convictions, including pleas of guilty or nolo contendere, for the fiscal years 1945 through 1952.

Fiscal year	Individuals convicted
1945.....	65
1946.....	149
1947.....	182
1948.....	315
1949.....	346
1950.....	385
1951.....	324
1952.....	563

Audits and investigations of all classes of returns, including the previously discussed fraud and racketeer investigations, numbered 4,054,526 during the fiscal year 1952. Of this total, 1,950,580 returns were found to be correct as filed or to have overstated the tax. Additional taxes were found to be due on 2,103,946 returns, primarily as a result of taxpayer errors in reporting income, claiming exemptions or deductions, or computing the tax. The amount of additional tax, penalties, and interest assessed against the taxpayers as a result of their errors totaled \$1,840,162,452.

During the fiscal year 1952, collections on warrants for distraint amounted to \$455,752,213. This amount represents primarily collections of undisputed amounts of original tax assessed on returns as filed, which taxpayers have failed to pay when due and on which it was necessary to issue warrants for distraint to enforce collection.

The following table shows the number of returns examined, fraud investigations completed, additional tax assessed, and collections on warrants for distraint during the fiscal years 1948 through 1952. †

Fiscal year	Returns examined	Fraud investigations	Additional tax assessed	Collections on warrants for distraint
			Thousands of dollars	Thousands of dollars
1948.....	2,971,113	3,800	1,897,015	280,184
1949.....	3,073,301	2,955	1,891,679	346,509
1950.....	3,545,169	3,112	1,747,592	368,385
1951.....	4,382,564	3,195	1,856,603	376,506
1952.....	4,054,526	3,872	1,840,162	455,752

† Revised.

Violations of the internal revenue liquor laws, as reflected by enforcement statistics for the number of stills and gallons of mash seized, continued to increase. During the fiscal year 1952, there were 10,269 illicit stills seized, together with 5,700,600 gallons of mash, 160,738 gallons of illicit liquors, and 2,181 automobiles and trucks. There were 9,851 persons arrested for violations of the internal revenue liquor laws; indictments were obtained against 6,109 persons; and 5,122 persons were convicted. The following table shows for the fiscal years 1948 through 1952 the number of stills and gallons of mash seized and the number of arrests made.

Fiscal year	Stills seized	Mash seized (wine gallons)	Arrests made
1948	6,757	2,715,800	7,640
1949	8,008	3,661,400	8,915
1950	10,030	4,892,600	10,236
1951	10,177	5,545,400	10,384
1952	10,269	5,700,600	9,851

Refunds

Refunds of internal revenue taxes and the interest thereon, as required by law, are paid out of an appropriation separate from that covering the Bureau's administrative expenses. The total amount of these payments for the fiscal year 1952 was \$2,333,457,945 as compared with \$2,208,291,812 in the preceding year. The increase was due principally to a rise in the amount of overpayments refunded under the provisions of the Current Tax Payment Act of 1943 (26 U. S. C. 1622). Interest payments on refunds (included in the above totals) decreased from \$92,669,917 in 1951 to \$75,350,923 in 1952.

Settlement of disputes

In a large proportion of the tax disputes arising from the Bureau's investigative operations, settlements are reached through conferences with taxpayers, thereby avoiding expensive and time-consuming litigation. Of 46,988 income, profits, estate, and gift tax returns with respect to which the examiners' findings had been protested by the taxpayers, 37,820 were settled by the Bureau and 9,168 were appealed to the Tax Court. As a result of further hearings conducted by the Bureau in cases pending before the Tax Court, settlement by stipulation was effected with respect to an additional 6,207 returns, thereby reducing substantially the number of cases to be tried.

Personnel

The number of employees on Bureau rolls at the close of the year was 55,371 consisting of 3,842 employees in the departmental service and 51,529 in the field service. At the close of the preceding year, the number of persons employed totaled 57,795, comprising 4,030 departmental employees and 53,765 field employees.

Changes during the year in the number of employees in the various branches of the Internal Revenue Service are shown in the following table.

Summary of personnel, Bureau of Internal Revenue, June 30, 1951, as compared with June 30, 1952

Branch of service	Number on payroll as of—		Increase, or decrease (—)
	June 30, 1951	June 30, 1952	
Departmental service.....	4,030	3,842	—188
Field service:			
Offices of collectors of internal revenue.....	34,793	33,076	—1,717
Supervisors of accounts and collections.....	118	16	—112
Internal revenue agents' forces:			
Income, profits, estate, and gift taxes.....	10,442	9,975	—467
Excise taxes.....	88	(2)	—88
Alcohol and Tobacco Tax Division:			
Offices of district supervisors.....	4,019	3,937	—82
Field inspection force.....	16	9	—7
Intelligence Division.....	1,610	1,647	37
Appellate Staff.....	635	627	—8
Excess Profits Tax Council.....	125	75	—50
Office of the Chief Counsel.....	411	448	37
Processing Division.....	1,463	1,379	—84
Budget and Finance Office.....	45	150	105
Inspection Service.....		196	196
Personnel Division.....		4	4
Total field service.....	53,765	51,529	—2,236
Grand total.....	57,795	55,371	—2,424

¹ Majority of personnel transferred to Inspection Service.

² Included with income, profits, estate, and gift taxes forces.

Cost of administration

The entire cost of the Bureau's operations during the year, including all items of expense except amounts refunded to taxpayers, was \$271,872,192. The amount available for administrative expenses was \$273,000,000; thus, there was an unobligated balance of \$1,127,808. The cost of collecting \$65,009,585,560 during the year was approximately 42 cents per \$100 of revenue, compared with 49 cents per \$100 in 1951, when collections were considerably lower.

Data on the annual cost of administration, although of interest and value for certain purposes, cannot be relied upon either as a guide to the proper scale of administrative activity or as a measure of relative efficiency of operation from year to year. An annual ratio of cost to collections is determined by many factors, most of which have no relationship to these objectives. To illustrate, the higher the level of tax rates and the more numerous the levies that are inherently economical to collect, the lower will be the average cost ratio. The prevailing level of salaries paid to Bureau personnel and the volume of essential services performed for taxpayers are other examples of these determinative factors.

Management improvement

Reorganization Plan No. 1 of 1952.—The most far reaching management improvement project ever undertaken by the Bureau began on March 13, 1952, when the Congress approved the President's Reorganization Plan No. 1 of 1952. This plan stemmed from the intensive management studies and research which have been an integral part of the Bureau's efforts to improve and modernize its operations during the past six years. The plan has four principal purposes: (1) To make the Bureau an outstanding career service in which all positions

under the Commissioner will be filled solely in accordance with the civil-service merit system based upon the highest standard of competence, integrity, and loyalty; (2) to provide a continuing and thorough check on the performance of offices and employees through a broadened Inspection Service which will function independently of the rest of the Bureau; (3) to streamline the immense operations of the Bureau by placing full responsibility for all field activities in a given geographical district under a District Commissioner who will have a clear and direct line of authority and accountability to the Commissioner in Washington; and (4) to assure improved service and greater convenience to the taxpayer by making it possible for him to look to the Director of Internal Revenue or his local representative as the official in complete charge of all Federal tax matters in the taxpayer's locality.

The plan itself, as approved by the Congress, is fairly simple. It abolished the appointive offices of Assistant Commissioner, Special Deputy Commissioner, Assistant General Counsel for the Bureau of Internal Revenue, Collector of Internal Revenue, and Deputy Collector. New offices established by the plan were Assistant General Counsel, three Assistant Commissioners, not to exceed 25 District Commissioners of Internal Revenue, and not to exceed 70 other offices with such title or titles as the Secretary may determine. All of these new offices are to be staffed entirely by personnel appointed under the classified civil service.

Heading the reorganized Service is the Commissioner of Internal Revenue who, under the direction of the Secretary of the Treasury, will have general superintendence of the assessment and collection of all taxes. He will continue to be appointed by the President with the advice and consent of the Senate. He will be the only officer so appointed in the Internal Revenue Service; all others will be subject strictly to civil service rules.

The Commissioner's responsibility of superintending the assessment and collection of the revenue will be carried out through three Assistant Commissioners designated, respectively, Technical, Operations, and Inspection.

The Assistant Commissioner (Technical) will superintend the drafting of all rulings, and other interpretative material which is needed by the taxpayers to comply with obligations under the law, and superintend the formation of the Commissioner's policy in respect to all so-called technical responsibilities in tax administration, such as proposed legislation, tax treaties, and appellate procedures and practices.

The Assistant Commissioner (Operations) will superintend the actual assessment and collection of taxes, the audit and investigation of returns, and all operational functions incident to such responsibilities.

The Assistant Commissioner (Inspection) will be charged with the responsibility for attainment and subsequent maintenance of three major over-all objectives which are: (1) The audit of all internal fiscal and accounting aspects of all offices with particular reference to the examination of tax and revenue accounts maintained, in order to prevent or detect defalcations and thefts; (2) the coordination and

intensification of internal inspection and investigative effort throughout the Internal Revenue Service to assure scrupulous adherence to proper ethics and standards of conduct by all personnel; and (3) the continuing appraisal of applied management improvements, operating techniques, and administrative procedures to facilitate realistic evaluation from the standpoint of economy and efficiency as a means of keeping the Commissioner currently informed concerning these matters.

The Assistant Commissioner (Technical) will carry out his duties with the aid of a staff of tax technicians at the Washington headquarters office who are specialists in the various classes of taxes. He will not exercise any line-officer control over field offices.

The Assistant Commissioner (Operations) will carry out his duties through direct line-officer control of each of the District Commissioners strategically located throughout the United States.

The District Commissioners will have complete jurisdiction within their respective areas of the following duties incident to the assessment and collection of taxes: (a) Distribution of all tax forms and notices; (b) receipt, audit, and investigation of all classes of tax returns; (c) tax fraud work; (d) canvass for delinquent returns; (e) assessment and collection of taxes; (f) inspection of the production of distilled spirits and tobacco; and (g) the hearing of all appeals from proposed assessment. In effect, the District Commissioner will supervise the widely scattered functions formerly performed by the collectors, the revenue agents, the special agents, the alcohol tax inspectors and investigators, and members of the Appellate Staff plus certain functions of the Chief Counsel. This represents a complete coordination of all tax collection functions at the local level.

The District Commissioners will carry out their responsibilities through direct line-officer control over Directors of Internal Revenue, with at least one such officer for each State, and in the more populous States more than one. Actually there will be a Director of Internal Revenue located in each city in which a collector was formerly located.

The Assistant Commissioner (Inspection) will carry out his responsibilities through line-officer control over chief inspectors numbering not more than 25. Each chief inspector will have assigned a small staff of top-flight investigators.

Through June 30, 1952, two field districts had been established, at Chicago and New York, under the reorganization plan.

The District Commissioner, Chicago, was installed on May 20, 1952, with general responsibility for Internal Revenue activities in the State of Illinois. Directors of Internal Revenue for Springfield and Chicago replaced the former collectors in those cities.

The New York City District, comprised of the former First, Second, and Third New York collection districts, was organized June 30, 1952, with the installation of the District Commissioner, New York, and Directors of Internal Revenue for Brooklyn, Lower Manhattan, and Upper Manhattan. These directors replaced the former collectors of the three collection districts in this area.

Plans were completed for the Washington headquarters office reorganization on August 11, 1952. Tentative plans were made for com-

pleting reorganization of the field by the installation of 15 more district offices.

Other improvements.—While the planning and placing in effect of the reorganization plan necessarily was the focal point of management interest during the past fiscal year, the improvement program which has highlighted the Bureau's entire range of activities during the last several years continued to show substantial results in eliminating unnecessary operations and in accomplishing more efficiently and economically the necessary tasks.

Revision of tax forms was one of the more important potential work-eliminating steps taken during the year. Tax returns for individuals, Forms 1040 and 1040A, were redesigned to require more information with respect to exemptions claimed for dependents outside the immediate family (a major source of taxpayer error); to simplify the tax computation; and to assist in eliminating some assessment and refunding operations. Other tax forms improved so as to facilitate both preparation and processing included Form W-2, Withholding Statement; Form W-3, Reconciliation of Income Tax Withheld from Wages; Form CT-1, Employers Tax Return Under Railroad Retirement Act; Forms SS-8 and SS-14, social-security tax forms; Form 514, Tax Transfer Voucher; Form 940, annual unemployment tax return of employers of eight or more individuals; and the depositary receipt forms.

During the 1952 filing period a "package" mailing unit for the mass distribution of the individual income tax return, Form 1040, was tested, resulting in its approval for Nation-wide use in the 1953 filing period. The package plan involves the assembling of instruction materials and the tax returns in book form, to facilitate assembly and mailing operations.

The program for the exchange of income tax audit information between Federal and State Governments which was inaugurated during 1950, was extended to include the States of Colorado, Montana, and Kentucky.

In an effort to locate persons for whom undeliverable tax-refund checks were being held, collectors' offices cooperated with the press to publish names and last known addresses of such persons. A total of 210,098 of these checks were delivered from January 1 to April 30, 1952.

Work procedures were changed through the following shifts in organization. Reorganization of the headquarters office of the Income Tax Division resulted primarily in the reduction of its organizational units from 13 to 5 and the elimination of 113 positions. Excise tax investigative personnel were transferred from the Excise Tax Division to the offices of internal revenue agents in charge. Appellate procedure was extended to excise tax cases through the medium of the Appellate Staff. Tobacco tax and alcohol tax work were combined and the tobacco tax field work was transferred to alcohol tax district supervisors. The audit of unemployment tax returns was transferred from the Employment Tax Division to collectors' offices. Merger of the processing and audit work of the Employment Tax Division resulted in the elimination of the Control Branch of that Division.

Strengthened and improved fraud procedures installed during the year proved to be of considerable value in expediting the processing

of criminal tax-fraud cases. The discontinuance of voluntary disclosure of intentional tax evasion as a basis for not recommending criminal prosecution made unnecessary the difficult determination of whether disclosures were in fact voluntary. Consideration of the health of the taxpayer was eliminated in recommendations by the Bureau for criminal prosecution. Initiation of direct referral of criminal tax-evasion cases to the Department of Justice by the Bureau's District Penal Offices eliminated review of these cases by the Washington headquarters.

A review of all policies and procedures relating to offers in compromise was initiated with the appointment of a special task force to examine the procedure for processing such offers.

A Committee on Information Policy was established to review the Bureau's policies regarding disclosure of information on tax cases, hearings, and operating procedures. This is a continuing committee which, from time to time, will make recommendations designed to increase the amount of information pertaining to Federal tax administration that may be made public without invading taxpayers' rights to privacy of financial and personal arrangements disclosed for tax purposes.

As a step toward its planned and orderly liquidation, the Excess Profits Tax Council was placed under the executive direction of the Appellate Staff and the offices of Chairman and Vice Chairman were abolished.

Executive management officials were relieved of considerable administrative paper work by use of powers of delegation under Reorganization Plan No. 26 of 1950.

The mail-opening operation in collectors' offices was improved and standardized to provide a more rapid and efficient handling of mail and remittances with a marked saving in labor.

Continued progress was made in the use of time-saving operating equipment. The use of electronic accounting and calculating machinery was extended to include the maintenance and billing of revenue accounts, the addressing of wage and excise tax returns, and the checking of records to indicate delinquent taxpayers for enforcement purposes. A punched control card accompanied approximately 39 percent of the blank individual income tax returns mailed to taxpayers, and its use eliminated from some collectors' offices the yearly repetitive "listing" operation.

Further mechanization of work during the year was accomplished by the installation of electric typewriters, automatic posting machines, and mechanical dictating and transcribing equipment. Specially developed window-teller machines were ordered for pilot installation in 10 collection districts.

As part of the continuing program to obtain more effective accounting controls for operating and budget purposes, eight additional regional finance offices were established during the year, bringing the total number of such offices to 11. Other regional offices will be established coincident with the installation of District Commissioners' offices.

Inspection Service.—The Inspection Service which was instituted on October 1, 1951, to provide a continuing check on efficiency of operations and integrity of employees, has had a steady record of develop-

ment and accomplishment. Originally established to intensify and coordinate the activities of existing staffs of each operating unit and to appraise management improvements and techniques, the Inspection Service was strengthened on March 15, 1952, by the consolidation of these staffs into the Inspection Service proper. Full authority to exercise general superintendence over all inspection activities was delegated to the Director of the Inspection Service. The field organization is comprised of 13 offices of Chief Inspector responsible to the Director who, in turn, reports directly to the Commissioner. (Pursuant to Reorganization Plan No. 1 of 1952, the Inspection Service will be brought under the Assistant Commissioner (Inspection), whose duties will include those of the former Director of the Inspection Service.)

The Inspection Service conducts frequent and thoroughgoing examinations and inspections of all departmental and field offices for the purposes of: (1) Auditing all internal fiscal and accounting aspects of such offices with particular reference to the examination of tax and revenue accounts maintained, in order to prevent or detect defalcations and thefts; (2) evaluating the efficiency and effectiveness of the administrative management and operating aspects of said offices; and (3) ascertaining whether the conduct and comportment of all employees is in accord with the statutes, regulations, and rules. The reports of such examinations and inspections disclose the manner in which the affairs of the Bureau are conducted and whether there is strict and scrupulous compliance with all applicable laws, policies, regulations, practices, and procedures prescribed by appropriate authority. Copies of the reports are furnished to the Assistant Commissioner (Operations) with a covering memorandum directing his attention to any unauthorized deviations from established fundamental procedures and the corrective or remedial action taken at the instigation of the inspector during the course of the examination, and suggesting changes deemed meritorious by the Chief Inspector or the Director upon their review of said report. Any evidence of a criminal nature disclosed by an examination is made the basis for a full investigation by the Inspection Service, with a resultant recommendation to the Commissioner as to the action to be taken. In addition, the Inspection Service makes thorough and impartial investigations of character and ability of all applicants for employment with the Bureau of Internal Revenue.

During 1952 the Inspection Service installed a system for control and follow-up on all complaints received, required more frequent and intensive inspection of field offices, inaugurated rotation and interchange of inspection personnel, completed plans for establishing a training school for inspection personnel, and took many other steps to strengthen and improve the Internal Revenue Service.

Office of International Finance

The Office of International Finance advises and assists the Secretary of the Treasury and other officers of the Department in the formulation and execution of policies and programs in international financial and monetary matters. The Director of the Office is assisted by advisers on financial policy and by a staff organized into divisions corresponding to geographic areas or to the functional activities of the

Office. These divisions are: National Advisory Council Secretariat; Stabilization Fund, Gold and Silver Division; International Statistics Division; Commercial Policy and United Nations Division; European Division; British Commonwealth and Middle East Division; Latin American Division; and Far Eastern Division. The Office also maintains Treasury representatives in several foreign countries.

By direction of the Secretary, the Office of International Finance is responsible for the Treasury's activities in matters of international financial and monetary policy, including international monetary and exchange problems, and gold and silver policy; the Bretton Woods Agreements Act and the operations of the International Monetary Fund and the International Bank for Reconstruction and Development; foreign lending and assistance; the North Atlantic Treaty Organization; the activities of the National Advisory Council on International Monetary and Financial Problems; the Anglo-American Financial Agreement; the United States Exchange Stabilization Fund; and the Foreign Assets Control.

Continuing studies are made of the flow of capital funds into and out of the United States and of the international accounts of foreign countries with special attention to transactions in gold and dollars. In carrying out its functions, the Office also studies the legislation and policy of foreign countries relating to finance, gold and silver, exchange rates and exchange controls, and other relevant matters.

The Office also provides economic analyses of the customs activities of the Department and advises the Secretary on international financial aspects of matters arising in connection with his responsibilities under the Tariff Act. The Office acts for the Treasury on the financial aspects of international treaties, agreements, and organizations in which the United States participates. It also participates in negotiations with foreign governments with regard to matters included within its responsibilities.

The Treasury is represented by the Office of International Finance in the work of the National Advisory Council on International Monetary and Financial Problems (of which the Secretary of the Treasury is chairman) and its subordinate organs. Professional personnel of the Office perform staff and secretariat functions of the Council. (See exhibits 26 and 28.)

The Office of International Finance advises Treasury officials and other departments and agencies of the Government concerning exchange rates and other financial problems encountered in operations involving foreign currencies. In particular, it advises the State Department and the Department of Defense on financial matters related to their normal operations in foreign countries and on the special financial problems arising from defense preparation and military operations. The Treasury representatives in foreign countries act as financial advisers to the diplomatic missions and to the missions of the Mutual Security Administration.

The Foreign Assets Control exercises the authority conferred upon the Secretary of the Treasury by Section 5 (b) of the Trading with the Enemy Act. Under the Foreign Assets Control Regulations the assets in the United States of Communist China and North Korea and their nationals are blocked. The Division of Foreign Assets Control carries on licensing activities in connection with transactions otherwise pro-

hibited; takes action to enforce the regulations; and has taken a census of Chinese and Korean assets located in the United States.

Legal Division

The General Counsel is by statute the chief law officer of the Treasury Department, responsible to the Secretary for the legal advice upon which he acts and for all legal work in the Department. In carrying out this responsibility the General Counsel is assisted by the Legal Division, over which he has supervision. The Legal Division is made up of the General Counsel's immediate staff in the Office of the General Counsel, which includes the Tax Legislative Counsel, and the offices of the Chief Counsels in the major bureaus.

As legal adviser to the Secretary the activities of the General Counsel and his staff include consideration of legal problems relating to the broadest aspects of management of the public debt, the administration of the internal revenue laws, international cooperation in the monetary and financial fields, and similar matters with which the Secretary is concerned as chief financial officer of the Government. Other activities of the Legal Division embrace legal matters arising in connection with the duties and functions of every branch of the Department, the scope of which is described in the separate administrative report of each organization.

One of the major responsibilities of the General Counsel is the handling and coordination of legislative work in the Department, including appearances before congressional committees, drafting proposed legislation, and preparation of reports on legislative proposals. The most important work in this field during the fiscal year 1952 was in connection with the preparation and presentation of Reorganization Plan No. 1 of 1952, the President's plan for reorganizing the Bureau of Internal Revenue. The work also included preparation and presentation of the President's plan for reorganizing the Bureau of Customs, Reorganization Plan No. 3 of 1952.

In the field of international finance and aid, the Legal Division assisted in formulating financial and economic aspects of the programs relating to European recovery, military assistance, and technical cooperation, and served as counsel to the National Advisory Council. It also dealt with problems arising in connection with international gold and stabilization operations of the Department, and performed legal services in connection with the administration of the Foreign Assets Control which was made necessary by the Korean conflict.

Other significant work performed by the Legal Division arose in connection with the study made by the Subcommittee on General Credit Control and Debt Management of the Joint Committee on the Economic Report.

Bureau of the Mint

The Bureau of the Mint is charged primarily with responsibility for the manufacture of domestic coins as well as the acquisition of monetary metals for coinage purposes. It has direct responsibility for receiving deposits of gold and silver, for assaying, for refining, and for the sale and custody of gold and silver bullion. It administers and, with the Secret Service and Customs Bureau, enforces regulations

pertaining to gold and silver. With respect to gold, it issues licenses relative to the acquisition, ownership, possession, use, and exportation for industrial, professional, and artistic purposes. Sales of gold bars for such purposes amounted to \$57,868,845 during the fiscal year. In addition, the Bureau of the Mint produces medals as well as other decorations and, by contract with foreign countries, manufactures coins for other governments.

The Office of the Director of the Mint exercises supervisory control over all the activities of the Bureau. It is a headquarters establishment located in Washington, D. C., which establishes general policies and directs as well as coordinates the activities of the entire organization throughout the United States. During the fiscal year 1952, there were seven field institutions in operation: Coinage mints in Philadelphia, Pa.; San Francisco, Calif.; and Denver, Colo.; assay offices in New York, N. Y., and Seattle, Wash.; a gold bullion depository in Fort Knox, Ky.; and a silver bullion depository in West Point, N. Y., which is an adjunct of the New York Assay Office.

The coinage mints receive, process, assay, move, and store gold and silver. They also issue gold licenses, sell gold for legitimate industrial, professional, and artistic uses and sell silver for industrial use. In addition to coinage, medals, medal dies, other decorations, and proof coins are manufactured at the Philadelphia Mint. During the fiscal year 1952, the Philadelphia Mint delivered to the Department of Defense and other Federal agencies a total of 62,155 service medals and other distinguishing decorations. In addition, 3,289 medals of a national character were sold to the public. At the mints located in San Francisco and Denver and at the assay office in New York, electrolytic refineries are maintained for refining gold and silver. During the fiscal year 1952, the refineries produced by the electrolytic process 1,040,198 fine ounces (36 tons) of gold and 1,262,800 fine ounces (43 tons) of silver.

With the exception of manufacturing coins, the assay offices perform functions similar to the coinage mints. The mints and assay offices manufactured a total of 12,539 issue bars containing 4,003,146 fine ounces (137 tons) of gold and a total of 1,769 issue bars containing 377,071 fine ounces (13 tons) of silver during the fiscal year. The Seattle Assay Office makes commercial assays of gold, silver, lead, zinc, and copper ores, and the New York Assay Office makes assays of platinum group metals.

The mints and assay offices processed 9,308 deposit transactions and 17,329 assay determinations in connection with deposits and purchases of gold valued at \$1,745,864,861, and silver amounting to 81,273,745 fine ounces during the fiscal year 1952. Included were 17 deposit transactions and 544 assay determinations for intermint transfers of gold valued at \$10,003,758, and silver amounting to 279,521 fine ounces.

The bullion depositories are maintained solely for the storage of bullion. The Bureau of the Mint held 667,040,273 fine ounces of gold bullion valued at \$23,346,409,526.73 on June 30, 1952; and on the same date 1,323,621,448.92 fine ounces of silver bullion, of which 1,281,109,243.41 fine ounces were held in regular account, and 42,512,245.51 fine ounces were held in special account.

The Government's holdings of gold, silver, coins, and other items are protected by modern protective devices and armed guards twenty-four hours per day, every day of the year.

As of June 30, 1952, there were 60 persons on the roll of the Bureau of the Mint in the headquarters office in Washington, D. C., and 960 in the field, making a total personnel of 1,020 which compared with a total of 966 for the preceding fiscal year.

For further detailed information, refer to the *Annual Report of the Director of The Mint, Fiscal Year ending June 30, 1952*.

Production during fiscal year 1952

The major activity of the Bureau of the Mint is to produce coins to supply the business needs of the country. Generally, the demand for coins follows the trend of business activity. The variations in coinage requirements are therefore unpredictable; if business activity is at a peak, the demand is great; if otherwise, the demand slacks off. As an illustration of one of the variants, the outbreak of the conflict in Korea in June 1950 precipitated a wave of scare buying which drastically increased demands on the Bureau for coins. During the first six months following the outbreak in Korea, the Bureau sent into circulation over a billion coins, mostly pennies. Coin demand mounted from a half billion in fiscal 1950 to about 1½ billion in fiscal 1951 and 1952. Total production during the fiscal year 1952 amounted to 1,551,096,448 pieces of all denominations with a total value of \$92,412,255.99. Production of this vast quantity of coins during this period consumed 1,933 tons of silver, 3,994 tons of copper, 106 tons of nickel, and 182 tons of zinc and tin, with a grand total of 6,215 tons avoirdupois.

Of the billion and one-half pieces produced by the several mints during this fiscal year, a total of 1,370,986,996 pieces was issued. The pieces in greatest demand were:

Dimes, 246,869,831 pieces, face value-----	\$24, 686, 983. 10
Nickels, 89,824,824 pieces, face value-----	4, 491, 241. 20
Pennies, 875,211,968 pieces, face value-----	8, 752, 119. 68

At the beginning of this fiscal year, there was practically no inventory reserve of finished coins or work in process. Demand for coins ran far ahead of production. For the first six months of fiscal 1952, production failed to meet requirements. At the end of December 1951, the mints were practically out of coins. During this period, the mints had produced and delivered 920,000,000 coins.

Owing to the inadequate supply of coins, the Treasurer of the United States and the Federal Reserve Banks and branches found it necessary to ration coins in the early months of fiscal 1952. Wide appeals to the public, by radio, the press, and television, to return idle coins to normal channels of trade were helpful.

While the demand for coins centered on pennies, primarily because of the sales tax imposed by nearly every State, the introduction of vending machines and parking meters accounted for the demand for other coins of small denominations. The almost universal need for pennies, however, was stimulated also by the cash and carry system of merchandising wherein odd-cent prices are charged.

Although it was "touch and go" during the early months of this fiscal year and despite the fact that the mints had practically no

beginning inventory, nevertheless, the demand was satiated by the end of the year, and began to slacken with the result that as of June 30, 1952, the stock of coins on hand amounted to 242,593,334 subsidiary silver and minor coins.

Management improvement

An active management improvement program has been in effect during the fiscal year 1952. Program techniques include periodic surveys and inspections of operations in the mint plants, conferences of operating officials and appointment of special committees, comparisons of operating costs in each mint, motion picture training programs, periodic progress reporting by individual management committees in each plant, and similar methods.

A large number of improved methods and procedures has been adopted in connection with the management program in recent years, resulting in substantial reductions in coinage production costs. Although salary costs have increased approximately 75 percent during the past several years, coinage costs are actually 19 percent lower today than they were several years ago. Reductions in coinage unit costs during the past year, resulting from perfection and extension of technical improvements installed during previous years, and improvements adopted in fiscal 1952, are shown in the following table.

Coinage production costs—per 1,000 pieces

Fiscal year	1-cent	5-cent	10-cent	25-cent	50-cent
1951-----	\$1.21	\$3.22	\$2.10	\$4.51	\$7.59
1952-----	1.10	2.99	1.71	3.49	6.79

Estimated savings on an annual basis from management projects completed during the past year, explained later in this report, amount to \$82,000.

Modernization of Philadelphia Mint.—Technicians from several prominent rolling mill companies have surveyed and studied the available space at the Philadelphia Mint to determine if more efficient equipment can be utilized in the present building. The plan selected by the mint calls for the revamping of present machinery with minimum building alterations. Efforts will be made to provide for mechanization of operations in the melting and rolling division to permit processing of a 400-pound bronze ingot in place of the present 30-pound size. This will bring the Philadelphia operations in line with those at the Denver Mint. Estimated savings would pay for equipment costs in about four years.

Construction of electronic weighing machine.—In collaboration with technicians from the Bureau of the Mint, the Bureau of Standards has undertaken construction of an electronic automatic coin-blank weighing machine. A working model has been completed successfully during the past year. It is expected that a complete weighing machine will be constructed within the next several months and it is anticipated that this type of equipment will reduce coin-blank weighing costs when funds become available for the purchase of additional units.

Increased production from dies and collars.—As the result of long and careful study of steel used in the production of coinage dies and

collars, together with research as to heat treating and hardness penetration, there has been an increase in average coinage production from individual dies and collars. Savings were also realized from lower die production costs. (Estimated annual savings, \$20,000.)

Increasing thickness of bronze ingot.—At the Philadelphia Mint in 1951, a wider bronze ingot was adopted. The thickness of this ingot has now been increased from $\frac{1}{2}$ -inch to $\frac{3}{4}$ -inch, resulting in the production of longer strips and a reduction in the number of discarded blanks from strip ends. Further savings were accomplished in rolling operations following an intensive study of procedures which permitted the elimination of a number of passes through the rolling mills, resulting in a rolling production increase without additional labor. (Estimated annual savings, \$12,000.)

Improved operation and maintenance of coin presses.—A program has been adopted for training coinage press operators and die setters to do a more efficient job in caring for their machines, thereby preventing unnecessary lost time from improper machine functioning or mechanical failure. An improved method for feeding coinage blanks to coin presses has reduced the number of press shut-downs. Press operating speeds have been increased for all denominations, which together with other improvements has resulted in increased press output. (Estimated annual savings, \$14,000.)

Installation of overhead conveyors in Coining Division.—Overhead conveyors have been installed in the operating divisions at the San Francisco Mint, permitting mechanical handling of coinage blanks in 10,000-ounce containers as contrasted with the former practice of handling 800-ounce containers manually. Work stoppage at frequent intervals to empty the small containers has been eliminated and operators can now devote more time to their machines. (Estimated annual savings, \$11,000.)

Installation of second vibrating riddle.—The original vibrating riddle installed at the Philadelphia Mint proved to be very satisfactory, warranting acquisition of additional equipment of this type. This new equipment, which replaces the old style rocking-type riddle, screens out imperfect coin blanks, chips, crescents, half-moons, etc. Vibratory feeders have also been installed to feed blanks to the riddle, permitting a more even flow of blanks across the riddle screen and reducing manpower requirements. (Estimated annual savings, \$8,500.)

Increased mold life for water-cooled unit.—Original castings for the water-cooled molds gave poor service as a result of both warping and cracking. A new type of casting made of gray iron has been adopted, which has received special treatment to overcome porosity. The gray iron castings are showing a longer life, with less warping, than the old type. (Estimated annual savings, \$4,000.)

Improvement of upsetting operations.—Coinage blanks are processed in a milling machine for the purpose of obtaining a slightly upset edge before feeding to the coinage press. Upsetting operations have been improved by changing the shape of the groove in the disc and segment on the milling machine, eliminating jamming of blanks in the machines and yielding greater production. (Estimated annual savings, \$2,500.)

Safety program.—Each operating division in the several mints has a safety committee, composed of supervisors, foremen, and workmen,

which meets once each month to discuss potential accident hazards in the division and reports in writing to the superintendent's safety committee. The latter committee meets monthly, inspects the entire plant, and makes recommendations for changes to the superintendent. Copies of safety committee reports, and reports of all accidents, are analyzed in the Director's office and suggestions for improving the safety program are relayed to the mints. The following comparison indicates the substantial progress made in the safety program.

Comparison of accident records

	Fiscal year 1952	Fiscal year 1951
Frequency rate ¹	16.10	46.45
Severity rate ²46	.88

¹ The number of disabling injuries per 1,000,000 man-hours worked.

² The number of days lost per 1,000 man-hours worked.

Motion picture training program.—Motion pictures of mechanical operations in each mint are used, in connection with comparative cost statements, to demonstrate the most efficient coinage methods to officials, supervisors, and workers. As new procedures are developed at any plant, motion pictures are taken of each improvement so that it may also be adopted at the other plants, if feasible. These films of mint operations are also shown to mint personnel to develop a spirit of competition and a thorough cost consciousness. Films of operations in outside industry similar to the mint are reviewed for improved procedures or new ideas which could be adopted in the mint, and films on shop safety are shown to employees periodically.

Incentive awards program.—Continuing publicity was given to the incentive awards program during the past year through the use of various methods. Total awards under this program in 1952 amounted to \$4,715, including one group award for efficiency, under Title X of the act approved October 28, 1949 (63 Stat. 971). This award was made for recommended changes, most of which were put in effect in 1951, providing estimated annual savings of \$720,400.

Accounting improvement program.—Additional progress has been made in the accounting improvement program during the past year, particularly in the fields of bullion and monetary accounting, and cost accounting. Revised bullion accounting procedures have been adopted, including a new journal and improved general ledgers, and the Bullion Accounting Manual has been completed. Cost accounting forms have been revised to conform with budget activity classifications, and progress has been made on revision of the Cost Accounting Manual. Attention is also being given to revision of the General Accounting Manual and necessary changes are being made in accordance with instructions issued in connection with the Joint Accounting Improvement Program, or to reflect the adoption of new or revised accounting procedures more suitable to the mint's operations.

Miscellaneous projects.—Miscellaneous improvement projects include: (a) Decreases of clerical personnel, (b) increased capacity of feeding system for 18-inch breakdown mill, and (c) greater utilization of supervisory personnel on a production basis. (Estimated annual savings, \$10,000.)

Bureau of Narcotics¹

The Bureau of Narcotics administers a program designed to deal with the control of sources of the illicit supply of drugs on international, national, and local levels.

Nationally, the Bureau is charged with the investigation, detection, and prevention of violations of the Federal narcotic and marihuana laws and of the Opium Poppy Control Act of 1942, and related statutes. The scope of the Bureau's operations is gradually enlarging as additional drugs are made subject to these laws. Opium and coca leaves and their derivatives have been under national control since 1915; marihuana has been under control since 1937; isonipecaine was brought under control in 1944; and under the act of March 8, 1946 (26 U. S. C. 3228 (f)), 11 recently developed synthetic narcotics were brought under control through findings by the Secretary of the Treasury, proclaimed by the President, that the drugs possessed addiction liability similar to morphine.

Opium, coca leaves, marihuana, and their more important derivatives also have been under international control under the several Opium Conventions of 1912, 1925, and 1931. Under the International Protocol of November 19, 1948, two additional opium derivatives, isonipecaine, and the eleven synthetic drugs were found to have addicting qualities similar to morphine or cocaine and have been brought under international control during the year by a procedure similar to that provided in our national legislation.

Important and effective aid in discouraging the illicit traffic in narcotics and marihuana has been already afforded by Public Law 255, 82d Congress, First Session, approved November 2, 1951, which provided for mandatory minimum penalties for violation of these laws, particularly for second and third offenders. To further the coordination of Government activities in supervising the traffic in, and arranging for scientific research with respect to narcotic drugs and marihuana, the President on November 2, 1951, signed Executive Order No. 10302 creating the Interdepartmental Committee on Narcotics, composed of one representative from each of the Departments of the Treasury, State, Defense, Justice, and Agriculture, and of the Federal Security Agency. The Commissioner of Narcotics has been named chairman of this committee.

The Bureau directs its principal activities toward the suppression of the illicit traffic in narcotic drugs and marihuana and the control of the legitimate manufacture and distribution of narcotics through the customary channels of trade. It issues permits for import of the crude narcotic drugs and for export and in-transit movements of narcotic drugs and preparations. The Bureau supervises the manufacture and distribution of narcotic substances within the country and has authority to issue licenses for the production of opium poppies to meet the medical needs of the country if and when such production should become in the public interest. Cooperation is given to States in local narcotic legislation and enforcement and to the Department of State in the discharge of the international obligations of the United States concerning the abuse of narcotic drugs and marihuana.

During the fiscal year 1952, the total quantity of narcotic drugs

¹ Further information concerning narcotic drugs is available in the separate report of the Commissioner of Narcotics.

seized in illicit traffic within the United States amounted to 3,330 ounces, in comparison with 1,082 ounces seized in 1951. Seizures of marihuana amounted to 1,064 pounds bulk, and 16,393 cigarettes, as compared with 961 pounds bulk and 22,479 cigarettes in 1951.

Substantial progress was made during the year in driving out some of the biggest racketeers in illicit narcotics. Many principal dealers in illicit drugs were caught and convicted, and heavy prison sentences were imposed under the new legislation of November 1951.

Thefts of narcotics from persons authorized to handle the drugs increased slightly in number during 1952 but the quantity stolen decreased.

During the fiscal year there were approximately 400,000 persons registered with collectors of internal revenue under the Federal narcotic and marihuana laws to engage in legitimate narcotic and marihuana activities.

The table following shows for the fiscal year the number of violations of the narcotic and marihuana laws by persons registered to engage in legitimate narcotic and marihuana activities and by persons who have not qualified by registration to engage in such activities, as reported by Federal narcotic enforcement officers.

Number of violations of the narcotic and marihuana laws reported during the fiscal year 1952 with their dispositions and penalties

	Narcotic laws				Marihuana laws, non-registered persons	
	Registered persons		Nonregistered persons			
	Federal Court	State Court	Federal Court	State Court	Federal Court	State Court
Pending July 1, 1951.....	201		1, 288		566	
Reported during 1952:						
Federal ¹	245		2, 499		712	
Joint ¹	19		469		337	
Total to be disposed of.....	465		4, 256		1, 615	
Convicted:						
Federal.....	41	22	933	1, 046	400	82
Joint.....	7		281	125	231	68
Acquitted:						
Federal.....	2		36	16	16	8
Joint.....			11	6	13	4
Dropped:						
Federal.....	151	7	313	54	169	22
Joint.....	4		92	47	97	18
Compromised: ²						
Federal.....	26					
Joint.....						
Total disposed of.....	260		2, 960		1, 128	
Pending June 30, 1952.....	205		1, 296		487	
Sentences imposed:	Yrs. Mos.	Yrs. Mos.	Yrs. Mos.	Yrs. Mos.	Yrs. Mos.	Yrs. Mos.
Federal.....	74	6	2, 748	6	973	10
Joint.....	10	6	815	9	485	8
Total.....	85	—	3, 564	3	1, 459	6
Fines imposed:						
Federal.....	\$12, 250		\$98, 149	\$413	\$14, 487	\$1, 919
Joint.....	1, 250		30, 426	4, 573	7, 253	3, 970
Total.....	13, 500		128, 575	4, 986	21, 740	5, 889

¹ Federal cases are made by Federal officers working independently while joint cases are made by Federal and State officers working in cooperation.

² Represents 26 cases which were compromised in the sum of \$8,620.

In foreign countries, investigation, surveillance, and negotiation are undertaken to restrict the amount of narcotic drugs entering this country. Through cooperation with the Turkish and Italian Governments, agents of the Bureau of Narcotics have reduced the quantities of heroin and opium available to the illicit trade in the United States. Similar cooperation by the Peruvian Government has very substantially reduced the cocaine traffic in this country. The Bureau is continuously on guard against the large supplies of opium which are available in Communist China.

The importation, manufacture, and distribution of opium and its derivatives are subjected to a system of quotas and allocations designed to secure their proper distribution for medical needs. Additional quantities of opium were imported during the year. Coca leaf imports were sufficient both for medicinal purposes and for the manufacture of nonnarcotic flavoring extracts.

The quantity of narcotic drugs exported in 1952 was considerably lower than in 1951, but the export total is not significant in comparison with the quantity used domestically. The manufacture of opium derivatives continued high, principally because of the high medical consumption of codeine and papaverine.

National defense operations also have increased the responsibilities of the Bureau of Narcotics. The mobilization of large numbers of troops has increased the number of special requests from the military forces for aid by the Bureau of Narcotics in dealing with the traffic in narcotics in and near military installations; in problems incidental to the drafting of addicts; and in cases in which narcotic addiction has been given falsely as a reason to escape the draft. In addition, the National Resources Board has given the Bureau of Narcotics complete control of national supplies of narcotic drugs for civil defense. The Board will rely on the Bureau for supplies of adequate amounts, safe storage, and availability for immediate distribution to disaster points.

Substantial progress was made in this Bureau during the fiscal year 1952 in the field of management improvement. The Bureau's accounting system was reviewed and improved; the financial management procedure was modified to assure more effective utilization of appropriations; a comprehensive management schedule for the retirement and disposition of Bureau records was put into operation; and certain modifications were made in the frequency and content of returns submitted by manufacturers of narcotics.

Committee on Practice

The Committee on Practice receives and acts upon applications of attorneys and agents for admission to practice before the Treasury Department. It makes inquiries, holds hearings and in general acts as the administrative and advisory agency in all matters pertaining to practice, makes recommendations to the Secretary of the Treasury, and performs other duties prescribed by Department Circular No. 230, revised December 7, 1951.

The committee also receives and acts upon applications of individuals, corporations, partnerships, and associations for customhouse brokers' licenses, issues customhouse brokers' licenses, makes recom-

mendations to the Secretary of the Treasury, and performs other duties as prescribed by Department Circular No. 559, revised June 1, 1949.

The following statement summarizes the work of the Committee for the year 1952.

Attorneys and agents:	Number
Applications for enrollment approved.....	6, 152
Applications for enrollment disapproved.....	14
Applications withdrawn on advice of the Committee.....	72
Applications withdrawn with prejudice.....	1
Applications abandoned.....	3
Special enrollment to practice before the Bureau of Internal Revenue:	
Applications approved by reason of examination given by the Committee on Practice.....	4
Applications approved pursuant to standards and procedures based upon former service with the Treasury Department (sec. 12, Department Circular No. 230, revised).....	76
Applications of former employees denied.....	9
Applications abandoned.....	82
Applications withdrawn.....	16
Complaints disposed of pursuant to Sec. 5 (b) of the Administrative Procedure Act, as amended (5 U. S. C. 1004 (b)):	
Resignations submitted in order to evade proceedings in disbarment and accepted by the committee. Names ordered stricken from the roll.....	7
Resignations submitted in order to evade proceedings in disbarment and accepted by the committee with prejudice.....	1
Formal complaints against enrolled persons:	
Pending July 1, 1951.....	2
Filed during the year.....	1
Pending June 30, 1952.....	3
Revision of the roster commenced Jan. 1, 1952, pursuant to 31 CFR 10.6 (d):	
Renewed enrollment cards issued.....	41, 737
Customhouse brokers:	
Applications for licenses approved.....	65
Applications withdrawn.....	4
Applications abandoned.....	2
Applications denied.....	1
Licenses canceled.....	37
Licenses revoked pursuant to Sec. 641 (a) Tariff Act of 1930, as amended.....	4

Since the organization of the Committee on Practice in 1921, 103,515* applications for enrollment have been approved and 949* disapproved; 259 practitioners have been disbarred from further practice before the Treasury Department, 140 have been suspended from practice for various periods, 184 have been reprimanded, and 76 resignations have been accepted.

On November 19, 1951, the Code of Federal Regulations was amended to provide that all enrollment cards issued prior to January 1, 1952, shall be void after March 31, 1952, and that applications for renewals could be made at any time between January 1, 1952, and June 30, 1952 (31 CFR 10.6 (d)). During the last six months of the fiscal year 1952, therefore, the major efforts of the Committee on Practice were devoted to issuing renewed enrollment cards and revising and bringing up to date the roster of enrollees.

In order to handle this increased workload more expeditiously and economically, certain field offices of the Bureau of Internal Revenue

* Revised.

were requested to assist in issuing the renewed enrollment cards. By June 30, 1952, renewed enrollment cards had been issued to almost 42,000 of the 97,000 persons on the roster. About half of these were issued by the committee headquarters and half by Internal Revenue field offices. During this same period new applications showed a marked acceleration, with the result that there were almost 2,000 more new enrollees admitted during fiscal 1952 than for the corresponding period last year.

Another amendment to the Code of Federal Regulations, 31 CFR 10.6 (e), issued on December 7, 1951, provided that enrollment cards issued after January 1, 1952, will expire automatically 5 years from date of issue.

Tax Advisory Staff of the Secretary

The Tax Advisory Staff of the Secretary has as its principal responsibility the economic analysis and preparation of material for use by the Secretary in the formulation of Treasury tax policies.

In assisting the Secretary to discharge his responsibilities in the field of Federal taxation, the Staff explores the basic economic considerations involved in the Administration's tax programs and in tax questions presented to the Secretary by the President, committees of the Congress, individual Members of Congress, other Government agencies, and the public. This requires broad economic surveys of tax problems, the assembly and presentation of statistical materials, and analysis of the effects of alternative programs or measures for meeting revenue requirements. Upon request, information is furnished to the House Committee on Ways and Means, the Senate Finance Committee, and the Joint Committee on Internal Revenue Taxation.

These responsibilities also involve the consideration of State and local taxation in relation to Federal tax problems and the relationship between the United States and foreign tax systems.

During the fiscal year 1952, the work of the Tax Advisory Staff was concerned primarily with the preparation of material in connection with the Revenue Act of 1951, which became law on October 20, 1951, and with the development of the President's 1952 tax program to provide at least enough additional revenues to reach the revenue goal proposed last year, by eliminating loopholes and special privileges, and by tax rate increases. This program was outlined by the President in his Economic Report and Budget Message to the Congress on January 16 and 21, 1952, respectively.

During the second half of the fiscal year the Staff prepared for use of the congressional tax committees a report on how the principal provisions of the Excess Profits Tax Act of 1950 operated during the calendar year 1950, the first year in which it was partially applicable.

In the field of Federal-State and local tax relations the Staff prepared a study entitled "Federal-State-Local Tax Coordination" for the use of the special Subcommittee on Coordination of Federal, State, and Local Taxes of the Committee on Ways and Means, investigating the problems of overlapping and duplication of Federal, State, and local taxes pursuant to House Resolution 414, passed by the House of Representatives on September 27, 1951. This study, published on March 7, 1952, as a committee print, brings up to date the discussions of the problems of tax coordination considered in the 1942 report of the

special committee. The Staff also prepared a study for the Staff of the Joint Committee on the Economic Report on the proposed constitutional amendment to limit Federal income, estate, and gift taxes to 25 percent, which was included in their comprehensive report on this subject.

In the field of international tax relations the Staff participated in the negotiation of tax conventions with several foreign countries. Income and estate tax treaties with Finland and an estate tax treaty with Switzerland were signed and submitted to the Senate for approval.

Office of the Technical Staff

The Office of the Technical Staff in the Office of the Secretary serves as a technical staff for the Secretary on matters relating to Treasury financing, public debt management, and various general economic problems arising in connection with Treasury activities.

For use in policy decisions in these fields the Technical Staff works out possible courses of action, and keeps Treasury officials informed of shifts in the basic economic and fiscal situation. Primary factors in debt management policy are the outlook for net cash flow into or out of the Treasury and the outlook for Federal budget receipts, expenditures, surplus or deficit, the debt, the cash balance, and the general state of the economy.

For each financing operation the Technical Staff draws up alternative plans, including what specific securities might be offered to tap various sources of new funds or in exchange operations. Terms for such securities are reviewed, including rate of interest, maturity, call period, negotiability, eligibility as collateral, redemption privileges accorded to holders, and restrictions as to the amount of purchases or holdings by different classes of investors.

The Technical Staff analyzes the relation of these securities to the maturity schedule and interest cost of the public debt, the effect of their issuance on the market prices and ownership distribution of outstanding Government securities, and the impact of the Treasury's public debt operations on the banking system, the money supply, and the over-all credit structure. Alternative courses of action are weighed as to the probable effect on the general economy, with special reference to their inflationary or deflationary impact.

The Technical Staff also works out analyses of the assets and the investment position of the various classes of investors, with particular regard to their problems in managing their Federal security portfolios. It reviews the relative desirability of cash pay-offs to, and additional borrowing from, each investor class, and the types of securities best suited to the requirements of each class.

The Technical Staff work also includes discussions with consulting committees composed of leading bankers, insurance men, bond dealers, and others. The committees represent the American Bankers Association, the Investment Bankers Association, the Life Insurance Association of America and the American Life Convention, the National Association of Mutual Savings Banks, the Government Security Dealers group, and others. The groups confer with the Secretary from time to time and discuss their respective situations as well as the general aspects of public debt management. On these occasions the

Secretary usually has the Technical Staff review developments and outline the problems ahead in the field of debt management. After these meetings the Technical Staff prepares reports for the Secretary to integrate the various reports and recommendations which have been received.

The facilities of the Technical Staff also are utilized by the Secretary for the preparation of official estimates of Government receipts for incorporation in the President's annual budget message and in intervening budget revisions. Similarly, estimates of the revenue effects of proposed and pending legislation are prepared.

Technical mathematical analyses needed in connection with financing and public debt problems also are prepared. This work is under the supervision of the Government Actuary, who is an Assistant Director of the Technical Staff. He is responsible for reports on actuarial matters involved in Treasury operations, and prepares actuarial estimates required by statute with respect to the operations of Government trust funds. The Secretary of the Treasury is charged with the duty of handling the investments and other operations for most of these funds.

United States Coast Guard

General

The primary duties of the Coast Guard are to enforce or assist in the enforcement of all applicable Federal laws upon the high seas and waters subject to the jurisdiction of the United States; to administer laws and promulgate and enforce regulations for the promotion of safety of life and property on the high seas and on waters subject to the jurisdiction of the United States, unless specifically delegated by law to some other department; to develop, establish, maintain, and operate, with due regard to the requirements of national defense, aids to maritime navigation, ice-breaking facilities, and rescue facilities for the promotion of safety on and over the high seas and waters subject to the jurisdiction of the United States; and to maintain a state of readiness to function as a specialized service of the Navy in time of war.

In the fiscal year 1952 the Coast Guard carried out numerous important assignments in support of national security and defense measures, in addition to performing the other duties previously summarized. Its specialized training and facilities equipped the Coast Guard to assume these added military responsibilities without curtailing its normal peacetime functions.

The readiness with which the Coast Guard met the new military demands indicates the attainment of a high degree of efficiency, training, and morale. The added duties were carried out without disturbing the Coast Guard's peacetime status as a service under the Department of the Treasury, and close liaison and working arrangements were maintained with the Navy and Department of Defense to coordinate planning and insure the wise and economical use of Coast Guard resources and trained personnel.

While the bulk of Coast Guard activities are designed primarily to meet peacetime needs, all of these activities have taken on added importance since the outbreak of hostilities in Korea and the increase

in shipments of defense materials abroad. It is recognized that any delay in maritime shipping would retard the defense program.

In order to carry out the numerous and varied new duties which relate to and support national defense, the Coast Guard expanded moderately. Military personnel on active duty at the end of the fiscal year was 35,082, compared with 29,284 in 1951. This increase was considered the minimum needed to man facilities and operations which were added to meet military requirements. In addition, personnel was required to augment search and rescue facilities in overseas areas and to extend port security coverage in this country. A more detailed account of the activities referred to here will be found in appropriate sections which follow.

Law enforcement

The port security program carrying out Executive Order 10173, which was begun in 1951 to provide for the safeguarding of vessels, harbors, ports, and waterfront facilities in the United States, was continued in 1952. The purpose of this program is the protection of waterfront facilities and of vessels in port. Under this program, measures to prevent sabotage include the security screening of seamen, longshoremen, pilots, and waterfront workers, and others required to have access to restricted waterfront facilities and vessels in port.

Persons to be employed aboard merchant vessels are checked to determine whether they were security risks, and during the year 170,328 merchant mariners' documents bearing evidence of security clearance were issued to individuals. A total of 775 security appeal hearings was granted to those who were classed as poor security risks.

In the other category of longshoremen, warehousemen, pilots, and waterfront workers, 196,951 persons were screened and 188,301 port security cards were issued, while 827 hearings were granted upon appeal by persons who had been found to be poor security risks.

An air detachment consisting of three helicopters and required personnel was established on a test basis at the air station, Brooklyn, N. Y., and has been operating since March 4 in support of port security operations. This is the first unit of its type.

The volume of enforcement activities of the year is indicated by the following statistics.

Vessels boarded.....	39,552
Reports of violation of the Motorboat Act, 1940 (46 U. S. C. 526)....	2,710
Reports of violations of the Oil Pollution Act, 1924 (33 U. S. C. 431)...	244
Reports of violations of Port Security Regulations.....	4,564
Permits issued to load or discharge explosives.....	1,090
Total tonnage of explosives covered by above permits.....	1,593,973
Explosive loadings supervised.....	757
Inspections of other hazardous cargo.....	6,377
Regattas patrolled.....	830

In addition to the general enforcement of Federal laws on the high seas and territorial waters of the United States, the Coast Guard assisted other departments and agencies of the Government having primary responsibility for the enforcement of the Oil Pollution Act, anchorage regulations, laws relating to internal revenue, customs, immigration, quarantine, and the conservation and protection of wildlife and the fisheries. Full cooperation was extended to all Federal and to many State and municipal law enforcement agencies.

Illustrative of such cooperation was participation by Coast Guard aviation personnel in the location of 190 illicit distilleries. Discovery of these distilleries is estimated to have prevented the loss of \$119,263 in revenue.

Assistance operations

In the operation of rescue facilities for the promotion of safety on and over the high seas and waters subject to the jurisdiction of the United States, the Coast Guard employed its available facilities to the maximum advantage.

The Coast Guard maintains an organization of surface craft, aircraft, lifeboat stations, bases, and radio stations, together with operation and communications centers (rescue coordination centers), in its several districts and areas located within and without the continental United States. The assistance rendered and the employment of equipment and personnel during the fiscal year is shown in the following statistics.

Number of assistance calls responded to ¹ -----	15, 555
Number of instances of major assistance ² -----	4, 197
Number of instances of minor assistance-----	7, 166
Value of vessels and aircraft assisted (including cargo)-----	\$319, 721, 552
Lives saved or persons rescued from peril-----	5, 855
Vessels refloated-----	797
Disabled vessels towed to port-----	6, 203

¹ The differences in the number of calls responded to and the number of instances of assistance rendered represent those cases in which the Coast Guard responded but in which assistance was given by some other source or was no longer needed or possible.

² The term "major assistance" as used here means those rescue incidents wherein immediate danger to the person or craft is involved and which, without the rendering of Coast Guard assistance, probably would have resulted in death; serious injury to persons, aircraft, or vessels; shipwreck; or great financial loss from damage to the craft.

The following illustrate major cases of assistance rendered during the year.

On January 9, the S. S. *Pennsylvania* broadcast that she had sustained a 14-foot crack in her port side. A tremendous sea was running, and the wind exceeded 55 miles per hour. The master advised that the vessel was foundering and that 45 men were abandoning ship in four lifeboats 665 miles west of Cape Flattery, Wash. The Coast Guard used all the facilities at its command in the area, and the coordinated use of Navy, Air Force, and Royal Canadian Air Force facilities in an attempt to locate and rescue the survivors of the vessel. Fifty-one aircraft from all services and 18 surface vessels participated in the search. Some of the debris was located, including one overturned lifeboat, but no survivors were found.

On February 18, during a severe "northeaster" off the New England coast, the "T2" tankers S. S. *Fort Mercer* and S. S. *Pendleton* broke in half. Coast Guard vessels, aircraft, and lifeboat stations, working under severe winter conditions, rescued and removed 62 persons from the foundering ships or from the water with a loss of only 5 lives. Certain of the participating Coast Guard personnel involved performed duty above and beyond that associated with normal duty, for which they were commended by the Secretary of the Treasury and awarded the Treasury's life saving medal.

Immediately following the crash of a commercial overseas transport aircraft off the San Juan Harbor on April 11, Coast Guard forces coordinated with the Air Force and the Navy to rescue 17 of the 69 persons on board.

On April 7, the breakup of ice in the Mississippi River and its tributaries at Bismarck, N. Dak., and above, and on the Big Sioux, created the worst flood conditions in that area in thirty years. Coast Guard personnel rendered assistance in that major disaster, utilizing small boat equipment, mobile radio stations, automotive equipment, helicopters, and fixed wing aircraft. The Coast Guard evacuated stranded persons, transported critical relief supplies, evacuated livestock from low ground, transported personnel engaged in levee construction, and generally assisted the Red Cross, local, State, civil, and military authorities.

Marine inspection and safety measures

During the year no passenger lost his life as a result of casualties on inspected and certificated American passenger vessels.

Among the duties which the Coast Guard performed in promoting safety of life and property on all vessels subject to the navigation and vessel inspection laws of the United States were issuance of certificates of inspection; investigation of marine casualties; enforcement of manning requirements, citizenship requirements, and requirements for the mustering and drilling of crews; approval of plans for the construction, repair, and alteration of vessels; shipping and protection of merchant seamen; licensing and certificating of officers, pilots, and seamen; administration of load line requirements; promulgation and enforcement of rules for lights, signals, speed, steering, sailing, passing, anchorage, movement, and towlines of vessels, and of regulations governing the transportation of explosives and other dangerous cargoes on board vessels; regulations for outfitting and operating motorboats; inspection of equipment hazardous to those employed on vessels; licensing of motorboat operators, regulation of regattas and marine parades; and promulgation and enforcement of rules governing the gas freeing of merchant marine vessels incident to repairs and inspections.

June 1952 marked both the delivery of the S. S. *United States* and the completion of its initial annual inspection. Not only is this the largest passenger vessel ever built in this country (53,309 gross tons), but also the fastest merchant vessel in the world. Capable of carrying 2,000 passengers in peacetime and of being quickly converted to carry more than 12,000 troops in wartime, the *United States* was built to the highest modern safety standards, exceeding those of any vessel previously built. The delivery marked the completion of extensive work incident to the testing and approval of equipment especially designed for this vessel, as well as the approval of the many plans covering its construction, and the installation of electrical and mechanical equipment required by Coast Guard safety regulations.

A total of 17,281 plans and blueprints covering the construction or material alteration of merchant vessels was reviewed or acted upon. Close cooperation was maintained with the many organizations carrying on research or engaged in the development of specifications which can be applied to the design, construction, and repair of merchant vessels and their equipment. Required safety equipment for merchant vessels was examined and tested and 253 items were granted technical approval.

On November 19, 1951, Italy deposited its ratification of the 1948

Convention for the Safety of Life at Sea. As this brought the number of ratifications to fifteen, the Convention, by its terms became effective November 19, 1952.

This Convention materially affects the safety requirements for passenger vessels and cargo vessels of 500 gross tons and over, engaged in international trade. From the standpoint of direct effect on the maritime industry, action for implementation of the 1948 Convention is one of the more important accomplishments of the year. The Merchant Marine Council of the Coast Guard held public hearings and solicited cooperation and assistance of the merchant marine industry and other persons concerned or affected. Approximately 1,400 pages of material concerning the proposed regulations, which comprise a rearrangement of almost 60 percent of the present regulations, were distributed to all who had expressed an interest in the various safety subjects under consideration.

The active interest and response to requests for comments on the proposed regulations indicate that when the new regulations are finally promulgated there will exist substantial agreement between all segments of the merchant marine industry. The new arrangement of safety regulations will be published in Chapter I of Title 46, Code of Federal Regulations.

Six public hearings of the Merchant Marine Council were held regarding pilot rules, classification of inland waters and high seas in the southeastern Alaska area, classification of waters in southeastern Alaska for inspection purposes, dangerous cargo regulations, navigation regulations for the St. Mary's River in Michigan, security of vessels and waterfront facilities, marine engineering regulations, and specification for various types of safety equipment. All written and oral comments, data, and suggestions received from private enterprise and industry were considered and, where possible, were incorporated in the amendments to the regulations.

The Merchant Marine Council Committee held 22 regular meetings. Preliminary consideration was given to proposed amendments to regulations, proposed legislation affecting the merchant marine, and other matters affecting safety at sea. Panels of consultants composed of outstanding representatives from industry assisted the committee.

There were 2,879 marine casualties reported during the year, of which 2,072 received detailed investigation, 28 of the most serious by formal Marine Boards of Investigation. The nature of the remaining 807 casualties did not warrant detailed investigation. There were 312 lives lost in 86 marine casualties, including 11 lives lost in the burning of the Danish vessel *S. S. Erria* in the Columbia River.

Ten vessels of over 1,000 gross tons were lost as a result of marine casualties: The motor vessel *Southern Isles*, the barges *Umnak Island* and *Wollaston*, the *S. S. Flying Enterprise*, *S. S. Pennsylvania*, *S. S. George Walton*, *S. S. William Eaton*, *S. S. Pendleton*, *S. S. Marie H. Brown*, and *S. S. Erria*.

Certain of these mishaps led to an extensive review of the ship fracture situation. The review indicated that the record of new ships built since 1945 has been excellent. This was attributed to knowledge gained from experience, testing, and technical study. With respect to existing vessels built during World War II, the position was not so satisfactory, because many of the improvements

developed since the war could not be applied to vessels already built. It was decided that further corrective action should be taken on "T2" tankers, including an increase in the longitudinal strength of these ships. A manual suggesting satisfactory loading and ballasting procedures on tankers is now under preparation.

The following is a digest of marine inspection activities.

	Number of vessels	Gross ton- nage of vessels
Annual inspections completed ¹	6,687	22,105,202
Drydock examinations.....	6,270	27,682,582
Reinspections.....	2,524	9,228,643
Special surveys (passenger vessels).....	174	-----
Special examinations by traveling inspectors of passenger and tank vessels.....	294	-----
Miscellaneous inspections.....	16,378	-----
Undocumented vessels numbered under provisions of act of June 7, 1918 (46 USC 288) ²	393,790	-----
Violations of navigation and vessel inspection laws.....	3,797	-----
Factory inspections ³	-----	-----

¹ Includes 225 vessels, totaling 337,377 gross tons, which were conversions or new construction completed during the year.

² The total of vessels numbered is 67,745 less than that reported for the fiscal year 1951, due mostly to the removal from the records of 66,747 vessels which are exempt from the numbering requirements. This represents a net reduction of 998 vessels.

³ There were factory inspections of 703,515 items of equipment. The heavy increase in factory inspections is accounted for by (1) a considerable number of extensive boiler repair jobs ordered in the Cleveland marine inspection zone on vessels equipped with boilers which had been in service many years and (2) replenishment of stocks of boiler repair materials manufactured in the Cleveland zone but stocked elsewhere.

Merchant marine personnel.—The licensing and certifying of merchant marine personnel included the issuance of a total of 144,602 documents. Of this number, 48,551 were issued to persons who had no previous service in the merchant marine, and 950 were licenses issued to radio officers under the provisions of the act of May 12, 1948 (46 U. S. C. 229 (c)). In the interest of national defense, 7,941 individual waivers of manning requirements for merchant vessels were issued. Shipping commissioners supervised the execution of 17,650 sets of shipment and discharge shipping articles.

Merchant Marine Investigating Units in major United States ports and Merchant Marine Details in London, Antwerp, Bremerhaven, Naples, Trieste, and Piraeus continued to operate in the administration of discipline in the merchant marine. During the year a total of 8,964 investigations of cases involving negligence, incompetence, and misconduct were made. As a result, charges were preferred and hearings held on 1,134 cases by civilian examiners.

Aids to navigation

On June 30, 1952, there were maintained 37,838 aids to navigation in the navigable waters of the United States, its Territories, possessions, the Trust Territory of the Pacific Islands, and at overseas military bases. These aids consisted of many different devices, ranging from simple unlighted wooden spar buoys to light stations, lightships, and loran networks.

During the year, 929 new aids were established and 882 aids were discontinued, an increase of 47. These changes in aids to navigation were necessary because of the ever-changing natural channels and the completion of rivers and harbors improvements. At the end of the

year, 36 loran stations operated by the Coast Guard were supplying long-range navigational service to aircraft and ships. These included a new loran chain of three stations in Japan.

Ocean stations

Coast Guard ships transmitted 61,488 weather reports, made 52,080 radio contacts with aircraft, rendered assistance to 35 cases, and cruised 807,912 miles in connection with the ocean station program during the year. Ocean station vessels provided search and rescue, communications, air navigation facilities, and meteorological services in the ocean areas regularly traversed by aircraft of the United States and other cooperating governments. As of the end of the year, the Coast Guard operated five stations in the Pacific Ocean (an increase of two since 1951) and five stations in the North Atlantic Ocean. An additional North Atlantic station is maintained by the Coast Guard two-thirds of the time, with the Netherlands operating it the remaining one-third.

Bering Sea Patrol

The Bering Sea Patrol was carried out by the U. S. C. G. C. *Northwind* from June 4 to October 5, 1951. The purposes of this annual patrol are the protection of life and property; protection of the seal herds and other wild life; law enforcement and transportation of a floating court in the administration of justice; the furnishing of medical and dental assistance to natives and others in remote localities in the areas contiguous to the Bering Sea and Arctic Ocean; and the logistics support of isolated Coast Guard facilities. During the patrol the *Northwind* cruised 12,460 miles, carried 26 passengers on missions in the interest of the general public, transported 76.8 tons of freight and 184.1 tons of fuel oil for Government agencies, and rendered medical treatment to 243 persons and dental treatment to 496 persons.

International Ice Patrol

The post-season activities of the International Service for Study and Observation of Ice Conditions in the North Atlantic for 1951 consisted of an oceanographic survey by the U. S. C. G. C. *Evergreen* from July 7, 1951, to August 3, 1951, in the area northerly from the Grand Banks to Baffin Bay.

Preliminary aerial reconnaissance flights by aircraft operating from Argentia, Newfoundland, commenced on February 13, 1952. The Office of the Commander, International Ice Patrol, was established at Argentia on March 5. Aerial reconnaissance by either one or two long-range aircraft, depending upon actual ice conditions, continued until June 16 when it was determined that no seasonal ice menace existed to the recognized routes across the North Atlantic and the patrol for the 1952 season was discontinued. During three of the last four years, ice conditions have been such that a surface patrol has not been necessary. The *Evergreen* made three patrols in carrying out the program of oceanographic surveys in the region of the Grand Banks, and plans were made for a post-season oceanographic cruise to the northward.

Facilities, equipment, construction, and development

Floating units.—The larger ships in active commission at the end of the year consisted of 192 cutters of various types, 62 patrol boats, 36 lightships, 42 harbor tugs, and 10 buoy boats, an increase of 14 vessels over the previous year. During the year they cruised 3,216,617 miles, compared with 2,742,949 miles the previous year.

Included in the 192 cutters is the C. G. C. *Courier*, a 339-foot vessel equipped with radio broadcasting facilities and manned and operated by the Coast Guard to assist in carrying out the Voice of America program of the Department of State.

In addition to the larger ships there were 262 motor surfboats, 177 motor lifeboats, 1,254 miscellaneous motorboats, 1,966 non-powered craft, and 75 barges in operation.

By utilization of modern assembly line methods, one hundred 40-foot steel utility boats, newly designed by the Coast Guard, were constructed at the Coast Guard Yard. Contract designs were completed for a new 95-foot diesel-powered seagoing steel patrol cutter as a replacement unit for vessels now approaching obsolescence. Construction of the first of the new boats is scheduled at the yard late in 1952.

The keel for lightship WAL-613, to replace *Ambrose Lightship* in New York Harbor, was laid at the yard in January, with delivery scheduled for September.

The C. G. C. *Dione* (WPC-107) was reactivated at the yard for assignment to search and rescue duty in the Gulf of Mexico.

Diesel main propulsion and auxiliary power were installed in the C. G. C. *Fir* (WAGL-212). Extensive alterations were also made to the living compartments and buoy handling gear. A considerable saving in fuel and repair is expected to result from this conversion.

Shore establishments.—Shore establishments at the end of the fiscal year consisted of 12 district offices, 3 section offices, 4 inspection offices, 1 aircraft repair and supply base, 9 air stations, 11 air detachments, 151 lifeboat stations, 12 bases, 36 depots, 333 manned light stations, 60 light attendant stations, 36 loran transmitting stations, 46 marine inspection offices, 6 merchant marine details located in foreign ports, 15 radio stations, 1 academy, 1 training station, 20 recruiting stations, 1 receiving center, 5 rifle ranges, 4 ship training detachments (mobile units), 2 supply centers, 10 supply depots, and 1 shipyard. In addition to the foregoing, captain of the port offices, supplemented by port security units, were maintained in major shipping centers.

The construction of new port security facilities, including small boat berthing, was 95 percent complete on June 30. The new Gulf of Alaska Loran Chain was substantially completed and all stations were "on the air" by March. The Hawaiian Loran Chain reconstruction was completed and all stations ready for operation by June. The Philippine Chain was rehabilitated, a new station was erected at Falalop, the Cocos station was reconstructed, and work was started on rebuilding the facilities at Saipan. In the Ryukyus Chain, the stations at both Okinawa and Iwo Jima were rehabilitated.

The Coast Guard Academy Memorial Chapel at New London, Conn., was completed and dedicated. At the same location, work is

proceeding on the first unit of a new galley and mess hall building. Rehabilitation was under way at the training stations—Cape May, N. J., Groton, Conn., and Alameda, Calif. Other work in progress includes rehabilitation of loran stations at Cape Blanco, Oreg., and Point Grenville, Wash.; and construction of new industrial facilities at Base, Sault Ste. Marie, Mich.; Depot, St. Louis, Mo.; Aircraft Repair and Supply Base, Elizabeth City, N. C.; and Depot, Guam. Engineering design was started on projects for reconstruction of the loran stations at French Frigate Shoals, Hobe Sound, Fla., Point Arguello, Calif., and Point Arena, Calif.; for a new light station at Mayport, Fla., to replace a lightship; for expansion of Air Detachment facilities at Annette Island, Alaska; and for rescue coordination centers for search and rescue units on islands in the Pacific and Atlantic Oceans.

During the year the Coast Guard also repaired and maintained 20,000 fixed structures at shore units, including minor lighted aids to navigation, and 22,000 buoys. Approximately 6,800 construction and repair projects were undertaken. Of this number, 678 were major projects of which 399 were completed during the year.

Aircraft.—During the year the Coast Guard operated 113 fixed and rotary wing aircraft deployed from nine air stations and eleven air detachments. Air detachments outside the United States proper were located at Argentia, Newfoundland; San Juan, P. R.; Honolulu, T. H.; Guam, M. I.; Sangley Point, P. I.; Kodiak, Alaska; and Annette Island, Alaska.

In carrying out various duties, 10,664 sorties were flown for a total of 29,185 hours. Aircraft transported 1,469,453 pounds of supplies and equipment in logistic support of Coast Guard shore units at isolated stations in the Western Pacific Area.

Twenty new fixed and rotary wing aircraft were acquired as replacements for over-age aircraft, with attendant improvements in speed, range, and utility. Further progress in standardization and safety was realized. Helicopter rotor and transmission improvements were installed to provide longer life and structural integrity. The overhaul of specified helicopter components also was standardized and centralized to insure safer operations and longer use. The helicopter hoisting mechanism was improved and a new helicopter fuel tank installation has resulted in improved range and versatility. A procurement program for the twenty-man collapsible life raft was initiated. These life rafts will replace the current wooden airborne lifeboats and are expected to result in decided monetary savings as well as better performance.

New developments.—Electronics equipment was improved through application of the following new techniques: The automatic tracking loran receiver has been developed further so that it is now feasible to use a repeater indicator in the cockpit within direct view of the pilot. This repeater presents two lines of position so that a navigational fix is immediately available. A prototype of this equipment is now under construction and it is expected the equipment will be used during the next annual ice patrol.

A project was begun to make slave loran stations completely automatic. One loran station, which was established to provide extra coverage for the entrance to New York Harbor, has been running

completely automatically during the past fiscal year. This proved to be entirely reliable. A project was started during the year to design radar reflectors for use on Coast Guard motor lifeboats in order that shore based coastal surveillance radars might be used to direct these boats alongside distressed craft and to further direct them on a safe return passage. Preliminary tests indicate that a considerable improvement can be realized in the radar reflection characteristics of motor lifeboats. A project is under way to provide an automatic radio call device for use at mobile and fixed units where a continuous radio watch cannot be maintained. This will permit selected shore radio stations, which are designated to maintain radio guard, to establish radio communication with units so equipped at any time instead of being limited to scheduled watch periods. Field tests of this equipment are planned during the fiscal year 1953.

Other testing and development programs were focussed on methods of reducing the cost of repetitive maintenance, on improvements which could reduce the unit cost of service, and on developments in fields where the Coast Guard has basic statutory responsibility. The following activities are illustrative of these programs. The frequency of buoy painting was changed from one year to every two years and routine hauling for painting of some 2,500 wooden boats was decreased from an average of three times a year to one annual hauling for wooden bottom painting. This was made possible by the development of improved paint systems for buoys and wooden boats. Decreases in costs of small boat hull construction and maintenance possibly may result from the use of laminated glass fiber boats. Twenty such boats were designed and built so that this potential saving may be evaluated. A redesign of all standard types of buoys is in process to improve their visual and radar characteristics and at the same time decrease both the cost per unit of service rendered and the average unit cost of replacements. The work loads of the industrial activities of the Coast Guard were analyzed and work diverted or reassigned in many cases to obtain a more efficient utilization of manufacturing and repair facilities. Manufacturing and repair methods are under study with a view to simplifying designs and processes. The explosive properties of ammonium nitrate were investigated under the guidance of the National Academy of Sciences.

Ship Structure Committee.—The Secretary of the Treasury convened the Ship Structure Committee in 1946 to assist the Coast Guard in carrying out its primary responsibility for the safety of life at sea. The committee is charged with conducting a research program intended to improve the hull structures of ships. Under the Chairmanship of the Engineer in Chief, the committee is composed of members from various agencies concerned with ships; i. e., Navy Department, Maritime Administration, and the American Bureau of Shipping. The National Academy of Sciences—National Research Council contributes important technical assistance and advice. Although the committee has originated many important improvements in the field of ship structure, much remains to be learned. The need for this program was emphasized by the ship casualties which occurred during the winter gales of 1951–1952.

Personnel

Active, military, and civilian.—On 30 June 1952, the military personnel strength of the Coast Guard on active duty was 35,082 and consisted of 3,151 commissioned officers, 459 commissioned warrant officers, 357 cadets, 479 warrant officers, and 30,636 enlisted men. The foregoing represents a net increase for the year of 519 commissioned officers and 5,261 enlisted men. The authorized force of civilian employees was 2,467 salaried personnel, 3,366 wage board employees, and 595 part time lamplighters, an increase of 297 over the total authorized for 1951.

Since the expansion program requiring the recall of reserve officers began about two years ago, many reserve officers have been completing the required period of obligated service. The numbers released to inactive duty at their request are becoming more numerous each month. Continued appointment of new reserve officers and recall of others to active service will be necessary to offset this loss.

A program of postgraduate, specialized, and advanced training was afforded to selected officers to increase their value. The expanded manning program in connection with the port security and the military readiness programs necessitated the assignment of many officers to refresher and short courses in antisubmarine warfare training, damage control, explosives loading, firefighting, etc. A special course in fire prevention was set up at Illinois Institute of Technology, Chicago. Other officers were trained at the U. S. Naval Magazine, Port Chicago, Calif., and the Army Military Policy Replacement Training Center, Camp Gordon, Ga.

The Officer Candidate School was established at the Academy for indoctrination training of candidates for commissions for temporary service or extended active duty as reserve officers.

On June 6, 77 cadets were graduated from the Academy, and commissioned as ensigns. In the 1952 Nation-wide competitive examination for appointment as cadets, 487 received passing grades from among 1,425 who took the examination. From this number 225 were appointed as the Class of 1956. The 1952 summer practice cruise was made aboard the cutters *Campbell* and *Eagle*, and included visits to European ports.

On November 1, 1951, an accelerated military readiness program was authorized for the Coast Guard which provided for an increase of 5,396 enlisted men. By April 1, 1952, nearly all of the personnel were enlisted. The executive orders providing involuntary extension of enlistments were applied. Personnel whose enlistments were involuntarily extended were permitted to reduce the extended time by agreeing to enlist in the Reserve following discharge.

Of the 20,940 men who applied for enlistment in the Coast Guard, 9,126 were enlisted, 3,558 were rejected physically, 6,959 were rejected for other reasons, 626 were accepted but failed to enlist, and 671 applications were pending on June 30, 1952. A total of 8,141 recruits reported to the recruit training centers at Cape May, N. J., and Alameda, Calif., the remaining newly enlisted personnel being assigned to duty without receiving basic training.

To meet the new enlisted personnel demands of military readiness, the training station at Groton, Conn., was expanded to capacity; and increased quotas were obtained in Navy, Army, and other schools.

The average number of men in training per month was 1,579, and the total number graduated from all schools was 6,782. The Military Police, Explosive Loading, Firefighting, and Sonar Schools accounted for the greater part of this total, and six other schools for the balance.

Correspondence courses were in great demand; the Coast Guard Institute had a current enrollment in all courses of 8,825.

The Coast Guard continued its program of cooperation in the training of foreign nationals and foreign exchange students by opening the facilities of the Groton Training Station to those interested in aids to navigation, loran, and related subjects, and by arranging visits to Coast Guard Headquarters and other operational facilities. Four Cuban naval officers and representatives from Japan, Haiti, Canada, Israel, India, Okinawa, and Iraq spent varying periods of time studying and observing Coast Guard activities.

Public Health support.—On June 30, 1952, 82 U. S. Public Health Service officers were on duty, distributed as follows: 34 medical officers, 38 dental officers, 9 nurse officers, and 1 scientist officer.

Three new motorized dental units were assigned to the 5th, 7th, and 8th Districts. The units embraced the latest engineering concepts, and those for the 7th and 8th Districts were provided with air conditioning.

Second year resident medical officers were continued for duty on ocean weather stations A, B, and C. These stations were manned throughout the year. Five full time medical officers were detailed to the western area for duty on ocean weather stations S and V.

Coast Guard Reserve.—At the end of the fiscal year the strength of the Reserve had reached 10,904 distributed as follows: On extended active duty, 926 officers and 683 enlisted; on inactive duty, 2,588 officers and 6,707 enlisted.

Port security continued to be the major training program, both in number of units and personnel. By June 30, 42 Organized Reserve Training Units, Port Security, were in operation, with 268 officers and 2,849 enlisted members associated in paid drill status. This was an increase over the previous year of 7 units, 44 officers, and 857 enlisted members.

The vessel augmentation program, in which 2 experimental Organized Reserve Training Units had been established in the fiscal year 1951, was expanded to 15 units, with 76 officers and 285 enlisted men associated in paid drill status.

Inter-service aviation training was initiated on an organized basis with the Navy, and 18 officers and 4 enlisted men were assigned in paid drill status. In addition, 88 officers and 5 enlisted men were associated with Naval Reserve units in drill pay status in other types of inter-service training programs.

As more Reserve personnel were absorbed into organized training programs and others were recalled to active duty, the Volunteer Reserve Training units were reduced both in number of units and in personnel. By June 30, 31 units were operating with 360 officers and 146 enlisted members.

As the end of the fiscal year approached, however, various measures designed to stimulate expansion of the Volunteer Reserve Training units were under way. In anticipation of the establishment at some future time of organized training units in aids to navigation, the es-

establishment of volunteer units for this type of training was authorized and encouraged.

Special efforts were made to provide two weeks of active duty for training to supplement and complete the year's drill sessions for members of organized units. Training courses were set up for this purpose in five port cities to provide practical work in port security, while members of vessel augmentation units were trained aboard Coast Guard vessels. A total of 386 officers and 2,436 enlisted members received two weeks of active duty training.

Military justice.—This was the initial year of the operation of the Uniform Code of Military Justice. A total of 1,484 cases was received for processing. This figure included 34 general courts martial, 406 special courts martial, and 1,044 summary courts martial. Appellate review by the Board of Review was required in 27 general and 93 special court martial cases. In the remainder of the cases appellate review was completed either by the General Counsel or by an officer of the Coast Guard having authority to convene general courts martial. Eight Board of Review cases were appealed to the United States Court of Military Appeals, six by petition of the accused and two upon certification by the General Counsel. The Court of Military Appeals affirmed 6 cases, reversed 1, and 1 is now pending.

Administration

Achievements in improvement of general management and administration during the fiscal year were facilitated by field surveys covering major functional areas of the Coast Guard and supporting activities. On the basis of background developed by private consultants in previous years, installation and follow-up of improvements were undertaken in Merchant Marine Safety, Operations, Engineering, Personnel, and Finance and Supply. Numerous simplifications in practices and procedures have been instituted. Tightened fiscal administration requirements have been clarified through the issuance of a *Manual of Budgetary Administration* which combines policies and instructions governing budget formulation and execution in a formal financial plan tied directly to the operating program.

Fiscal management.—Shortly before the beginning of the fiscal year 1952 installation of the new accounting system was completed and an administrative reorganization was adopted at Headquarters which, among other things, placed all fiscal activities under a newly created Comptroller. The fiscal year 1952 has been a period during which both the operation of the accounting system and the organization of the entire financial administration have been improved.

The first summarized comprehensive financial report of the Coast Guard was prepared from the accounts and records maintained under the new system for the month of August 1951. This report has been issued monthly since that date. An internal audit program was developed and audits of six districts and four Headquarters units were made during the fiscal year. The internal audit program has proved to be a most important part of financial administration.

Although some administrative problems still exist relative to obtaining the desired currency of reports and the accuracy and use of accounting data for management purposes, the accounting improve-

ment program was completed in all major aspects except property accounting. It is planned to proceed with this latter task during the fiscal year 1953.

Supply program.—In the supply program, the basic framework for improved distribution and inventory control of stocks was completed with the installation of the last of the 10 district supply depots and incorporation of inventory control at the twenty industrial activities where the scope of operations warrants this control.

One result has been the bringing into controlled inventory much usable material heretofore not properly identified, and, the disposal of much unusable, obsolete, or scrap material. Another result has been improved geographic distribution of stocks. A third result is better consolidation of procurement actions.

In addition, arrangements for support by the Navy, Army, or General Services Administration have been clarified or improved in respect to all items which can be obtained from those sources.

Personnel safety program.—During the fiscal year accidental injuries to civilian employees were reduced 50 percent below those in 1951. The reduction is attributed to improved organization and the positive assignment of responsibilities for safety. It is expected that these same factors will eventually reduce military injuries and motor vehicle accidents to a corresponding degree. Fire damage during the fiscal year showed a gratifying dollar reduction.

The Coast Guard also is concentrating on off-duty injuries especially off-duty motor vehicle fatalities. A permanent motor vehicle operator's record, contained on a single sheet, was developed. It quickly furnishes any desired information concerning accidents, violations, and all operators' permits issued during the entire career of military or civilian personnel who operate Coast Guard vehicles.

Surplus property.—During the year, surplus property with an acquisition value of \$944,721 was transferred to other Government agencies and \$1,819,565 was sold or donated to educational institutions under General Services Administration regulations.

Disposal of iron and steel scrap.—All units have continued an active participation in the iron and steel scrap drive, which in 1952 resulted in the recovery of 3,875 tons of vital materials. The sum of \$135,290 was realized from the sale of this scrap.

Coast Guard Auxiliary

The Coast Guard Auxiliary ended the fiscal year with 12,804 members and 7,596 facilities. The primary activity of this volunteer nonmilitary organization, which is active in 151 communities, is the promotion of safety and efficiency in the operation of small boats.

Attainments of the Auxiliary included the examination and passing of 19,368 small boats which met the statutory requirements for equipment, the patrolling of 343 regattas, the rendering of assistance to 2,074 small boats, and the graduation of 626 nonmembers from a course of instruction in seamanship and small boat handling.

Auxiliary units in most of their localities have promoted and supported much publicity directed at safety upon the waters. These activities, coupled with examples of good practices, averted many tragedies.

Funds available, obligations, and balances

During the fiscal year 1952, the sum of \$6,300.00 was expended for mustering-out payments under the provisions of the act of February 3, 1944, as amended (38 U. S. C. 691). In settlement of unused leave, under the act of August 9, 1946 (37 U. S. C. 37), \$8,911.18 was paid to 43 claimants.

The following table shows the amounts available for the Coast Guard during 1952, and the amounts of obligations and unobligated balances.

	Funds available	Net total obligations	Unobligated balances
Operating expenses.....	\$188,781,000	\$180,900,862	\$7,880,138
Reserve training.....	1,850,000	1,706,887	143,113
Retired pay.....	16,647,000	16,442,187	204,813
Acquisition, construction, and improvements:			
Acquisition, construction, and improvements.....	22,290,204	17,896,446	4,393,758
Acquisition of vessels and shore facilities.....	43,055	-50,465	99,520
Establishing and improving aids to navigation.....	-635	-863	228
Special projects, aids to navigation.....	-1,002	-1,002	
Subtotal.....	22,331,622	17,838,116	4,493,506
Total appropriated funds.....	229,609,622	216,888,052	12,721,570
Miscellaneous funds:			
Payments, Armed Forces Leave Act of 1946 (allotment to Treasury, Coast Guard).....	-5,836	-5,836	
Coast Guard Academy, donation for chapel, Treasury Department.....	33,876	23,540	10,336
United States Coast Guard gift fund.....	100	100	
Total miscellaneous funds.....	28,140	17,804	10,336
Working funds established by advances from other Government agencies:			
Department of Defense:			
Department of the Navy.....	7,626,720	7,463,431	163,289
Department of the Army.....	-313	-313	
Federal Security Agency.....	556,200	556,200	
Department of Commerce.....	176	-55	231
Department of State.....	495,600	495,297	303
Total working funds.....	8,678,383	8,514,560	163,823
Grand total.....	238,316,145	225,420,416	12,895,729

United States Savings Bonds Division

Treasury policy of encouraging national thrift through investment in savings bonds is centered in the United States Savings Bonds Division. The 17-year experience of the savings bonds program has demonstrated that during periods of war and defense the purchase of savings bonds strengthens our economy by reinforcing our military power and helps to stabilize the economy after these emergencies are over. Savings bonds bought during the war created a financial reserve of purchasing power which enabled their holders at the end of the war to spend their current incomes freely. This freedom of spending was a factor in our avoidance of postwar recession such as has shortly followed every other major war in our history.

There are two continuing objectives of the United States Savings Bonds Division: (1) to increase the number of buyers of savings bonds; and (2) to encourage established investors to keep their maturing Series E bonds for an additional 10-year period. The magnitude of the over-all program is indicated by gross sales of savings bonds of \$3.9 billion during the fiscal year 1952 and by the volume of savings

bonds outstanding at the end of the year amounting to \$57.7 billion. (Details of sales, redemptions, and amounts outstanding, by series, will be found on pages 627 through 639.)

Automatic extension of maturing Series E bonds in 1951, and the subsequent revisions of terms of Series E bonds, the substitution of Series J and Series K bonds for Series F and Series G bonds, and the introduction of the new current income bonds, Series H, which occurred in 1952, placed upon the Division responsibility for making these revisions known to bondholders and potential bondholders. The importance of publicizing the automatic extension privilege alone is indicated by the fact that during the next five fiscal years (1953-1957) more than \$20 billion Series E bonds are scheduled to fall due under the original 10-year maturity plan.

Shortly after the defense mobilization was begun in the summer of 1950, the Division expanded its goal to increase the number of persons buying savings bonds on regular purchase plans through deductions by employers from wages and salaries. Payroll savings plan participants increased substantially between January and June 1951 and, despite the difficulties caused by the high rate of labor turnover, the number participating in the fiscal year 1952 increased still further. Substantial gains in the number of payroll savers were made in the steel, automobile, glass, and meat packing industries. Outstanding was the campaign among the employees of the aircraft manufacturing industry which resulted in adding over 115,000 new participants.

The successes of this program were due to the cooperation of top executives of certain large companies which assumed leadership, the person-to-person canvassing conducted by a number of these companies, and the assistance given the Savings Bonds staff throughout the country by the 28 outstanding industrialists comprising the National Payroll Savings Advisory Committee. As of June 30, 1952, it is estimated that 7,500,000 persons were enlisted in the payroll savings plan, compared with 5,800,000 participating on June 30, 1951.

A somewhat similar automatic savings program is that for self-employed and professional persons. In this program, designated the bond-a-month plan, the purchaser authorizes his bank to debit his checking account regularly for the price of a savings bond. The bank then issues and delivers the bonds as a free service to depositors.

New efforts were made during the year to bring more farm operators into a regular purchase program. Under the equipment reserve plan farmers buy bonds in order to accumulate cash reserves which ultimately will be used to replace worn-out mechanized farm machinery. The farmers invest in bonds each year an amount equivalent to the allowable deductions for depreciation on their mechanized equipment. Since this amounts to an average of about 10 percent of the original cost, when the machines are 10 years old there are available bond reserves amounting to the cost price, plus the interest accrued on the bonds. Farm organizations themselves originated this plan. An exact count is not feasible, but farmers participating in this regular purchase plan at the end of 1952 numbered in the thousands and were increasing rapidly.

The United States Savings Bonds Division is administered by a small headquarters staff, and has field representatives in each State, the District of Columbia, and the Territory of Hawaii. This nucleus is augmented by many thousands of volunteers who are organized

on a nation-wide basis and who serve under State and local advisory chairmen who, in turn, are aided by national advisory committees.

As a means of increasing the effectiveness of the Division, plans were made during 1952 for a systematic review of methods and operations as a basis for making continuous improvements. Extensive studies of the role of the volunteer were initiated and a program was developed to expand and improve volunteer activity.

A comprehensive reorganization of the Division took place during the year in order to clarify application of effort and to define more clearly the several areas of responsibility. In Washington, four basic units replaced the previously existing eight. The new units, each of which is supervised by an assistant director, are: Sales Operations, Program Development, Advertising and Promotion, and Administration. Four liaison officers were named to make regular visits to State offices, to gather reports of progress, and to report to headquarters the problems which must be overcome. In the field, emphasis was placed on employment of personnel equipped to handle all aspects of the savings bonds program rather than specialized phases.

At headquarters, the staff of Program Development, in collaboration with other units, is responsible for developing programs, which are then turned over to Sales Operations to put into effect. Advertising and Promotion develops programs to increase sales by use of formulas provided by Program Development, and provides technical services in graphic and dramatic form through publications, radio and television, scripts, press, motion pictures, and other media.

During the fiscal year 1952, the advertising industry and advertisers contributed nearly \$55,000,000 worth of time and space for savings bonds advertising, the greatest amount in any year since World War II. This contribution (brought about largely by the efforts of volunteers) came through allocations of the Advertising Council (a voluntary nonprofit group organized to support public service programs); national networks, local radio and television stations; national magazines; daily and weekly newspapers; business publications; farm journals; outdoor advertising; transportation advertising; and through national and local advertisers and their agencies.

United States Secret Service

The powers and duties of the United States Secret Service are defined in 18 U. S. C. 3056, as amended by Public Law 79, 82d Congress, approved July 16, 1951. Its major functions, under direction of the Secretary of the Treasury, are protection of the person of the President of the United States and members of his immediate family, of the President-elect, and of the Vice President at his request; the detection and arrest of persons committing any offenses against obligations and securities of the United States and of foreign governments; the detection and arrest of persons violating certain laws relating to the Federal Deposit Insurance Corporation, Federal land banks, joint-stock land banks, and national farm loan associations, as specified in 18 U. S. C. 3056; and the detection and arrest of any persons violating any laws of the United States directly concerning official matters administered by and under the direct control of the Treasury Department.

The Secret Service also directs activities of the White House Police

Force, which protects the Executive Mansion and grounds; and of the Uniformed Force, which protects the Treasury Building and other buildings housing Treasury Department activities, and the currency and other obligations and securities of the United States in production, storage, and transit.

Management improvement

A headquarters Management Committee was organized during the year to study ideas and suggestions for improving systems and procedures. Administrative operations of several sections were streamlined, several forms were abolished, work space was rearranged, and controls for supplies and equipment were simplified and improved.

The Secret Service completed a thorough inspection of its headquarters office, which resulted in the disposal of more than 500 cubic feet of obsolete records and made available 57 filing cabinets. This obviated the necessity of buying an equivalent number of new cabinets which would have cost nearly \$5,000. Through destruction or other disposal of files and records on its continuing records retirement program, in the field offices, the Secret Service disposed of an additional 450 cubic feet of records occupying 281 square feet of floor space.

Inspections of Secret Service field offices under the regional inspection system established the previous year were completed, and many recommendations for increased efficiency were made and adopted.

A formal training agreement was drafted by the Management Committee after conferences with representatives of the Personnel Division, to provide for systematic promotions to positions as special agents for male clerks of the Secret Service and also for qualified members of the Uniformed Force. It is expected that the agreement, if approved, will provide an incentive for young clerical employees and guards, and will establish a clear-cut promotion policy for such personnel.

Preliminary plans were completed for the specialized training of Secret Service special agents as a supplement to existing Treasury training schools. Inauguration of a proposed 4-week course awaits preparation of the final draft of the curriculum and the selection of competent instructors. A special training course for the White House Police is also in preparation. This course will deal with various phases of security techniques, crowd control, and protection of persons and property. A practical outdoor pistol course was planned and inaugurated for the training of Secret Service agents, White House Police, and members of the Uniformed Force. Members of these three units were also given special training in first aid and in combating atomic, biological, and chemical warfare.

A compilation of various court decisions and opinions of the General Counsel of the Treasury Department and of the Attorney General, bearing directly upon matters of interest to the Secret Service, was begun and will be issued to investigative personnel for study.

A proposal to raise the numerical limitation of the White House Police Force from 133 to 170 was enacted into law (Public Law 418, 82d Cong., approved June 28, 1952).

At the suggestion of the House Appropriations Committee, the Secret Service cooperated with the General Counsel of the Treasury Department in drafting a proposed law to provide for payment of \$10,000 to the beneficiary of a Federal law-enforcement officer killed

in the performance of his duty as the result of a personal injury inflicted by another. Action on the draft is pending.

In expanding its crime prevention program, the Secret Service distributed a new revised edition of the "Know Your Money" booklet and completed and distributed to field offices new framed displays of genuine and counterfeit bills, to be shown in banks and other business institutions. A new 16 millimeter educational motion picture, "The Secret Service Story," produced in November 1951, without cost to the Government, shows how to detect counterfeit money and combat the forgery of Government checks, and how the Secret Service protects the President of the United States. This film is shown to civic groups and in high schools.

Protective and security activities

Upon completion of the renovation of the White House, after the President and his family moved from Blair House into the Executive Mansion, protection by the White House Police and Secret Service agents at Blair House was discontinued. Beginning April 22, the White House was opened to the public daily except Sunday and Monday, and the White House Police were required to supervise and control crowds of visitors averaging from 6,000 to 8,000 a day.

The U. S. Supreme Court refused to review the case of Oscar Collazo, Puerto Rican Nationalist who was wounded November 1, 1950, when he and an accomplice shot down White House Police officers at the Blair House in an abortive attempt to assassinate President Truman. August 1, 1952, was the date set for Collazo's execution, but the President commuted the sentence to life imprisonment.

The Uniformed Force of the Secret Service safeguarded more than \$500 billion of currency, stamps, bonds, and other obligations and securities in transit, production, and storage.

Enforcement activities

The arrests of four Chicago counterfeiters in February halted the widespread circulation of counterfeit \$10 and \$20 bills in major cities of the country and paved the way for more intense investigations of forged Government checks. The Chicago case was climaxed by the purchase of \$100,000 in counterfeit bills by an undercover agent. As of June 30, all four principals were awaiting prosecution.

Although counterfeiting took a downward trend as the result of these arrests, the public lost \$374,002.15 in counterfeit bills and \$5,859.84 in counterfeit coins passed on unsuspecting merchants and cashiers. In addition, the Secret Service captured \$393,802.25 in counterfeit bills and \$266.70 in counterfeit coins before they could be circulated, and arrested 279 persons for violating the counterfeiting laws. Agents seized 9 plants responsible for the manufacture of 17 issues of counterfeit bills.

In one case in Buffalo, N. Y., the Secret Service discharged its responsibility for protecting the currency of other countries. In April about 30 counterfeit \$10 Canadian notes were passed in Buffalo. The culprit was arrested on April 21 and admitted passing about 30 similar notes and using the proceeds to buy illicit narcotics for himself and his friends. He was sentenced to serve 2½ years in a Federal penitentiary.

The following table summarizes seizures of counterfeit money during the fiscal years 1951 and 1952.

Counterfeit money seized—fiscal years 1951 and 1952

	1951	1952	Increase, or decrease (—)	Percentage increase, or decrease (—)
Counterfeit and altered notes seized:				
After being circulated.....	\$512,987.53	\$374,002.15	—\$138,985.38	—27.1
Before being circulated.....	917,943.95	393,802.25	—524,141.70	—57.1
Total.....	1,430,931.48	767,804.40	—663,127.08	—46.3
Counterfeit coins seized:				
After being circulated.....	8,200.15	5,859.84	—2,340.31	—28.5
Before being circulated.....	305.20	266.70	—38.50	—12.6
Total.....	8,505.35	6,126.54	—2,378.81	—28.0
Grand total.....	1,439,436.83	773,930.94	—665,505.89	—46.2

*Number of investigations of criminal and noncriminal activities
fiscal years 1951 and 1952*

	1951	1952	Increase, or decrease (—)	Percentage increase, or decrease (—)
Criminal cases:				
Making or passing:				
Counterfeit notes.....	948	860	—88	—9.3
Counterfeit coins.....	78	67	—11	—14.1
Altered obligations.....	231	310	79	34.2
Forgery of Government checks.....	38,102	30,091	—8,011	—21.0
Stolen or forged bonds.....	6,569	4,900	—1,669	—25.4
Protective research cases.....	3,422	2,831	—591	—17.3
Miscellaneous.....	368	393	25	6.8
Total.....	49,718	39,452	—10,266	—20.6
Noncriminal.....	2,361	3,012	651	27.6
Grand total.....	52,079	42,464	—9,615	—18.5

The forgery and fraudulent negotiation of Government checks continued to be more than a two-million-dollar racket. The Secret Service had on hand 9,009 forged checks and received 28,586 forged checks for investigation during 1952. Of these, 30,091 forged check cases involving \$2,385,750.50 were investigated. Special agents arrested 2,144 persons for check forgery and developed several unusual cases.

In Washington, D. C., for example, coincidence trapped a narcotic addict when he stole and forged a check payable to a woman. He remembered that he had an acquaintance with the same surname as the payee, and he asked him to cash the check. The check happened to belong to the mother of the acquaintance, and her son took it away from the forger and delivered it to the rightful owner. The forger was arrested by Secret Service agents and confessed that he stole the check to get money to buy illicit drugs. He was sent to the U. S. Public Health Service hospital at Lexington, Ky., to undergo treatment for his addiction. His motive for forgery followed a growing pattern among other drug addicts.

In New York City two men who had progressed from the use of marihuana to addiction to heroin were arrested as check forgers. Drugs cost each of them \$70 a day, and to satisfy their craving they stole more than 250 checks before they were arrested and sentenced to 3 years each.

Testing his theory that three can live as cheaply as one, a man in

Brooklyn, N. Y., married two women, established a home for each, and divided his time between them. He spent 4 days a week with one wife, 3 days with the other, posing as a traveling salesman whose work kept him away from home part time. Actually his only "business" was stealing and forging Government checks, using the proceeds to maintain his two homes. When arrested by Secret Service agents he said he had come to the conclusion that "two wives are just too many for one man to support."

Forgeries of stolen savings bonds added to the enforcement burden of the Secret Service, which had on hand 2,425 forged bonds and received 4,227 more for investigation. Of these, 4,900 cases were closed representing \$379,208.85. There were 105 persons arrested for bond forgery.

In addition to counterfeiters and forgers, the Secret Service arrested 159 persons for other crimes, making a total of 2,687 persons arrested. There were 2,422 convictions, representing 98.0 percent of convictions in cases that went to trial.

Prison sentences totaled 2,884 years and additional sentences of 2,538 years were suspended or probated. Fines in criminal cases prosecuted totaled \$23,734.02.

Cases of all types received for investigation, including counterfeiting and forgery cases, aggregated 39,884, and although 42,464 cases were completed during the year, there were 9,952 cases still awaiting investigation as of June 30.

The following tables constitute a statistical summary of Secret Service investigations, arrests, and dispositions for the fiscal years 1951 and 1952.

Number of arrests and cases disposed of, fiscal years 1951 and 1952

	1951	1952	Increase, or decrease (—)	Percentage increase, or decrease (—)
Arrests for:				
Making or passing:				
Counterfeit notes.....	276	188	-88	-31.9
Counterfeit coins.....	31	17	-14	-45.2
Altered obligations.....	44	74	30	68.2
Forgery of Government checks.....	2,174	2,144	-30	-1.4
Violation of Gold Reserve Act.....	9	13	4	44.4
Stolen or forged bonds.....	114	105	-9	-7.9
Protective research cases.....	85	74	-11	-12.9
False claim cases.....	19	43	24	126.3
Miscellaneous.....	20	29	9	45.0
Total.....	2,772	2,687	-85	-3.1
Cases disposed of:				
Convictions in connection with:				
Counterfeit notes.....	183	187	4	2.2
Counterfeit coins.....	25	21	-4	-16.0
Altered obligations.....	43	58	15	34.9
Forgery of Government checks.....	2,031	1,963	-68	-3.3
Violation of Gold Reserve Act.....	8	7	-1	-12.5
Violation of Farm Loan Act.....	1	1	0	-100.0
Stolen or forged bonds.....	108	90	-18	-16.7
Protective research cases.....	79	72	-7	-8.9
False claim cases.....	8	3	-5	-62.5
Miscellaneous.....	21	21	0	0.0
Total.....	2,507	2,422	-85	-3.4
Acquittals.....	30	49	19	63.3
Dismissed, not indicted, or died before trial.....	264	214	-50	-18.9
Total cases disposed of.....	2,801	2,685	-116	-4.1

EXHIBITS

Summary of Treasury Activities Since June 25, 1946

Exhibit 1.—Appendixes A through D

APPENDIX A. MANAGEMENT OF THE PUBLIC DEBT

In the *Annual Report of the Secretary of the Treasury for the Fiscal Year 1951*, there appears as exhibit 22 the reply by the Secretary of the Treasury to the inquiries by the Subcommittee on General Credit Control and Debt Management of the Joint Committee on the Economic Report. Included in the answers to Questions 17 and 18, beginning on page 247 of the 1951 report, is a description of the issues involved in the policy discussions between the Treasury and the Federal Reserve System from the end of World War II until the accord announced by these agencies on March 4, 1951, and a description of the nature of that accord. There is set forth below a continuation of the discussion in the 1951 report to bring the material included therein forward so as to cover the period through December 31, 1952.

DEBT MANAGEMENT—MARCH 4, 1951, TO DECEMBER 31, 1952

The period following the announcement of the accord between the Treasury and the Federal Reserve was devoted primarily to the working out of the matters which had been under intensive discussion between the two agencies prior to March 4, 1951.

There was, first, the matter of long-term bonds overhanging the market and being offered for sale daily in large amounts by insurance companies, savings banks, and other long-term investors. Some \$13½ billion of long-term bonds were removed from the marketable supply through the Treasury's offer to exchange a 2½ percent Investment Series bond for the two longest-term marketable restricted 2½ percent bonds outstanding. Pressure on prices in the long-term area continued, nevertheless, and prices started to decline shortly after the accord announcement, when official support was withdrawn from the market. By May 15, 1951, prices (on a bid basis) of the longest-term Treasury bond had dropped to 96½%. Prices fluctuated within a 4 point range, thereafter, going as low as 95½% and as high as 98½% during the balance of 1951 and as low as 95½% and as high as 99½% during 1952.

The exchange offering and the downward price movement of long-term bonds slowed down the liquidation of securities by long-term investors, but did not immediately terminate such transactions in their entirety. Life insurance companies, for example, sold \$1½ billion of restricted long-term 2½'s between April 1, 1951, and May 31, 1952, to secure funds to meet their mortgage and corporate bond commitments, even though prices were substantially below par. Selling from this source, however, dried up beginning in June 1952, although the companies did not actively enter the market on the buying side.

Treasury analyses throughout the period indicated that as long as the defense program required a large volume of new plant and equipment and as long as veterans were encouraged by favorable terms to acquire new housing, long-term investors as a group were likely to be on the selling side of the Government security market, or, at any rate, would not be vigorous purchasers of Government securities. There were some particular members of the group, however—including some pension funds and eleemosynary institutions—who were buying limited amounts of Government securities in counteraction to the general trend. To satisfy their needs and to test the extent of the long-term market, the Treasury reoffered the nonmarketable 2½ percent bonds on May 19, 1952, on a part cash, part exchange basis. The response to this offering was limited, with cash subscriptions from private investors totaling \$318 million.

The exchange offering, the downward price movements of long-term bonds, and the increased yields on shorter-term securities, were coupled during a part of the period with (1) a voluntary credit restraint program, (2) the intensive use of selective controls, and (3) the allocation of critical materials. These factors together served to affect the attitude of lenders; but there is some doubt as to the extent to which they were successful in actually restraining credit expansion.

The fact is that credit appeared to be available in reasonable quantities to most borrowers throughout the period, although at rates of interest somewhat higher than had prevailed previously. Commercial bank loans to private borrowers (including investments in private securities) increased by \$9½ billion (from the end of March 1951 to October 29, 1952) and it is estimated that the net increase in private loans and investments of life insurance companies, mutual savings banks, and savings and loan associations totaled \$18½ billion from the end of March 1951 to December 31, 1952.

The second major matter that had to be worked out after the announcement of the accord between the Treasury and the Federal Reserve concerned the refunding of the large volume of short-term securities callable or maturing during the ensuing months. The refunding of maturing issues was accomplished successfully—but at a level of interest rates substantially higher than had existed prior to March 1951. All securities maturing between April 1951 and December 1952 (except one small bond issue) were refunded into short-term securities (certificates and notes) bearing coupons from 1½ percent to 2½ percent and terms to maturity from 9½ to 14 months, as the Treasury adjusted its offerings to the easing and tightening of the market within the framework of the Federal Reserve discount rate of 1½ percent.

A number of taxable 2 percent and 2½ percent bonds became callable during the period. All opportunities to call them were passed over, however, in view of the fact that the new market level made it impossible to refund these securities at a significant saving in interest.

The third matter relating to the public debt that had to be worked out during the period between March 1951 and December 1952 was the raising of new funds by the Treasury to finance the defense mobilization program. The volume involved did not turn out to be as large as originally expected because the defense program expanded more slowly than called for by the early schedules. The Treasury confined the major portion of its new money offerings to short- and medium-term obligations; since, as indicated above, there was no significant volume of long-term funds available. During the third quarter of 1951 and in the second quarter of 1952, new money in the aggregate amount of \$3½ billion was raised through increases in the regular weekly offerings of Treasury bills. In the fall of 1951, two series of new tax anticipation bills were offered in an aggregate amount of \$2½ billion. These were designed as a medium for the investment of funds accrued by corporations to meet the concentration of tax payments on March 15 and June 15 of each year. In June 1952, some \$4 billion was raised through the offering of an intermediate-term bond. This was acquired primarily by nonbank investors on original subscription, but substantial bank participation developed during the secondary distribution in the market. Finally, in the last quarter of 1952, the Treasury again offered two series of tax anticipation bills, totaling \$4½ billion. This offering sufficiently replenished the Treasury's cash balance to obviate any need to raise additional new money before the spring of 1953.

Other public debt management operations during the period included a number of measures designed to readjust yields on nonmarketable issues to the new levels of interest rates in the market. In May 1951, the yields on Treasury savings notes were adjusted to put them in line with the yields of short-term marketable securities. In May 1952, the yields of savings bonds were raised, both for the intermediate periods prior to maturity and for the entire period to maturity. In the case of the E bond, the yield was also improved if the bond was held for an additional period after the original maturity. A new H bond was added to the savings bond series to provide a current income option to persons buying savings bonds in denominations of \$500 or higher.

APPENDIX B. REPORT TO THE TAXPAYERS ON IMPROVEMENTS AND REORGANIZATION OF THE BUREAU OF INTERNAL REVENUE SINCE JUNE 1946. (DISTRIBUTED WITH PRESS RELEASE IN SEPTEMBER 1952.)

FOREWORD

If the taxpayer is to understand what his government is doing, he must be informed. One of the responsibilities of the government is to inform him.

The story that is told in these pages is one that few citizens could know if it were not made available by those who possess the facts. The story to my mind is an

important and unusual chapter in the history of one of our most vital agencies, the Bureau of Internal Revenue.

It is a remarkable story of determined progress toward improvements. As is frequently true when travelling a long road through developing and expanding territory, we came upon one bad spot. It was found, unfortunately, that there were some employees who could not resist temptation and fell into irregularities. These have been firmly and courageously eliminated. While this bad spot slowed the way momentarily, the real story represents a period of persistent and successful effort to overcome extraordinary difficulties and to shape a service that fully merits public confidence.

My associates in the Treasury and I are proud to have had a part in these achievements. They could not have been brought about, however, without the tireless and unstinting efforts of the Commissioner of Internal Revenue and the great body of associated workers in the Bureau itself; or without the alert interest and assistance of Congress and its committees concerned with internal revenue affairs: The Senate Committee on Government Operations, the House Committee on Expenditures in the Executive Departments, the House Committee on Ways and Means, the Senate and House Appropriations Committees, the Senate Finance Committee, the Joint Committee on Internal Revenue Taxation, the King Subcommittee on Administration of Internal Revenue Laws of the House Ways and Means Committee, and the Kefauver Special Senate Committee to Investigate Organized Crime in Interstate Commerce. Finally, this progress would not have been possible without the wholehearted and unflagging encouragement and backing of President Truman.

I am sure the taxpayer will find this story one well worth his interest and his reading. The success of the efforts that have been made to provide the citizen with a sound internal revenue system will depend in considerable part on his understanding of what has been done and what is being done to give him the best possible service.

JOHN W. SNYDER,
Secretary of the Treasury.

A MEMORANDUM TO THE TAXPAYER FROM THE TAX COLLECTOR¹

The average American taxpayer doesn't enjoy paying taxes. Nevertheless, he pays them willingly and conscientiously, as his duty and his privilege in a free democracy.

It is one of the great strengths of this Nation and a tribute to the faith and loyalty of its citizens that relatively few American taxpayers have to have the tax collector knock on their door to get their taxes. The great majority of taxpayers pay their taxes voluntarily and pay them in full, as the law prescribes, with no more demand than a notice of when they are due.

When he pays out a sizable part of his earnings for the support of his government, the taxpayer expects, as a matter of course, that the collection of his taxes will be handled fairly, efficiently, and honestly.

This is a memorandum to the taxpayer to report to him on the kind of job that his tax collector has been doing in handling the dollars entrusted to him each year.

This is not just a routine report. It is made because of many important and far-reaching changes that have taken place over the past six years in the Federal tax collecting system.

It is a story that can't be told in a headline, like the accounts of wrongdoing by a relatively few of the revenue personnel about which the taxpayer has read and heard. This is a story of unusual service and performance, in the face of great difficulty, by the great mass of "right doers" in the revenue service, whose records have withstood the most searching scrutiny. It is an account of changes that have been wrought in the last six years to transform the revenue agency from a prewar organization, whose basic structure was fashioned during the Civil War, to a modern, efficiently controlled business operation capable of discharging the greatly magnified responsibilities placed on it during World War II.

Many of these changes have affected the taxpayer directly. All of them affect him indirectly. They involve his money and his government. Therefore, they are his business.

¹ Certain data used in the original text of this document have been revised herein to reflect final figures for the fiscal year 1952.

SOMETHING ABOUT THE TAX COLLECTING JOB

Like all the principal fiscal responsibilities of the Government, the collection of Federal taxes is a function of the Department of the Treasury. All domestic revenues are collected through the Bureau of Internal Revenue, which is the world's biggest banking business.

The duties of the Bureau of Internal Revenue involve much more than receiving and processing the annual tax return and tax estimate that the average individual files each year.

They include also the handling of tax returns from proprietorships and corporations, excess profits taxes, the tax represented by the stamps on cigarettes and liquor, the Federal tax paid in the store on jewelry, toiletries, and other items, taxes on the gains of gamblers; taxes on theater admissions, telephone service, telegrams; taxes on inheritances and gifts; and taxes on safety deposit boxes, train, air, and bus tickets, slot machines, marihuana, adulterated butter, oil transported in pipelines.

To go on, the Bureau collects social security and unemployment taxes, railroad retirement taxes, and taxes withheld from wages on account of individual income taxes.

It does more than just collect and record these taxes. It also checks them as to accuracy and investigates a large number of them in detail.

It makes refunds on overpayments running into billions, and similarly collects billions in taxes not originally reported, either through error or for purposes of evasion. It investigates cases of evasion and recommends criminal or civil action where appropriate.

Just to add a few more things, the Bureau also issues permits for distillers and manufacturers of firearms, registers manufacturers of renovated butter, supervises and controls the bonding of whisky, and regulates the manufacture and use of liquor bottles.

This still doesn't cover everything that the Bureau does, nor describe the difficulties of many of these operations. But it will serve to show the complexity and broad scope of the Bureau's problems.

THE SIZE OF THE BUREAU'S JOB

Something of the size of the Bureau's job can be given in a few broad facts:

In the fiscal year ending June 30, 1952, the Bureau collected more than \$65 billion in taxes, received nearly 90 million tax returns and handled over 100,000,000 other related information documents.

It audited and investigated 4,055,000 returns, and as a result asserted additional taxes of nearly \$2 billion more than had been reported as due.

It investigated 3,872 cases of suspected fraud, and recommended prosecution in 1,247 cases, about 34 percent of which were in the "gambler and racketeer" classification. During the year, on the basis of the Bureau's evidence and testimony, 1,063 indictments, some still awaiting trial, and 563 convictions and pleas of guilty or nolo contendere were obtained in criminal tax fraud cases by the Department of Justice.

These responsibilities were carried out with a force of some 57,000 people. The cost of collecting the taxpayer's dollar was held to less than half a cent—42/100 of a cent in fiscal year 1952, to be exact. That is one of the lowest costs on record since the inauguration of the modern income tax which began with the ratification of the 16th Amendment to the Constitution in 1913. It is less than half of the cost per dollar during the twenties.

Even so, the Bureau has not been able to do all that needs doing. Because first things must come first, work must be concentrated on the basic job of mass collections and the more pressing special jobs, such as racketeering and major evasion. Consequently, much by way of revenue due the Government annually but not reported goes by the board for lack of funds to provide sufficient manpower to audit, investigate, and enforce collections on all the returns involving understatements. For the same reason, the Bureau is unable to refund much that has been overpaid. To the extent, however, that returns can be examined, the Bureau voluntarily makes refunds of unintentional overpayments as readily as it asserts added taxes in the case of underpayments.

THE NATURE OF THE BUREAU'S JOB

The collection of taxes involves an especially personal and intimate relationship between the citizen and his government. Paying taxes and voting represent the two functions that the average citizen regularly performs personally and directly, rather than through representative means, in the exercise of the privileges and obligations of citizenship.

The tax collector is equally the trustee of the taxpayer and the government. He must see that each citizen pays his full taxes as required by law. He must also see that no taxpayer is favored or discriminated against, or is overcharged, if he can prevent it.

The tax collector also is the confidante of the citizen, in that he is entrusted not only with the taxes paid, but also with detailed facts about the citizen's personal and private financial affairs which are disclosed in the tax return.

The Congress has determined by law that this confidence must be respected. The public disclosure of tax-return information, except under specified conditions, is prohibited by law as being an unwarranted invasion of the citizen's privacy and as possibly endangering the willingness of the citizen to make full disclosure of his affairs, on which our voluntary system of self-assessment and payment is based.

This required secrecy on tax returns sometimes results in public misunderstanding as to the Bureau's willingness to make full public disclosure of tax cases which have become matters of controversy. Responsible review of any tax case is, however, provided. Three congressional committees may on request examine any tax return. A congressional committee staff regularly reviews all refunds of more than \$200,000, and these records are open to the public. All tax cases brought before the United States Court of Tax Appeals or any other court, and all prosecutions for fraud become public records. The President may also, by Executive order, authorize public disclosure of tax returns, and has, in fact, recently empowered the Secretary of the Treasury, at the latter's request, to release information on cases where tax debts are compromised in accordance with ability to pay, if this appears to serve the public interest.

A compromise of tax debts also is not always understood. The power to accept a compromise offer is vested by law in the Commissioner of Internal Revenue.

A compromise usually involves a case where there is no dispute as to the amount the taxpayer owes. The Government settles for a lesser amount if that is all that the Government can collect because the taxpayer has nothing more with which to pay. These may be persons gone bankrupt, widows whose inheritance has been only a tax debt, others who have suffered sharp business losses.

The cases the public is most likely to hear about are the relatively few which involve large tax amounts. By far the largest number of cases compromised or removed from the collection records are those of small taxpayers. No field agent or lower official can write off a tax debt on his own authority. All compromise cases must be reviewed and approved at several levels, with final approval at the top administrative level.

The public attention given to large tax cases also sometimes leads to the impression that large taxpayers are treated more leniently than small ones. This is not true. The large taxpayer is, in fact, given more thorough and careful attention. The taxpayer reporting an income of \$25,000 or more is sure to have his tax report audited and examined at least every two years. The taxpayer with earnings under \$5,000 will rarely hear from the tax collector unless he has claimed an exemption to which he is not entitled. Examination has shown that 7 out of 10 of the \$25,000 and over returns are likely to be in error, but errors, except for exemption claims, are rare among those reporting less than \$5,000.

The Government also concentrates its heaviest enforcement artillery on the potential cases of fraud and tax evasion, including gamblers and racketeers. Thirty-four percent of the cases recommended for prosecution in fiscal 1952 were in the gambler and racketeer category.

These are some of the things about the nature of tax collecting with which the average taxpayer is often not familiar. They are, nevertheless, matters which concern him because they involve not only the proper and effective conduct of the Government's business, but also, in the case of taxes, his own personal affairs and interest.

WAR STRAINS BROUGHT TAX STRAINS

The foregoing portrays in brief the Bureau's operations in 1952. The same story could not have been told six years earlier.

Present performance did not just happen. The taxpayer may be aware of some changes and improvements affecting him directly that have taken place since the end of the war in the collection of his taxes. He probably knows little or nothing of the critical problems in tax administration brought on by the war or of the things that have been done since the war to solve them. This report is to tell him something of those problems and how they have been met.

No taxpayer needs to be reminded that one of the costs of World War II was higher taxes. Even though his earnings also increased, higher taxes created problems for him.

They also created serious problems for his tax collector. During the war years these are some of the things that happened to the Bureau of Internal Revenue and its operations:

Within a few years the Bureau grew from a \$5 billion to more than a \$40 billion business. Its collection job was multiplied eight times in dollar volume from 1940 to 1946.

Its customers quadrupled, from nearly 20 million to more than 80 million, in tax returns filed during the same period.

Its work force, however, expanded only two and a half times, from 22,000 to near its present 57,000 level.

These magnified tasks had to be met with a prewar machinery that was neither designed nor equipped to handle them. They were aggravated by many new and complex taxes imposed and superimposed during the war—excise taxes (taxes on things), income taxes, victory taxes, excess profits taxes—and by major changes in the methods of tax collecting, notably the withholding tax. While in the long run adding greatly to convenience and effectiveness of tax paying and tax collection, this new pay-as-you-go tax system called for basic changes in tax collection administration that had to be made in the mid-stream of war.

Fundamentally the collection job was transformed into that of collecting a broad-based mass tax. The former job was concerned with taxpayers with fairly substantial incomes who generally kept records, utilized the services of accountants, maintained bank accounts, and possessed a general knowledge of tax requirements. Practically overnight this tax was extended to the millions of modest income people whose records were scanty, who were untrained in tax requirements, often had no bank accounts, and changed jobs frequently. New and difficult problems were thus forced upon the people of the Bureau.

The Bureau's difficulties during the war years were further increased by the severe shortage of manpower and mechanical equipment and the necessity for rapid training of new personnel when it could get them.

The Bureau met these tasks as many another emergency had to be met in those times. It pinpointed its limited facilities, putting them to work in areas where enforcement was needed most. The increasing tax revenues were kept flowing to help pay the cost of the Nation's successful fight to defend itself and the world against conquest and enslavement.

But the Bureau emerged from the war much the worse for wear, and with a still gigantic job ahead of it.

Individual tax returns were being received twice as fast as they could be handled.

The backlog of individual returns continually mounted.

The investigation of corporate and profits taxes had fallen nearly two years behind.

It was taking twelve months or more to make refunds to taxpayers who had overpaid their taxes, particularly through the withholding tax.

Furthermore, as taxes increased, the temptation among many taxpayers to avoid and evade these higher taxes and the danger of fraud also increased. Wartime tax evasion by black market operators added another difficult area of enforcement. On this front, the Bureau could spare only limited manpower from its most essential functions to obtain better enforcement and collection. The best that could be done with the limited manpower was to spot those most troublesome areas and concentrate upon them.

War's end brought some initial relief by increasing the availability of manpower as servicemen were demobilized. Personnel was added particularly to expand enforcement activities to collect more of the taxes due by ferreting out evasion and prosecuting fraud.

But a great deal more than added personnel was needed. A thorough, drastic, and far-reaching revision of the whole tax collecting mechanism was essential to catch up with the past and to keep up with the future of a world-power economy.

with its expanding population and production and with a large part of the huge war bill still to be paid.

SIX YEARS OF RECONVERSION AND MODERNIZATION

While the war was on, neither time nor manpower permitted the large-scale overhauling that was needed in the organization and methods of the Bureau of Internal Revenue to meet its multiplied responsibilities.

With the war strains over but with the postwar strains still ahead, the new Secretary of the Treasury, John W. Snyder, launched a concerted program to overhaul, streamline, and modernize the whole tax collection system.

The program was started in October 1946, when Secretary Snyder called to Washington all the key revenue officials to plan and initiate this transformation of a near-century-old organization.

The October meeting was the first of a continuing series of moves and actions through the ensuing months and years that began to take form in major changes and innumerable lesser improvements in the Bureau's methods and administration.

Officially this was labelled the "Management Improvement Program." In every day terms, it meant cutting red tape, speeding up operations, cutting down overhead, streamlining administration, replacing obsolete methods with modern ones, getting more done with the same manpower and money, making both tax paying and tax collecting simpler.

It was not just an overnight job. The unremitting job of catching up and keeping up with the heavy workload of tax collections had to go on, as incomes and the volume of returns increased. The plant could not be closed down for repairs, or for new models, or for retooling and replanning the assembly lines.

Furthermore, much of what had to be done was trail-blazing. History and experience just didn't provide any precedents or foreknowledge on the best ways to collect \$65 billion from some 90-odd million taxpayers. Consequently, many major changes were first tried out on a "pilot" basis. After sufficient experience and adjustment, they were extended to general use if they worked, discarded if they didn't.

A SUMMARY OF RESULTS

Here, in broad terms, is what the Bureau of Internal Revenue accomplished under this six-year program of efficiency, economy, and modernization: Measured up to its new \$65 billion responsibilities; caught up with the war backlog; assumed new duties, such as the wagering tax, new social security taxes, and launched an all-out drive on racketeer tax evaders; handled more work at less cost; and thereby expanded enforcement efforts with a resulting increase, for a single year, of \$800 million in unreported and unpaid taxes—about three times the entire annual cost of operating the Bureau.

A more detailed accounting of the program's results is given later in this section.

The Bureau has not as yet, however, been able fully to realize all its goals, including more complete audit and examination of income tax returns which, if manpower permitted, would produce substantial amounts of additional revenue.

STRATEGY OF THE IMPROVEMENT PROGRAM

Bringing experience and management skill from every source, inside and outside the Government, from the lowest level field worker to the most skilled management experts in the country, to bear on the up-dating of the Bureau's organization and operations—this was the strategy of the campaign to solve the war-born problem of increased tax collection.

The grass roots had to be tapped, the Secretary felt, to make the program really effective and to reach the people in the field down to the last of the clerks who handle the multitudinous tasks connected with notices, returns, queries of millions of taxpayers.

A work simplification program was initiated at the grass roots level to provide training and instruction down to the lowest supervisory level in simplifying and organizing work operations efficiently. Some 2,200 improvements in operations and procedures resulted.

Employee incentive awards were established, with cash awards offered to employees at all levels who produced ideas or suggestions that paid off.

At the top levels, major changes were shaped, on the basis of recommendations of the Bureau's key officials, and as a result of top-level studies.

A special committee on administration was set up by the Revenue Commissioner, and later, at the Secretary's direction, a management staff was established as part of the Commissioner's office.

A management committee was also established by the Secretary in the Treasury Department to serve as a consulting group for improved management throughout the Department, including the Bureau of Internal Revenue. Later the Secretary created a Special Committee to Direct the Management Studies of the Bureau of Internal Revenue, composed of well-qualified people from both inside and outside the Government, and headed by an experienced businessman and former Under Secretary of the Treasury, A. L. M. Wiggins.

The Congress also took an active interest in the improvement of the Bureau's operations. The House Committee on Appropriations made a number of recommendations, and the Advisory Group to the Joint Committee on Internal Revenue Taxation also submitted a series of recommendations. Virtually all of these recommendations were adopted.

One of the outstanding management firms in the country, Cresap, McCormick, and Paget, was engaged in September 1948, to make a comprehensive analysis of organization and procedures in the collectors' offices with recommendations for improvement. When this study was completed, the firm was engaged to do a similar study on the organization of the Bureau itself.

WHAT THE PROGRAM DID

To give a better idea of what this meant, here are some of the things that were done.

Aiding the taxpayer.—Much of what goes on in the collection of taxes is of no direct concern to the taxpayer—unless it goes wrong. But some of it does affect him directly and the taxpayer plays an important part in making tax collecting more efficient and less costly. The easier it is for the taxpayer to file, the easier becomes the job of the tax office.

When the taxpayer makes an error, it means work and expense in the tax office, as well as added work and possible inconvenience and annoyance to the taxpayer.

Most taxpayers today, when they think back, know how greatly the standard tax forms have been simplified. For most wage earners, the income tax return can now be made out in a few minutes.

Four out of five taxpayers who use the long form, 1040, take the standard deduction rather than attempting to itemize all the possible deductible items, from depreciation on a rented room to interest on the mortgage. That saves his time and it saves the collector's time and the Government's money. Most of these forms are now checked and verified electronically.

From 15 to 20 million taxpayers with earnings of less than \$5,000 merely fill in certain data on Form 1040A, send it in with the withholding form provided by the employer, and the tax office computes the tax. This is done by remarkable electronic machines that can compute a return in 1/70th of a second. If the taxpayer has overpaid his tax, he receives a refund; if he has underpaid, he is billed for the balance.

Some other aids with which the taxpayer is now familiar and which he accepts as a normal service are these: The simple and understandable instructions he now receives with his tax notice, telling him not only what income is taxable but also what he doesn't have to pay on; the booklet, *Your Federal Income Tax*, one of the Government's most widely read documents, giving a comprehensive account of income tax matters in man-in-the-street language and sold through the Superintendent of Documents for 25 cents; and the punch-card notices the taxpayer now receives that enable the tax offices to handle notices and payments mechanically.

All of these developments are outgrowths of the efforts and ideas to simplify and modernize tax collections. The results are better service to the taxpayer and more efficient and economical performance by the tax collector.

Modernized methods.—To anyone who would go through a large tax collection office today and compare it with several years ago, probably the most striking visible change would be in the modern devices and equipment that have replaced much of the hand-handling of the past. This change, though well advanced, is still going on.

When the war expansion in revenue workload came, it was obvious that mechanization was the answer to many workload problems. But that couldn't be achieved during the war.

One of the primary objectives of the management improvement program has been to convert manual operations to labor-saving and mechanical methods as rapidly and as extensively as was feasible. Today much of that progress has been achieved through the electronic and mechanical marvels of the modern business world.

Electronic computers, punch-card recording machines, electric typewriters, high-speed posting machines, mechanical validators for tax stamps, devices in distilleries that automatically measure the volume of alcoholic beverages and record the tax—all of these and others have been developed, tried out, and installed as rapidly as possible to multiply the output of the Revenue Bureau's manpower.

Refunds on overpayments to some 30 million taxpayers as a result of the withholding tax, which run annually close to two billion dollars, have been speeded up through modern methods to the point where most of them are now mailed out in approximately a month after the March 15 closing date for tax returns. During the war, when the withholding tax was initiated, as much as twelve months was required for refunds. This speed-up of refunds is not only a welcome service to the taxpayer who usually wants to recover his excess payments as soon as possible, but it also represents a significant savings to the Government in interest payments that would otherwise have to be made on these sums.

Such interest payments have been cut by \$3 million in a single year through the speed-up of these refunds.

A standardized mailing system has been instituted in tax offices to effect a \$500,000 savings annually.

A new flat-package mailing system for income tax forms has been tried out successfully and will be instituted generally at a savings of \$350,000 per year.

Space-saving has been another economy goal. One of the first steps taken was to convert the voluminous files and records of the revenue establishment to microfilm, saving acres of file cabinets and storage space. Initial savings ran to more than a million dollars, and an estimated \$100,000 annually is being saved through microfilming as new files and records must be added.

Red tape cutting.—Simplifying administrative procedures, reducing the volume of forms, reports, and copies, is a continuous necessity in any large organization to streamline operations and save waste motion and manpower. During the past six years such red tape cutting has been a major point of attack in improving the Bureau's operations.

Some examples:

A detailed review was made of relationships between the field offices and Washington. Where some centralization was desirable in making effective use of modern mechanized and mass servicing operations, decentralization of functions increased efficiency and economy in matters that could otherwise be adequately handled at the field level.

The flow of reports, forms, copies, and actions that came in from the field to Washington was examined to determine if "this trip is necessary." For many things, it was and is necessary. For many it was found to serve no useful purpose. Routine actions and functions were left with the field offices, and many lesser decisions and determinations delegated to them.

The result was to speed up operations and to cut down greatly the volume of reports, copies, duplicate reviews and approvals, and file records.

Combining reports for withholding tax and social security tax on a single form saved \$250,000 a year.

Consolidating administrative operations has been another important means of increasing efficiency and reducing the number of forms and reports and the overhead.

The administration of alcoholic beverage and of tobacco taxes has been consolidated into a single unit, permitting better enforcement coverage of the alcohol and tobacco industries.

Since the same field agents handle and investigate both income and estate and gift taxes, the administration of estate and gift taxes was combined with the income tax administration, permitting consolidation of reports and instructions.

Modern cost accounting systems were set up in the collector's office to make it possible to relate staff size more accurately to the actual work requirements.

Top-side administration was also tightened by consolidating all operating functions into one group and all technical functions into another group, with each group reporting to a single Assistant Commissioner.

A separate Inspection Service was established reporting directly to the Commissioner on the performance and conduct of Bureau offices and employees.

What the employees did.—One of the most significant and useful contributions in improving the Bureau's operations was that made by the rank and file of the employees. On January 14, 1947, the Secretary of the Treasury set up a Department Committee on Employee Awards, and invited all employees to send in their ideas and suggestions for improved operations. Cash incentive awards were made to employees whose ideas paid off in economies.

The Commissioner invited employees from all levels of the Internal Revenue Service to participate. The service responded.

They sent in 15,065 recommendations of how the work could be done faster, better, and cheaper. Of these, 2,285 were adopted. The result was an estimated savings of \$664,000 annually to the Government.

Many of the suggestions appeared trivial on their face—an unneeded copy or superfluous form eliminated, or a simpler method of indexing some records. But when applied throughout the service, they added up. One man who made a suggestion that he felt was hardly worth the time and notice of Washington, was amazed to receive a cash award of \$375 for his proposal. It had been adopted with a resulting annual saving to the Government of \$37,500.

The idea involved in this suggestion provided for the discontinuance of the stamping or imprinting of the Internal Revenue Collection District on withholding receipts, Forms W-2, at the time they are detached from the income tax returns. The elimination of this operation saved 28,040 man-hours which were released for other purposes.

The highest award paid to date was \$725. This suggestion involved an improvement in the business schedule of the income tax return, Form 1040, relating to "cost of goods withdrawn for personal use." In addition to bringing in substantial additional revenue, the change has decreased administrative costs through follow-up investigations to an extent estimated at approximately \$161,500 annually.

Other suggestions.—Examples of other suggestions are: Devices helpful to telephone operators in handling calls on frequently requested and often busy numbers; elimination of unnecessary markings on tax returns; improved methods of standardization, sampling, manufacturing, and testing of various types of distilled and fermented beverages; revision of interoffice forms and records to reduce typing; addressographing addresses on cover of pamphlets to avoid use of envelopes; methods for speeding up lines of waiting taxpayers; and development of a method for the detection and estimation of heroin in the presence of other alkaloids.

ADDING UP THE BENEFITS

Some of the money savings resulting from specific measures have already been mentioned. But they are merely examples of the full benefits that are disclosed in some of the over-all results of the Bureau's operations.

Here are some of the results:

With only a 3 percent increase in personnel over the six years, the Bureau of Internal Revenue has absorbed a 13 percent increase in income tax returns, a 144 percent increase in those over \$10,000—those requiring more work and individual attention—and a 61 percent increase in corporate income tax returns, as well as catching up on the wartime backlog. Expanding population, increased earnings, and business expansion have continued to add to the Bureau's workload during the postwar period.

But that is not all.

Additional tax assessments and collections on unpaid taxes—money the Government would not otherwise have collected—were nearly \$800,000,000, or 55 percent, greater in 1952 than in 1946.

This resulted from diverting more manpower from the processing of tax returns, which must be done but produces no additional revenue, to the examining and investigating of tax returns which failed to report the full taxes owing to the Government. For every dollar spent in this field, the Government has collected on an average an additional \$20. Manpower savings through streamlining and modernization of mass handling of returns has made this increased collection effort possible.

An audit control program was instituted to identify the types of programs that held greatest promise of "pay dirt"—those most likely to be incorrect or understated—and efforts were concentrated most heavily on these returns. Intensive studies have been made to analyze the nature and extent of enforcement and

management problems in different tax categories in order to focus effort on the most productive areas and avoid wasted effort.

In addition, issuance of warrants to collect taxes reported but not paid increased to a total of about \$400 million, about twice the amount six years before.

Investigations and prosecutions of tax frauds were also stepped up through the release of more manpower as part of the drive to collect more taxes due the Government. In fiscal year 1952 suspected fraud cases investigated were increased 20 percent over the previous year, criminal prosecutions recommended jumped 105 percent, and convictions and pleas of guilty or nolo contendere obtained through the Department of Justice were about 75 percent greater. Claims for additional taxes and penalties involved in the cases investigated by the Bureau special agents totaled more than \$250 million.

The stepped-up activity in fraud investigations resulted in considerable part from increased efforts undertaken at the Secretary of the Treasury's direction to investigate racketeering-type cases, following the Kefauver Committee disclosures. Special racket squads, involving 2,300 top enforcement officers, were organized under John B. Dunlap, who shortly thereafter became Commissioner. Thirty-four percent of the cases recommended for prosecution in fiscal 1952 were in the gambler or racketeer category.

In addition, the Bureau for the first time had the job of initiating and enforcing the new wagering tax enacted by the Congress.

Both the racket squad drive and the wagering tax enforcement, however, have impeded other operations. Since no funds were provided by the Congress for either of these activities, they have had to be carried on at the expense of other functions. Necessarily, the diversion of these forces to these new and special duties removes them from the work force available for the regular audit of tax returns and limits the recovery through these channels accordingly.

This is the six year story of the efforts of the Treasury Department and the Bureau of Internal Revenue to revamp, modernize, and overhaul the Nation's tax collecting system. Seldom has any large government operation undergone so intensive and complete scrutiny and change or been so extensively transformed in so short a time. The program is not completed even now—indeed, it may never end, for improvement measures will have to go on as conditions change. The effect and the dividends of the improvements thus far made are also only partially realized. Much of the benefit and savings is still to come in future years.

THE BUREAU GETS REORGANIZED

In view of the changes wrought under the improvement program, a "reorganization" of the Bureau of Internal Revenue on top of all that was done may seem superfluous.

Efforts to improve the Bureau's management and operations, however, made evident a need for something more fundamental. Functions could be improved within limits, but some of them could not be changed because the Bureau's basic legal structure did not permit it.

The Bureau had developed over the years on a framework originally established during the Civil War, when the first income tax was imposed. (The Supreme Court later ruled the income tax unconstitutional and it was necessary to amend the Constitution before the present-day income tax could be levied.) In 1862 the first collector's offices were set up for the purpose of gaining acceptance and cooperation of the taxpayers and forwarding the tax collections to Washington.

The number of collector's offices increased to 64, with responsibility chiefly for collecting the various types of taxes. Meanwhile, the policy, enforcement, and administration of the various major types of taxes were carried on by separate units in Washington and the field, with the Commissioner as the only common point of administrative control. The revenue operation was handled through some 200 different offices throughout the country. This made for diverse and scattered administrative direction and difficulty for the taxpayer who had to deal with different offices on different problems.

The collectors, moreover, were political appointees, not career civil servants, and their tenure was of uncertain duration.

Modernization and improved management and direction were limited by this kind of organizational framework, which no longer fitted the times. The business of revenue administration had become a complex and special field where merit, training, and experience, protected by secure tenure, were essential.

Out of the management studies and surveys, a plan was developed to reorganize the Bureau along modern lines. These proposals were embodied in Reorganization Plan No. 1 for 1952 which President Truman sent to the Congress on January 14, 1952. It became effective two months later with congressional assent, and was to be put into effect by December 1 of the same year.

WHAT THE REORGANIZATION PROVIDED

Here is what the Reorganization Plan did:

It eliminated the political appointment of collectors and brought all Bureau personnel, except the Commissioner, under civil service appointment and the merit system.

It established not more than 25 district offices to be headed by a District Commissioner. These offices were to have full administrative responsibility for all internal revenue activities within a designated area, regardless of function or kind of tax. The District Commissioner was to report directly to Washington.

It abolished the collector's offices and in their stead established not more than 70 local area offices under the direction and supervision of the district offices, with a Director of Internal Revenue in charge of each. These are the offices with which the taxpayer will deal on virtually all revenue matters, whether it is to pay a tax or to appeal a ruling. It is the intention, in time, to have all these functions, now physically scattered, brought together under one roof.

The act provided for three Assistant Commissioners in Washington, one for operations, one for technical rulings and decisions, one for the Inspection Service.

WHAT THE REORGANIZATION ACCOMPLISHED

Here are some of the things that this reorganization will mean in terms of improved service to the public and the taxpayer:

It will provide a one-stop service for the taxpayer to take up any revenue matter without leaving his State.

It will make possible the development of a strong corps of trained and experienced tax administrators available to serve where they are needed, by making them all a part of the career service, by giving them continuity of tenure on the basis of their merits, and by permitting key officials to be moved from one area to another as needed, whereas in the past collectors were required to be residents of the areas they served.

It will streamline administration and make for tighter control and more efficient direction by providing for the Directors' field offices to be supervised by the District Commissioners' offices, which in turn will report directly to Washington.

It will permit the extension of many improvements by permitting consolidation of more mass operations in the district offices, the delegation of more operating functions to the taxpayer level, and the extension of modern mechanized operations which could not previously be economically applied in offices serving less populated areas and having smaller workloads.

The act also maintains the recently created Inspection Service, through which the Commissioner and the Secretary of the Treasury will have a direct line of supervision and information on the performance of offices and the conduct of personnel independent of administrative and operating channels, and will be better able to maintain high standards of service and behavior throughout the country.

Full development of the benefits of the new organization will require time, but the fundamental steps have now been taken.

THE INTERNAL REVENUE SERVICE

Without the steady flow of revenue from the people, government would cease to function. A strain on the revenue system is in effect a strain on the heart of government. A breakdown in its functions affects all functions.

That is why extraordinary measures were called for and taken to regenerate the Bureau's operations after the strains of war. That, too, is why unusual and special safeguards have been instituted to assure among revenue service personnel a high level of competence, complete integrity, and freedom from personal interests that may conflict with public responsibility.

Better supervision, closer surveillance, and improved training of personnel were among the needs brought out by the program to improve the Bureau's service and to repair the effects of the strains of war. For these strains had had their effect on the people as well as on the operations.

A PROGRAM TO IMPROVE PERSONNEL

Here are measures that have been taken to root out failures in the service and insure and safeguard high standard performance and conduct in the future:

Long-standing policies of the Bureau have called for thorough character checks and statements on financial worth and interests by persons appointed to positions of trust; the bonding of all employees handling public funds; investigation of any reports of improper activities by employees; and a periodic check of office operations.

These measures have been augmented and strengthened by other actions designed to eliminate any who are unworthy and to assure that only persons of integrity and competence are admitted to and retained in the service.

Some 32,000 Internal Revenue employees holding positions of trust are now required periodically to fill out detailed financial questionnaires, and to disclose any outside interests that might bear on their Bureau employment.

Income tax returns of all enforcement and other key personnel in the service have been audited as a check on their sources of outside income.

The Inspection Service has been established as a separate division to investigate and check on the performance and conduct of employees, and to keep the Commissioner and the Secretary of the Treasury apprised of personnel activities and problems at all levels independently of operating and administrative channels.

At the request of Internal Revenue Commissioner John B. Dunlap, the Civil Service Commission has set higher minimum standards for appointment of enforcement officers.

An improved training program for Bureau personnel has been set up.

The Secretary of the Treasury and the Commissioner of Internal Revenue have amplified and reemphasized basic rules laid down for the conduct of employees. They include prohibition against accepting gifts, fees, or favors from taxpayers or attorneys involved in matters before the Bureau; and avoidance of outside activities or interests that may be in conflict with their employment by the Bureau or the Federal Government.

The elimination of political appointments and the coverage of all employees and staff under the merit system have further strengthened these procedures and the control and direction of employees' performance and conduct.

THE WAYWARD ELIMINATED

These measures to protect the full integrity of the Internal Revenue Service were strengthened when it was discovered that some employees had failed in their public responsibilities. Separations for cause in fiscal year 1952 resulting from investigations instituted over a much longer period are given in the following table:

Number of separations during the fiscal year 1952

Cause of separation	Number of separations July 1, 1951-June 30, 1952
Acceptance of gratuities, bribes, etc.....	53
Embezzlement involving U. S. Government funds or property.....	24
Failure of employee to pay proper tax.....	21
Falsification or distortion of Government reports, records, etc.....	5
Total.....	103

In addition to the above separations, 71 employees in 1952 were separated for miscellaneous reasons involving such matters as personal misconduct, failure to properly discharge duties, infractions of the rules and regulations, etc. (Total number of employees in the Bureau of Internal Revenue July 1, 1951: 57,557.)

When the first irregularities began to be uncovered, considerably before they were brought to congressional and public attention, Secretary of the Treasury Snyder personally instructed the Commissioner of Internal Revenue to get to the bottom of every evidence or report of misconduct. Full investigations were ordered in all instances of alleged wrongdoing, and a sweeping review of personnel was instituted by the Commissioner with the Secretary's full support.

Investigation showed that the great body of workers in the Revenue Service had shouldered the added burdens ably and without deviation from sound principles of public service. They had responded vigorously to their leadership to increase their output, improve their efficiency, and adjust to new methods and demands.

This was not true of all. Some were unequal to handling their greater tasks and responsibilities. Others succumbed to temptations for personal gain. More vigorous measures to stamp out and prevent wrongdoing were added to the task of reconstructing the Bureau's operating machinery, while the job of collecting the Nation's taxes went on without interruption.

The situation was summed up by Commissioner John B. Dunlap in these words: "While our main attention was focused on solutions of our management problems brought on by the vast wartime increase in our tax system, some of the men charged with the responsibility for proper administration of our Internal Revenue Service proved too little or too weak for their heavy public trust."

With few exceptions, those who proved too little or too weak were discovered and investigated by the Bureau itself, and action was taken, ranging from dismissal to criminal prosecution, as soon as the facts could be established.

Congressional committees, particularly the King Subcommittee of the House Committee on Ways and Means, also undertook investigation under their special powers, with the full cooperation of the Bureau and the Secretary of the Treasury. Every personnel file of the Bureau since 1945 was made available to the Committee along with the cooperation of the Bureau's agents. Referring to the Bureau's assistance, Chairman King of the House Subcommittee said:

"One of the most satisfactory experiences I have had in the course of our work has been to have the cooperative and able assistance of special agents and revenue agents. Some of the Committee's most difficult investigations could not have been carried out as successfully as they were without the persevering and skilled help we received."

Weeding out wrongdoers was only half the job. Strengthening the controls, supervision, and training of personnel to protect against future laxness and assure high performance standards were equally essential. Additional measures were instituted to maintain in all offices and personnel the honesty and integrity that generally characterizes the Bureau's employees. Full integrity in the service has to go along with modern efficiency.

STEPS TO HIGHER STANDARDS

In brief, this is the story of what the Bureau and the Department of the Treasury have done to bring the quality of the Revenue Service personnel to the same high standards that have been set for the efficiency of its operations:

1. Thorough investigation has eliminated those shown to be unequal to present-day tasks or unworthy of public trust and has firmly established the integrity of the great body of Revenue Service employees;
2. Action has been successfully taken to recover or prevent any known financial loss to the Government resulting from wrongdoing in the service. The taxpayer's dollar has been thoroughly protected;
3. Political appointments have been eliminated, and all personnel below the Commissioner have been brought under the merit system; and
4. Through reorganization and special safeguards, closer supervision and direct control of performance and conduct have been instituted, and training systems have been undertaken to better equip revenue workers to fulfill their duties and obligations as public servants.

WHAT LIES AHEAD

The proper functioning of any organization, public or private, depends fundamentally on the quality and effort of the people who man it and, particularly in a large operation, the opportunity given these people, through effective organization, methods, and administrative direction and supervision, to apply their efforts successfully to their functions.

The six-year effort of the Department of the Treasury and the Bureau of Internal Revenue has been directed toward developing the type of organization and machinery that will most efficiently meet the newly enlarged and complex responsibilities of collecting the Nation's taxes and toward assuring a service of competent workers and leaders to carry out these responsibilities.

The Bureau's ability to do the full job, however, by increasing its examining and enforcement activities so that all taxpayers are assessed the full taxes they legally owe the Government and no taxpayer is overcharged on his tax bill, still depends on sufficient personnel to expand these operations. Even with the high level of efficiency achieved, enforcement staff has not yet equaled the full measure of needed enforcement work. Adequate funds for this purpose remain a necessity for a fully adequate tax collecting job.

The management improvement program and the Reorganization Plan have, nevertheless, largely accomplished the administrative and operating changes that were necessary. The personnel was for the most part already available, but its effectiveness and quality have been strengthened both by the administrative improvements and by the protections and assurances that have been provided for quality service and performance. These have included the full establishment of career service, based on the merit system and the reward and promotion of those who earn it, the elimination of wrongdoers in high or low places, greater safeguards against failures in public responsibility, and the enlistment of the efforts of the whole body of workers in the continued improvement and maintenance of the tax collecting operation.

Much of this accomplishment is in effect and producing results, while some of it promises its major returns in future years. The Bureau of Internal Revenue is, however, already a rejuvenated and strong organization, and the imperfections that resulted from the strains of wartime expansion have either been remedied or are being progressively overcome.

Commissioner John B. Dunlap, himself a career revenue employee, who helped fashion the reorganization plan and is now putting it into effect, and who carried out the final clean-up of wrongdoers after his appointment in 1951, has this to say of his confidence in the Bureau's future:

"I believe that the vast majority of our people are just as fully devoted to their duty as any employees you could find in any business. It's a shame that those who have gone wrong have blackened the reputation of those who are trying to do an excellent job.

"I feel that the Internal Revenue Bureau is in a healthy condition. I will never lose faith in the people in the Internal Revenue Service."

Secretary of the Treasury John W. Snyder, when he launched the improvement program of the Bureau three months after he took office in 1946, had told its officials at that time:

"You are urged to make a continuous effort to simplify procedures, streamline operations, obtain a higher degree of efficiency, improve the effective utilization of personnel, and to eliminate work and expenditures which are not essential to good administrative practice and sound fiscal policy."

In August 1952, with the establishment of the new headquarters organization in Washington under the Reorganization Plan, Secretary Snyder was able to say:

"This plan marks the culmination of long and earnest efforts to remold the Revenue Service into a modernized agency, better able to discharge its tremendous task of administering the revenue system of our country . . . As the changes in the Bureau's operating machinery are implemented, we are assured of increased efficiency, high integrity, and equitable, impartial administration of the internal revenue statutes . . . I know every employee of the Bureau from top to bottom will respond wholeheartedly and that with the completion of the reorganization and the revitalizing of the Revenue Service, we will have the soundest revenue-collecting agency in history, manned by capable and trustworthy men and women.

"The American people are entitled to a Federal Revenue Service of top efficiency, of unquestioned integrity, and of maximum operating economy. We are confident that today the Bureau is providing this type of service."

CHRONOLOGY OF ACTIONS TAKEN TO IMPROVE ADMINISTRATION IN THE BUREAU OF INTERNAL REVENUE

October 7-9, 1946: Conference of collectors and internal revenue agents in Washington. The conference, called by the Secretary, stirred interest in better

management in the Bureau of Internal Revenue and resulted in the submission of a number of plans for improving the operations of the Internal Revenue Service. Many of these ideas and suggestions were adopted in 1947 and 1948 after study and experiments showed they were worth while.

October 31, 1946: The Secretary addressed a letter to all Bureau chiefs urging the streamlining of operations and other administrative improvements.

November 15, 1946: Special Committee on Administration in Bureau of Internal Revenue appointed. This committee appraised the ideas and suggestions submitted by key officials at the October conference and immediately afterward. Its final report was submitted in August 1947. Over 100 of the ideas or plans were adopted and placed in effect in the past 5 years. Some of these were: (a) micro-filming of records, commencing in 1947; (b) revision of internal forms, from 1946 to date; (c) new sorting and filing methods for processing returns; (d) reduction of interest payments through improved procedures in scheduling refunds; (e) change in tolerance used in computing taxes on form W-2, to simplify adjustments between the taxpayer and the Government; and (f) use of pre-assembled forms where practicable to increase productivity and improve service.

Other projects begun in 1947 which resulted in improvements in operations included:

The microfilming program, to preserve permanent records but save space and equipment required for records storage. This is now one of the standard practices of the Bureau of Internal Revenue and over \$100,000 per year which would otherwise be required for file cabinets and storage space is now saved. The value of file cabinets and floor space released by this program to date is over \$1,300,000.

Improvements were worked out in the scheduling of payments for refund, accelerating the process sufficiently to save over \$3,000,000 in interest charges during one year by getting refunds to taxpayers more promptly.

The procedure for paying alcohol taxes by bottlers was simplified. Instead of the proprietor having to submit bottling tank forms to the storekeeper-gauger for verification, then to a deputy collector with the remittance, then the receipted form back to the storekeeper-gauger for release of the spirits for bottling, the new procedure eliminates all of the delay. The proprietor may now purchase stamps in advance, attach the exact value to the bottling tank form, and present the form with attached stamps to the storekeeper-gauger who releases the spirits to be bottled.

The use of transfer stamps on all containers of industrial alcohol transferred in bond from one bonded warehouse to another was eliminated as investigation revealed there was sufficient protection to the revenue without them.

January 14, 1947: Letter to Bureau heads announced the appointment of a Treasury Department Committee on Employee Awards. The committee was organized in January and began planning for a program. The regulations and instructions were issued in June and the formal announcement to employees inviting them to participate by submitting suggestions was made on July 30. Since that time Bureau of Internal Revenue employees have submitted over 14,500 suggestions. Of these 2,170 have been adopted and 1,876 cash awards made. Estimated first-year's savings total \$663,900. This is still a very vital and active program, 24 suggestions were adopted last month. Most of these improvements are small, an improvement in form, or the elimination of an unnecessary step in a procedure, but when an organization is handling forms by the millions, 50,000,000 income tax returns and 40,000,000 other tax returns per year, these small savings in time and work are enormously multiplied in some cases.

March 25, 1947: Letter to Bureau heads urging again their accelerated efforts toward improvements to reduce expenditures.

June 1947: Inauguration of work simplification program. The program was begun with a "pilot" installation in the collector's office in St. Paul, Minn. The program might be called the grass-roots approach to management improvement, as it starts with the lowest level of management, the first-line supervisor, and trains him to apply simple techniques of management analysis. Within 5 years it has resulted in the installation of more than 2,200 improvements, and an active interest in better management among the lowest supervisory levels of the internal revenue service.

November 1, 1947: A Wage and Excise Tax Division was formed in collectors' offices by combining the Miscellaneous and Employment Tax Divisions and the Withholding Tax Subdivision of the Income Tax Division. This permitted the

consolidation of certain forms and records and the performance of a better coordinated service to taxpayers.

February 1948: Report by the House Committee on Appropriations. This committee report made a number of recommendations for improving the operations of the Bureau of Internal Revenue.

February 20, 1948: The Secretary instructed the Commissioner to augment the Commissioner's staff to have the function of broad-scale management.

March 23, 1948: Organizational meeting of the Treasury Department Management Committee was held. This committee was established to act as a consulting organization for improving management throughout the Department.

April 22, 1948: The Commissioner's management staff was established by the Commissioner's order. The management staff has as a primary objective the improvement of management in the Bureau of Internal Revenue. It has taken a position of leadership in management activities since that time.

April 1948: Report of the Advisory Group to the Joint Committee on Internal Revenue Taxation was released. This report made a number of recommendations, among them:

- (a) The establishment of a management staff in the Commissioner's office.
- (b) The decentralization of all routine work to the field offices leaving Washington a supervisory and management headquarters.
- (c) The extension of the use of depository receipts.
- (d) Improvements in tax return forms.
- (e) The use of modern sampling techniques to measure the adequacy of enforcement methods and the volume of tax evasion.
- (f) The employment of outside management specialists to study the organization and operations of the Bureau of Internal Revenue.

All of these recommendations were accepted and became objectives, for installation as rapidly as possible.

July 2, 1948: By Order No. S-784, the Secretary established a Committee to Direct the Management Studies of the Bureau of Internal Revenue. Hon. A. L. M. Wiggins was named chairman. This committee brought together a group of highly qualified men, from both inside and outside of Government, and focused their attention on the management problems of the Bureau of Internal Revenue for purposes of discussion and analysis. It has been most helpful in its advice to the Commissioner of Internal Revenue and in expediting improvements.

September 1948: Congress authorized the employment of a firm of management consultants to make a comprehensive survey in the Bureau of Internal Revenue.

September 30, 1948: The services of Cresap, McCormick, and Paget were obtained to analyze the organization and procedures of the collector's offices. Their recommendations were received in 1949.

There were also numerous other developments during 1948 which improved the organization and operations of the Bureau of Internal Revenue, such as—

Successful experiments were conducted in the collector's office in Cleveland on the use of punch-card tabulating equipment for computing tax liability on W-2 returns.

Orders were issued for the retention of excise tax returns in the collectors' offices instead of being forwarded to Washington. This eliminated a duplicate copy which had been retained in the collector's office, and, also, the handling of original returns in the Washington office.

Photocopying was introduced in many offices to reduce the typing workload and relieve the shortage of typists and stenographers.

Your Federal Income Tax booklet was rewritten in nontechnical language and became a best seller.

The instructions to taxpayers enclosed with their income tax return forms were clarified so the taxpayer would know not only what he should report but what he had a legal right to omit or deduct.

The new form 1040A was introduced to simplify computation of tax liability by collectors and insure better compliance with income tax law requirements.

Authority to approve routine personnel actions was decentralized to field officials.

Authority was decentralized to the collectors to approve special refunds of social security taxes.

Estate and Gift Tax Division transferred from Miscellaneous Tax Unit to Income Tax Unit, providing closer linking of field and headquarters' offices as all field examinations of estate and gift tax returns were performed in the field by revenue agents.

The surveying, classifying, and storing of 2,500,000 individual income tax returns, previously performed in Washington, were transferred to the field.

January 29, 1949: Final report of management consulting firm on study of collectors' offices received. It was a comprehensive and detailed document with many plans and recommendations for improvement in the organization and operations of the Bureau of Internal Revenue.

February 1949: The same firm, Cresap, McCormick, and Paget, was engaged to study the organization of the Bureau of Internal Revenue (previous study was on collectors' offices).

Spring 1949: Punch-card tabulating equipment was extended to seven additional collection districts from original installation in Cleveland. In 1948, equipment had been used only for 1040A income tax returns, and in 1949, the experiments were extended to 1040 income tax returns, 1040 ES returns, and related documents.

Summer 1949: Tests were made as recommended in report of the management consulting firm.

1. Use of electric typewriters, continuous forms, dual roller platens, as posting machines for processing individual income tax returns.

2. Discontinuing of separate accounts to record: (a) collection of accrued penalties and interest; (b) collections obtained after abatement of assessments as uncollectible; (c) excess collection of income and withholding taxes.

3. Use of new and simplified scheme for block numbering of returns to reduce typing and proofreading.

4. Use of validating machines and bank-proofing machines for processing and control of remittances; also adaptation of cash-register machines to validate special tax stamps.

5. Simplified procedure for control and disposition of unclassified collections.

6. Use of high-speed posting machines with direct subtraction using continuous carbon-interleaved forms for preparing accounting records.

August 1949: Report of management consulting firm Cresap, McCormick, and Paget, on organization of the Bureau of Internal Revenue was received. It included a number of recommendations for organizational and procedural changes.

November 14, 1949: Division of responsibilities between two assistant commissioners. The Commissioner of Internal Revenue issued an order defining the authority and responsibility of the two Assistant Commissioners. One was given supervision over the technical functions of the Bureau of Internal Revenue and the other was given supervision over the operating activities of the Bureau. This provided a logical division of the organization responsibilities and provided more adequate assistance to the Commissioner.

Fall 1949: The Processing Division was given the task of inserting and mailing income tax forms and instructions for several collectors' offices. By the fall of 1951 this was extended to 37 collectors' offices. Economies were achieved with mass-production methods impossible with the job being done in 64 collectors' offices where skilled tax-collecting personnel were directed to this nontechnical task.

December 16, 1949: Collectors were delegated authority to make refunds under \$10,000. This results in collectors processing about 100,000 overassessments per year instead of their being sent into the Washington office for review and scheduling.

Many other management improvements were made in 1949. Some of the more important ones are:

The audit control program was placed in operation. This involved the sample selection of individual income tax returns for field investigation to determine the compliance of taxpayers and the direction of investigative efforts to the best advantage.

New procedures were adopted for processing information documents. These were directed at accelerating the processing, saving time, and obtaining better utilization of the documents in auditing returns.

Post audit review work was redesigned to cover the results of audit of individual income tax returns by collectors and to stress uniformity in field application of the tax laws and regulations.

Collectors were delegated full authority to assert delinquency penalties for late filing of all types of returns.

Collectors were delegated responsibility for the handling of all requests for certified copies of individual income tax returns, and also for the transcript service for the States in respect to such returns.

January 1, 1950: Federal Insurance Contributions Act and income tax with-

held combined in one form. This saves work for the taxpayer and saves Bureau of Internal Revenue about \$250,000 per year in costs of processing these returns. Also, this permitted extension of the depository receipt system to Federal Insurance Contributions Act taxes.

January-April: Electronic computers were used with punch-card tabulating equipment for calculating tax liability on income tax returns.

Spring 1950: Agreements were made with 5 States for cooperation in the investigation of income tax returns of residents of those States. (Wisconsin, North Carolina, Kentucky, Montana, and Colorado.)

September 1, 1950: Bulk gauging tanks were installed in internal revenue bonded warehouses, which saved considerable time of storekeeper-gaugers. Loss allowance schedule was eliminated in connection with remission claims filed by warehousemen of distilled spirits. This reduces the workload for both Government and taxpayer. Eliminated tax payment of distilled spirits prior to bottling in bond and arranged for payment when cases are removed from bond. This simplified tax payment procedure and eliminated delay in releasing cases from bond. Eliminating reporting of wine gallons as well as proof gallons and tax gallons. This simplified reporting, and reduced work of storekeeper-gaugers and audit clerks. Delegated to district supervisors the authority to approve qualified documents for alcohol production plants. This reduced departmental workload and costs.

October 30, 1950: Discontinued preparation of separate reports of concurrent examination of income tax returns covering 2 years or more, which saved costs equivalent to salaries of revenue agents and typists.

Numerous other improvements were made during the course of the year. These included the following: Eliminated certain nonproductive arithmetic verification procedures. Numerous minor delegations of authority were issued, such as the authority to collectors, acting collectors, and deputy collectors to sign various forms and documents for the Commissioner. These delegations simplified procedures and expedited action.

January 1951: Operational cost system installed in collectors' offices. Provided data for businesslike cost control in collectors' offices. This facilitates operations analysis and makes it possible to staff offices on the basis of workload.

January-April: New Office of Budget and Finance was created. The first three of Bureau of Internal Revenue's regional finance offices were established to provide better and more economical fiscal service.

July 1, 1951: Uniform stock-control system was adopted to provide for better control of stock issues, inventories, and requisitions for replacement. Decentralized stationery procurement was effected to simplify procurement of those items. New system of administrative control over budget and expenditures was adopted covering obligations and expenditures in the offices of those collectors who handle their own accounting. New system of appropriation accounting was also placed in effect to simplify appropriation expense accounts.

September 1951: Report of survey of management improvement facilities of the Bureau of Internal Revenue completed by committee appointed by the Secretary and the Commissioner.

October 1951: Internal Revenue Inspection Service established. This will provide effective inspection of field offices for both efficiency and integrity.

November 14, 1951: Tobacco tax functions transferred from Excise Tax Division to new Alcohol and Tobacco Tax Division. This consolidates field inspection and enforcement activities in one staff for both kinds of taxes.

November 2, 1951: The Income Tax Unit was reorganized to reduce the number of primary organizational units from 13 to 5 eliminating 113 positions.

During the year several other changes to improve the operations of the Bureau of Internal Revenue were also made. These included: Decentralized to collectors the audit of Form 940, annual return of employer of more than eight persons under the Federal Unemployment Tax Act (formerly handled by Employment Tax Division in Washington). This expedited the process by having collectors deal directly with the State unemployment compensation agencies. Installed new method of processing monthly returns of manufacturers of tobacco products and annual accounts of dealers in leaf tobacco, which eliminated clerical work. Allowed revenue agents to authorize payment of claims up to \$3,000 on prima facie evidence without field examination so their efforts could be directed to more productive examinations. Installed a procedure for alphabetical prefix in classification and numbering of income tax returns to provide for quick identification of the class of return and simplify numbering.

December 11, 1951: Procedure in the consideration of criminal fraud cases revised by eliminating the health of the taxpayer as a basis for refraining from recommending criminal prosecution for tax violations.

January 8, 1952: Establishment of a more efficient procedure in the routing of criminal tax evasion cases by providing for a direct referral of such cases from the field by the district penal attorney of the Bureau to the Department of Justice.

January 10, 1952: Further improvement in the handling of criminal fraud cases by abandonment of the former policy under which criminal prosecution was not recommended in cases where taxpayers made voluntary disclosures of intentional violation of the internal revenue laws prior to the initiation of the investigation by the Bureau.

January 14, 1952: The President's Reorganization Plan No. 1 of 1952, for the Bureau of Internal Revenue submitted to Congress by President Truman.

The reorganization will include a realignment of activities in the field and in Washington. The separate field offices engaged in different specialized activities, for example, will largely be consolidated. It is expected that the new organization will be more efficient and provide better service to the taxpayer.

January 30, 1952: Ten task forces were established to work out details of plans and procedures for the proposed reorganization under plan No. 1.

March 14, 1952: Reorganization Plan No. 1 became effective.

March: Use of flat package for mailing income tax forms and instructions. For the first time a manufactured flat package of forms and instructions was used for two States, Indiana and Massachusetts. It will be used in all districts in the future. The experiment was very successful. Higher manufacturing costs were more than offset by savings in labor.

April: Standard mail-opening methods. The standardized mail-room system installed in all collectors' offices was very successful, will save about \$500,000 per year. It provides much more rapid and efficient handling of mail and remittances with a marked saving in labor. It will be refined and strengthened in all collectors' offices during 1952.

CONCLUSION

The foregoing chronology of the actions taken and the improvements made in management and operations of the Bureau of Internal Revenue clearly sets out the painstaking care that went into the complete reorganization of the Bureau, which culminated in the final step represented by the President's Reorganization Plan No. 1 of 1952, which was adopted by the Congress on March 14, 1952.

APPENDIX C. OBJECTIVES OF UNITED STATES FOREIGN FINANCIAL POLICY AND PROGRAMS UNDERTAKEN IN CARRYING OUT SUCH POLICIES SINCE JUNE 1946

I. ROLE OF THE TREASURY IN INTERNATIONAL FINANCE

The 6 years from 1946 to 1952 have been years of continuous and rapidly changing problems in international finance. Decisions by the United States Government on foreign financial policy questions have assumed major importance. In these years the United States Government has played a significant role in the development of international institutions concerned with financial problems. It has financed extended programs of assistance to foreign countries, individually and in groups, both directly through its own agencies and indirectly through international bodies of which it is a member.

The Secretary of the Treasury, as the chief financial officer of the Government, advises the President and participates actively in policy decisions by the Administration on matters in which financial problems are necessarily intertwined with political, strategic, and other aspects of public policy. These problems are considered in the Cabinet and in interdepartmental bodies, some of which have been established by legislation or Executive order, and others of which are constituted on a less formal basis.

Under the Bretton Woods Agreements Act, the Secretary of the Treasury is Chairman of the National Advisory Council on International Monetary and Financial Problems, which has a responsibility to the President and to the Congress for the coordination of United States policy in international monetary and financial affairs, and gives policy guidance to the United States representatives on the

International Monetary Fund and the International Bank for Reconstruction and Development. The other members of the Council are the Secretary of State, the Secretary of Commerce, the Chairman of the Board of Governors of the Federal Reserve system, the Chairman of the Board of Directors of the Export-Import Bank, and the Director for Mutual Security. The Secretary of the Treasury has also served as the United States Governor of the International Monetary Fund and the International Bank for Reconstruction and Development and in this capacity has represented the United States at the seven annual meetings which have been held since their establishment. In consultation with the National Advisory Council, the Secretary administers the Anglo-American Financial Agreement. This agreement, which represents the largest single loan transaction of the United States since the war, has led to frequent consultations with the United Kingdom relating to major objectives of the two countries in international monetary problems. Under the Gold Reserve Act of 1934, the Secretary is responsible for the gold transactions of the United States and for the development of basic gold policies.

The responsibilities of the Treasury involve frequent exchange of views with the finance ministers, central bank governors, and other financial officers of foreign countries. At the annual meetings of the International Monetary Fund and the International Bank, the Secretary has met with the Governors and other representatives of the 54 nations now included in their memberships. These annual meetings have also provided the occasion for informal consultations with the representatives of foreign countries who have had problems to discuss with the United States. The Secretary, and the Assistant Secretary supervising international finance, have also made short inspection trips in foreign areas, such as the survey of conditions in Western Europe made in 1949. Later in that year there were formal meetings in Washington with the British Chancellor of the Exchequer and the Canadian Finance Minister to discuss financial problems of common interest. These meetings, under the chairmanship of the Secretary of the Treasury, included representatives of other departments.

Throughout this period close attention has been given to financial developments abroad through contacts with representatives of foreign governments in Washington and through Treasury representatives stationed in key foreign capitals.

As the economic recovery and the mutual security programs have developed, the Secretary of the Treasury has been in close consultation with the State Department, the Defense Department, and the Mutual Security Agency, and has attended sessions of the North Atlantic Treaty Organization along with the Secretary of State, the Secretary of Defense, and the Director for Mutual Security. When the Marshall Plan, under the impact of the threat of aggression, evolved into the Mutual Security Program, it soon became apparent that many of the key problems in the security program were financial in nature, and that the mutual arrangements which the allied countries were developing involved activities which were primarily the responsibility of their finance ministers, particularly in the NATO programs. The Secretary of the Treasury became a member of the United States team in these problems at the NATO meetings in Ottawa and Rome in 1951 and in Lisbon in 1952. To maintain a continuous intersessional review of these problems, arrangements were made for consultation between the Treasury Department and the United States special representative in Europe. The Treasury has continually emphasized that appropriate weight should be given to the financial factors, both domestic and international, in the development of United States policy and relationships with foreign countries.

II. FOREIGN FINANCIAL POLICY OBJECTIVES

Throughout this period of rapidly changing and complex problems, the United States Government has followed a consistent pattern of international financial policy. This policy has sought to insure that the exigencies of current problems should not lead to an abandonment of the principles of free transactions in the money markets of the world. United States policy has had three major aspects:

- (1) Free and unencumbered conduct of international financial transactions in the United States, and the maintenance of a stable gold market to support that freedom;
- (2) The creation and development of a community of sovereign nations dedicated to the principle that the economic health of its several members depends upon orderly and cooperative practices in the field of international trade and financial transactions; and

(3) Financial assistance to foreign countries of three types—

- (a) Loans and grants to assist in solving fundamental reconstruction and rearmament problems.
- (b) Short-term, revolving-fund advances to assist in solving problems created by less fundamental disequilibria.
- (c) Loans to develop the latent resources of underdeveloped countries.

The following sections deal with these aspects of the Treasury's activities.

III. GOLD AND FOREIGN EXCHANGE POLICIES OF THE UNITED STATES GOVERNMENT

The maintenance of a stable international value of the dollar has been the keystone of United States policies on gold and foreign exchange. Throughout the postwar period, the United States Government has continued its willingness to buy gold at \$35 per fine ounce and to sell gold freely at that price to foreign governments, or central banks, for legitimate monetary purposes. This policy of stabilizing the dollar price of gold has facilitated the use of gold and dollars as means of settling international balances and has been a major factor of stability in world finance.

The Secretary of the Treasury during this period has consistently resisted pressures to increase the price of gold. On numerous occasions he has publicly stated that the policy of maintaining the dollar price of gold would be unchanged and that the maintenance of this stable value was in the interest not only of the United States, but of the international trading world as well. In his most recent statement on this subject, in September 1952 at a press conference in Mexico City, he said:

"The views of my Government concerning the importance of maintaining unchanged the par value of the United States dollar in terms of gold are well known. The stability of that relationship has been firmly endorsed by the Congress of the United States.

"We believe that our policy promotes financial stability in the United States and that this is of great importance not only to ourselves but to the rest of the world. Internationally, the assurance of a stable link between the United States dollar and gold mutually reinforces the confidence of the world both in gold and in the United States dollar."

The Treasury has made large purchases and sales of gold to implement this policy. In the 6-year period July 1, 1946–June 30, 1952, United States monetary gold transactions with foreign governments and central banks resulted in net gold purchases of \$3,983 million. Between July 1, 1946, and the currency devaluations of September 18, 1949, United States net gold purchases amounted to \$5,206 million, and between September 20, 1949, and the Communist attack on Korea in June 1950, our net gold sales reached \$468 million. In the 12-month period following the Korean invasion, July 1, 1950–June 30, 1951, United States net gold sales were \$2,425 million. A reversal in the trend of United States gold transactions during the following year, July 1, 1951–June 30, 1952, brought the net United States gold purchase to \$1,670 million.

The United States Government has consistently maintained the principle that foreign exchange trading in the United States and in United States dollars should be free of any restrictions imposed by this Government. In this way, importers are able to purchase goods where it is to their greatest advantage and exporters to sell in the best market as far as United States regulations are concerned.

Our gold policy has been an adjunct to the policy of freedom from exchange restrictions. In accordance with the Gold Reserve Act of 1934, the Treasury alone holds the monetary gold stock of the United States. While the Treasury sells gold for customary industrial and artistic purposes to American nationals, and to foreign governments or central banks for legitimate monetary purposes, the concentration of gold reserves in the hands of the Treasury bolsters the strength and stability of the dollar. The United States also, through its own regulations affecting trading in gold, has tried to assure that gold would be used not to build private hoards, but to strengthen currencies, to settle international payments, and to serve useful artistic and industrial purposes.

The regulations under the Foreign Funds Control and Foreign Assets Control of the Treasury have not been used for balance-of-payments reasons or as a device for controlling normal exchange transactions. They have been concerned solely with supporting the defense of the United States.

During the second World War, the Foreign Funds Control was established

in the Treasury under the powers delegated to the Secretary of the Treasury by the President under Section 5 (b) of the Trading With the Enemy Act, as amended. The basic purposes of the control were, first, to prevent the seizure by the Axis countries of financial assets in the United States belonging to invaded countries and their nationals, and, second, to prevent the enemy countries from using their own assets to the detriment of this country. At the conclusion of hostilities, steps were taken promptly to unblock these assets in which there was no enemy interest so that they could be used by their owners and the countries concerned for their normal requirements. The unblocking procedures were based essentially upon the certification of nonenemy interest by the authorities of the countries involved. In 1948, a comprehensive survey was made of those assets still blocked, and information thereon was supplied to the pertinent countries participating in the European Recovery Program. Assets which were not unblocked by the end of September 1948 were transferred to the jurisdiction of the Office of Alien Property in the Department of Justice for ultimate vesting.

With the entry of Communist China into the Korean conflict, a new problem arose. The Secretary of the Treasury, in the exercise of the authority conferred by the Trading With the Enemy Act, issued, effective December 17, 1950, regulations blocking the assets in the United States of Communist China and North Korea, and their nationals. The Division of Foreign Assets Control was established under the Secretary's authority to administer the regulations. A census of Chinese and North Korean assets was also taken to facilitate administration. A major feature of the Foreign Assets Control has been the prohibition of the importation of goods into the United States in which a blocked national has had an interest since the effective date. The sales of such goods in this country would have furnished the Communists with foreign exchange urgently needed in their Korean aggression. Licenses have been issued, however, for payments to China for such matters as remittances to American missionaries and businessmen stranded in China. Rigorous enforcement measures have been applied to cases of violation.

IV. INTERNATIONAL MONETARY COOPERATION

The postwar international financial policy of the United States has been predicated on the principle that the economic health of the free world depends upon orderly and cooperative practices in the field of international transactions. An effective international payments system, allowing for a normal flow of investment, rests in part on appropriate exchange rates and policies and in part on internal measures to maintain financial stability. The United States has joined with other countries in seeking greater international monetary stability through the International Monetary Fund and through special financial arrangements with particular countries.

Secretary Snyder has continually emphasized the interdependence of internal and external measures intended to bring about international equilibrium. Thus, international cooperation in the establishment and maintenance of exchange rates and exchange policies depends upon the actions of individual governments in maintaining internal stability. Inflation can undermine an existing pattern of exchange rates and has frequently entailed government control of payments and trade. Recognizing that a rational pattern of trade and investment must be based on economic considerations, the Secretary has, in his statements to the Governors of the Fund and on other occasions called attention of foreign countries to these basic considerations. In the course of these years, considerable progress has been made in cooperating countries in restraining inflation, improving fiscal systems, approaching budgetary equilibrium, and applying credit policies directed toward placing their economies on a sound financial basis. The Secretary, through his consultation with foreign governments and in his public pronouncements, has influenced the course of these developments and has emphasized the importance of these financial considerations in the formulation of our own foreign financial policy.

The International Monetary Fund was established as the vehicle for international consultation, agreement, and coordination on matters of foreign exchange policies and practices. Its purpose of building a world of stronger and freer currencies through orderly processes of establishment and modification of exchange rates, and through the provision of short-term financial assistance to its members, has been fully consistent with United States policy in international affairs. Both the Fund and the United States Government have looked to a world of freer trade and exchange as a means of improving the standards

of living of the members, and attaining high levels of useful production, employment, and trade. The influence of the United States has been brought to bear in the Fund continually in the direction of evolving sound policies for the reduction of exchange barriers and the use of the Fund's resources when such use would contribute toward the attainment of the Fund's basic objectives.

In this connection the United States had made an effort to facilitate the flow of imports, as Secretary Snyder pointed out to the Governors of the International Monetary Fund:

"... Our tariff rates have been substantially reduced by a succession of steps resulting from agreements with other countries directly, or through the mechanism of the General Agreement on Tariffs and Trade. It was pointed out to us by some of our friends that in some ways the procedures of our customs administration placed unnecessary obstacles in the way of imports. I am pleased to say we recognized these difficulties and many of the cumbersome procedures which could be corrected by administrative action have been removed. We have recommended to the Congress the modification of a number of items which have been embodied in our statutes and it is my hope and expectation that the next Congress will complete action on the Customs Simplification Bill.

"Encouraging as this progress in facilitating imports has been, I am hopeful that future years will see further action by the United States in implementing its liberal trade policy to permit our friends abroad to earn their way more and more through trade based on competitive production and prices and sound international investment rather than on extraordinary assistance and continuing aid programs. In short, I should like to add my hearty endorsement to the recently expressed motto of one of our colleagues when he called for 'Trade not aid.'"

The growth in United States' purchases of goods from abroad (see chart B, "The U. S. Balance of Payments", p. 235) has been encouraging:

"... We have been pleased to see our imports grow significantly, and we hope increasingly to see our friends abroad enabled to pay their way by selling more goods competitively in the world markets, including our own, which has been one of sustained high level demand for many years. At the end of World War II our imports amounted to \$4 billion annually. Today the annual rate is \$11 billion. Although part of this represents price increases, the actual volume of imports has about doubled since the end of the war."

In Fund discussions, Secretary Snyder and other representatives of the United States have stressed the importance of realistic exchange rates but also emphasized that a pattern of exchange rates could not continue to be satisfactory for world trade unless exchange adjustments were accompanied by adequate internal financial measures and increased levels of production, which would make it possible to maintain these rates with a minimum of regulation. Secretary Snyder, in presenting the financial aspects of the Marshall aid program to the congressional committees, drew these considerations to the attention of the Congress. Since his statements were widely quoted in the press here and abroad, they clarified the position of the United States Government on this issue. In the course of presenting the financial recommendations of the Administration on the program, Secretary Snyder in 1948 stated to the Congress that:

"The adjustment of some exchange rates may be expected in the course of European recovery. Inflation in Europe in certain instances has given rise to exchange rates which result in an overvaluation of the currencies in relation to the dollar . . . The difficulties in setting exchange rates under present conditions are such that, although the rates of some of the participating countries will certainly have to be adjusted, the timing of these adjustments will vary from country to country. Accordingly, it would not be good policy for us to insist upon an across-the-board modification of exchange rates before we extend aid. . . ."

In discussing the exchange rate question in the course of the congressional presentation in February 1949 the Secretary stated:

"It would be a tragic mistake to act on the assumption that at the present time devaluation would, of itself, solve the problem of Europe . . . When I discussed the exchange rate question with this committee a year ago, I pointed out to the committee that the modification of exchange rates may have serious repercussions on the domestic economy of the country concerned. Devaluation implies a rise in prices of imported foods and raw materials unless the difference is made up by subsidies. Premature devaluation may thus have the effect of increasing inflationary pressures and may, therefore, give only a temporary stimulus to exports. Since devaluation may have adverse internal political con-

sequences, governments are reluctant to change their rates until the need is clearly demonstrated. Consequently, the exchange rate must be considered along with the other measures of internal financial stabilization.

"The National Advisory Council has studied this question from time to time over the last year, and we did not conclude that the time was ripe for widespread exchange rate adjustments. This does not mean that we will hold to the same views in 1949. . . . The Council believes that the exchange rate question should be reviewed with a number of the European countries in the course of the next year. The objective will be to explore with these countries the extent to which they can improve their balance-of-payments position with the Western Hemisphere, and whether or not changing the par value of their currencies will be conducive to this result."

The Secretary in both statements emphasized that the International Monetary Fund was the forum for discussion and the authority for approval of modification of exchange rates. The Fund in its own studies and reports dealt with the balance-of-payments problem of the member countries. In its annual report (April 30, 1949) the Fund called attention to the problem of inflation in its member countries and their difficult payments problems in financing their requirements from the Western Hemisphere through their trade. It called attention to the desirability of expanding exports at competitive prices, but noted that exchange adjustment must go hand-in-hand with other measures necessary to produce stability. It also called attention to the emergence of a divided world market, one based on low dollar prices, and the other on high prices in inconvertible, or "soft," currencies.

In September 1949, immediately after the conclusion of the Annual Meeting of the Fund's Board of Governors, a widespread adjustment of exchange rates took place. Following these substantial exchange rate adjustments, the trend in the balance of payments of foreign countries was favorable, as was clearly reflected in the United States own balance of payments. The current deficit of the rest of the world with this country, which had been running at about \$1,750 million per quarter in the first three quarters of 1949, dropped sharply thereafter to \$1,126 million in the last quarter of 1949, and to \$727 million and \$817 million in the first two quarters of 1950, respectively. This favorable general trend operated clearly in the case of Marshall Plan countries, whose entire dollar deficit on current account dropped from about \$2.7 billion in the first three quarters of 1949 to about \$1.5 billion in the three quarters following. In addition, these countries were able to add \$1.5 billion to their gold and dollar reserves between September 30, 1949, and June 30, 1950. In the case of the sterling area alone, the dollar deficit of \$692 million in the three quarters before devaluation was wiped out in the three quarters after, and the sterling area's gold and dollar reserves increased from the low point of \$1,340 million at the time of devaluation to \$2,422 million on June 30, 1950. While the devaluations alone do not account for all of these favorable results, they undoubtedly contributed substantially thereto.

The International Monetary Fund, in its Second Annual Report on Exchange Restrictions, commented on the general improvement as follows:

"In the last quarter of 1949 and the first half of 1950—i. e., in the period between the currency adjustments of September 1949 and the outbreak of hostilities in Korea—there was a general movement in the direction of greater equilibrium in the payments positions of most countries of the world. Import restrictions still worked to limit purchases of goods originating in the United States and other 'hard currency' countries, such as Canada. Nevertheless, the basic payments problem which had plagued the world throughout the postwar period—the so-called 'dollar shortage'—was substantially alleviated even before the outbreak of hostilities in Korea."

The invasion of Korea, however, set off a new series of disturbances which to a large extent obscured the effects of exchange adjustment. Prices rose as the result of stockpiling and speculative purchase of commodities, particularly industrial raw materials. Increased military preparation added to the inflationary factors in many countries so that the pattern of trade was considerably disturbed. One of the consequences was a considerable shift in the United States balance of payments. Aside from exports paid from United States assistance, United States exports fell below imports, and gold moved from the United States to sterling area and other raw-materials-producing countries. In some countries there were suggestions that this reversal in the international payments picture indicated the desirability of an upward revaluation of other currencies with respect to the dollar.

The National Advisory Council opposed any general revision of exchange rates at the time, and Secretary Snyder, in a press conference June 5, 1951, stated:

"It seems to me that the current inflationary situation has two characteristics which must not be lost sight of when remedies to deal with it are being considered. First, the problem is common to the whole free world, and secondly, it is a common problem because it results from the impact of the mutual defense effort. The appreciation of currencies is not, in my view, a solution for a world-wide inflationary situation. Fundamentally, we must deal with this problem through measures such as taxation, credit controls, allocation of scarce materials, and similar methods which can be applied in all countries. Appreciation of currencies under current conditions is likely to have the effect merely of giving a temporary advantage to a particular area to the detriment of the defense effort as a whole and also to the detriment of the economic situation in the rest of the world.

"In my opinion, there is no justification for such a course of action at a time when the United States is engaged in a great rearmament effort and is making a major contribution to friendly countries in that effort."

The International Monetary Fund has stressed with its members the importance of relaxing their exchange restrictions and of simplifying their multiple-currency systems as initial steps looking toward their ultimate elimination. In accordance with the Articles, in 1952 the Fund began consultations with the members still retaining exchange restrictions. These consultations have promoted mutual understanding among members, while providing technical advice on exchange problems—a necessary preliminary toward the eventual reduction of exchange barriers.

The International Monetary Fund provides financial assistance in connection with short-term requirements for foreign exchange, associated with its consultations with foreign countries on their exchange and financial policies. These advances are expected to facilitate the objectives of the Fund and to be outstanding for a relatively short period of 3 to 5 years. To date the transactions of the Fund amount to about \$900 million. In the earlier period these drawings served to meet some of the dollar requirements of the European countries before the adoption of the European Recovery Program. In recent years the Fund's transactions have been related to short-term deficits arising from seasonal difficulties, crop failures, changes in prices, shifts in the pattern of trade, and lag of receipts behind expenditures, or other factors which could be expected to remedy themselves within a relatively short period of, say, 3 to 5 years. Within a period of a few years new crops, or reversed shifts in trade or policies may place them in position to repay any credits advanced in the period of difficulty. The National Advisory Council has advised the United States Executive Director in the development of policies in the Fund which will meet some of the immediate financial requirements of its members and facilitate the carrying out of programs in the exchange policies in line with the Fund's objectives.

Stabilization loans or credits on a larger scale than those provided in this manner through the International Monetary Fund were considered by the National Advisory Council at the beginning of the European Recovery Program. Such loans have been recognized as of possible value in appropriate situations, but not as substitutes for programs aimed at reconstruction, economic recovery, or development. Secretary Snyder in his statement to the Congress in 1948, speaking as Chairman of the National Advisory Council said in part:

"After progress has been made toward internal stabilization in the European countries by balancing budgets, increasing production, and expanding trade, the time will arrive when it may be appropriate to make stabilization loans which would give greater assurance to the people of the participating countries that the stabilization will be permanent . . . A stabilization loan to be effective should come when there is reasonable assurance that the internal situation of the country concerned is satisfactory . . ."

Up to the present time it has appeared that the continuing fundamental difficulties in Europe's balance of payments have not made it appropriate to consider the extension of stabilization credits to European countries.

In addition to cooperation in the international exchange field through the Fund, the United States Government has undertaken a broad program of financial reconstruction in a number of countries whose exchange relationships were of direct importance to the United States.

The largest of these programs was with the United Kingdom. In 1945, the Congress authorized the Secretary of the Treasury to enter into an agreement

with the United Kingdom whereby the United States extended a credit of \$3,750 million to that country. This loan was to be used to assist the United Kingdom in meeting its immediate postwar balance-of-payments problems and to assist the country in moving toward convertibility and the elimination of restrictions on payments. The Secretary of the Treasury, who administers this agreement for the United States, has frequently consulted with the Chancellor of the Exchequer and other British officials on the problems arising from the agreement and the ways and means by which Britain could move to a less restrictive pattern of trade. Formal consultations of this sort were held in 1949 and less formal discussions have been held frequently. In December 1951, Britain made the first payment of interest and principal on this loan in accordance with its terms.

In 1946, the Philippines requested substantial budgetary and rehabilitation loans from the United States Government. A Joint Philippine-American Finance Commission, including representatives of the Treasury Department, made a thorough study of the entire budgetary and financial situation of the Philippine Government. The Mission's interim and final report of 1947 outlined a comprehensive and integrated financial, monetary, fiscal, and trade program for the recovery and development of the Philippines and provided a basis for a number of actions taken by the Philippine and the United States Governments. In order to provide short-term budgetary assistance to the Philippine Government, and at the same time to effect a satisfactory settlement of the outstanding obligation of the Government of the Philippines to return certain peso funds, an agreement with the Philippines was negotiated by the Treasury and signed on November 6, 1950.

In 1947, Secretary Snyder signed a new exchange stabilization agreement with representatives of Mexico, amplifying and extending similar arrangements which dated back to 1941. This agreement, the purpose of which was to assist in stabilizing the dollar-peso rate of exchange and in maintaining the convertibility of the Mexican peso, provided that under appropriate conditions the Treasury would purchase pesos up to the equivalent of \$50 million. In June 1949, Mexico established a new par value in agreement with the International Monetary Fund, and Secretary Snyder entered into a Supplemental Stabilization Agreement which added \$12 million to the \$13 million then remaining under the original agreement. In 1950, Mexico was able to repurchase from the Treasury all of the pesos previously sold under the agreement. In 1951, a new agreement providing for purchase up to \$50 million was signed, but Mexico has not found it necessary to draw on the sum available. These stabilization operations, combined with the 1949 exchange adjustment, have been notably successful. The exchange rate between the Mexican peso and the dollar has been maintained on a stable and fully convertible basis, and Mexico has been able to strengthen its international financial position.

In the Western Zones of Occupied Germany, the Treasury cooperated actively with the Defense and State Departments in the planning and carrying out of the currency reform of June 1948. Such a reform had become crucial to any rapid recovery of the German economy from the effects of wartime inflation and destruction as well as from the impeding consequences of quadripartite occupation. Soviet occupation of a part of Germany meant that plans for a monetary reform in the Western Zones had to be based on a careful assessment of the economic and financial consequences, among others, of such an operation, and that the technical preparations for the reform required unusual care. The Bureau of Engraving and Printing undertook the designing and printing of the new Deutsche Mark and Treasury specialists in International Finance participated actively over several months in the intensive work involved in the development and initiation of the plan for currency reform. This reform was highly successful in halting continued inflation and disorganization in the economy of Western Germany and in initiating a phenomenal and continuing recovery in the external as well as the internal situation of Western Germany.

The Treasury participated actively in efforts to achieve internal financial stability in Japan during the occupation period. The early years of the Japanese postwar economy were characterized by acute inflationary conditions which impeded economic recovery both internally and internationally. In the first half of 1948, the National Advisory Council reviewed the Department of the Army appropriation request for fiscal 1948-49 for relief and rehabilitation of Japan. It also reviewed problems related to the practicability of establishing a single exchange rate in Japan. Treasury technicians and those of other NAC agencies at that time expressed concern over the inflationary situation in Japan

and recommended to the Council that in order to make the aid effective and to permit the early establishment of unitary exchange rate, a vigorous antiinflationary program should be adopted immediately by the Japanese Government. These recommendations were in turn presented to Japanese authorities by the Supreme Commander for the Allied Powers (SCAP), although the program was only partially enacted. In December of the same year, the National Advisory Council was requested to review the Army Department's fiscal 1949-50 request for assistance to Japan. The recommendations resulting from this review again called for corrective internal measures, most of which were subsequently adopted by the Japanese Government. During 1948 and early 1949, two special missions, which included representatives of the Treasury, were sent to Japan to assist and advise Japanese and SCAP officials on the problems of establishing a unitary exchange rate and carrying out the stabilization program. The stabilization resulting from these efforts was impressive and provided a further stimulus to the recovery of the Japanese economy.

V. UNITED STATES ECONOMIC ASSISTANCE PROGRAMS

At the end of the war many of the allied countries were unstable politically, faced with threats of attack from the outside and subversion from within, while their industrial plant had deteriorated and their international trade had been disrupted by the war. Many of them faced serious problems of inflation arising from the breakdown of their fiscal systems, the inadequacies of their taxation measures, and the expansion of credit by their central and commercial banking systems. It was recognized that under these circumstances complete reliance for the economic recovery of the Western World could not be placed upon normal capital flows, nor on the internal efforts of these countries themselves. Accordingly, steps were taken to provide economic assistance toward the reconstruction of the European economies.

The United States provided economic assistance in the period immediately following the war in a variety of forms, including grants of money and supplies, loans, and transfers of goods and services on a deferred payments basis. Substantial credits, covering lend-lease goods in the "pipe-line," surplus materials located abroad and surplus merchant vessels, were made available to foreign countries. The United States also financed about 70 percent of the operations of the United Nations Relief and Rehabilitation Administration, which transferred large quantities of food, fuel, and industrial raw materials to war-devastated countries. Loans by the Export-Import Bank played a significant role in this period, following an increase by \$2.8 billion in the lending authority of the Bank for the purpose of enabling the Bank to undertake loans for reconstruction purposes.

By the end of 1947, foreign countries had received grant assistance from the United States amounting to approximately \$6 billion, including almost \$2 billion in lend-lease supplies and \$2 billion in civilian supplies provided for occupied areas. Credits of all kinds by United States agencies in the same period totaled slightly more than \$8 billion, including the loan under the Anglo-American Financial Agreement. Provision of assistance on this scale by a number of United States agencies, with differing statutory authority and practices, created difficult problems of coordination. The National Advisory Council carried out its responsibility for the coordination of these programs.

Another important means of dealing with these problems was the International Bank for Reconstruction and Development, which had been created in full recognition that the Bank would make its loans, at least in the initial period, primarily from use of the United States subscription and the sale of its securities in the United States market. In the first 3 years of its operations, most of the Bank's loans were made for reconstruction purposes to European countries (France, The Netherlands, Belgium, and Denmark); to assist them in restoring their economies. Thereafter the Bank provided more of its funds for economic-development purposes in other areas. By the end of 1947, dollar disbursements of the Bank totaled about \$300 million.

By 1947, when European countries had borrowed heavily and were losing monetary reserves, it became clear that the magnitude of the reconstruction problem was greater than had been anticipated and that it would not be possible to finance the needs of the European countries through lending operations, either through the securities market or through public lending institutions. While Congress had provided special assistance for a few countries whose economies

were in poorest condition and whose borrowing capacity was least, it became evident that further economic assistance would have to be financed principally without expectation of repayment. In 1946 and 1947, the National Advisory Council had coordinated the terms upon which outstanding obligations were funded and new assistance provided by the lending institutions. But it concluded its report (House Doc. No. 365, 80th Cong., 1st Sess.) for the period ending March 31, 1947:

"As of March 31, 1947, almost all United States governmental resources authorized for foreign financial assistance, excluding United States participation in the International Monetary Fund and the International Bank, had been committed to foreign countries. It has during the period under review become increasingly clear that such resources as remain available will not, by reasons either of their amount or of the nature of developing needs abroad, prove adequate for the accomplishment of the purposes for which foreign financial assistance has been provided. The question of the extent to which this country will need to provide additional assistance to foreign countries cannot be readily answered. The agencies represented on the National Advisory Council are giving continuing consideration to this matter."

Following Secretary Marshall's now famous Harvard speech, agencies of the Government began to formulate a program for assistance to the European countries. The National Advisory Council gave extended consideration to the financial terms upon which aid should be extended and to the obligations which the participating countries should assume as a condition to receiving aid. Secretary Snyder, as Chairman of the National Advisory Council, presented its recommendations on these matters to the congressional committees. After a year's experience with the program, the Secretary again appeared before the committees to lay before them additional recommendations. In each of the successive years, the financial terms of the aid programs have been considered by the Council, and the Council's recommendations have formed an important part of the Administration's program. The legislation as enacted made the Administrator for Economic Cooperation a member of the Council, thus insuring that the European Recovery Program would be fully coordinated with other international financial policies and programs of the United States.

While the details of the Council's recommendations have necessarily varied somewhat from year to year as conditions have changed, a few of their basic principles may be mentioned here. From the beginning, the Council recommended that the bulk of the assistance should be provided on a grant basis. It held that the European countries were already heavily obligated on account of previously incurred debts, and that a great increase in charges for servicing loans would burden their balances of payments for the future so as to prevent the reemergence of normal investment standards. As Secretary Snyder stated to the Senate Committee on Foreign Relations on January 14, 1948, and the House Committee on Foreign Affairs on January 21, 1948:

"... We must keep in mind that these countries have already incurred an obligation for large annual payments of interest and amortization arising from the dollar loans extended to them over a period of years by the United States Government or the United States private capital market. We should take care not to insist that these countries contract additional dollar debts which will absorb so much of their dollar earnings as to operate to the disadvantage of future trade and private investment. If the entire aid for European countries were to be on a loan basis, it would be practically impossible for them to meet the additional annual charges from their earnings of dollars, even after trade and investment return to normal. . . ."

The Secretary emphasized that the assistance was to be given conditionally to meet a temporary need, and that its purpose should be so to strengthen the economies of the participating countries that by the termination of the program they could become self-supporting and free from dependence on extraordinary assistance. To this end, more than aid was required. The value of extraordinary assistance would be greatly impaired unless the participating countries themselves took the difficult steps necessary to bring about increased production, expanded trade, and financial stability. In this connection, Secretary Snyder emphasized the importance of controlling inflation through appropriate fiscal and monetary policies, including increased rates of taxation, improvement of fiscal administration, curtailment of postponable expenditures, and sound credit and debt policies. He recommended the use of the local currency counterpart of United States assistance for the reduction of the outstanding debts of the

governments, particularly to the central banks, as an important deflationary device, though to some extent these funds might be usefully employed to stimulate production. These recommendations were substantially embodied in the authorizing legislation by the Congress.

The European Recovery Program was broader in scope and larger in amount than the special programs developed in the immediately preceding years. These programs were largely for the provision of immediate relief. The European Recovery Program on the other hand was for reconstruction and not relief. In the course of the 4 years 1948 through 1951, the European countries received over \$10 billion in grant funds, including the capital contributed to the European Payments Union. In addition, more than \$1 billion was provided through special credit arrangements under the Economic Cooperation Act.

On the whole, the emphasis of United States foreign aid in the immediate post-war period was predominantly economic, being initially concerned with the problems of immediate relief and later with the problem of economic recovery from the effects of the war. As time progressed, however, the need for rebuilding the defenses of the free world became increasingly apparent. The initial major step in this direction was the Greek-Turkish Aid program, begun in 1947. Later it became necessary to provide for defense needs in the foreign aid program on a broad scale. In October 1949, the Mutual Defense Assistance Act was enacted by the Congress for the purpose of promoting defense in the free world. As in the case of the European Recovery Program, the financial policy aspects of the Mutual Defense Assistance Program were reviewed by the National Advisory Council.

In 1951, the various foreign aid programs of the United States were brought together in the Mutual Security Program, which embraces military, economic, and technical assistance. This program, which was authorized in the Mutual Security Act of 1951, marked the completion of shift in emphasis of the foreign aid program toward the security needs of the non-Communist world. The financial aspects of the Mutual Security Program were reviewed by the National Advisory Council at the request of the President, in the same manner as the Council had reviewed earlier aid programs. Coordination of the financial aspects of the Mutual Security Program with other aspects of the international financial policy of the United States was assured by the designation of the Director for Mutual Security as a member of the National Advisory Council, replacing the Administrator for Economic Cooperation.

The development of the Mutual Defense Assistance Program and the Mutual Security Program has been geared closely with the assumption by the United States of its obligations in the North Atlantic Treaty Organization and in other international defense arrangements. It has already been pointed out that the importance of the financial commitments made by the United States in these defense arrangements has given the Secretary of the Treasury an important role in international discussions of these problems, particularly in the North Atlantic Treaty Organization. This active and continuous participation by the Secretary has been essential in assuring that financial considerations are given appropriate attention in carrying out these arrangements with foreign countries.

The foregoing review of the foreign assistance programs of the United States since the war has emphasized the major aspects of these programs. There have been in addition a number of significant special foreign assistance programs.

A very large amount of assistance in the form of civilian supplies was provided in the first years after the war, primarily to Italy, Germany, and Japan. There was a program of aid to Yugoslavia, and a program of economic assistance to the Philippines.

In addition to the programs already mentioned, the Export-Import Bank has since the end of the war continued its lending operations, and has made a number of loans, many for economic development purposes, to finance projects in many parts of the world, including Latin America, Africa, and Asia, as well as Europe. The Bank has also financed the production of strategic and other materials required by the United States defense program. The activities of the International Bank since the postwar reconstruction loans have been directed primarily to economic development in many parts of the world and have emphasized development loans to underdeveloped countries. The lending activities of the International Bank have been consistent with the objectives of the United States in this field and have constituted an important and significant part of the efforts of the free world to improve the situation. The National Advisory Council has regularly

reviewed credits of this type by the Export-Import Bank and has formulated the position of the United States with regard to International Bank loans.

President Truman's Point IV program, initiated in this period, has as its main objective the provision of technical assistance to underdeveloped countries. It includes, also, the encouragement of the flow of investment capital. Extensive consideration was given by the National Advisory Council to the financial aspects of the Point IV program, including the obstacles to private foreign investments and the need for negotiating investment treaties. The desirability of various forms of guaranties by this Government and of changes in United States tax measures was studied and recommendations made. Congress later authorized a program of technical assistance, to be carried out through the Technical Cooperation Administration, and enacted certain investment guaranty measures for the encouragement of foreign investment.

The magnitude, terms, and geographic coverage of the foreign aid programs of the United States are indicated in tables I and II and chart A, pages 231, 232, and 234. Table III shows the extent to which the operations of the International Monetary Fund and International Bank have made dollars available to foreign countries. Chart B illustrates the importance of United States foreign aid in the United States balance of payments.

VI. SUMMARY AND CONCLUSIONS

In the international aspects of his work, as in the domestic, the Secretary of the Treasury has responsibility for maintaining the stability and strength of the Nation's currency. Through his administration of the national gold policy and other financial policies related to our position as the strongest financial power in the postwar world, the United States has provided leadership directed toward the improvement of the international monetary system.

Throughout the 6-year period the United States dollar has been consistently the most widely desired currency in the world, and its strength and stability have never been questioned. Most foreign countries have forbidden their citizens to hold United States dollars and, through trade and exchange restrictions, have limited their freedom to obtain United States products. Progress toward sounder international monetary arrangements has in practice been dependent upon a closer approach by foreign countries to economic and financial stability.

In September 1952, the Secretary stated to the Governors of the International Monetary Fund at the annual meeting in Mexico City:

"We hope to achieve this goal through internal financial stability and through expanded multilateral trade and world-wide currency convertibility based on realistic exchange rates and on an internationally competitive price mechanism. This means we should free ourselves as much as possible from hampering restrictions whether they take the form of restrictive tariffs, quotas, prohibitions, exchange restrictions, or other artificial supports or devices. In this way we hope to foster sound and efficient production and trade at a high level and to assure the best possible allocation of resources for the benefit of all of us."

The broad international financial policy objective of the United States during this period has been (a) to preserve and foster the greatest practicable degree of freedom from restrictions on international financial transactions, in order to attain high levels of world trade and facilitate international investment, (b) to promote efficient production throughout the world, and (c) to encourage balance in international accounts through realistic exchange rates and sound internal financial policies.

The past 6 years have seen, not only the tremendous task of recovery and reconstruction from the most destructive war in history, but also—even before that task could be accomplished—the new task of dealing with the distortions resulting from a great rearmament effort in the face of a new and massive threat to the security of the free world. The United States economy has demonstrated that it could meet the challenge of these tremendous changes with remarkable resiliency. For a variety of reasons foreign countries have not, however, generally demonstrated the same degree of ability to overcome the obstacles faced. Both in the conversion to peacetime activity and in the reconversion to partial mobilization, major economies throughout the world have demonstrated less flexibility and fundamental strength, and greater vulnerability to change and more tendency to inflation.

The problems of monetary policy both in terms of the internal economy and external payments relations are necessarily ever present and vary in form with

changes in the ebb and flow of economic activity. The Soviet threat and the necessity of maintaining adequate defense clearly indicate that for the foreseeable future the problems of monetary policy will be in the forefront of national and international thinking. In the period which we are facing as in the postwar period through which we have passed, the free nations of the world must have under continuous review exchange practices and policies and their impact on their flow of trade and payments.

The Secretary of the Treasury has continually emphasized the importance of measures leading toward internal financial stability, and in the close relationship of these measures to achieving a sound balance of payments. As he said in addressing the Governors of the International Monetary Fund (September 4, 1952):

"But if we are to preserve our internal and external stability we must merit the unpopular role our office calls upon us to play, and take the difficult road of those fiscal and monetary measures suggested in the Fund Report which can minimize inflationary pressures rather than relying—with more or less futility—on measures to control them once they are created. Because of the permeating and corroding effects of inflation on economic and social stability, it is a source of deep gratification to me that our United States Congress has been willing to increase taxes three times in less than two years in order to help meet our necessarily increased expenditures. Through these and other measures we have been enabled to complete six years of postwar finance with a net budget surplus of over \$3 billion."

The importance of these measures is heightened by the new burdens of defense: "... Burdensome as present defense programs are, they seem likely to continue for a sustained period. Moreover, they represent only part of the total domestic economic activities of some countries and only a small or insignificant part in other countries. The bulk of the economies of the world are still devoted to civilian activities. Financing our defense burdens through the easy policy of inflation can only hinder our progress in sound reconstruction and development, by distorting our allocation of resources and our production, by threatening both domestic savings and monetary reserves, and by enhancing balance-of-payments difficulties, which would lead to the introduction or strengthening of undesirable foreign exchange and trade practices.

"The measures to be taken are well known to you gentlemen. They include:

- "1. Increased production of essential goods and increased productivity from available capacity and resources.
- "2. Postponement of less essential Government and civilian expenditures.
- "3. Restriction of investment and credit to essential purposes.
- "4. Increased taxation directed to reduction of less essential civilian expenditures and to the promotion of essential and efficient production.
- "5. Encouragement of savings.
- "6. Minimum reliance on controls and restrictions domestically and internationally.
- "7. Rates of exchange which are realistic and which contribute to international balance and the removal of restrictions.

"These measures are well known. They are hard and difficult. But they are the road to real strength and independence. It is the heavy responsibility of my colleagues here—of Finance Ministers, Central Bank Governors, and their associates—to take the lead in their countries in making effective the difficult but rewarding policies which will, in fact, produce increased economic as well as political and military strength. These are measures which will achieve internal and external balance. These are measures which will stabilize and maintain the purchasing power of currencies and preserve the value of savings. These are measures which will help achieve and maintain the social and economic stability which are necessary for the preservation of freedom and for higher standards of living for all.

"We have a choice. We can take the easy road of inflation and restrictionism which leads to instability and weakness. Or we can take the hard road to strength and independence—the road to monetary stability and freedom. These are the Fund and Bank objectives. It is my fervent hope that for the sake of the future of our countries and for the future of the Fund and Bank we will all take the more constructive road."

TABLE 1.—*Foreign aid programs of the U. S. Government: grants and credits utilized in the postwar period, by calendar years*

(In millions of dollars)

Program	Total utilized	Utilized in the postwar period (calendar years)						
		1951	1950	1949	1948	1947	1946	July-December 1945
Total, all programs.....	35,437	4,957	4,601	6,122	5,713	6,224	5,680	2,140
Total, grants.....	24,388	4,544	4,155	5,430	4,302	2,098	2,592	1,267
Economic cooperation.....	10,549	2,458	2,804	3,797	1,490			
European Recovery Program.....	10,147	2,309	2,731	3,713	1,394			
Far East Program (including Korea).....	402	149	73	85	96			
Lend-Lease and civilian supplies.....	6,128	320	506	1,081	1,504	990	1,055	671
Lend-Lease.....	1,945				2	18	805	1,121
Civilian supplies.....	5,439	322	506	1,081	1,512	1,020	654	343
(Credit offsets to grants).....	1,256	12		(2)	19	147	1404	1794
UNRRA, post-UNRRA, and interim aid.....	3,443		(2)	1	625	868	1,470	479
UNRRA.....	2,589			(2)		640	1,470	479
Post-UNRRA.....	299			1	81	216		
Interim aid.....	556		(2)	11	545	12		
Other grants.....	4,268	1,766	846	551	682	240	66	117
Mutual-defense assistance.....	2,040	1,573	467					
Greek-Turkish aid.....	659	9	59	170	348	74		
Philippine rehabilitation.....	631	12	166	203	130	86	33	
Chinese stabilization and military aid.....	243	3	5	44	72		15	105
Technical assistance and inter-American aid.....	185	48	27	30	16	46	11	7
International refugee assistance.....	241	8	52	71	89	19	2	
International Children's Fund.....	81	6	15	18	27	15		
Palestine relief.....	59	24	20	15				
Donations of agricultural surplus.....	81	46	36					
Yugoslav aid.....	38	38						
American Red Cross.....	10						5	5
Total, credits.....	11,050	413	446	692	1,411	4,126	3,089	873
Export-Import Bank.....	2,937	204	200	185	429	824	1,037	68
Economic Cooperation.....	1,131	70	157	428	476			
War-account settlements.....	1,388			(2)	12	48	764	562
Other lend-lease and surplus property.....	1,276	2	5	32	185	248	550	253
Other loans and commodity credits.....	4,319	136	84	47	309	3,006	737	
Anglo-American Financial Agreement.....	3,750				300	2,850	600	
Indian loan.....	106	106						
Spanish loan.....	17	17						
United Nations loan.....	58	13	22	20	3			
Commodity credits.....	283		27	27	7	86	137	
Miscellaneous loans.....	105		35	(2)	(2)	70	(2)	(2)

¹ Minus.² Minus less than \$500,000.³ Less than \$500,000.

NOTES.—*Lend-Lease* was supplied principally to European countries and China. *Civilian Supplies* have been administered by the Army and Navy as aid to occupied areas, Germany, Austria, Italy, Japan, Korea, and the Ryukyus.

UNRRA—The United States Government contributions to UNRRA totaled \$2.7 billion out of a total UNRRA program of \$3.9 billion. UNRRA assistance went principally to European countries and China.

Interim aid was administered by the Department of State and the Economic Cooperation Administration under the act of December 17, 1947 (Public Law 389, 80th Cong.). Assistance was rendered to Austria, France, and Italy principally during first half of 1948.

Greek-Turkish assistance under the act of May 22, 1947 (Public Law 75, 80th Cong.), was administered by the Department of State and included civilian as well as military aid.

Philippine rehabilitation has been authorized for war damage compensation (private war damage claims), transfer of excess Army stocks, and restoration of public property and essential public services.

China—The stabilization grant of \$260 million was administered by the Treasury Department under the act of February 7, 1942 (Public Law 442, 77th Cong.). Military aid to China was administered by the Executive Office of the President and terminated in April 1949. Chinese aid consisted of grants administered by the Economic Cooperation Administration under the Economic Cooperation Program for China.

Surplus property includes that aid rendered through the War Assets Administration, the Office of Foreign Liquidation Commissioner, and the Maritime Commission.

Lend-Lease credits have resulted from lend-lease settlements including some goods on inventory and billings for some shipments since VJ-day.

Miscellaneous loans were largely made by the Department of Agriculture, the Army, Reconstruction Finance Corporation, and Department of State.

SOURCE.—Department of Commerce.

232 1952 REPORT OF THE SECRETARY OF THE TREASURY

TABLE II.—*Summary of postwar U. S. Government foreign grants and credits: July 1, 1945, to December 31, 1951, by area*

[In millions of dollars]

Area	Net postwar aid	Utilized			Returned and repaid		
		Total	Grants	Credits	Total	Grants	Credit repayments
Total, all areas.....	32,980	35,437	24,388	11,050	2,457	690	1,767
Total, Europe.....	25,431	26,856	17,679	9,176	1,425	547	878
ERP participants.....	23,786	25,108	16,473	8,635	1,322	508	815
Other Europe.....	1,645	1,748	1,207	541	103	40	63
Asia.....	6,095	6,601	5,550	1,051	506	30	475
Latin America.....	513	767	207	560	255	(1) 93	254
Africa.....	2 57	49	1	48	107		14
Canada.....	2	143		143	142		142
Oceania.....	9	32	19	13	23	20	3
Unallocated.....	987	988	931	58	1		1

¹ Less than \$500,000.

² Minus.

NOTE.—See footnotes to table I.

SOURCE.—Department of Commerce.

TABLE III.—*International Monetary Fund and International Bank dollar assistance to foreign countries through June 30, 1952*

[In millions of dollars]

	Total	Jan.-June 1952	Calendar years				
			1951	1950	1949	1948	1947
Total assistance.....	1,640.6	129.1	123.3	67.2	163.4	396.1	761.5
Fund sales of dollars ¹	813.2	40.6	6.6		101.5	202.8	461.7
Bank dollar disbursements ²	827.4	88.5	116.7	67.2	61.9	193.3	299.8

¹ United States quota \$2,750 million, of which \$687.5 million was paid in gold and \$2,062.5 million in dollars.

² United States subscription was \$3,175 million, of which \$635 million was paid in dollars. Through June 30, 1952 the International Bank sold \$450 million of bonds in the United States.

SOURCE.—International Bank and International Monetary Fund.

TABLE IV.—*The United States balance of payments, July 1, 1945, to June 30, 1952*

[In millions of dollars]

Period	Total exports of goods and services ⁽¹⁾	Means of financing			
		Total imports of goods and services ⁽¹⁾	Net movements		
			U. S. Govern- ment sources ⁽²⁾	Liquidation of gold ⁽³⁾ and dollar assets	Miscellaneous ⁽⁴⁾
Total postwar.....	119,999	74,526	36,824	1,996	6,653
1952: January-June.....	10,531	7,739	2,384	\$-10	418
1951:					
July-December.....	10,589	7,301	2,236	562	490
January-June.....	9,658	7,853	2,456	\$-1,014	363
1950:					
July-December.....	7,642	6,889	2,018	\$-2,507	1,242
January-June.....	6,793	5,278	2,267	\$-1,134	382
1949:					
July-December.....	7,191	4,747	2,610	\$-362	196
January-June.....	8,765	4,968	3,337	364	96
1948:					
July-December.....	8,286	5,376	2,766	\$-74	218
January-June.....	8,806	4,980	2,302	854	670
1947:					
July-December.....	9,728	4,198	2,515	2,084	931
January-June.....	10,068	4,091	3,327	2,378	272
1946:					
July-December.....	7,506	3,635	2,408	1,109	354
January-June.....	7,235	3,328	2,569	823	515
1945: July-December.....	7,201	4,143	3,629	\$-1,077	506

¹ Exports and imports include not only merchandise but also transportation, travel, income on investments, and miscellaneous services, the latter two both private and government.

² Data on U. S. Government sources are net of unilateral transfers to the United States and capital repayments. Included are pensions, annuities, and claims against the U. S. Government, as well as loans and property credits.

³ Includes gold sold out of current production abroad, as well as liquidation of existing foreign holdings.

⁴ Shows net dollar disbursements by the International Monetary Fund and the International Bank (see footnote 5), U. S. net private remittances, U. S. net private long- and short-term capital outflow, and errors and omissions.

⁵ Includes transactions of the International Monetary Fund and the International Bank, formerly under "Miscellaneous."

⁶ Negative figures are due to the net foreign acquisition of dollar assets and purchases of gold from the United States, which are a result of an excess of the means of financing over United States exports.

SOURCE.—Department of Commerce.

CHART A

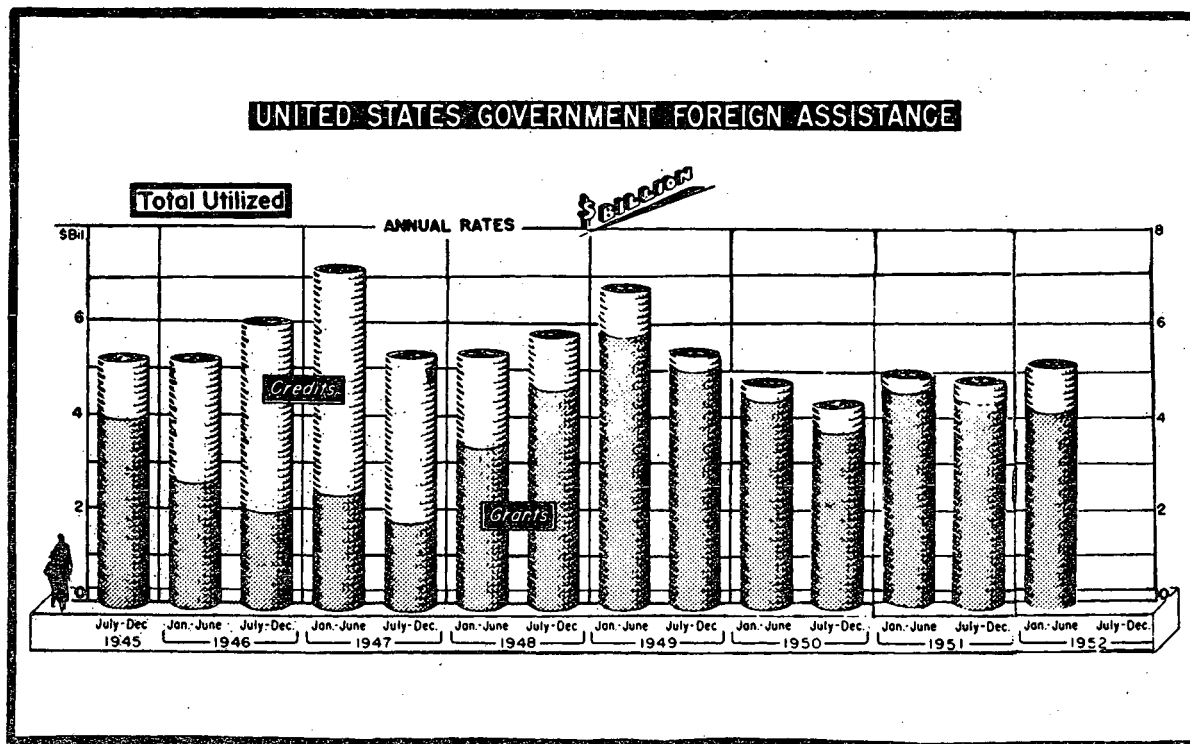
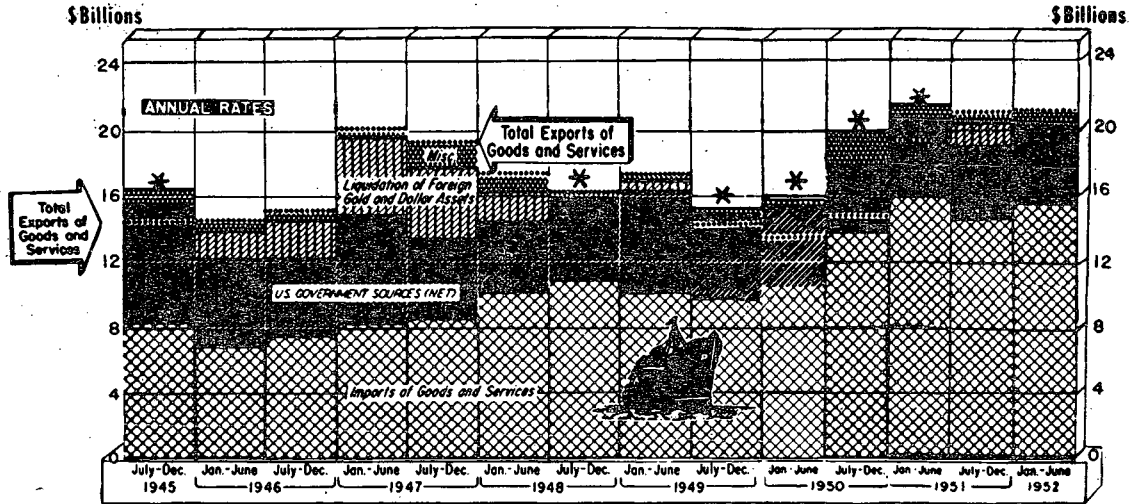


CHART B

THE U.S. BALANCE OF PAYMENTS



*The means of financing shown for the period exceed exports.

APPENDIX D. IMPROVEMENTS AND CHANGES IN WORKING OPERATIONS OF THE TREASURY DEPARTMENT SINCE JUNE 1946

FISCAL YEAR 1947

BACKGROUND

World War II brought on a period of tremendous increase in Treasury activities. New functions were added to the Department while existing functions expanded at a very rapid rate. A few examples of this great expansion of workload are shown below and compared with workload processed during fiscal 1947. A complete table on workload data is found at the end of this Appendix.

	1940	1946	1947
Tax returns filed.....	19, 199, 932	81, 447, 923	91, 723, 748
Persons examined by Customs.....	48, 552, 327	72, 977, 244	78, 947, 553
Sheets of all types of printing.....	446, 846, 250	684, 369, 362	559, 452, 273
Checks issued.....	106, 743, 925	134, 541, 597	160, 637, 192
Checks paid.....	130, 578, 489	348, 749, 450	260, 056, 000
Pieces of outstanding public debt securities requiring servicing.....	25, 009, 543	646, 692, 593	600, 808, 010
Coins produced.....	768, 091, 000	1, 658, 127, 100	2, 016, 485, 295
Cases completed (counterfeiting, check forgeries, bond cases, etc.).....	22, 945	43, 884	50, 202

The war created other problems such as scarce manpower, an influx of unskilled, inexperienced workers on the labor market, and the unavailability of equipment. These factors were coupled with the pressure of a war situation in which speed was often more important than cost. The end of the war brought with it the inevitable retrenchment in expenditures. This general tightening of the belt worked definite hardships on some bureaus of the Treasury where the workload either continued at a high war level or actually increased beyond levels previously experienced.

During the latter part of the fiscal year 1947 some Treasury bureaus were forced to adopt the policy of suspending all hiring and promotion of personnel in order to assure that administrative costs would remain within available appropriations. One major bureau could not fill vacancies created by resignations, deaths, or dismissals during the last four months of the fiscal year, despite the fact that its workload was increasing. These factors accentuated the difficulty involved in converting from wartime to peacetime operations.

It became increasingly apparent that management improvement was required in order that the workload could be handled by the existing personnel or even by fewer people.

START OF THE MANAGEMENT IMPROVEMENT PROGRAM IN THE TREASURY

When Secretary Snyder took office in 1946, the Department was in the initial stages of reconverting to peacetime operations. The Secretary decided that it was an appropriate time for a period of general stock-taking in the Department. The Treasury bureaus accordingly were requested to reexamine their operations with a view to promoting maximum efficiency and economy. They were requested also to report to the Secretary steps taken or contemplated to reduce expenditures; and to indicate the results obtained or expected.

Plans were then made for concerted effort to improve management and several fundamental decisions were made at this time which proved to be sound in practice and which are still being followed.

First, it was decided that the responsibility for improving operations should be placed on bureau heads and line officials of the Department. In other words, a large organization and methods staff would not be built up at the departmental level and vested with this responsibility. Bureau heads were, however, encouraged to employ organization and methods specialists to advise and assist them in carrying out their management improvement responsibility.

Although the decision was made to place responsibility for management improvement in the operating bureaus, it was recognized that central direction and a system of inspection by the Secretary and his staff assistants would be essential to

the success of an all-out improvement effort. The Secretary, therefore, assumed an active role in the management of operations.

The Under Secretary and Assistant Secretaries have had an active part in the management improvement program. Each was given his own area of operation and adequate authority to carry out his assigned responsibilities.

The second fundamental decision made by the Secretary at this time was that primary emphasis in the management improvement effort should be placed on maximum employee participation, since it was believed that therein lay one of the major keys to the success of the improvement program. This led to the adoption of the "Work Simplification" and "Cash Awards for Suggestions" programs which together are designed to enlist as many people as possible in the Department's management improvement endeavor.

WORK SIMPLIFICATION

Work simplification, which has been used with success in private industry and in other parts of the Government service, might be called the grass roots approach to management improvement. It is designed to teach supervisors at all levels of organization how to analyze and improve the operations of their own units. The program was first installed on a pilot study basis in the Bureau of Internal Revenue. Following its acceptance and notable success there, it was adopted by all of the other major bureaus. It has proved to be a highly effective means of utilizing the talents and skills of the Treasury's own employees in a concerted and continuing attack on management problems.

CASH AWARDS FOR SUGGESTIONS

An important corollary of any improvement effort which depends in part on employee participation for its success is a system for rewarding employees who make suggestions which result in improvement. In August 1946, Congress passed a law enabling Government agencies to pay cash awards for such suggestions. In January 1947, the President issued Executive Order No. 9817 which implemented the law passed by the Congress. By the end of June 1947, the Department had prepared all of the necessary regulations and instructions and adopted the employee suggestion program to further encourage employee participation in the over-all improvement efforts. The Secretary established a Treasury awards committee composed of bureau representatives and certain other key officials to administer the program; and the Administrative Assistant to the Secretary set up facilities for the committee in his own office.

MONTHLY REPORT OF ACTIVITIES

In September 1946, the Secretary requested all bureau heads to submit a recurring monthly report of the principal activities showing current as well as anticipated developments in their respective bureaus. The reports are sent to the Administrative Assistant Secretary where they are analyzed, digested, and compiled into a single document entitled "Monthly Report for the Secretary on Treasury Activities." The reports serve the dual purpose of keeping the Secretary and the top staff informed of bureau activities, and of stimulating bureau heads to improve their reporting systems and to use the information gathered to achieve better control over their operations.

SIGNIFICANT DEVELOPMENTS AND ACCOMPLISHMENTS

The fiscal year 1947 brought increased collection of customs revenue, indicating arrival of goods from foreign countries which had long been absent from our markets because of war conditions. This year also saw the final steps taken to return all Coast Guard functions to the Treasury Department from the Navy Department. The functions of the Office of Contract Settlement, the Appeals Board, and the Contract Settlement Advisory Board were transferred to the Treasury Department.

Some of the more significant accomplishments of the first year's efforts toward management improvement in the Treasury Department are listed below:

Armed forces leave bonds were printed on tabulating cards instead of in the conventional manner with savings to the Bureau of the Public Debt of \$171,000 in printing costs alone, plus potential savings in processing operations conservatively estimated at \$100,000 annually.

Machine equipment used in savings bonds sales and redemptions processing operations in Federal Reserve Banks were consolidated in main offices to provide fuller utilization of equipment and personnel, with estimated annual savings of approximately \$1 million. These changes were effected in the latter part of fiscal 1947 and early fiscal 1948. At about this same time a system of management reports was installed which included information on the utilization of rented equipment in the Federal Reserve Banks used in connection with public debt transactions. During the first 3 months of stressing maximum utilization of equipment, 233 pieces were taken off rental at an annual saving of approximately \$128,000.

A report section in the Bureau of the Public Debt was abolished and the redistribution of essential work was made to other sections with annual savings of approximately \$80,000. The Chicago office of the Bureau microfilmed registration stubs thereby releasing 20,471 square feet of space and eliminating the need for purchasing 2,980 file cabinets which would have cost \$300,000. The bond stubs were sold as scrap paper for \$34,000.

The simplification of the bookkeeping methods for outstanding liabilities and streamlining of accounting procedures through reorganizing and redistributing work resulted in an annual savings of approximately \$135,000 in the Division of Disbursement. Production standards were established in the Division's field offices which resulted in a reduction of 266 employees.

Progress continued on the Space Control Program during the year. Rental savings of about \$625,000 annually were made through moving Treasury activities from commercial to Government-owned space. Of this figure, about \$500,000 represented direct savings to Treasury appropriations while \$125,000 represented space released in the District of Columbia and was reflected in the funds of the Public Buildings Administration.

The Bureau of Internal Revenue established a Special Committee on Administration to consider and recommend definite management improvement actions. The recommendations of this committee were submitted in August 1947; however, most of the spade work and findings are attributable to fiscal year 1947. Over 100 suggestions made by this committee were later approved and put into effect. Some of the measures under way during the year in the Bureau of Internal Revenue designed to promote efficiency included the microfilming of records, revision of internal forms, experimentation with new sorting and filing methods, reduction of interest payments through improved procedures in scheduling refunds, and the use of preassembled forms. A long-range study looking to the eventual reorganization of the Bureau of Internal Revenue was begun during fiscal 1947.

The Department also initiated a long-range program to recruit outstanding young college graduates, particularly in the fields of law, business, public administration, and accounting.

The Treasury was represented in the Civil Service Administrative Intern Program during the year when its nominee qualified for the training. This program, conducted on an interdepartmental basis, is designed to provide a continuing source of potential administrators and key personnel for Government agencies.

FISCAL YEAR 1948

BACKGROUND

Work simplification, initiated in the Bureau of Internal Revenue in 1947, was expanded during fiscal 1948 to the Fiscal Service (consisting of the Bureau of Accounts, the Bureau of the Public Debt, and the Office of the Treasurer of the United States), the Bureau of Federal Supply, the United States Secret Service, and the Office of Administrative Services. This year brought the first results of the cash awards for suggestions program which had been inaugurated during the last month of fiscal 1947. It also brought the creation of another device to foster management improvement—the use of management committees. In this year, also, the Department profited from the studies of outside management consultants.

USE OF MANAGEMENT CONSULTING FIRMS

Although officials of the Department believed that within the Treasury lay a vast storehouse of fruitful ideas for improvement which should be tapped and explored, they did not want to overlook the benefits which can be realized from an outside approach to organizational problems. It was believed that private management consulting firms, with their extensive knowledge of modern business

methods and practices, could be extremely helpful in assisting in the Department's improvement programs.

For these reasons, management consulting firms which had been authorized by the Congress were employed in fiscal 1948 to make comprehensive surveys of the Bureau of Customs and the United States Coast Guard. This marked the first time the Department had made use of outside firms to study and improve its organization and procedure. Both of these studies were implemented through steering committees which were made up of officials from the interested bureaus and from the Office of the Secretary.

MANAGEMENT COMMITTEES

In fiscal 1948 the Administrative Assistant to the Secretary proposed to the Secretary the establishment of a Treasury Department Management Committee to coordinate and stimulate efforts to improve management, to serve as a forum for the exchange of management information, and to consider certain over-all problems of management in the Department. The Secretary subsequently appointed a committee with a membership chosen from among the key officials in the various Treasury bureaus and designated the Administrative Assistant to the Secretary as chairman. It has proved invaluable, particularly when an emergency arises, to have such a group which can be called together quickly to decide collective action.

Just before the end of the fiscal year, the Secretary established a committee to direct management studies of the Bureau of Internal Revenue. The steering committees which had been established to study the recommendations made by the private management consultants proved so effective that several bureaus have since established similar groups to act in an advisory capacity to top management.

DEVELOPMENTS AND ACHIEVEMENTS

In fiscal 1948 an ambitious program to mechanize large portions of the operations of the collectors' offices in the Bureau of Internal Revenue was initiated. An experiment in Cleveland with tabulating machines used in connection with handling income tax returns showed much promise and plans were made for the extension of machine usage to other large collectors' offices.

Early in the fiscal year 1948, a congressional committee, the Joint Committee on Internal Revenue Taxation, made a study of the enforcement of the internal revenue laws to ascertain the number of deputy collectors, revenue agents, and other personnel that should be employed by the Bureau of Internal Revenue in order to insure maximum net returns from taxes imposed by such laws. The Appropriations Committee of the House of Representatives also made a complete investigation into the affairs of the Bureau in the early part of the year. The investigators, in reports to the respective committees, set forth their findings and made recommendations covering many phases of the Bureau's operations, including suggestions for strengthening the central administrative organization and for increasing the over-all enforcement activities. The reports were considered in connection with the appropriation of funds for 1949 and, on the basis of the investigators' findings, the Bureau's appropriation was increased by over \$5½ million for the purpose of strengthening enforcement operations. The recommendations were also considered in the long-range study to reorganize and modernize the Bureau which had been started in fiscal 1947.

A large-scale microfilming program designed to reduce the space and to release equipment required for storage, and to make records more accessible, was pursued by the Bureau of Internal Revenue in fiscal 1948. Approximately 98 percent of the storage space required for the records was saved and filing cabinets valued at some four times the cost of the microfilming project were released for use elsewhere.

Following the discontinuance of the Canadian border patrol at the close of the fiscal year 1947, consideration was given to similar action along the Mexican border. In cooperation with the Immigration Service, some rearrangement of the duties of Customs and Immigration employees was effected on a pilot study basis at a considerable saving for both agencies. This later resulted in an annual savings of approximately \$308,000.

The method of port patrol in the Customs Bureau was changed by substituting radio patrol cars for the traditional foot patrol. Savings amounted to \$472,500 in fiscal 1948, with recurring savings on an annual basis of approximately \$530,000.

A comprehensive management survey of the Bureau of Customs was undertaken by McKinsey and Company, a firm of management consultants. A large majority of the recommendations have been approved and put into effect. A number of the other recommendations were included in the Customs Simplification Bill of 1950, which has not yet been enacted into law.

Revision of production methods in the Bureau of Engraving and Printing for processing cigarette stamps resulted in annual savings of approximately \$84,000. The method of printing fermented malt liquor stamps was changed from plate printing to the offset method, which reduced the annual cost by approximately \$58,000.

A comprehensive survey of the United States Coast Guard was undertaken by Ebasco Services, Incorporated. The recommendations made by the company have become an integral part of the broad and continuing management improvement program of the Coast Guard.

An important study was undertaken jointly by the General Accounting Office, the Treasury Department, and the Bureau of the Budget, to attack the problem of improving the Government's accounting system in the light of the responsibilities and interest of the three agencies. The Accounting Systems Staff of the Bureau of Accounts was assigned the responsibility for carrying out the Treasury Department's role in this major project.

The microfilming of savings bonds was commenced in the Bureau of the Public Debt, thus providing the Department with a permanent film record of redeemed securities. At the close of the fiscal year some 52 million of the more than 237 million bonds received had been microfilmed.

Another major improvement in savings bonds redemption and reissue procedures, affecting Federal Reserve Banks and the Chicago office of the Bureau of the Public Debt, was placed in effect during the year. This change permitted Federal Reserve Banks to complete the redemption and reissue of certain savings bonds without sending the bonds to the Public Debt office, with the result that savings of approximately \$841,000 were realized.

EMPLOYEE SUGGESTION PROGRAM

The employee suggestion program got off to a good start in fiscal 1948. This justified the Secretary's belief that the individual on the job could make a worthwhile contribution to the management improvement effort if given the opportunity. During the year, 6,879 suggestions were submitted by employees. Of this number 305 were adopted during the year. Savings resulting from adopting the suggestions amounted to \$221,357 and employees were paid a total of \$7,660 for their ideas. Response to the suggestion program was so enthusiastic that the committee process which had been established for handling the suggestions could not keep up with the volume. As a consequence, only 3,000 of the suggestions submitted were processed and at the fiscal year-end almost 3,900 suggestions were still awaiting action by the local committees or the central committees in Washington.

FISCAL YEAR 1949

BACKGROUND

The general administration of the Treasury Department during fiscal 1949 was marked by significant extensions of certain management techniques already in use in the Treasury. Employment of outside management consultants was extended to the Bureau of Internal Revenue. Applications of the findings of management studies of the Bureau of Customs and the United States Coast Guard, conducted by McKinsey and Company and Ebasco Services, Incorporated, respectively, were carried much further, although a final evaluation of these studies could not be made at the close of the year because of the long-range character of many of the proposals. Throughout the year, work simplification continued to be emphasized in the principal operating bureaus of the Department.

All of these programs have been in line with a general management program to simplify organization and streamline operations.

There were also certain steps taken to improve budgeting in the Office of the Secretary. One of the more important budget improvements was the assimilation of the budget of the Division of Personnel into the budget of the Office of the Secretary. This step brought the Office of Personnel into the group designated as the Office of the Secretary. The responsibilities of the Director of Personnel were not changed inasmuch as he continued to advise the Office of the

Secretary on personnel policy and to supervise the Department's decentralization of personnel operations which has been under way for some time.

The Treasury's program to release commercial space and make use of federally owned or controlled space moved forward steadily during the year and resulted in estimated savings of some \$561,000.

DEVELOPMENTS AND ACHIEVEMENTS

Continuing emphasis was given to public education aids by the Bureau of Customs. An illustrated folder, *Customs Hints*, which was written in simple, nontechnical language, was issued to assist travelers and others having contacts with the Bureau of Customs.

During 1949, the Customs Bureau eliminated the southwest border patrol with savings of approximately \$439,000 on an annual basis.

A systematic review of all the accounting and auditing procedures in the United States Coast Guard was instituted, with a view toward streamlining operations and providing for the elimination of overlapping and duplication. Improvements under way during this fiscal year included: (a) decentralization of detailed accounting to districts; (b) centralized consolidation of reports and analyses for management purposes; (c) use of site audits and reduction of departmental post-audits to the maximum permissible extent; and (d) establishment of an adequate system of cost accounting. A pilot study in the Fifth Coast Guard District was planned for the fiscal year 1950 with extension to the other districts as rapidly as possible.

A study of existing supply procedures in the Coast Guard initiated in February of this year was directed toward: (a) more efficient methods of procurement; (b) better inventory control with reduced cost; (c) faster filling of supply orders; and (d) improved distribution of stocks.

On February 27, 1949, an aerial ice patrol operating from Newfoundland was introduced. It continued until June 15. Ice patrol by vessel was neither required nor established during the 1949 season.

During fiscal 1949, the Coast Guard continued to study the management report submitted by the Ebasco management consultants, and action on 119 of the 193 recommendations was completed. A central management group was established to deal with the general improvement guidelines to be established in accordance with the recommendations of the consulting firm.

A special board of officers convened early in 1949 to investigate the necessity for operating each Coast Guard lifeboat station, light station, and lightship. This board, as part of its study, held public hearings in the localities concerned to determine whether the facility need be continued.

The preparation of tax refund checks by what is known as the "transfer posting method" proved satisfactory in the 1948 experiment and was extended in fiscal 1949 by the Division of Disbursement. This method not only facilitates the preparation of the check but also reduces the cost of typing and the possibilities of errors in transcription. Effective January 1, 1949, the making of check payments in the name of the Chief Disbursing Officer was discontinued in all regional offices except Washington, D. C., and assistant disbursing officers commenced making disbursements and rendering accounts in their own names. The change was made in order to facilitate the audit and settlement of disbursing officers' accounts.

The Bureau of Engraving and Printing pursued its equipment modernization program during fiscal 1949 with the purchase of 20 new flat-bed printing presses equipped with automatic polishers and semiautomatic feedboards and with the awards of contracts for the manufacture of automatic polishers and semiautomatic feedboards to equip 150 of the old presses. It is calculated that these modernized presses will make it possible to increase currency production by approximately 30 percent and will save something over \$1 million each year. The installation of a new method of pressing currency by hydraulic press resulted in annual savings of approximately \$63,000. Reduction in the size of paper for printing revenue stamps and standardization of the size of other paper used in printing saved almost \$50,000.

The Bureau of Internal Revenue continued its program of simplifying the filing of the tax returns for the millions of people who had begun to pay taxes for the first time during the war. The Bureau also continued its program for developing a mechanized system to handle the mass operations which had developed. The Bureau completely rewrote the booklet, *Your Federal Income Tax*, in order to present in nontechnical language a well-rounded statement of the individual income

tax laws and regulations. About 265,000 copies of the revised booklet were sold in 1949, and it received very favorable comment by the public and the press.

The new combined quarterly return form for withholding tax and employment tax, tested in the Maryland office of the Bureau of Internal Revenue, was found successful and was placed in effect in other offices as of January 1, 1950. This form not only simplifies the work of the taxpayer, but also makes possible savings to the Bureau which are estimated conservatively at more than a quarter of a million dollars annually.

The Bureau of Internal Revenue employed Cresap, McCormick, and Paget, a firm of management consultants, to make a study of collectors' offices and a survey of the Bureau's entire departmental and field organization, looking towards substantial structural and procedural changes in the organization. This was a continuation of the long-range study initiated in fiscal 1947.

Responsibility for all surveying and classifying of individual income tax returns for audit purposes was decentralized to field offices of the Bureau of Internal Revenue. An audit control program of sample selection of individual income tax returns for field investigations aimed at better voluntary compliance by taxpayers and more effective direction of investigative effort was also initiated by the Bureau during fiscal 1949.

New procedures were established for retaining all individual income tax returns and more than 95 percent of all excise tax returns in collectors' offices of the Bureau, thus eliminating their shipment to and filing in the Washington office.

Additional decentralization of administrative services in the Bureau of Internal Revenue was achieved during fiscal 1949 by transferring certain personnel records to field offices and by greatly enlarging the authority of the field offices to approve personnel action. Important progress was made in the mechanizing of operations in collectors' offices, particularly in the rapid acceleration of microfilming programs and the installation of punch card tabulating equipment and procedures in seven additional collection districts.

A revision of the procedures in the Chicago office of the Bureau of the Public Debt for establishing and maintaining Series F and G savings bonds accounts resulted in annual savings of \$168,000.

The Bureau of the Mint developed a new water-cooled mold for casting silver ingots mechanically instead of by hand thereby reducing the accident hazard for workers who previously had to handle hot molds and ingots. The Mint Bureau also developed a universal silver ingot to be used for all silver coins, thus eliminating the need for casting separate ingots for ten-, twenty-five-, and fifty-cent pieces.

INCENTIVE AWARDS PROGRAM

During the fiscal year 1949, the number of suggestions received from employees continued at the very high level of 5,155 suggestions. The rate of examination of suggestions improved considerably, 5,414 suggestions were examined by suggestion committees. Of the number of suggestions reviewed, 828 were adopted for which awards totaling \$17,595 were authorized. Savings attributable to the adopted suggestions amounted to over \$288,000 during the year. The quality of suggestions received improved noticeably, resulting in a 15 percent adoption rate in 1949, indicating that the employees were giving considerable thought to the development of their suggestions. The increased attention to the processing of suggestions by the many local committees and a departmental committee resulted in a reduction in the backlog of pending suggestions from over 3,800 in 1948 to 3,595 at the close of the fiscal year 1949. The Department granted 16 salary increases for superior accomplishment which amounted to step increases totaling \$2,700. In addition, five exceptional civilian service honors and two meritorious civilian service honors were granted.

FISCAL YEAR 1950

BACKGROUND

The importance of improving the administration of the Government was reaffirmed on July 29, 1949, when the President issued an Executive order calling for aggressive, systematic appraisal, and improvement of operations, and creating the President's Advisory Committee on Management Improvement. This action gave great stimulus to the program, particularly because of a requirement that the Bureau of the Budget review the results, and full advantage was taken of this opportunity to reemphasize the Management Improvement Program in the Treas-

ury Department. On August 9, the Secretary of the Treasury assigned to the Treasury Department Management Committee responsibility for advising and assisting him in carrying out the directives of the Executive order and in accelerating the Department's management program which had been established in 1946.

This same year saw the passage of the Classification Act of 1949. Title X of that act supported the Executive order in requiring that the departments make systematic reviews of their operations and added the requirement that one purpose of such reviews shall be the identification of individuals and groups who are rendering outstanding service and their reward in either cash or salary increases. In other words, this new legislation made it possible for the first time to give cash awards for efficiency.

During this year the Bureau of Federal Supply was transferred from the Department to the General Services Administration by an act of Congress. At the time of the transfer, the Bureau of Federal Supply was concerned chiefly with determination of policies and methods of procurement, warehousing and distribution of supplies, and acquisition of services required by executive agencies. It also was responsible for standardizing forms and for disposal of surplus personal property. In addition, the Bureau performed certain functions for Treasury bureaus in connection with the acquisition of forms and other printed matter which were retained in the Department by order of the Director, Bureau of the Budget and assigned by TD Order No. 117 to the Office of Administrative Services. Some of these functions were subsequently decentralized to the several bureaus.

DEVELOPMENTS AND ACHIEVEMENTS

The joint accounting project which was announced in January 1949 by the Comptroller General of the United States, the Secretary of the Treasury, and the Director of the Bureau of the Budget, continued during the year. The new Budget and Accounting Procedures Act of 1950 which was to become law in fiscal 1951 gave official recognition to the joint accounting program by establishing it as a permanent function.

Performance budgeting was introduced in the Federal Government during the fiscal year 1950. This new type of budgeting placed emphasis on analyzing the cost of services by functions or activities. When this new system was introduced, a booklet entitled *Performance Reporting* was prepared in the Treasury Department. The purpose of this booklet was to explain to the various bureaus and offices of the Department the benefits which would be realized in budgeting and general management by changing the accounting and reporting systems to an activity basis. Since its publication, hundreds of copies of the booklet have been sent on request to other Government agencies, research groups, universities, and even to some foreign governments.

Scientific control weighing and testing procedures, which were adopted by the Bureau of Customs in 1949 for sugar, wool, and tobacco, were extended to other products in 1950. The Bureau also conducted a scientific analysis to determine the quantity of wool which would have to be sampled in order to gauge accurately the clean content; results of the study led to a reduction in the number of bales required.

The Bureau of Customs completed a pamphlet entitled *Customs Information for Exporters to the United States* during 1950; and its initial distribution received widespread approval. As in the case of *Customs Hints*, every effort was made to widen the distribution of this pamphlet and it was translated into five foreign languages.

On an international basis, technical discussions were held on customs procedure and laws affecting trade among eleven countries. A meeting of customs and foreign trade experts of Britain, Canada, and the United States was held from October 31 to November 8, 1949. Subsequently, similar discussions were held with representatives of eight additional countries. Information was exchanged on customs practices, and techniques were explored for classification and valuation of merchandise, assessment of penalties, marking requirements, accounting and auditing, sample-weight and testing, and treatment of currency exchange practice. The elimination of certified consular invoices for a substantial portion of imports was announced by the Commissioner of Customs in March of 1950, and a new customs duty bond to expedite clearance of merchandise was provided, to go into effect July 19, 1950.

During the year also, legislation was drafted and introduced in Congress to modernize and simplify United States customs requirements beyond the present limits of administrative action.

The Bureau of Engraving and Printing continued the comprehensive modernization program commenced in the preceding fiscal year. The installation of auxiliary polishers and semiautomatic feedboards on 251 of the old style intaglio plate printing presses, used for the printing of currency and other engraved work, was completed during the year. As a result of this conversion, the output of these presses ultimately will be increased about 30 percent, thereby effecting estimated annual savings of over \$1 million.

The five modern offset presses installed by the Bureau of Engraving and Printing during the year print revenue stamps in 800-subject sheets, thereby doubling the output of the old type press; and the three new typographic presses for over-printing revenue stamps and checks have a productive capacity about 25 percent greater than the obsolete presses which they replaced. An improved method of packing sheets of postage stamps for delivery was adopted. The new method facilitated the packing operation and afforded greater protection to the stamps while in transit.

Officials of the Bureau of Engraving and Printing worked closely with members of the Bureau of Accounts in conducting a survey of the fiscal activities in the Bureau of Engraving and Printing. Following the survey, preparatory work was begun on the installation of a business-type budget and accounting system in the Bureau. An illustrative budget was prepared on this basis and submitted to the Congress together with a request for legislation authorizing the Bureau to operate on an entirely reimbursable basis beginning with the fiscal year 1952.

A new form of Government check was designed by the Fiscal Service showing the amount in one place on the check instead of two places. This change not only facilitated payment of the checks but effected savings in the preparation of addressograph plates and in modifications of these plates. Payments in certain foreign countries were further facilitated by a new procedure effected May 1, 1950, which permitted the drawing of checks on the Treasurer of the United States by the United States disbursing officers of the Department of State in lieu of making drafts on the Secretary of State.

Improvements of Fiscal Service procedures in connection with withheld taxes resulted in earlier use of tax money by the Government. This is computed to be worth about \$1,500,000 annually on the basis of the lowest rate of interest on public debt obligations. An additional \$1 million is being saved on an annual basis which represents one-half the interest on depositary bonds formerly allotted to commercial banks to compensate them for expenses for handling withheld taxes.

Extension by the Division of Disbursement of the use of transfer posting equipment to Atlanta, St. Louis, Boston, and Dallas during the fiscal year 1950 resulted in an estimated additional saving of \$25,000.

The Bureau of the Public Debt, through improved procedures for processing paid interest coupons, effected savings of \$50,000 a year on an annual basis. The discontinuance of their St. Louis Regional Office and transfer of its functions to the regional offices at Chicago and Cincinnati resulted in \$100,000 of annual savings while the discontinuance of the Los Angeles Regional Office and transfer of its functions to the regional offices at Chicago and Cincinnati resulted in a saving of \$150,000 a year. The abolishment of the activity concerned with payroll savings in the Reports Unit of the Division of Loans and Currency will save \$50,000 a year. In all, the Bureau can point to many improvements which cumulate something in excess of \$500,000 on an annual basis.

Certain functions which had been performed by the Bureau of Federal Supply were transferred to the Office of the Treasurer of the United States on July 1, 1949, when the Bureau of Federal Supply was transferred from the Treasury to the General Services Administration. Subsequently, the Treasurer's Office made arrangements with each of the various Federal Reserve Banks which enabled them to obtain shipments of material and forms for use in Treasury business directly from the contractor. This not only relieved the Treasurer's Office of maintaining immense stocks at headquarters but in many instances actually reduced budgetary requirements for transportation purposes.

The Treasurer's Office also discontinued the administrative audit on paid interest coupons and in this manner effected recurring savings on an annual basis of \$80,000.

The Bureau of Internal Revenue continued its program of microfilming documents during fiscal 1950. Approximately 167 million index cards and forms were microfilmed. Filing cabinets at an estimated value of \$335,000 and floor space worth an annual rental value in excess of \$67,000 were released as a consequence.

During the year, an additional punch card and tabulating installation was made in the Collector's Office of the Bureau of Internal Revenue at Philadelphia. Exploratory work was done on extension of tabulating procedures in accounting and record-keeping operations. Electronic computers (amazing machines capable of computing the tax liability on a return in 1/70 of a second) were installed in several collectors' offices for use in computation and verification.

The Bureau of Internal Revenue completed field work on the audit control program for 1948 tax returns. The information obtained was summarized and analyzed in a series of reports distributed to field officers to assist them in the selection of returns for investigation and audit. Field work on the 1949 tax year audit control program was initiated. This program involved fewer returns but was expanded to include corporation income tax and certain excise taxes as well.

In order to explore the possibilities of cooperative Federal-State audits, arrangements were made for cooperation in the investigation of income tax returns with two States—Wisconsin and North Carolina. Similar arrangements were later made with three additional States. It is hoped that these experiments will lead to improvements in the pattern and method of Bureau-State cooperative enforcement and to the further extension of these cooperative efforts to other States.

In line with the expanded scope of the work in the Bureau of Internal Revenue, and in accordance with the Bureau's long-range study to modernize its organization structure and operating methods, a comprehensive survey was made of the Bureau's budgetary and accounting processes by representatives of the Treasury Department's Budget Office and the Bureau of Accounts. Their reports and recommendations were submitted on January 25, 1950, and a number of their suggestions were placed in effect.

As a pilot operation, an office was set up in Boston to handle disbursement accounting functions on a centralized basis for all local Internal Revenue offices in that city.

The Bureau of the Mint conducted a survey of accounting practices in the mint field offices. A number of improvements and revisions were made in the accounting procedures which would provide additional information and data for management purposes and also for budget presentation. In connection with this survey, a new accounting manual was drafted.

The massive melting and rolling equipment in the Denver Mint, which a year previous was in the experimental stage of operation, was brought to a high state of efficiency. This equipment processes a 400-pound bronze ingot in place of the 6-pound ingot formerly processed in small rolling mills. It also eliminated the hand-pouring method previously used.

A new type of water-cooled mold, invented by mint technicians at the Philadelphia Mint, resulted in a 23 percent reduction in silver ingot melting cost during the year. Experiments were conducted to utilize this equipment for production of nickel and bronze ingots.

With the installation of more powerful motors on the rolling mills at the San Francisco Mint, provision was made for the processing of longer and wider ingots and an increase in coin production ranging from 100 percent to 300 percent resulted.

During fiscal 1950, the United States Coast Guard was allotted money from the "Fund for Management Improvement, Executive Office of the President," for the purpose of contracting with outside management consultants to conduct studies of the requirements for refining the allocation of available personnel by proper grades and ratings among the several operational functions and the many and diverse facilities of the Coast Guard Service, and to study the requirement for furthering efficiency and economy in the operation of the Coast Guard Yard at Curtis Bay, Md. All preliminary arrangements for the two studies were made in fiscal 1950; the actual studies, however, did not begin until fiscal 1951.

Procedures for a new accounting system were completed by the Coast Guard and representatives of the Fiscal Service during the year and installation of the system was made in headquarters in October 1949. A pilot installation was also made in the Fifth District at Norfolk, Va., in March 1950 and as a result of experience gained in this installation, revisions of accounting procedures were made preparatory to extending the system to other district offices.

During this year, the supply program of the Coast Guard was further developed.

With counterfeiting more prevalent than at any time since 1935, the Secret Service took a number of steps toward more effective suppression. Extensive

centralized files on all counterfeiting offenders and suspects were established in order to coordinate the investigations by field offices. The Service acted to expand its public information program by participating in "Counterfeit Clinics" sponsored by several Federal Reserve Banks; distributing several thousand postcard-sized warnings of counterfeiting notes in circulation and new framed exhibits of genuine and counterfeit bills for the information of banks, merchants, civic organizations, business groups, and others; and distributing the pamphlet *Know Your Money* to cashiers, merchants, and the general public.

The Secret Service completed plans during fiscal 1950 for reorganizing its field force effective July 1, 1950. The 56 field offices, instead of being under the control of 14 supervising agents, are independent units, each under a special agent-in-charge who reports directly to the Chief of the United States Secret Service. Four regional inspectors, with headquarters in the Chief's Office, make regular systematic inspections of field offices in their respective regions so that there is direct and continuing liaison between the Chief and the Special Agent-in-Charge of each field office. Other management improvements during the year included the installation of a standardized filing system in all Secret Service offices, and the preparation of a new manual prescribing procedures for all Secret Service personnel.

INCENTIVE AWARDS PROGRAM

The employee suggestion program tapered off during 1950 as could reasonably be expected; however, 2,939 suggestions were submitted by Treasury employees. The awards committee processed 3,861 suggestions. Of this number 915 were adopted and cash awards totaling \$16,355 were authorized for savings amounting to \$252,726. The percent of adoption climbed to 23.6 percent in 1950 as compared with 15.2 percent in 1949 and considerably less in 1948.

Title X of Public Law 429 of the 81st Congress (the Classification Act of 1949), provides for payment of cash awards to employees who contribute to the efficiency of operations. During 1950 the Treasury Department granted one award under Title X, which incidentally was the first efficiency award granted by any Government agency. This award was granted to 54 employees in the Division of Disbursement of the Bureau of Accounts for efficiency in the tremendous job of issuing checks under the National Service Life Insurance Dividend Program. The total award amounted to \$1,500 and was granted to the employees for saving \$158,000 in the conduct of the program.

In addition to the awards mentioned above, 20 Superior Accomplishment Awards were issued to employees during the year under Title VII of the Classification Act of 1949. The total salary increases amounted to \$2,279. The Department also granted six exceptional civilian service honors and two meritorious civilian service honors to Treasury employees.

FISCAL YEAR 1951

BACKGROUND

The Treasury Department program for improvement of management was intensified during the fiscal year 1951, and was given substantial impetus through adoption, on July 31, 1950, of Reorganization Plan No. 26 of 1950. The plan transferred to the Secretary of the Treasury all functions of the Department with minor exceptions. It also created the position of Administrative Assistant Secretary to strengthen the over-all management of the Department. Under these provisions, in the course of the year, the Secretary issued 16 delegations of authority to bureau heads with permission for redelegation to lower organization levels.

Through this clarification and transfer of powers, the reorganization plan provided areas for management improvement which hitherto had not been available.

During 1951, staff members of the Office of the Administrative Assistant Secretary conducted comprehensive surveys of organizations and operations in three major bureaus or services while limited review was started in two others. Members of the staff of the Fiscal Assistant Secretary participated with bureau personnel and representatives of several Federal Reserve Banks on six major procedural and management improvement projects during the fiscal year.

DEVELOPMENTS AND ACHIEVEMENTS

The Bureau of Accounts effected management savings totaling over \$500,000 on an annual recurring basis. Revision of withholding tax procedure accounted for a saving of \$63,000. Further utilization of the transfer posting method of preparing checks added \$128,000 of savings to those previously realized by the use of this system, while further application of automatic punching on addressograph equipment and other addressing machine improvements amounted to \$116,000 annually. Microfilming checks, ribbon re-inking devices, dual purpose check-signing machines, work simplification suggestions, and other miscellaneous management improvement projects accounted for the remainder of the savings.

In the Bureau of Customs, the abolition of inspector positions involved in dual screening on the Canadian and Mexican borders resulted in approximately \$100,000 annual savings. An improved method of testing wool samples with a small-sized tool resulted in a production increase and in an annual saving of \$15,000. The installation of IBM equipment in the New York Accounts Division of the Bureau of Customs resulted in bringing the billing and payment of reimbursable overtime compensation to a current status and, in addition, released four inspectors for regular inspection duty with estimated savings of some \$17,000 a year. Employee suggestions, work simplification improvements, and other miscellaneous projects amounted to \$70,000, bringing total savings to more than \$200,000 on an annual recurring basis.

The installation of automatic polishers and semiautomatic feedboards on flat-bed presses, started during the 1950 fiscal year by the Bureau of Engraving and Printing, was just about completed in the fiscal year 1951, with resulting savings estimated at about \$1,600,000 a year. The development and use of non-offset green ink for printing currency enabled the Bureau to eliminate certain manual operations which would save an estimated \$963,000 on an annual basis. The installation of automatic take-off devices on printing presses permitted the elimination of one printer's assistant from each press and savings of almost \$700,000 a year. These and other major improvements effected during the year made it possible for the Bureau to save, on an annual basis, a total amount of \$4,695,000.

The Bureau of the Mint continued its improvement program and as a result could point to over \$700,000 in savings attributable to improvements installed during the year. The installation of magnetic strip gauges on rolling mills in the Philadelphia Mint accounted for some \$75,000 a year, while the adoption of a wider bronze ingot in that Mint permitted the saving of \$135,000 annually. In all, the Philadelphia Mint is credited with some \$276,000 of annual recurring savings. The Denver Mint effected a saving of over \$39,000 through increased efficiency in the handling of large bronze ingots; \$100,000 through the adaptation of new equipment to silver and nickel ingots; and an additional \$121,000 of annual savings through other management improvement projects. The San Francisco Mint reduced its annual expenses by more than \$184,000. Of this amount, \$70,000 was saved through the adoption of a wider ingot for all alloys; \$60,000 by the construction of a universal water-cooled mold; and \$54,000 through improved material handling, more efficient processing of minor metals and ingots, and improved methods of feeding blanks into annealing furnaces.

In the Office of the Treasurer of the United States, the reorganization of the Claims Section of the Division of Securities, the further use of punch card checks, and conversion from manual to mechanical count of whole currency permitted the saving of \$94,000 on an annual basis.

The Bureau of the Public Debt continued its management improvement program during fiscal 1951, with a total annual saving of \$682,000. Of this total, \$146,000 resulted from further installation of electronic machines for counting unfit currency retired from circulation. These electronic counters, through a system of fanning the currency across a beam of light faster than the eye can perceive, count the number of bills in each package. An annual saving of \$72,000 was realized through the transfer of distinctive paper custody functions from the Bureau of the Public Debt to the Bureau of Engraving and Printing.

The long-range study to reorganize and streamline the Bureau of Internal Revenue continued to receive attention. Certain basic concepts had developed and a general plan of organization began to take shape. The policy of compulsory examination of the taxpayers' books and records in all claims cases of over \$1,000 was revised to allow claims up to \$3,000 without such field examination if they were found to be valid *prima facie*. This resulted in annual savings of \$430,000,

which financed additional audit and investigative work on more productive cases. The installation of bulk gauging tanks in 57 internal revenue bonded warehouses provided savings of over \$200,000 on an annual basis. A procedure was instituted for centralized stuffing and mailing of forms and instructions which saved the Bureau \$140,000. In all, through these and other improvements, the Bureau effected savings during 1951 of \$1,356,000.

During the latter part of the fiscal year, the Coast Guard received two reports covering surveys by outside management consulting firms. The firm of Booz, Allen, and Hamilton made a detailed classification survey of the military and civilian positions at fourteen selected "type" stations to determine the extent to which job classification is applicable to the Service and to develop methods and procedures for continuing the process to cover all jobs. The report has been combined with the over-all management plan as a long-range program. The firm of Cresap, McCormick, and Paget conducted a survey of the Coast Guard Yard at Curtis Bay, Maryland, to further efficiency and economy of operation.

A major reorganization of Coast Guard headquarters was accomplished on May 1, 1951, concluding a project which had been under active consideration since 1948. Major aspects of the reorganization were: (1) The establishment of positions of Chief of Staff and Deputy Chief of Staff with responsibility for general administration, for the initiation, development, and review of basic policies and programs, and for functioning as management advisers to the Commandant; and (2) the establishment of a comptroller-type organization having responsibility for supervision and coordination of the activities of accounting, audit, budget, cost analysis, statistical services, and supply.

In the field of general management, an interesting and worth-while development was the preparation of a booklet entitled *Guide for Appraisal of Treasury Operations*. This booklet was developed by a committee whose members were selected from the Office of the Administrative Assistant Secretary and several of the larger bureaus of the Department. The purpose of the booklet was to establish a uniform system of appraisal of operations throughout the Department in such a manner that all levels of supervision would be brought into the picture. The booklet established certain guide lines to be followed in conducting the type of systematic appraisal contemplated by the President in his Executive Order No. 10072 and by the Bureau of the Budget in its Budget Circular A-44. It was felt also that the booklet could serve the additional purpose of introducing to unexperienced or untrained supervisors some of the more important management aspects of their jobs. Initial steps were taken by each bureau to carry out the program and to institute follow-up measures to assure that periodic appraisals would be made.

The passage of the Budget and Accounting Procedures Act of 1950 provides the basis for widespread improvement and modernization of budget, accounting, and auditing procedures throughout the Government. Treasury Department personnel assisted in the drafting of this law, cited by the President as the most important piece of legislation in this field since the Budget and Accounting Act of 1921. The Bureau of Accounts, following the enactment of the Budget and Accounting Procedures Act of 1950, pursued a vigorous program in cooperation with the General Accounting Office to amend and revise regulations governing accounting and reporting in all Federal agencies.

INCENTIVE AWARDS PROGRAMS

Employees submitted 2,243 suggestions during the year and the Department adopted 513 for which awards totaling \$13,095 were paid. This fiscal year the savings attributable to employees' suggestions reached an all-time high when some \$341,500 of annual recurring savings resulted. During the year, local suggestion committees acted upon more suggestions than were received, thereby enabling the Department to close the fiscal year with a smaller backlog of suggestions than at any other time in the history of the program. The rate of adoption continued at a high level with a fraction over 20 percent of suggestions processed being adopted.

There was one individual efficiency award granted during the year, which amounted to \$100, for the contribution of an idea which resulted in an annual recurring savings of \$970. There were also twelve salary increases granted for superior accomplishments which totaled \$1,305. Six exceptional civilian service and six meritorious civilian service honors were granted Treasury employees during fiscal 1951.

FISCAL YEAR 1952

BACKGROUND

The program for improvement of the organization, management, and operations of the Treasury Department was continued on a broad scale during the fiscal year 1952. Joint surveys of management facilities were made in four major bureaus by departmental and bureau personnel. Work in connection with the joint accounting program continued as did the long-range plan of developing completely adequate and modern accounting systems in the several bureaus of the Department. Fiscal 1952 saw the issuance of a revised and more comprehensive handbook for Treasury employees in which strong emphasis was placed on employee participation in the management improvement effort. A monthly newsletter on management activities was introduced during the year designed for general distribution and pointing out significant developments in the management field with high lights on major accomplishments as they occurred. The purpose of the newsletter was to stimulate and maintain interest in the over-all management improvement effort as well as to serve as a medium for interchange of ideas. During the year, the study of the Bureau of Internal Revenue continued and culminated in the approval of Reorganization Plan No. 1 of 1952. Under this plan and Reorganization Plan No. 26 of 1950, the Secretary issued 20 directives involving delegations of authority, transfer of functions, and reorganizations.

DEVELOPMENTS AND ACHIEVEMENTS

Of major importance during the year was the adoption of Reorganization Plan No. 1 of 1952. This plan became effective March 15, 1952, with congressional assent. The reorganization which resulted from almost six years of study and planning, provided authority for sweeping changes in the organization structure, operating methods, and internal controls of the Bureau of Internal Revenue. It provided the basis for development of a strong, revitalized career staff throughout the Bureau. (See pp. 157 to 160 of this report for further details of the reorganization plan.)

The initial phases of the reorganization were effected during the later part of fiscal 1952, including the establishment of the Chicago and New York City districts. The remaining districts were established on or before December 1, 1952, the date set by congressional mandate for completion of the establishment of such offices.

As a result of studies of operations in the Bureau of Customs, a complete reorganization plan was worked out. Many features of the plan required congressional approval, and proposals authorizing extensive changes in the Customs Service were introduced in Congress. One proposal, the Customs Simplification Bill, was passed by the House in 1951. Hearings were held by the Senate Finance Committee in April 1952, but no final action had been taken, however, by the time that Congress adjourned. Another proposal, Reorganization Plan No. 3 of 1952, placing collectors of customs under civil service, was sent to the Congress by the President in April 1952. It was, however, rejected by the Senate in June 1952.

Improvements in service and savings in operating costs already initiated in the Bureau of Customs as a result of the intensive studies of operations are substantial. Further substantial progress can be made if congressional approval is given to the Customs Simplification Bill mentioned above.

Following a preliminary survey of the organizational structure, procedures, and programs of the United States Savings Bonds Division by departmental staff, a more intensive study was made by the consulting firm of McKinsey and Company. As a result of the two studies, important organizational changes were made in the Division.

The most significant development in the fiscal management field was effected on July 1, 1951, when a new procedure for collection of taxes under the Railroad Retirement Tax Act was instituted. The new procedure provided for monthly, instead of quarterly, collection of taxes and for appropriations based on the exact amount of taxes collected rather than on estimated amounts of taxes to be collected. The changes in procedure resulted in a reduction of approximately \$5,000,000 annually in the amount of interest paid to the railroad retirement trust fund for the use of invested monies.

The management improvement efforts in the Bureau of Accounts are credited with annual recurring savings amounting to almost \$462,000. The extension of

the transfer posting method of preparing checks saved almost \$35,000 on an annual basis. Application of improved techniques in the National Service Life Insurance Dividend Program amounted to \$61,000. Microfilming checks, instead of preparing check copies, resulted in annual savings of almost \$18,000. Extending the use of voucher schedules accounted for savings on an annual basis of \$66,000. The improvement in the design of addressograph equipment will save almost \$51,000 a year.

On August 4, 1950, the 81st Congress passed Public Law 656 which provided for a business-type working capital fund method of financing the activities of the Bureau of Engraving and Printing, with further provision for the performance of work on a reimbursable basis. The installation of required procedures was made and, beginning the first day of this fiscal year, the Bureau began operating under the new method of financing.

Many other significant management improvements were developed and installed by the Bureau of Engraving and Printing during the year, some of which were initiated in the previous year. The elimination of certain operations through the use of nonoffset green ink for printing currency backs effected savings in fiscal 1952 of almost \$381,000 over and above those reported in fiscal 1951. The elimination of one printer's assistant from back presses due to the installation of automatic take-off devices resulted in further savings of \$61,000 this year. These and other improvements enabled the Bureau to save in excess of \$683,000 on an annual recurring basis.

Continued progress was made as a result of the management improvement efforts in the Bureau of Internal Revenue. Projects installed during this fiscal year are expected to produce savings of almost \$1,300,000 on a recurring annual basis. The main improvements include: The reorganization of the Income Tax Division to consolidate 13 branches into 5 branches, with a saving of \$300,000 a year; installation of bulk gauging tanks in 20 additional warehouses, with a saving of approximately \$50,000 a year; an improved method of mailing income tax forms, resulting in an estimated saving of \$352,000; development of a standardized mail-room system resulting in annual savings of \$500,000; and continuation of the microfilming and records disposal program, with an additional saving of \$400,000 in 1952.

The Bureau of the Mint directed its efforts primarily toward perfecting and extending technical improvements which were installed in some of the mints last year. These efforts included the study and consideration of the problem involved in a contemplated program for complete modernization of the Philadelphia Mint. Substantial reductions in operating expenses are expected to result from these long-range efforts, possibly in fiscal 1953 or 1954. During the year, numerous experiments were made in heat-treating procedures which resulted in a considerable increase in the average coinage production from individual dies and collars resulting in monetary savings of \$20,000 a year. A further increase in the thickness of bronze ingots led to additional savings of \$12,000. A program was adopted for training coinage press operators and die setters to do a more efficient job in caring for the machines, thus preventing unnecessary lost time from improper machine functioning or mechanical failures. These efforts, it is estimated, will show annual savings of \$14,000. Overhead conveyors were installed in the San Francisco Mint which permitted mechanical handling of coinage blanks in 10,000-ounce containers rather than the 800-ounce containers handled manually. This will save about \$11,000 annually. In all, the mint installed devices and methods in the fiscal year 1952 which reflect savings of \$82,000 on an annual basis. Other significant management actions where savings are not measurable were: The conduct of a comprehensive safety program; improvements in the accounting system; and the conduct of a training program through the use of motion pictures of operating techniques.

The Bureau of the Public Debt continued its management program. A conveyor belt counting machine was devised which provides for counting and bagging straps of currency. This machine will save the Bureau \$18,700 on an annual basis. The elimination of a processing unit and the combining of its functions in the Division of Loans and Currency will result in annual recurring savings of almost \$17,000. The installation of a tabulating card system in the Office of the Register of the Treasury to control shipments of securities resulted in savings of \$18,000. A reorganization of the Interest Coupon Audit Section will result in annual savings of about \$10,000. The Bureau's management improvement efforts produced savings in 1952 which, when extended on an annual basis, amount to almost \$344,000. Of these savings, the suggestion program is credited with over \$25,000, while the work simplification program produced results which amounted to over \$35,000 of savings.

The management improvement efforts in the Office of the Treasurer of the United States resulted in annual savings amounting to \$205,000. The continuing program to encourage agencies to convert from paper to card checks produced additional annual savings of \$46,500. A survey of transportation facilities and costs for shipping card checks from the various Federal Reserve Banks to Washington was made, resulting in renegotiations of contracts with trucking and car-loading concerns. This action will result in recurring savings of \$50,000 a year.

The establishment of a production-line method in the 40-foot boat building program enabled the United States Coast Guard Yard to realize nonrecurring savings of \$797,000. The development of a new paint for painting the bottoms of wooden boats will save \$75,000 a year. Four years of tests resulted in a change-over from annual painting of buoys to painting every two years. This action will save about \$150,000 annually. These and other improvement projects accounted for recurring savings of \$491,000.

Management actions taken in areas where results are not identifiable in terms of dollar savings include: Development and installation of a formalized internal audit program to augment inspection activities and effect improvements in the conduct of fiscal activities throughout the Coast Guard; revision and refinement of systems for reporting work-load statistics for operations, Merchant Marine safety, supply depots and certain fiscal activities; establishment of inventory control and reporting systems at 20 bases and depots; and consolidation of engineering and deck inspections of tank barges, seagoing barges and small craft to provide more uniformity of inspections and better utilization of personnel.

A revised procedure for procuring and distributing promotional materials enabled the United States Savings Bonds Division to effect savings, which, extended on an annual basis, will amount to \$30,000 a year. During fiscal 1952 the Division also initiated studies in connection with mailing list procedures and preliminary findings indicate that beginning in fiscal 1953, recurring annual savings will amount to \$10,000 a year.

A request by the United States Secret Service for two-way radio communication in Detroit, Mich., was approved, the installation to begin as soon as possible. Specifications and estimates were also obtained for possible installation of an "electric eye" to protect certain buildings and grounds. Such equipment was considered adequate security protection and would save manpower by eliminating certain guard patrols. The Secret Service also drafted a plan providing for systematic promotion of male clerks and members of the guard force to positions as Secret Service Special Agents. This would not only provide for better utilization of personnel but would also open the way for clerical employees to advance through the organization as agents.

The departmental records management efforts were stimulated during the fiscal year 1952 through the initiation of a Joint Records Management Program between the Treasury, National Archives, and General Services Administration to increase the use of the storage facilities in Federal Records Centers throughout the United States. An initial shipment of 696 four-drawer file cases of inactive personnel records was shipped from Washington to the St. Louis Federal Records Center. This program is established on a continuing basis and will result in the transfer to the Federal Records Centers of, as yet, unestimated quantities of records from Treasury offices.

INCENTIVE AWARDS

Through the efforts of the several bureaus to stimulate the employee suggestion program, the number of suggestions received increased over the last fiscal year. Employees submitted 2,862 suggestions and local suggestion committees processed 2,695 suggestions. Of the number processed, 579 were adopted. Savings attributable to adopted suggestions amounted to almost \$144,000 during the year and cash awards totaling \$12,915 were paid.

The part the individual employee has played in the Department's management improvement efforts can be illustrated by a summary of what employee suggestions have accomplished. During the five full years of the suggestion program, employees have submitted over 20,000 suggestions. Treasury committees have acted upon 17,539 of the suggestions. Of this number 3,140 have been put into effect. Savings of \$1,247,362 have accrued to the Department through the efforts of employees who have received awards totaling \$67,620. In addition to the monetary savings attributable to the suggestions, other benefits have accrued which cannot be reduced to terms of dollars and cents. More efficient and effective operations and better service to the general public and to other departments and agencies of the Government are attributable in no small measure to employee suggestions.

The Department also granted 44 salary increases for superior accomplishments during fiscal 1952 with total awards amounting to \$4,815. Two group awards for efficiency were granted under Title X of the Classification Act of 1949 to 18 people who, through their collective efforts, saved the Department \$728,000. Total cash awards of \$5,300 were granted to these two groups. In addition, there were five individual Title X awards granted during the year which amounted to \$1,175 in all for attainments which enabled the Department to save over \$52,000 a year.

Four exceptional civilian service honors and two meritorious civilian service honors were granted in the fiscal year 1952 to Treasury employees who performed their assignments in such an exemplary manner as to qualify for the Department's two highest honors.

A résumé of the several parts of the Incentive Awards Program is shown on page 254.

TABLE I.—*Treasury Department, summary of workload*

Principal workload factors	1946	1947	1948	1949	1950	1951	1952
Tax returns filed.....	81,447,923	91,723,748	93,810,164	92,841,730	89,270,216	82,624,960	89,296,758
Additional tax assessments resulting from enforcement activities.....	\$1,280,218,000	\$1,928,610,000	\$1,897,015,000	\$1,891,679,000	\$1,747,592,000	\$1,856,603,000	\$1,840,162,000
Entries of merchandise into U. S. A. examined.....	977,393	1,096,042	1,250,292	1,196,888	1,269,981	1,332,022	1,275,338
Persons entering U. S. A. examined.....	72,977,244	78,947,553	81,917,393	83,702,906	86,956,174	92,657,923	105,191,103
Secret Service cases completed.....	43,844	50,202	45,621	47,119	42,504	52,079	42,464
Violations of narcotic and marihuana laws found.....	2,944	3,367	3,472	4,980	6,163	5,305	4,281
Pieces of currency manufactured.....	1,324,788,000	1,353,060,000	1,493,028,000	1,682,640,000	1,643,724,000	2,189,124,000	2,356,464,566
Stamps manufactured.....	39,404,471,795	40,026,491,235	42,008,258,917	42,363,072,652	42,372,420,336	44,643,040,821	45,458,225,966
Sheets of all types of printing.....	684,369,362	559,452,273	574,505,065	746,199,561	729,297,594	803,919,798	834,899,736
U. S. coins produced.....	1,658,127,100	2,016,485,295	802,922,066	911,257,226	497,271,759	1,157,820,778	1,551,096,448
Checks issued.....	134,541,597	160,637,192	162,485,273	175,735,576	189,736,578	179,872,470	189,543,370
Depository receipts for withholding taxes functioned.....	3,699,158	3,887,630	3,989,195	3,922,399	4,481,451	4,664,374	4,906,586
Checks paid.....	348,749,450	260,056,000	236,227,957	256,400,871	269,320,659	267,843,238	305,326,000
Pieces of U. S. currency redeemed.....	1,486,780,885	1,723,880,598	1,635,673,115	1,748,990,571	1,799,873,896	1,696,213,548	1,778,671,397
Savings bonds issued.....	150,147,000	72,940,930	63,039,508	69,067,148	67,891,478	68,132,047	77,052,521
Savings bonds retired.....	196,104,000	128,424,231	97,422,512	85,804,807	84,932,771	90,521,679	82,752,857
Interest checks issued for Series G bonds.....	7,112,908	7,807,308	8,305,660	8,583,153	8,728,509	8,712,497	8,550,528
Regular Treasury securities issued.....	3,844,000	10,614,420	3,364,202	2,069,272	2,079,265	2,233,714	2,180,200
Regular Treasury securities retired.....	5,887,000	3,410,059	10,210,863	3,587,992	3,114,050	3,901,685	2,933,684
Interest checks issued for regular Treasury securities.....	895,104	857,600	795,956	757,660	715,186	629,093	659,385
Pieces of outstanding Public Debt securities requiring servicing.....	646,692,593	600,808,010	559,330,713	541,835,614	526,193,866	503,317,858	500,025,801

TABLE II.—*Incentive awards program, employee suggestions*

Fiscal year	Number			Awards authorized		Annual savings
	Submitted	Adopted	Rejected	Number	Amount	
1948.....	6,879	305	2,720	178	\$7,660	\$221,357
1949.....	5,155	828	4,586	599	17,595	288,072
1950.....	2,939	915	2,946	960	16,355	252,726
1951.....	2,243	513	2,031	459	13,095	341,501
1952.....	2,862	579	2,116	552	12,915	143,706
Total.....	20,078	3,140	14,399	2,748	67,620	1,247,362

TABLE III.—*Title X—Efficiency awards*

Fiscal year	Group awards				Individual awards		
	Number of awards	Number of people	Amount of awards	Savings	Number	Amount	Savings
1950.....	1	54	\$1,500	\$158,000	1	100	970
1951.....	2	18	5,300	728,000	5	1,175	52,177
1952.....	3	72	6,800	886,000	6	1,275	53,147
Total.....	3	72	6,800	886,000	6	1,275	53,147

TABLE IV.—*Salary increases for superior accomplishment*

Fiscal year	Number	Total increases
1949.....	16	\$2,700
1950.....	20	2,279
1951.....	12	1,305
1952.....	44	4,815
Total.....	92	11,099

TABLE V.—*Honor awards*

Fiscal year	Civilian service honors	
	Exceptional	Meritorious
1949.....	5	2
1950.....	6	2
1951.....	6	6
1952.....	4	2
Total.....	21	12

Public Debt Operations

Treasury Certificates of Indebtedness and Treasury Bond

Exhibit 2.—Offering of 1 $\frac{7}{8}$ percent certificates of Series B-1952

[Department Circular No. 891. Public Debt]

TREASURY DEPARTMENT,
Washington, July 16, 1951.

I. OFFERING OF CERTIFICATES

1. The Secretary of the Treasury, pursuant to the authority of the Second Liberty Bond Act, as amended, invites subscriptions, at par, from the people of the United States for certificates of indebtedness of the United States, designated 1 $\frac{7}{8}$ percent Treasury certificates of indebtedness of Series B-1952, in exchange for Treasury notes of Series E-1951, maturing August 1, 1951.

II. DESCRIPTION OF CERTIFICATES

1. The certificates will be dated August 1, 1951, and will bear interest from that date at the rate of 1 $\frac{7}{8}$ percent per annum, payable with the principal at maturity on July 1, 1952. They will not be subject to call for redemption prior to maturity.

2. The income derived from the certificates shall be subject to all taxes, now or hereafter imposed under the Internal Revenue Code, or laws amendatory or supplementary thereto. The certificates shall be subject to estate, inheritance, gift, or other excise taxes, whether Federal or State, but shall be exempt from all taxation now or hereafter imposed on the principal or interest thereof by any State, or any of the possessions of the United States, or by any local taxing authority.

3. The certificates will be acceptable to secure deposits of public moneys. They will not be acceptable in payment of taxes.

4. Bearer certificates will be issued in denominations of \$1,000, \$5,000, \$10,000, \$100,000, and \$1,000,000. The certificates will not be issued in registered form.

5. The certificates will be subject to the general regulations of the Treasury Department, now or hereafter prescribed, governing United States certificates.

III. SUBSCRIPTION AND ALLOTMENT

1. Subscriptions will be received at the Federal Reserve Banks and branches and at the Treasury Department, Washington. Banking institutions generally may submit subscriptions for account of customers, but only the Federal Reserve Banks and the Treasury Department are authorized to act as official agencies.

2. The Secretary of the Treasury reserves the right to reject any subscription, in whole or in part, to allot less than the amount of certificates applied for, and to close the books as to any or all subscriptions at any time without notice; and any action he may take in these respects shall be final. Subject to these reservations, all subscriptions will be allotted in full. Allotment notices will be sent out promptly upon allotment.

IV. PAYMENT

1. Payment at par for certificates allotted hereunder must be made on or before August 1, 1951, or on later allotment, and may be made only in Treasury notes of Series E-1951, maturing August 1, 1951, which will be accepted at par, and should accompany the subscription. The full amount of interest due on the notes surrendered will be paid following acceptance of the notes.

V. GENERAL PROVISIONS

1. As fiscal agents of the United States, Federal Reserve Banks are authorized and requested to receive subscriptions, to make allotments on the basis and up to the amounts indicated by the Secretary of the Treasury to the Federal Reserve Banks of the respective districts, to issue allotment notices, to receive payment

for certificates allotted, to make delivery of certificates on full-paid subscriptions allotted, and they may issue interim receipts pending delivery of the definitive certificates.

2. The Secretary of the Treasury may at any time, or from time to time, prescribe supplemental or amendatory rules and regulations governing the offering, which will be communicated promptly to the Federal Reserve Banks.

JOHN W. SNYDER,
Secretary of the Treasury.

Exhibit 3.—Details of certificate issues and allotments

Circulars pertaining to other issues of Treasury certificates of indebtedness during the fiscal year 1952 are similar in form to the circular shown as exhibit 2 and therefore are not reproduced in this report. However, the essential details regarding each issue are summarized in the following table, and the final allotments of new certificates in exchange for maturing or called securities are shown in the succeeding table.

Summary of information contained in circulars pertaining to Treasury certificates of indebtedness issued during the fiscal year 1952

Date of circular	Number of circular	Certificates of indebtedness issued and securities exchanged for new issues	Date of issue	Date of maturity	Date subscription books closed	Allotment payment date on or before (or on later allotment)
1951 July 16	891	1½% Series B-1952. Exchanged for 1¼% Series E-1951 notes maturing Aug. 1, 1951.	1951 Aug. 1	1952 July 1	1951 July 19	1951 Aug. 1
Sept. 4	892	1½% Series C-1952. Exchanged for 3% Treasury bonds of 1951-55 (dated Sept. 15, 1931) called for redemption Sept. 15, 1951.	Sept. 15	Aug. 15	Sept. 7	Sept. 15
Sept. 18	893	1½% Series D-1952. Exchanged for 1¼% Series A-1951 notes maturing Oct. 1, 1951.	Oct. 1	Sept. 1	Sept. 21	Oct. 1
Oct. 1	894	1½% Series E-1952. Exchanged for— 1¼% Series F-1951 notes maturing Oct. 15, 1951. 1¼% Series G-1951 notes maturing Nov. 1, 1951.	Oct. 15	Oct. 1	Oct. 4	Oct. 15
Dec. 3	897	1½% Series F-1952. Exchanged for 2¼% Treasury bonds of 1951-53 (dated Dec. 22, 1939) called for redemption Dec. 15, 1951.	Dec. 15	Dec. 1	Dec. 6	Dec. 15
1952 Feb. 18	899	1½% Series A-1953. Exchanged for 1¼% Series A-1952 certificates maturing Apr. 1, 1952.	1952 Mar. 1	1953 Feb. 15	1952 Feb. 21	1952 Mar. 1
June 16	911	1½% Series B-1953. Exchanged for 1¼% Series B-1952 certificates maturing July 1, 1952.	July 1	June 1	June 19	July 1

¹ Final interest due Sept. 15, 1951, on the called bonds surrendered was paid as follows: On coupon bonds by payment of the Sept. 15, 1951, coupon; and on registered bonds by checks drawn in accordance with the assignments on the bonds surrendered.

² Following acceptance of the surrendered notes, the full amount of interest due on Series F-1951 notes was paid, and accrued interest from Oct. 1, 1950, to Oct. 15, 1951 (\$12.97945 per \$1,000), was paid on Series G-1951 notes.

³ Final interest due Dec. 15, 1951, on the called bonds surrendered was paid as follows: On coupon bonds by payment of Dec. 15, 1951, coupons; and on registered bonds by checks drawn in accordance with assignments on the surrendered bonds.

⁴ Following acceptance of surrendered certificates, accrued interest from June 15, 1951, to Mar. 1, 1952, \$13.31967 per \$1,000, was paid.

Treasury certificates of indebtedness issued in exchange for matured or called securities by Federal Reserve districts, fiscal year 1952¹

[In thousands of dollars]

Federal Reserve district	1½% Series B-1952 certificates exchanged for 1¼% Treasury notes Series E-1951, maturing Aug. 1, 1951	1½% Series C-1952 certificates exchanged for 3% Treasury bonds of 1951-55 (dated Sept. 15, 1931) called for redemption Sept. 15, 1951	1½% Series D-1952 certificates exchanged for 1¼% Treasury notes Series A-1951, maturing Oct. 1, 1951	1½% Series E-1952 certificates exchanged for—			1½% Series F-1952 certificates exchanged for 2¼% Treasury bonds of 1951-53 (dated Dec. 22, 1939) called for redemption Dec. 15, 1951	1½% Series A-1953 certificates exchanged for 1¼% Series A-1952 certificates maturing April 1, 1952
				1¼% Treasury notes Series F-1951, maturing Oct. 15, 1951	1¼% Treasury notes Series G-1951, maturing Nov. 1, 1951	Total		
Boston.....	69,852	39,749	39,553	28,641	40,625	69,266	44,885	172,955
New York.....	3,236,186	334,363	773,376	5,159,112	3,911,398	9,070,510	639,247	5,906,979
Philadelphia.....	117,702	13,202	77,967	29,514	40,365	69,879	20,579	97,746
Cleveland.....	122,310	50,568	48,981	40,756	85,632	126,388	83,428	205,190
Cincinnati.....	27,836	1,915	9,755	16,083	14,360	30,443	4,384	62,095
Pittsburgh.....	19,142	3,309	11,658	9,702	32,599	42,301	11,516	91,565
Richmond.....	22,687	1,633	9,033	15,506	8,567	24,073	4,973	41,403
Baltimore.....	12,027	964	4,119	7,475	11,968	19,443	4,668	65,155
Charlotte.....	29,242	1,321	5,119	6,070	2,284	8,354	1,814	31,864
Atlanta.....	70,146	773	44,968	18,182	29,369	47,551	6,232	79,108
Birmingham.....	16,313	96	8,791	5,440	6,735	12,175	105	19,071
Jacksonville.....	13,117	417	8,076	3,035	5,800	8,835	256	19,036
Nashville.....	18,558	155	9,165	4,631	7,570	12,201	204	38,359
New Orleans.....	42,803	618	26,392	13,977	25,690	39,667	1,387	64,058
Chicago.....	590,516	76,208	263,564	198,000	284,940	482,940	130,948	814,472
St. Louis.....	97,923	21,043	57,424	32,490	36,334	68,824	11,050	128,073
Little Rock.....	6,067	268	4,681	2,143	4,921	7,064	101	14,075
Louisville.....	32,088	10,344	22,838	14,381	16,566	30,947	9,409	63,674
Memphis.....	26,292	419	4,831	4,008	6,845	10,853	5,146	22,494
Minneapolis.....	99,516	4,094	62,947	37,012	80,866	117,878	13,677	130,585
Kansas City.....	181,267	9,867	98,769	92,679	104,187	196,866	29,006	252,661
Dallas.....	36,454	909	19,256	29,727	24,558	54,285	3,967	58,926
El Paso.....	2,345	104	3,308	2,038	3,019	5,057	—	6,318
Houston.....	32,867	619	15,744	12,367	44,014	56,381	621	59,826
San Antonio.....	11,199	275	7,862	8,122	8,188	16,310	3,004	25,919
San Francisco.....	146,642	5,708	56,683	48,125	68,836	116,961	8,547	157,414
Los Angeles.....	103,616	2,630	100,055	14,149	23,388	37,537	15,175	142,150
Portland.....	6,521	149	4,064	2,615	7,362	9,977	450	15,788
Salt Lake City.....	3,714	382	1,616	1,648	1,038	2,686	120	8,368
Seattle.....	14,672	533	15,779	10,505	10,330	20,835	870	20,807
Treasury.....	6,229	567	16,072	5,283	39,257	44,540	6,865	51,828
Total allotments on ex- changes.....	5,215,849	583,202	1,832,446	5,873,416	4,987,611	10,861,027	1,062,634	8,867,962
Maturing or called securities re- deemed for cash or carried to matured debt.....	135,293	172,227	85,921	67,162	265,464	332,626	55,417	656,115
Total matured or called securities.....	5,351,142	755,429	1,918,367	5,940,578	5,253,075	11,193,653	1,118,051	9,524,077

EXHIBITS

257

¹ Allotment amounts for 1½% Series B-1953 certificates will be shown in the 1953 annual report.

Exhibit 4.—Call, August 14, 1951, for redemption on December 15, 1951, of 2½ percent Treasury bonds of 1951–53, dated December 22, 1939 (press release of August 14, 1951)

The Secretary of the Treasury announced today that all outstanding 2½ percent Treasury bonds of 1951–53, dated December 22, 1939, due December 15, 1953, are called for redemption on December 15, 1951. There are now outstanding \$1,118,051,100 of these bonds.

The 2 percent Treasury bonds of 1951–55, which are also callable on December 15, 1951, will not be called for redemption on that date.

The text of the formal notice of call is as follows:

TWO AND ONE-QUARTER PERCENT TREASURY BONDS OF 1951–53 (DATED DECEMBER 22, 1939)

To Holders of 2½ Percent Treasury Bonds of 1951–53 (Dated December 22, 1939), and Others Concerned:

1. Public notice is hereby given that all outstanding 2½ percent Treasury bonds of 1951–53, dated December 22, 1939, due December 15, 1953, are hereby called for redemption on December 15, 1951, on which date interest on such bonds will cease.

2. Holders of these bonds may, in advance of the redemption date, be offered the privilege of exchanging all or any part of their called bonds for other interest-bearing obligations of the United States, in which event public notice will hereafter be given and an official circular governing the exchange offering will be issued.

3. Full information regarding the presentation and surrender of the bonds for cash redemption under this call will be found in Department Circular No. 666, dated July 21, 1941.

JOHN W. SNYDER,
Secretary of the Treasury.

Exhibit 5.—Call, November 14, 1951, for redemption on March 15, 1952, of 2½ percent Treasury bonds of 1952–54, dated March 31, 1941 (press release of November 14, 1951)

The Secretary of the Treasury announced today that all outstanding 2½ percent Treasury bonds of 1952–54, dated March 31, 1941, due March 15, 1954, are called for redemption on March 15, 1952. There are now outstanding \$1,023,568,350 of these bonds.

The 2 percent Treasury bonds of 1951–53, which are also callable on March 15, 1952, will not be called for redemption on that date.

The text of the formal notice of call is as follows:

TWO AND ONE-HALF PERCENT TREASURY BONDS OF 1952–54 (DATED MARCH 31, 1941)

To Holders of 2½ Percent Treasury Bonds of 1952–54 (Dated March 31, 1941), and Others Concerned:

1. Public notice is hereby given that all outstanding 2½ percent Treasury bonds of 1952–54, dated March 31, 1941, due March 15, 1954, are hereby called for redemption on March 15, 1952, on which date interest on such bonds will cease.

2. Holders of these bonds may, in advance of the redemption date, be offered the privilege of exchanging all or any part of their called bonds for other interest-bearing obligations of the United States, in which event public notice will hereafter be given and an official circular governing the exchange offering will be issued.

3. Full information regarding the presentation and surrender of the bonds for cash redemption under this call will be found in Department Circular No. 666, dated July 21, 1941.

JOHN W. SNYDER,
Secretary of the Treasury.

Exhibit 6.—Offering of 2½ percent Treasury bonds of 1957–59 and allotments

(Department Circular No. 898. Public Debt)

TREASURY DEPARTMENT,
*Washington, February 18, 1952.***I. OFFERING OF BONDS**

1. The Secretary of the Treasury, pursuant to the authority of the Second Liberty Bond Act, as amended, invites subscriptions, at par with an adjustment of accrued interest as of March 15, 1952, from the people of the United States for bonds of the United States, designated 2½ percent Treasury bonds of 1957–59, in exchange for 2½ percent Treasury bonds of 1952–54, dated March 31, 1941, due March 15, 1954, called for redemption on March 15, 1952. The amount of the offering under this circular will be limited to the amount of Treasury bonds of 1952–54 tendered in exchange and accepted.

II. DESCRIPTION OF BONDS

1. The bonds will be dated March 1, 1952, and will bear interest from that date at the rate of 2½ percent per annum, payable on a semiannual basis on September 15, 1952, and thereafter on March 15 and September 15 in each year until the principal amount becomes payable. They will mature March 15, 1959, but may be redeemed at the option of the United States on and after March 15, 1957, in whole or in part, at par and accrued interest, on any interest day or days, on 4 months' notice of redemption given in such manner as the Secretary of the Treasury shall prescribe. In case of partial redemption the bonds to be redeemed will be determined by such method as may be prescribed by the Secretary of the Treasury. From the date of redemption designated in any such notice, interest on the bonds called for redemption shall cease.

2. The income derived from the bonds shall be subject to all taxes now or hereafter imposed under the Internal Revenue Code, or laws amendatory or supplementary thereto. The bonds shall be subject to estate, inheritance, gift, or other excise taxes, whether Federal or State, but shall be exempt from all taxation now or hereafter imposed on the principal or interest thereof by any State, or any of the possessions of the United States, or by any local taxing authority.

3. The bonds will be acceptable to secure deposits of public moneys.

4. Bearer bonds with interest coupons attached, and bonds registered as to principal and interest, will be issued in denominations of \$500, \$1,000, \$5,000, \$10,000, \$100,000, and \$1,000,000. Provision will be made for the interchange of bonds of different denominations and of coupon and registered bonds, and for the transfer of registered bonds, under rules and regulations prescribed by the Secretary of the Treasury.

5. The bonds will be subject to the general regulations of the Treasury Department, now or hereafter prescribed, governing United States bonds.

III. SUBSCRIPTION AND ALLOTMENT

1. Subscriptions will be received at the Federal Reserve Banks and branches and at the Treasury Department, Washington. Banking institutions generally may submit subscriptions for account of customers, but only the Federal Reserve Banks and the Treasury Department are authorized to act as official agencies.

2. The Secretary of the Treasury reserves the right to reject any subscription, in whole or in part, to allot less than the amount of bonds applied for, and to close the books as to any or all subscriptions at any time without notice; and any action he may take in these respects shall be final. Subject to these reservations, all subscriptions will be allotted in full. Allotment notices will be sent out promptly upon allotment.

IV. PAYMENT

1. Payment at par for bonds allotted hereunder must be made on or before March 1, 1952, or on later allotment, and may be made only in Treasury bonds of 1952–54, called for redemption March 15, 1952, which will be accepted at par, and should accompany the subscription. Coupons dated March 15, 1952, must

be attached to such bonds in coupon form when surrendered. In the case of coupon bonds, the full six months' interest to March 15, 1952, on the bonds to be surrendered (\$12.50 per \$1,000) will be credited, accrued interest from March 1, 1952, to March 15, 1952, on the bonds to be issued (\$0.91346 per \$1,000) will be charged, and the difference (\$11.58654 per \$1,000) will be paid to the subscribers on March 1, 1952, or on later delivery of the new bonds. In the case of registered bonds, final interest due March 15 will be computed on the same basis and will be paid by checks drawn in accordance with the assignments on the bonds surrendered.

V. ASSIGNMENT OF REGISTERED BONDS

1. Treasury bonds of 1952-54 in registered form tendered in payment for bonds offered hereunder should be assigned by the registered payees or assignees thereof, in accordance with the general regulations of the Treasury Department governing assignments for transfer or exchange, in one of the forms hereafter set forth, and thereafter should be presented and surrendered with the subscription to a Federal Reserve Bank or branch or to the Treasury Department, Division of Loans and Currency, Washington, D. C. The bonds must be delivered at the expense and risk of the holder. If the new bonds are desired registered in the same name as the bonds surrendered, the assignment should be to "The Secretary of the Treasury for exchange for 2½ percent Treasury bonds of 1957-59"; if the new bonds are desired registered in another name, the assignment should be to "The Secretary of the Treasury for exchange for 2½ percent Treasury bonds of 1957-59 in the name of -----"; if new bonds in coupon form are desired, the assignment should be to "The Secretary of the Treasury for exchange for 2½ percent Treasury bonds of 1957-59 in coupon form to be delivered to -----".

VI. GENERAL PROVISIONS

1. As fiscal agents of the United States, Federal Reserve Banks are authorized and requested to receive subscriptions, to make allotments on the basis and up to the amounts indicated by the Secretary of the Treasury to the Federal Reserve Banks of the respective districts, to issue allotment notices, to receive payment for bonds allotted, to make delivery of bonds on full-paid subscriptions allotted, and they may issue interim receipts pending delivery of the definitive bonds.

2. The Secretary of the Treasury may at any time, or from time to time, prescribe supplemental or amendatory rules and regulations governing the offering, which will be communicated promptly to the Federal Reserve Banks.

JOHN W. SNYDER,
Secretary of the Treasury.

Allotments of 2½ percent Treasury bonds of 1957-59 issued in exchange for 2½ percent Treasury bonds of 1952-54

Federal Reserve district	Subscriptions received and allotted	Federal Reserve district	Subscriptions received and allotted
Boston.....	\$43,873,500	St. Louis—Continued	
New York.....	640,351,500	Louisville.....	\$2,443,000
Philadelphia.....	23,840,500	Memphis.....	517,000
Cleveland.....	5,386,500	Minneapolis.....	7,268,000
Cincinnati.....	6,205,500	Kansas City.....	16,151,500
Pittsburgh.....	5,977,000	Dallas.....	3,527,500
Richmond.....	5,494,500	El Paso.....	16,500
Baltimore.....	8,140,000	Houston.....	6,712,000
Charlotte.....	195,500	San Antonio.....	1,195,500
Atlanta.....	3,860,500	San Francisco.....	38,036,500
Birmingham.....	295,000	Los Angeles.....	7,829,500
Jacksonville.....	217,500	Portland.....	868,500
Nashville.....	238,000	Salt Lake City.....	62,500
New Orleans.....	1,469,000	Seattle.....	2,395,000
Chicago.....	78,443,500	Treasury.....	1,674,500
St. Louis.....	13,683,500		
Little Rock.....	443,000	Total.....	926,812,000

Exhibit 7.—Offering of 2½ percent Treasury bonds of 1958

[Department Circular No. 910. Public Debt]

TREASURY DEPARTMENT,
Washington, June 16, 1952.

I. OFFERING OF BONDS

1. The Secretary of the Treasury, pursuant to the authority of the Second Liberty Bond Act, as amended, invites subscriptions, at par and accrued interest, from the people of the United States for bonds of the United States, designated 2½ percent Treasury bonds of 1958. The amount of the offering is \$3,500,000,000, or thereabouts.

2. Subscriptions from others than commercial banks for their own account will not be restricted in amount.

3. Subscriptions from commercial banks for their own account will be restricted in each case to an amount not exceeding the combined capital, surplus, and undivided profits, or 5 percent of the total deposits, as of December 31, 1951, whichever is greater, of the subscribing bank. Commercial banks are defined for this purpose as banks accepting demand deposits.

II. DESCRIPTION OF BONDS

1. The bonds will be dated July 1, 1952, and will bear interest from that date at the rate of 2½ percent per annum, payable on a semiannual basis on December 15, 1952, and thereafter on June 15 and December 15 in each year until the principal amount becomes payable. They will mature June 15, 1958, and will not be subject to call for redemption prior to maturity.

2. The income derived from the bonds shall be subject to all taxes now or hereafter imposed under the Internal Revenue Code, or laws amendatory or supplementary thereto. The bonds shall be subject to estate, inheritance, gift, or other excise taxes, whether Federal or State, but shall be exempt from all taxation now or hereafter imposed on the principal or interest thereof by any State, or any of the possessions of the United States, or by any local taxing authority.

3. The bonds will be acceptable to secure deposits of public moneys.

4. Bearer bonds with interest coupons attached, and bonds registered as to principal and interest, will be issued in denominations of \$500, \$1,000, \$5,000, \$10,000, \$100,000, and \$1,000,000. Provision will be made for the interchange of bonds of different denominations and of coupon and registered bonds, and for the transfer of registered bonds, under rules and regulations prescribed by the Secretary of the Treasury.

5. The bonds will be subject to the general regulations of the Treasury Department, now or hereafter prescribed, governing United States bonds.

III. SUBSCRIPTION AND ALLOTMENT

1. Subscriptions will be received at the Federal Reserve Banks and branches and at the Treasury Department, Washington. Commercial banks, which for this purpose are defined as banks accepting demand deposits, may submit subscriptions for account of customers, but only the Federal Reserve Banks and the Treasury Department are authorized to act as official agencies. Others than commercial banks will not be permitted to enter subscriptions except for their own account. Subscriptions from commercial banks for their own account will be received without deposit. Subscriptions from all others must be accompanied by payment of 10 percent of the amount of bonds applied for.

2. The Secretary of the Treasury reserves the right to reject any subscription, in whole or in part, to allot less than the amount of bonds applied for, and to close the books as to any or all subscriptions at any time without notice; and any action he may take in these respects shall be final. Subject to these reservations, and to the limitations on commercial bank subscriptions prescribed in section I of this circular, and within the limitation of the amount of the offering, subscriptions for amounts up to and including \$100,000 from commercial banks, and subscriptions in any amounts from all other subscribers, will be allotted in full and subscriptions for amounts over \$100,000 from commercial banks will be allotted on a percentage basis, to be publicly announced when allotments are made. Allotment notices will be sent out promptly upon allotment.

IV. PAYMENT

1. Payment at par and accrued interest, if any, for bonds allotted hereunder must be made or completed on or before July 1, 1952, or on later allotment. In every case where payment is not so completed, the payment with application up to 10 percent of the amount of bonds applied for shall, upon declaration made by the Secretary of the Treasury in his discretion, be forfeited to the United States. Any qualified depository will be permitted to make payment by credit for bonds allotted to it for itself and its customers up to any amount for which it shall be qualified in excess of existing deposits, when so notified by the Federal Reserve Bank of its district.

V. GENERAL PROVISIONS

1. As fiscal agents of the United States, Federal Reserve Banks are authorized and requested to receive subscriptions, to make allotments on the basis and up to the amounts indicated by the Secretary of the Treasury to the Federal Reserve Banks of the respective districts, to issue allotment notices, to receive payment for bonds allotted, to make delivery of bonds on full-paid subscriptions allotted, and they may issue interim receipts pending delivery of the definitive bonds.

2. The Secretary of the Treasury may at any time, or from time to time, prescribe supplemental or amendatory rules and regulations governing the offering, which will be communicated promptly to the Federal Reserve Banks.

JOHN W. SNYDER,
Secretary of the Treasury.

Treasury Bills

Exhibit 8.—Inviting tenders for Treasury bills dated September 13, 1951 (press release of September 6, 1951)

The Secretary of the Treasury, by this public notice, invites tenders for \$1,200,000,000, or thereabouts, of 91-day Treasury bills, for cash and in exchange for Treasury bills maturing September 13, 1951, in the amount of \$1,001,228,000, to be issued on a discount basis under competitive and noncompetitive bidding as hereinafter provided. The bills of this series will be dated September 13, 1951, and will mature December 13, 1951, when the face amount will be payable without interest. They will be issued in bearer form only, and in denominations of \$1,000, \$5,000, \$10,000, \$100,000, \$500,000, and \$1,000,000 (maturity value).

Tenders will be received at Federal Reserve Banks and branches up to the closing hour, two o'clock p. m., Eastern Daylight Saving time, Monday, September 10, 1951. Tenders will not be received at the Treasury Department, Washington. Each tender must be for an even multiple of \$1,000, and in the case of competitive tenders the price offered must be expressed on the basis of 100, with not more than three decimals, e. g., 99.925. Fractions may not be used. It is urged that tenders be made on the printed forms and forwarded in the special envelopes which will be supplied by Federal Reserve Banks or branches on application therefor.

Others than banking institutions will not be permitted to submit tenders except for their own account. Tenders will be received without deposit from incorporated banks and trust companies and from responsible and recognized dealers in investment securities. Tenders from others must be accompanied by payment of 2 percent of the face amount of Treasury bills applied for, unless the tenders are accompanied by an express guaranty of payment by an incorporated bank or trust company.

Immediately after the closing hour, tenders will be opened at the Federal Reserve Banks and branches, following which public announcement will be made by the Secretary of the Treasury of the amount and price range of accepted bids. Those submitting tenders will be advised of the acceptance or rejection thereof. The Secretary of the Treasury expressly reserves the right to accept or reject any or all tenders, in whole or in part, and his action in any such respect shall be final. Subject to these reservations, noncompetitive tenders for \$200,000 or less without stated price from any one bidder will be accepted in full at the average price (in three decimals) of accepted competitive bids. Settlement for accepted tenders in accordance with the bids must be made or completed at the Federal

Reserve Bank on September 13, 1951, in cash or other immediately available funds or in a like face amount of Treasury bills maturing September 13, 1951. Cash and exchange tenders will receive equal treatment. Cash adjustments will be made for differences between the par value of maturing bills accepted in exchange and the issue price of the new bills.

The income derived from Treasury bills, whether interest or gain from the sale or other disposition of the bills, shall not have any exemption, as such, and loss from the sale or other disposition of Treasury bills shall not have any special treatment, as such, under the Internal Revenue Code, or laws amendatory or supplementary thereto. The bills shall be subject to estate, inheritance, gift, or other excise taxes, whether Federal or State, but shall be exempt from all taxation now or hereafter imposed on the principal or interest thereof by any State, or any of the possessions of the United States, or by any local taxing authority. For purposes of taxation the amount of discount at which Treasury bills are originally sold by the United States shall be considered to be interest. Under Sections 42 and 117 (a) (1) of the Internal Revenue Code, as amended by Section 115 of the Revenue Act of 1941, the amount of discount at which bills issued hereunder are sold shall not be considered to accrue until such bills shall be sold, redeemed or otherwise disposed of, and such bills are excluded from consideration as capital assets. Accordingly, the owner of Treasury bills (other than life insurance companies) issued hereunder need include in his income tax return only the difference between the price paid for such bills, whether on original issue or on subsequent purchase, and the amount actually received either upon sale or redemption at maturity during the taxable year for which the return is made, as ordinary gain or loss.

Treasury Department Circular No. 418, as amended, and this notice, prescribe the terms of the Treasury bills and govern the conditions of their issue. Copies of the circular may be obtained from any Federal Reserve Bank or branch.

Exhibit 9.—Acceptance of tenders for Treasury bills dated September 13, 1951 (press release of September 11, 1951)

The Secretary of the Treasury announced last evening that the tenders for \$1,200,000,000, or thereabouts, of 91-day Treasury bills to be dated September 13 and to mature December 13, 1951, which were offered on September 6, were opened at the Federal Reserve Banks on September 10.

The details of this issue are as follows:

Total applied for.....	\$1, 913, 013, 000
Total accepted (includes \$164,138,000 entered on a noncompetitive basis and accepted in full at the average price shown below).....	1, 202, 609, 000
Average price (equivalent rate of discount approximately 1.646 percent per annum).....	99. 584
Range of accepted competitive bids:	
High (equivalent rate of discount approximately 1.543 percent per annum).....	99. 610
Low (equivalent rate of discount approximately 1.650 percent per annum).....	99. 583
(71 percent of the amount bid for at the low price was accepted.)	

Federal Reserve district	Total applied for	Total accepted
Boston.....	\$23, 866, 000	\$21, 336, 000
New York.....	1, 397, 280, 000	816, 937, 000
Philadelphia.....	26, 728, 000	10, 848, 000
Cleveland.....	70, 666, 000	39, 565, 000
Richmond.....	36, 535, 000	31, 763, 000
Atlanta.....	20, 746, 000	20, 152, 000
Chicago.....	189, 374, 000	150, 772, 000
St. Louis.....	19, 421, 000	16, 599, 000
Minneapolis.....	9, 050, 000	9, 050, 000
Kansas City.....	47, 920, 000	28, 672, 000
Dallas.....	50, 893, 000	37, 996, 000
San Francisco.....	20, 544, 000	18, 919, 000
Total.....	1, 913, 013, 000	1, 202, 609, 000

Exhibit 10.—Inviting tenders for the Tax Anticipation Series of Treasury bills dated October 23, 1951 (press release of October 11, 1951)

The Secretary of the Treasury, by this public notice, invites tenders for \$1,250,000,000, or thereabouts, of 144-day Treasury bills, to be issued on a discount basis under competitive and noncompetitive bidding as hereinafter provided. The bills of this series will be designated Tax Anticipation Series, they will be dated October 23, 1951, and will mature March 15, 1952. They will be accepted in payment of income taxes due on March 15, 1952, and to the extent they are not presented for this purpose the face amount of these bills will be payable without interest at maturity. They will be issued in bearer form only, and in denominations of \$1,000, \$5,000, \$10,000, \$100,000, \$500,000, and \$1,000,000 (maturity value).

Tenders will be received at Federal Reserve Banks and branches up to the closing hour, 2 o'clock p. m., Eastern Standard time, Wednesday, October 17, 1951. Tenders will not be received at the Treasury Department, Washington. Each tender must be for an even multiple of \$1,000, and in the case of competitive tenders the price offered must be expressed on the basis of 100, with not more than three decimals, e. g., 99.925. Fractions may not be used. It is urged that tenders be made on the printed forms and forwarded in the special envelopes which will be supplied by Federal Reserve Banks or branches on application therefor.

Others than banking institutions will not be permitted to submit tenders except for their own account. Tenders will be received without deposit from incorporated banks and trust companies and from responsible and recognized dealers in investment securities. Tenders from others must be accompanied by payment of 2 percent of the face amount of Treasury bills applied for, unless the tenders are accompanied by an express guaranty of payment by an incorporated bank or trust company.

Immediately after the closing hour, tenders will be opened at the Federal Reserve Banks and branches, following which public announcement will be made by the Secretary of the Treasury of the amount and price range of accepted bids. Those submitting tenders will be advised of the acceptance or rejection thereof. The Secretary of the Treasury expressly reserves the right to accept or reject any or all tenders, in whole or in part, and his action in any such respect shall be final. Subject to these reservations, noncompetitive tenders for \$200,000 or less without stated price from any one bidder will be accepted in full at the average price (in three decimals) of accepted competitive bids. Settlement for accepted tenders in accordance with the bids must be made or completed at the Federal Reserve Bank in cash or other immediately available funds on October 23, 1951, provided, however, any qualified depository will be permitted to make payment by credit in its Treasury tax and loan account for Treasury bills allotted to it for itself and its customers up to any amount for which it shall be qualified in excess of existing deposits when so notified by the Federal Reserve Bank of its district.

The income derived from Treasury bills, whether interest or gain from the sale or other disposition of the bills, shall not have any exemption, as such, and loss from the sale or other disposition of Treasury bills shall not have any special treatment, as such, under the Internal Revenue Code, or laws amendatory or supplementary thereto. The bills shall be subject to estate, inheritance, gift, or other excise taxes, whether Federal or State, but shall be exempt from all taxation now or hereafter imposed on the principal or interest thereof by any State, or any of the possessions of the United States, or by any local taxing authority. For purposes of taxation the amount of discount at which Treasury bills are originally sold by the United States shall be considered to be interest. Under Sections 42 and 117 (a) (1) of the Internal Revenue Code, as amended by Section 115 of the Revenue Act of 1941, the amount of discount at which bills issued hereunder are sold shall not be considered to accrue until such bills shall be sold, redeemed or otherwise disposed of, and such bills are excluded from consideration as capital assets. Accordingly, the owner of Treasury bills (other than life insurance companies) issued hereunder need include in his income tax return only the difference

between the price paid for such bills, whether on original issue or on subsequent purchase, and the amount actually received either upon sale or redemption at maturity during the taxable year for which the return is made, as ordinary gain or loss.

Treasury Department Circular No. 418, as amended, and this notice prescribe the terms of the Treasury bills and govern the conditions of their issue. Copies of the circular may be obtained from any Federal Reserve Bank or branch.

Exhibit 11.—Acceptance of tenders for the Tax Anticipation Series of Treasury bills dated October 23, 1951 (press release of October 18, 1951)

The Secretary of the Treasury announced last evening that the tenders for \$1,250,000,000, or thereabouts, of Tax Anticipation Series 144-day Treasury bills to be dated October 23, 1951, and to mature March 15, 1952, which were offered on October 11, were opened at the Federal Reserve Banks on October 17.

The details of this issue are as follows:

Total applied for.....	\$3, 302, 398, 000
Total accepted (includes \$249,351,000 entered on a noncompetitive basis and accepted in full at the average price shown below).....	1, 250, 958, 000
Average price (equivalent rate of discount approximately 1.550 percent per annum).....	99. 380
Range of accepted competitive bids (excepting two tenders totaling \$65,000):	
High (equivalent rate of discount 1.470 percent per annum).....	99. 412
Low (equivalent rate of discount 1.580 percent per annum).....	99. 368

(64 percent of the amount bid for at the low price was accepted.)

Federal Reserve district	Total applied for	Total accepted
Boston.....	\$89, 215, 000	\$36, 775, 000
New York.....	1, 618, 586, 000	459, 604, 000
Philadelphia.....	92, 718, 000	40, 690, 000
Cleveland.....	236, 231, 000	121, 243, 000
Richmond.....	112, 514, 000	68, 363, 000
Atlanta.....	128, 013, 000	81, 449, 000
Chicago.....	390, 304, 000	153, 989, 000
St. Louis.....	64, 607, 000	26, 815, 000
Minneapolis.....	73, 050, 000	31, 762, 000
Kansas City.....	96, 445, 000	42, 995, 000
Dallas.....	113, 309, 000	87, 437, 000
San Francisco.....	287, 406, 000	99, 836, 000
Total.....	3, 302, 398, 000	1, 250, 958, 000

Exhibit 12.—Summary of Treasury bill information contained in press releases

Press releases pertaining to the Regular Series of Treasury bill issues during the fiscal year 1952 were similar in form to exhibits 8 and 9 on pages 166 and 167 of the 1951 annual report and, beginning with the issue dated September 13, 1951, to exhibits 8 and 9 of this report. The press releases for the November 27, 1951, Tax Anticipation Series are similar in form to exhibits 10 and 11 of this report. Therefore the releases are not reproduced in this report but the essential details regarding each issue are summarized in the following table.

Summary of information contained in press releases ¹ pertaining to Treasury bills issued during the fiscal year 1952

Date of issue	Date of maturity	Days to maturity	Maturity value (in thousands of dollars)						Prices and rates					
			Total applied for ¹	Tenders accepted				Total bids accepted		Competitive bids accepted				
				Total accepted ²	On competitive basis ²	On non-competitive basis ^{2,3}	For cash	In exchange	Average price per hundred	Equivalent average rate ⁴ (percent)	High		Low	
											Price per hundred	Equivalent rate ⁴ (percent)	Price per hundred	Equivalent rate ⁴ (percent)
Regular Series														
July 5	1951 Oct. 4	91	1,822,114	1,200,829	1,087,081	113,748	1,142,718	58,111	99.595	1.603	99.650	1.385	99.590	1.622
12	11	91	1,964,371	1,201,731	1,070,095	131,636	1,055,022	146,709	99.592	1.615	99.650	1.385	99.590	1.622
19	18	91	2,031,496	1,201,811	1,047,673	154,138	1,150,797	51,014	99.605	1.562	99.609	1.547	99.603	1.571
26	25	91	1,992,151	1,200,544	1,051,542	149,002	1,152,917	47,627	99.598	1.591	99.637	1.436	99.595	1.602
Aug. 2	Nov. 1	91	1,954,581	1,300,619	1,159,695	140,924	1,266,824	33,795	99.593	1.611	99.637	1.436	99.590	1.622
9	8	91	1,891,016	1,300,416	1,156,193	144,223	1,184,094	116,322	99.583	1.651	99.637	1.436	99.579	1.665
16	15	91	2,079,708	1,300,403	1,145,501	154,902	1,099,970	200,433	99.580	1.660	99.637	1.436	99.577	1.673
23	23	92	1,992,746	1,100,662	947,902	152,760	1,039,881	60,781	99.578	1.651	99.600	1.565	99.576	1.659
30	29	91	1,998,093	1,100,636	968,412	132,224	978,152	122,484	99.584	1.645	99.608	1.551	99.582	1.654
Sept. 6	Dec. 6	91	1,918,043	1,102,785	992,266	110,519	1,024,355	78,430	99.584	1.646	99.601	1.578	99.583	1.650
13	13	91	1,913,313	1,202,909	1,038,471	164,438	1,157,684	45,225	99.584	1.646	99.610	1.543	99.583	1.650
20	20	91	1,930,124	1,202,700	1,039,674	163,026	1,146,674	56,026	99.584	1.644	99.610	1.543	99.583	1.650
27	27	91	1,772,737	1,200,936	1,058,287	142,649	1,152,229	48,707	99.584	1.647	99.612	1.535	99.581	1.658
Oct. 4	1952 Jan. 3	91	2,022,794	1,201,520	1,054,693	146,827	1,134,120	67,400	99.584	1.646	99.612	1.535	99.582	1.654
11	10	91	2,163,121	1,200,685	1,023,774	176,911	1,155,893	44,792	99.602	1.576	99.621	1.499	99.600	1.582
18	17	91	1,922,682	1,200,321	1,022,380	177,941	1,140,487	59,834	99.592	1.615	99.615	1.523	99.588	1.630
25	24	91	2,129,556	1,200,782	1,021,781	179,001	1,133,542	67,240	99.597	1.593	99.611	1.539	99.595	1.602
Nov. 1	31	91	2,216,954	1,301,680	1,129,349	172,331	1,256,675	45,005	99.591	1.617	99.620	1.503	99.589	1.626
8	7	91	2,164,864	1,300,275	1,115,197	185,078	1,235,776	64,499	99.593	1.610	99.620	1.503	99.591	1.618
15	14	91	2,128,135	1,302,909	1,140,171	162,738	1,252,499	50,410	99.591	1.619	99.618	1.511	99.589	1.626
23	21	90	2,188,450	1,101,712	897,985	203,727	1,064,678	37,034	99.604	1.585	99.610	1.560	99.602	1.592
29	28	91	1,954,339	1,100,033	945,308	154,725	1,007,672	92,361	99.593	1.609	99.611	1.539	99.591	1.618
Dec. 6	Mar. 6	91	1,940,272	1,103,622	1,056,180	147,442	1,068,849	34,773	99.587	1.632	99.604	1.567	99.586	1.638
13	13	91	1,883,243	1,200,454	1,022,783	177,671	1,147,941	52,513	99.570	1.709	99.600	1.582	99.565	1.721
20	20	91	1,796,750	1,200,816	1,021,047	179,769	1,121,066	79,750	99.564	1.725	99.600	1.582	99.560	1.741
27	27	91	1,612,475	1,204,475	1,065,639	138,836	1,148,998	55,477	99.529	1.865	99.600	1.582	99.512	1.931

1958														
Jan. 3	Apr. 3	91	2,118,102	1,201,148	1,049,212	151,936	1,136,258	64,890	99.524	1.883	99.608	1.551	99.520	1.899
10	10	91	2,105,060	1,201,177	976,893	224,284	1,147,829	53,348	99.574	1.687	99.583	1.650	99.571	1.697
17	17	91	2,178,925	1,202,401	984,307	218,094	1,150,399	52,002	99.574	1.685	99.583	1.650	99.572	1.693
24	24	91	2,195,412	1,200,690	989,161	211,529	1,140,529	60,161	99.596	1.599	99.608	1.551	99.593	1.610
31	May 1	91	2,283,776	1,301,435	1,120,589	180,846	1,252,652	48,783	99.598	1.589	99.625	1.484	99.596	1.598
Feb. 7	8	91	2,136,185	1,302,174	1,119,419	182,755	1,242,342	59,832	99.600	1.584	99.625	1.484	99.598	1.590
14	15	91	2,182,739	1,301,570	1,102,739	198,831	1,242,638	58,932	99.585	1.643	99.625	1.484	99.581	1.658
21	22	91	1,913,918	1,099,998	914,504	185,494	1,039,473	60,525	99.619	1.507	99.625	1.484	99.615	1.523
28	29	91	1,783,403	1,101,051	951,455	149,596	1,058,663	42,388	99.605	1.563	99.630	1.464	99.600	1.582
Mar. 6	June 5	91	1,713,491	1,100,491	964,657	135,834	1,060,553	39,938	99.581	1.657	99.616	1.519	99.570	1.701
13	12	91	2,308,342	1,200,138	1,017,092	183,046	1,146,441	53,697	99.549	1.784	99.610	1.543	99.545	1.800
20	19	91	1,963,017	1,200,632	1,000,856	199,776	1,148,641	51,991	99.595	1.601	99.603	1.571	99.591	1.618
27	26	91	2,067,766	1,201,069	1,025,706	175,363	1,160,470	40,599	99.597	1.593	99.620	1.503	99.595	1.602
Apr. 3	July 3	91	2,185,987	1,201,505	1,032,743	168,762	1,161,412	40,093	99.596	1.598	99.615	1.523	99.594	1.606
10	10	91	2,312,827	1,401,772	1,198,038	203,734	1,355,449	46,323	99.588	1.629	99.615	1.523	99.585	1.642
17	17	91	2,287,190	1,400,888	1,191,893	208,995	1,330,161	70,727	99.583	1.650	99.608	1.551	99.581	1.658
24	24	91	2,383,036	1,400,587	1,185,527	215,060	1,329,874	70,713	99.591	1.616	99.608	1.551	99.590	1.622
May 1	31	91	2,492,320	1,502,963	1,327,235	175,728	1,443,069	59,894	99.573	1.691	99.615	1.523	99.571	1.697
8	Aug. 7	91	2,225,687	1,303,148	1,118,522	184,626	1,227,983	75,165	99.568	1.710	99.592	1.614	99.566	1.717
15	14	91	2,438,961	1,500,972	1,297,739	203,233	1,416,796	84,176	99.564	1.725	99.583	1.650	99.562	1.733
22	21	91	2,416,828	1,303,390	1,108,059	195,331	1,244,305	59,085	99.572	1.694	99.595	1.602	99.571	1.697
29	28	91	2,061,641	1,300,474	1,140,127	160,347	1,247,446	53,028	99.563	1.728	99.596	1.598	99.560	1.741
June 5	Sept. 4	91	1,928,877	1,300,077	1,160,605	139,472	1,262,750	37,327	99.561	1.737	99.588	1.630	99.558	1.749
12	11	91	2,015,147	1,200,784	1,003,823	196,961	1,152,247	48,537	99.557	1.753	99.583	1.650	99.555	1.760
19	18	91	2,049,300	1,202,416	990,065	212,351	1,160,376	42,040	99.589	1.626	99.592	1.614	99.588	1.630
26	25	91	1,999,100	1,200,060	1,019,743	180,317	1,160,293	39,767	99.575	1.682	99.598	1.590	99.569	1.705

Tax Anticipation Series

1951	1952													
Oct. 23	Mar. 15	144	3,285,223	1,233,783	1,001,607	232,176	1,233,783	-----	99.380	1.550	¹¹ 99.412	1.470	99.368	1.580
Nov. 27	June 15	201	3,358,901	1,248,825	855,904	392,921	1,248,825	-----	99.164	1.497	¹² 99.229	1.381	99.158	1.508

NOTE.—Amount of matured issues will be found in table 23.

¹ Press release inviting tenders for Treasury bills is dated 7 days before date of issue. Press release announcing acceptance of tenders is dated 2 days before date of issue. Closing date on which tenders for issue are accepted is 3 days before date of issue.

² Figures are final and differ in most cases from those shown in press releases announcing details of particular issue.

³ Noncompetitive tenders for \$200,000 or less without stated price from any one bidder were accepted in full at average price for accepted competitive bids.

⁴ Bank discount basis.

⁵ Except \$400,000 at 99.635 and \$200,000 at 99.620.

⁶ Except \$100,000 at 99.630.

⁷ Except \$10,000 at 99.958.

⁸ Except \$100,000 at 99.595.

⁹ Except \$400,000 at 99.600; \$1,000,000 at 99.595; and \$1,000,000 at 99.590.

¹⁰ Except \$200,000 at 99.610.

¹¹ Except \$60,000 at 99.600 and \$5,000 at 99.428.

¹² Except \$5,000 at 99.925; \$200,000 at 99.592; \$600,000 at 99.380; \$300,000 at 99.370; and \$100,000 at 99.368.

Exhibit 13.—Sixth amendment, May 13, 1952, to Department Circular No. 418, relating to the issue and sale of Treasury bills

TREASURY DEPARTMENT,
Washington, May 13, 1952.

Paragraph 5 of Department Circular No. 418, as amended (31 CFR 309.5), is hereby revised to read as follows:

"Sec. 309.5. Treasury bills will be acceptable at maturity value to secure deposits of public moneys; they will not bear the circulation privilege. The Secretary of the Treasury, in his discretion, when inviting tenders for Treasury bills, may provide that Treasury bills of any series will be acceptable at maturity value, whether at or before maturity, under such rules and regulations as he shall prescribe or approve, in payment of income and profits taxes payable under the provisions of the Internal Revenue Code. Notes secured by Treasury bills are eligible for discount or rediscount at Federal Reserve Banks by member banks, as are notes secured by bonds and notes of the United States, under the provisions of Section 13 of the Federal Reserve Act. They will be acceptable at maturity, but not before, in payment of interest or of principal on account of obligations of foreign governments held by the United States."

JOHN W. SNYDER,
Secretary of the Treasury

Treasury Bonds, Investment Series

Exhibit 14.—Offering of additional issue of 2¾ percent Treasury Bonds, Investment Series B-1975-80, and allotments

[Department Circular No. 907. Public Debt]

TREASURY DEPARTMENT,
Washington, May 19, 1952.

I. OFFERING OF BONDS

1. The Secretary of the Treasury, pursuant to the authority of the Second Liberty Bond Act, as amended, invites subscriptions, at par with an adjustment of interest, from the people of the United States for bonds of the United States, designated 2¾ percent Treasury Bonds, Investment Series B-1975-80, for cash or, as provided in section IV hereof, for cash and in exchange for the following listed Treasury bonds:

- 2½ percent bonds of 1965-70, dated Feb. 1, 1944, due March 15, 1970
- 2½ percent bonds of 1966-71, dated Dec. 1, 1944, due March 15, 1971
- 2½ percent bonds of 1967-72, dated June 1, 1945, due June 15, 1972
- 2½ percent bonds of 1967-72, dated Nov. 15, 1945, due Dec. 15, 1972

2. Commercial banks (which for this purpose are defined as banks accepting demand deposits) are excluded from this offering except to the extent they may offer to exchange bonds of the four issues enumerated above which they acquired prior to December 31, 1945, on a basis of 25 percent cash and 75 percent bonds.

3. The amount of the offering under this circular is not specifically limited, but the bases upon which subscriptions will be accepted are restricted as set forth in section IV hereof.

II. DESCRIPTION AND TERMS OF BONDS

1. The bonds now offered will be an addition to and will form a part of the series of 2¾ percent Treasury Bonds, Investment Series B-1975-80, issued pursuant to Department Circular No. 883, dated March 26, 1951, will be freely interchangeable therewith, are identical in all respects therewith (except that interest on the bonds issued under this circular will accrue from April 1 or October 1 1952, next preceding the date of payments therefor), and are described in the following quotation from Department Circular No. 883:

"1. The bonds will be dated April 1, 1951, and will bear interest from that date at the rate of 2¾ percent per annum, payable semiannually by check on October 1, 1951, and thereafter on April 1, and October 1 in each year until the

principal amount becomes payable. They will mature April 1, 1980, and will not be redeemable prior thereto except as follows:

(a) They may be redeemed at the option of the United States on and after April 1, 1975, in whole or in part, at par and accrued interest, on any interest day or days, on 4 months' notice of redemption given in such manner as the Secretary of the Treasury shall prescribe. In case of partial redemption the bonds to be redeemed will be determined by such method as may be prescribed by the Secretary of the Treasury. From the date of redemption designated in any such notice, interest on the bonds called for redemption shall cease.

(b) They may be redeemed at the option of the duly constituted representatives of a deceased owner's estate, at par and accrued interest to the date of payment¹ if at the time of death they constitute part of the decedent's estate and the Secretary of the Treasury is authorized by the representatives to apply the entire proceeds of redemption to the payment of Federal estate taxes. Bonds submitted for redemption hereunder must be duly assigned to 'The Secretary of the Treasury for redemption, the proceeds to be paid to the Collector of Internal Revenue at ----- for credit on Federal estate taxes due from estate of -----'. The bonds must be accompanied by Form PD 1782² properly completed, signed and sworn to, and by a certificate of the appointment of the personal representatives, under seal of the court, dated not more than six months prior to the submission of the bonds, which shall show that at the date thereof the appointment was still in force and effect. Upon payment of the bonds appropriate memorandum receipt will be forwarded to the representatives, which will be followed in due course by formal receipt from the Collector of Internal Revenue.

"2. Although the bonds are payable only at maturity, except as provided in the preceding paragraph, they may, at the owner's option, as provided in Department Circular No. 884, be exchanged for 1½ percent five-year marketable Treasury notes to be dated April 1 and October 1 of each year during the life of the bond. If the bonds surrendered are in order for exchange, the new notes will ordinarily be issued within ten calendar days from the date of surrender to the Treasury Department or to a Federal Reserve Bank or branch. The notes to be issued will bear the April 1 or October 1 date next preceding the date of the exchange. Interest will be adjusted to the date on which the exchange is made. Partial exchange of the bonds in multiples of \$1,000, and reissue of the remainder, will be permitted.

"3. The bonds will not be acceptable to secure deposits of public moneys, but they may be used as collateral for loans and may be pledged as security for the performance of an obligation or for any other purpose. In the event of a default on the loan or in the performance of the obligation, the pledgee will have the right only to exchange the bonds for 1½ percent five-year marketable Treasury notes. The bonds may not be sold or discounted, and are not transferable in ordinary course, but they may be transferred (by way of reissue) (1) to successors in title, (2) (in the event of the death of the owner) to legatees, next of kin, and other persons entitled, in accordance with the provisions of Department Circular No. 300, and (3) to State supervisory authorities in pursuance of any pledge required under State law. A bond which has been registered in the title of a State supervisory authority may be reissued in the name of the original owner upon assignment by such authority for that purpose. The term 'successors' as used in this paragraph includes but is not limited to succeeding organizations, succeeding trustees, and persons entitled upon the termination of a trust or the dissolution of a fund or organization. Judgment creditors, trustees in bankruptcy, and receivers of insolvents' estates will be entitled only to exchange the bonds for 1½ percent five-year marketable Treasury notes. Persons entitled to reissue under the provisions of this paragraph will succeed to all the rights and privileges of the registered owners.

"4. The income derived from the bonds shall be subject to all taxes now or hereafter imposed under the Internal Revenue Code, or laws amendatory or supplementary thereto. The bonds shall be subject to estate, inheritance, gift, or other excise taxes, whether Federal or State, but shall be exempt from all taxation now or hereafter imposed on the principal or interest thereof by any State, or any of the possessions of the United States, or by any local taxing authority.

¹ An exact half-year's interest is computed for each full half-year period irrespective of the actual number of days in the half year. For a fractional part of any half year, computation is on the basis of the actual number of days in such half year.

² Copies of Form PD 1782 may be obtained from any Federal Reserve Bank or from the Treasury Department, Washington, D. C.

"5. The bonds will be issued only in registered form, and in denominations of \$1,000, \$5,000, \$10,000, \$100,000, \$1,000,000, and \$10,000,000.

"6. Except as otherwise specifically provided in this circular, Treasury Bonds of Investment Series B-1975-80 issued hereunder will be subject to the general regulations of the Treasury Department, now or hereafter prescribed, governing United States bonds. The regulations in Department Circular No. 815 (which govern 2½ percent Treasury Bonds of Investment Series A-1965), will not govern Treasury Bonds of Investment Series B-1975-80. All questions concerning bonds issued hereunder and transactions pertaining thereto should be submitted to a Federal Reserve Bank or branch or to the Treasury Department, Division of Loans and Currency, Washington 25, D. C."

III. SUBSCRIPTION AND ALLOTMENT

1. Subscriptions will be received at the Federal Reserve Banks and branches and at the Treasury Department, Washington. Banking institutions generally may submit subscriptions for account of customers, but only the Federal Reserve Banks and the Treasury Department are authorized to act as official agencies. Where subscriptions are to be paid for in installments, as provided in section IV hereof, delivery of 10 percent of the total par amount of bonds subscribed for, adjusted to the next highest \$1,000, will be withheld from all subscribers except incorporated banks and trust companies until payment of the total amount subscribed for has been completed. In every case where payment is not so completed the 10 percent so withheld shall, upon declaration made by the Secretary of the Treasury in his discretion, be forfeited to the United States.

2. The Secretary of the Treasury reserves the right to reject any subscription, in whole or in part, to allot less than the amount of bonds applied for, and to close the books as to any or all subscriptions at any time without notice; and any action he may take in these respects shall be final. Subject to these reservations, all subscriptions will be allotted in full. Allotment notices will be sent out promptly upon allotment.

IV. BASES FOR ENTERING SUBSCRIPTIONS AND MAKING PAYMENT

1. Subscriptions for the 2½ percent Treasury Bonds, Investment Series B-1975-80, offered hereunder may be entered, except by commercial banks as defined in section I hereof, as follows:

- (a) The new bonds subscribed for may be paid for in full in cash, at par and accrued interest from April 1, 1952, or
- (b) Not less than 25 percent of the par amount of the bonds subscribed for must be paid in cash and the remainder by exchange, par for par, of any of the bonds of the four issues enumerated in section I hereof, with cash adjustments of accrued interest to date of payment.

2. The par amount of new bonds subscribed for by commercial banks as defined in section I hereof may be paid for only on the basis of 25 percent cash and 75 percent in bonds eligible for exchange hereunder, with cash adjustments of accrued interest to date of payment.

3. Payment for the new bonds may be made in full on June 4, 1952, or may be made in four equal installments on June 4, August 1, October 1, and December 1, 1952. On installment payments, not less than 25 percent of the par amount of new bonds paid for by each installment must be paid in cash, following which the new bonds will be delivered to the subscriber in due course. Subscribers may, if they wish, accelerate their installment payments in whole or in part.

4. Where the new bonds are paid for in full in cash, the appropriate amount of accrued interest calculated in accordance with the table at the end of this circular should be included in the payment. Accrued interest on bonds to be exchanged will be credited, and accrued interest on the new bonds to be issued will be charged as shown in the table, except as to registered bonds presented during periods the transfer books are closed. Where a net amount is to be collected from the subscriber, the remittance should accompany the securities tendered in exchange. Where a net amount is to be paid to the subscriber, it will be paid, in the case of coupon bonds following their acceptance, and in the case of registered bonds following discharge of registration. Current and all subsequent coupons should be attached to coupon bonds presented for exchange. In the case of registered bonds tendered in exchange during the period the transfer books therefor are closed, interest on such bonds from the date of payment for the new bonds to the next interest payment date will be collected from the

subscriber and the owner of record will receive the full half-year's interest due on that date in regular course. The transfer books are closed for one month prior to each interest payment date.

5. Any qualified depository will be permitted to make payment by credit for the cash portion of the payment for new bonds allotted to it for itself and its customers up to any amount for which it may be qualified in excess of existing deposits.

V. ASSIGNMENT OF REGISTERED BONDS

1. Treasury bonds of 1965-70, Treasury bonds of 1966-71, Treasury bonds of 1967-72, due June 15, 1972, or Treasury bonds of 1967-72, due December 15, 1972, in registered form tendered in exchange for bonds offered hereunder should be assigned by the registered payees or assignees thereof in accordance with the general regulations of the Treasury Department governing assignments for transfer or exchange, in one of the forms hereafter set forth, and thereafter should be presented and surrendered to a Federal Reserve Bank or branch or to the Treasury Department, Division of Loans and Currency, Washington, D. C. If the new bonds are desired registered in the same name as the bonds surrendered, the assignment should be to "The Secretary of the Treasury for exchange for 2½ percent Treasury Bonds, Investment Series B-1975-80." If the new bonds are desired registered in another name, the assignment should be to "The Secretary of the Treasury for exchange for 2½ percent Treasury Bonds, Investment Series B-1975-80, in the name of -----."

VI. GENERAL PROVISIONS

1. As fiscal agents of the United States, Federal Reserve Banks are authorized and requested to receive subscriptions, to make allotments on the basis and up to the amounts indicated by the Secretary of the Treasury to the Federal Reserve Banks of the respective districts, to issue allotment notices, to receive payment and to make delivery of bonds as provided herein, and they may issue interim receipts pending delivery of the definitive bonds.

2. The Secretary of the Treasury may at any time, or from time to time, prescribe supplemental or amendatory rules and regulations governing the offering, which will be communicated promptly to the Federal Reserve Banks.

JOHN W. SNYDER,
Secretary of the Treasury.

Table of interest adjustments per \$1,000 in connection with offering of 2½ percent Treasury Bonds, Investment Series B-1975-80 under Department Circular No. 907

Bonds surrendered ¹	Accrued interest to be credited on bonds surrendered	Accrued interest to be charged on bonds issued
Exchange as of June 4, 1952:		
2½% Treasury bonds of 1965-70.....	\$5.50272	\$4.80874
2½% Treasury bonds of 1966-71.....		
2½% Treasury bonds of June 1967-72.....	11.74863	4.80874
2½% Treasury bonds of Dec. 1967-72.....		
Exchange as of August 1, 1952:		
2½% Treasury bonds of 1965-70.....	9.44293	9.16667
2½% Treasury bonds of 1966-71.....		
2½% Treasury bonds of June 1967-72.....	3.21038	9.16667
2½% Treasury bonds of Dec. 1967-72.....		
Exchange as of October 1, 1952:		
2½% Treasury bonds of 1965-70.....	1.10497	None
2½% Treasury bonds of 1966-71.....		
2½% Treasury bonds of June 1967-72.....	7.37705	None
2½% Treasury bonds of Dec. 1967-72.....		
Exchange as of December 1, 1952:		
2½% Treasury bonds of 1965-70.....	5.31768	4.60852
2½% Treasury bonds of 1966-71.....		
2½% Treasury bonds of June 1967-72.....	11.54372	4.60852
2½% Treasury bonds of Dec. 1967-72.....		

¹ IMPORTANT.—For adjustments with respect to registered bonds tendered in exchange during the period the transfer books therefor are closed, see section IV, paragraph 4, of this circular.

272 1952 REPORT OF THE SECRETARY OF THE TREASURY

Where installment payments are accelerated and made on dates other than the four dates specified, accrued interest will be computed in accordance with the following daily decimals:

On bonds of 1965-70 and 1966-71 to Sept. 15, 1952.....	\$0. 067934783
On bonds of 1965-70 and 1966-71 from Sept. 15, 1952.....	. 069060773
On the two bonds of 1967-72.....	. 068306011
On bonds of B-1975-80 to October 1, 1952.....	. 075136612
On bonds of B-1975-80 from October 1, 1952.....	. 075549451

2½ percent Treasury Bonds, Investment Series B-1975-80 (additional issue) issued for cash and in exchange for 2½ percent Treasury bonds of 1965-70, dated February 1, 1944, 2½ percent Treasury bonds of 1966-71, dated December 1, 1944, 2½ percent Treasury bonds of 1967-72, dated June 1, 1945, and 2½ percent Treasury bonds of 1967-72, dated November 15, 1945¹

[In thousands of dollars]

Federal Reserve district	Cash subscriptions	Exchange subscriptions	Total subscriptions
Boston.....	\$12,230	\$35,215	\$47,445
New York.....	163,287	471,247	634,534
Philadelphia.....	21,928	64,864	86,792
Cleveland.....	12,504	36,172	48,676
Richmond.....	10,330	30,732	41,061
Atlanta.....	10,106	26,866	36,972
Chicago.....	28,836	80,340	109,176
St. Louis.....	5,512	16,284	21,796
Minneapolis.....	3,038	8,524	11,562
Kansas City.....	6,004	14,910	20,913
Dallas.....	6,492	18,706	25,199
San Francisco.....	37,600	110,412	148,012
Treasury.....	508	1,312	1,821
Government investment accounts.....	132,025	391,775	523,800
Total.....	450,400	1,307,360	1,757,759

¹ Amounts are from press release of June 5, 1952.

United States Savings Bonds

Exhibit 15.—First amendment, January 9, 1952, to Department Circular No. 885, clarifying the extended maturity value of Series E United States savings bonds

[Department Circular No. 885. Public Debt]

TREASURY DEPARTMENT,
Washington, January 9, 1952.

To Owners of United States Savings Bonds of Series E and Others Concerned:

Pursuant to the Second Liberty Bond Act, as amended, Subpart B of Department Circular No. 885, dated March 26, 1951, is hereby amended and revised to read as follows:

SUBPART B—FURTHER INTEREST AFTER MATURITY

SEC. 329.3. Owners of bonds of Series E, which mature on and after May 1, 1951, have the option of retaining the matured bonds for a further 10-year period and earning interest upon the maturity values thereof, payable at the rate of 2½ percent simple interest per annum, if redeemed during the first 7½ years, as provided in the table of redemption values at the end of these regulations, and payable at a higher rate thereafter so that the aggregate return for the 10-year extension period will be about 2.9 percent compounded semiannually. NO ACTION IS REQUIRED OF OWNERS DESIRING TO TAKE ADVANTAGE OF THE EXTENSION. MERELY BY CONTINUING TO HOLD THEIR BONDS

AFTER MATURITY OWNERS WILL EARN FURTHER INTEREST IN ACCORDANCE WITH THE SCHEDULE SET FORTH IN THE TABLE AT THE END OF THESE REGULATIONS.¹

SEC. 329.4. Interest hereunder accrues at the end of the first half-year period following maturity and each successive half-year period thereafter. If the bonds are redeemed before the end of the first half-year period following maturity, the owner is entitled to payment only at the face value thereof.

JOHN W. SNYDER,
Secretary of the Treasury.

Exhibit 16.—Ninth amendment, January 18, 1952, to Department Circular No. 530, broadening the conditions under which United States savings bonds registered in the names of two individuals as coowners may be reissued

TREASURY DEPARTMENT,
Washington, January 18, 1952.

To Owners of United States Savings Bonds and Others Concerned:

Pursuant to Section 22 (a) of the Second Liberty Bond Act, as amended (55 Stat. 7, 31 U. S. C. 757c), Section 315.45 (b) of Department Circular No. 530, Sixth Revision, dated February 13, 1945 (31 CFR 315), as amended, is hereby further amended, effective February 1, 1952, to read as follows:

"Sec. 315.45 (b) *Reissue during the lives of both coowners.*—Except as otherwise specifically provided by these regulations, a bond held in coownership may be reissued during the lives of both coowners only upon the request of both and under the following specific circumstances:

(1) in the name of either coowner, alone, or with a new coowner or with a beneficiary:

(i) if the coowner whose name is to remain on the bond is related to the coowner whose name is to be eliminated as coowner either as husband or wife, parent or child, brother or sister, grandparent or grandchild, uncle or aunt, or nephew or niece; the term 'child' includes a child legally adopted as well as a stepchild; the terms 'brother' and 'sister' include brothers and sisters of the half blood as well as those of the whole blood, stepbrothers, and stepsisters and brothers and sisters through adoption, *Provided, however,* That the Treasury reserves the right to reject any application for reissue hereunder, in whole or in part, upon a determination that the transaction would tend to evade or defeat the purposes of the limitation on holdings or the restriction against the transferability of savings bonds;

(ii) if one of the coowners is married after the issue of the bond; and

(iii) if the coowners are divorced or legally separated from each other, or their marriage is annulled, after the issue of the bond.

Requests for reissue of any of the above three classes should be made on the current revision of Form PD 1938 and should be signed by both coowners. Such requests will not be approved unless the coowner whose name is to be eliminated from the bond is of full age and legally competent. A minor coowner may execute the form if (in the opinion of the certifying officer) he is of sufficient competency and understanding to comprehend the nature of the transaction and reissue of all the bonds is to be made in the name of such minor alone or, if he so requests, with another coowner or a beneficiary.

(2) If the bond is of Series F or G, it may be reissued in the name of a trustee of a living trust created by both coowners for the benefit of both, in whole or in part, during their lifetime, whether or not containing an absolute power of revocation in the grantors. Requests for reissue under this provision should be made on Form PD 1851 and will not be approved unless both coowners are of full age and legally competent."

JOHN W. SNYDER,
Secretary of the Treasury.

¹ The first sentence of Sec. 329.3 of Subpart B as originally issued stated that interest upon the maturity values of the bonds would accrue at the rate of 2½ percent simple interest per annum for the first 7½ years, whereas the last sentence of that section makes it clear that the rate of accrual is governed by the schedule set forth in the table at the end of the regulations. Actually the schedule provides for the accrual of interest at a rate higher than 2½ percent for the 7 to 7½ year period following maturity, although such rate is collectible during (but not before) the 7½ to 8 year period (which in the schedule is designated as the 17½ to 18 year period after issue date). The purpose of this amendment is to render clear this attractive feature of the extended maturity value of bonds of Series E.

Exhibit 17.—Tenth amendment, April 29, 1952, to Department Circular No. 530, regulations governing United States savings bonds:

TREASURY DEPARTMENT,
Washington, April 29, 1952.

To Owners of United States Savings Bonds and Others Concerned:

Pursuant to Section 22 (a) of the Second Liberty Bond Act, as amended (55 Stat. 7, 31 U. S. C. 757c), certain sections of Department Circular No. 530, Sixth Revision (31 CFR 315), as amended, are further amended as follows:

SEC. 315.5 is amended by substituting for the letters "F" and "G" wherever found in the section the letters "F," "G," "J," and "K."

SEC. 315.8 is amended by revising subsection (b) to read as follows:

"(b) *Series E*.—\$5,000 (maturity value) up to and including the calendar year 1947, \$10,000 (maturity value) for the calendar years 1948 to 1951, both inclusive, and \$20,000 (maturity value) for the calendar year 1952 and for each calendar year thereafter."

Also by relettering subsection (f) as (g) and by inserting a new subsection lettered (f) reading as follows:

"(f) *Series J and K*.—\$200,000 (issue price) for each calendar year, of either series or of the combined aggregate of both."

SEC. 315.9 (b) is amended by striking out the last sentence and substituting therefor the following:

"In the case of bonds of Series F, G, J, and K the computation shall be based upon issue prices."

SEC. 315.9 (d) is amended by substituting a semicolon for the period at the end of the subsection and adding thereto the following:

"or (5) with respect to bonds of Series G, those issued in exchange for matured bonds of Series E under the terms of Department Circular No. 885, as amended; or (6) with respect to bonds of Series K, those issued in exchange for matured bonds of Series E under the terms of Department Circular No. 906."

SEC. 315.10 is amended by striking out the parenthetical expression and substituting therefor the following:

"(in the case of bonds of Series G or Series K)"

SEC. 315.19 is amended by revising the last sentence of the section to read:

"At present Series G and Series K constitute the only issues of current income savings bonds."

SEC. 315.23 (b) is amended by revising the caption to read "Series F, G, J, and K" and by substituting "Series F, G, J, and K" for "Series F or G" in the first line of the subsection.

SEC. 315.23 (c) is further amended by substituting for the letter "G" wherever it appears the letters "G" and "K," and by substituting for the letter "F" the letters "F" and "J." The subsection is further amended by inserting the words "under the foregoing provisions" following the word "maturity" in the next to the last sentence, and by adding at the end of the subsection the following:

"Bonds of Series G issued in exchange for matured bonds of Series E under the provisions of Department Circular No. 885, as amended, and bonds of Series K issued in exchange for matured bonds of Series E under the provisions of Department Circular No. 906, may be redeemed at par at any time after 6 months from the issue date, at the option of the owners, on the first day of any calendar month following one calendar month's notice in writing of intention to redeem."

SEC. 315.28 is amended by substituting for the letters "F" and "G" the letters "F," "G," "J," or "K."

SEC. 315.45 (b) as amended is further amended by substituting in subparagraph (2) for the letters "F" and "G" the letters "F," "G," "J," or "K."

JOHN W. SNYDER,
Secretary of the Treasury.

**Exhibit 18.—Third revision, April 29, 1952, of Department Circular No. 653,
offering of Series E United States savings bonds**

TREASURY DEPARTMENT,
Washington, April 29, 1952.

Department Circular No. 653, Second Revision, dated August 31, 1943, as amended and supplemented (31 CFR 316), is hereby revised effective May 1, 1952, to read as follows:

SEC. 316.1. Offering of bonds.—The Secretary of the Treasury, pursuant to the authority of the Second Liberty Bond Act, as amended, offers for sale to the people of the United States, United States savings bonds of Series E which hereinafter are referred to as bonds of Series E. These bonds will be substantially a continuation of the Series E bonds heretofore available, but will mature 9 years and 8 months from the issue date and will have an investment yield of approximately 3 percent per annum compounded semiannually, if held to maturity. The sale of bonds of Series E issued hereunder will continue until terminated by the Secretary of the Treasury.

SEC. 316.2. Description.—Bonds of Series E will be issued only in registered form. See section 316.6 for information concerning registration. They will be issued in denominations of \$25, \$50, \$100, \$200, \$500, \$1,000, and \$10,000. Each bond will bear the facsimile signature of the Secretary of the Treasury, and will bear an imprint of the Seal of the Treasury Department. At the time of issue, the issuing agent will inscribe on the face of each bond the name and address of the owner and the name of the coowner or beneficiary, if any; will enter the issue date of the bond; and will imprint the agent's dating stamp (to show the date the bond is actually inscribed). A bond of Series E shall be valid only if an authorized issuing agent receives payment therefor, duly inscribes, dates, and stamps the bond, and delivers it to the purchaser or his agent.

SEC. 316.3. Term.—A bond of Series E will be dated as of the first day of the month in which payment of the issue price is received by an agent authorized to issue the bonds. This date is the issue date and the bond will mature and be payable at face value 9 years and 8 months from such issue date; but with the option on the part of the owner to retain it after maturity at further interest as set forth in section 316.13. The issue date is the basis for determining the redemption periods or the maturity date of the bond, and should not be confused with the date appearing in the issuing agent's stamp, which indicates the actual date the bond is inscribed. The bonds may not be called for redemption by the Secretary of the Treasury prior to maturity, but any bond may be redeemed prior to maturity, at any time after two months from the issue date, at the owner's option, at fixed redemption values.

SEC. 316.4. Interest.—Bonds of Series E will be issued on a discount basis at 75 percent of their maturity value. No interest as such will be paid on the bonds, but they will increase in redemption value at the end of each half-year period from the issue date, with an additional increase for the period from 9 years and 6 months to 9 years and 8 months from the issue date, as shown in table A at the end of this circular. The investment yield will be approximately 3 percent per annum compounded semiannually, if the bonds are held to maturity (but the yield will be less if the owner exercises his option to redeem a bond prior to maturity); the bonds will have a further investment yield of approximately 3 percent per annum compounded semiannually for each half-year period they are held after maturity under the option granted to owners in section 316.13.

SEC. 316.5. Taxation.—For the purpose of determining taxes and tax exemptions, the increment in value represented by the difference between the price paid for bonds of Series E (which are issued on a discount basis), and the redemption value received therefor shall be considered as interest, and such interest is not exempt from income or profits taxes now or hereafter imposed under the Internal Revenue Code or laws amendatory or supplementary thereto.¹ The bonds shall be subject to estate, inheritance, gift, or other excise taxes, whether Federal or State, but shall be exempt from all taxation now or hereafter imposed on the principal or interest thereof by any State, or any of the possessions of the United States, or by any local taxing authority.

¹ For further information concerning the taxable and exempt status under Federal tax laws of the interest (increment in value) on United States savings bonds issued on a discount basis (including bonds of Series E), and alternate methods of reporting such interest, see Internal Revenue Mimeograph, Coll. No. 6327, dated November 9, 1948.

SEC. 316.6. *Registration.*—(a) *Authorized forms.*—Bonds of Series E may be registered only in the names of natural persons (that is, individuals), whether adults or minors, in their own right, as follows: (1) in the name of one person; (2) in the names of two (but not more than two) persons as coowners; and (3) in the name of one person payable on death to one (but not more than one) other designated person. Full information regarding authorized forms of registration and rights thereunder will be found in the regulations currently in force governing United States savings bonds.

(b) *Restrictions.*—Only residents of the United States (which for the purposes of this section shall include the Territories, insular possessions, and the Canal Zone), citizens of the United States temporarily residing abroad, and nonresident aliens employed in the United States by the Federal Government or an agency thereof may be named as owners, coowners, or designated beneficiaries of bonds of Series E issued pursuant to this circular, or of authorized reissues thereof, except that on original issues of bonds, but not on reissues, such persons may name as coowners or beneficiaries of their bonds American citizens permanently residing abroad or nonresident aliens who are not citizens of enemy nations. American citizens permanently residing abroad and nonresident aliens who become entitled to bonds under the regulations governing United States savings bonds,² by right of survivorship or otherwise, will not have the right to reissue but may hold the bonds without change of registration with the right to redeem them at any time in accordance with their terms.

SEC. 316.7. *Limitation on holdings.*—The amount of Series E bonds originally issued during the calendar year 1952 (and each calendar year thereafter) that may be held by any one person at any one time shall not exceed \$20,000 (maturity value), computed in accordance with the provisions of the regulations governing United States savings bonds.

SEC. 316.8. *Nontransferability.*—Bonds of Series E will not be transferable, and will be payable only to the owner named thereon, except in case of death or disability of the owner or as otherwise specifically provided in the regulations governing savings bonds, and in any event only in accordance with said regulations. Accordingly, after they are duly issued they may not be sold, discounted, hypothecated as collateral for a loan or the performance of a service, or disposed of in any manner other than as provided in the regulations governing savings bonds, and, except as provided in said regulations, the Treasury Department will recognize only the inscribed owner, during his lifetime, and thereafter his estate or heirs.

SEC. 316.9. *Issue prices of bonds.*—The issue prices of the various denominations of bonds of Series E follow:

Denomination (maturity value).....	\$25.00	\$50.00	\$100.00	\$200.00	\$500.00	\$1,000.00	\$10,000.00
Issue (purchase) price.....	\$18.75	\$37.50	\$75.00	\$150.00	\$375.00	\$750.00	\$7,500.00

SEC. 316.10. *Purchase of bonds.*—Bonds of Series E may be purchased, while this offer is in effect, as follows:

(a) *Over-the-counter for cash.*—(1) At United States post offices of the first, second, and third classes, and at selected post offices of the fourth class, and generally at classified stations and branches; (2) at such incorporated banks, trust companies, and other agencies as have been duly qualified as issuing agents; (3) at Federal Reserve Banks and branches and at the Treasury Department, Washington 25, D. C.

(b) *On mail order.*—By mail upon application to the Treasurer of the United States, Washington 25, D. C., or to any Federal Reserve Bank or branch, accompanied by a remittance to cover the issue price. Any form of exchange, including personal checks, will be accepted, subject to collection. Checks, or other forms of exchange, should be drawn to the order of the Federal Reserve Bank or Treasurer of the United States, as the case may be. Checks payable by endorsement are not acceptable. Any depository qualified pursuant to the provisions of Treasury Department Circular No. 92 Revised (31 CFR Part 203) will be permitted to make payment by credit for bonds applied for on behalf of its customers up to any amount for which it shall be qualified in excess of existing deposits, when so notified by the Federal Reserve Bank of its district.

(c) *Postal savings.*—Subject to regulations prescribed by the Board of Trustees of the Postal Savings System, the withdrawal of postal savings deposits will be permitted for the purpose of purchasing bonds of Series E.

² See Department Circular No. 530, current revision.

(d) *Savings stamps.*—Savings stamps, in authorized denominations, may be purchased at any post office where bonds of Series E are on sale and at such other agencies as may be designated from time to time. These stamps may be used to accumulate credits for the purchase of bonds of Series E. Albums, for affixing the stamps, will be available without charge, and such albums will be receivable, in the amount of the affixed stamps, on the purchase price of savings bonds.

SEC. 316.11. *Bonds purchased before new stock is available.*—Until bonds have been printed and supplied to issuing agents Series E bonds in the form on sale prior to May 1, 1952, will be issued for purchases made under this circular. **BONDS OF SERIES E PURCHASED IN THE INTERVAL UNTIL THE NEW STOCKS ARE AVAILABLE WILL CARRY THE NEW RATE AND REDEMPTION VALUES AND ALL OTHER PRIVILEGES AS FULLY AS IF EXPRESSLY SET FORTH IN THE TEXT OF THE BONDS THEMSELVES.** The owners, if they desire to do so, may exchange such bonds at any Federal Reserve Bank or branch or at the Treasury Department, Washington 25, D. C., for bonds in the new form (with the same registration and issue dates), when the latter become available; but they need not do so because all paying agents will redeem ALL bonds of Series E bearing issue dates on and after May 1, 1952, in accordance with the schedule of redemption values set forth in table A at the end of this circular.

SEC. 316.12. *Delivery of bonds.*—Issuing agents are authorized to deliver bonds of Series E by mail at the risk and expense of the United States; at the address given by the purchaser, but only within the United States, its Territories and insular possessions, and the Canal Zone.³ No mail deliveries elsewhere will be made. If purchased by citizens of the United States temporarily residing abroad, the bonds will be delivered at an address in the United States, or held in safekeeping, as the purchaser may direct.

SEC. 316.13. *Retention of Series E bonds (heretofore or hereafter issued) at further interest after maturity.*⁴—Owners of Series E bonds heretofore or hereafter issued who wish to continue their investment beyond maturity have the option of retaining their matured bonds for a 10-year period after maturity (hereafter referred to as the "extension period") and of earning interest upon the maturity values thereof in accordance with the provisions of (1), (2), and (3) hereof. This option is as binding on the United States as if expressly set forth in the text of the bonds. **NO ACTION IS REQUIRED OF OWNERS DESIRING TO TAKE ADVANTAGE THEREOF. MERELY BY CONTINUING TO HOLD THEIR BONDS AFTER MATURITY OWNERS WILL EARN FURTHER INTEREST IN ACCORDANCE WITH THE SCHEDULE OF REDEMPTION VALUES SET FORTH IN THE PERTINENT TABLES REFERRED TO BELOW.** Interest under these provisions accrues at the end of the first half-year period following maturity and at the end of each successive half-year period thereafter. If the bonds are redeemed before the end of the first half-year period following maturity, the owner is entitled to payment only at the face value thereof.

(1) *Series E bonds bearing issue dates of May 1, 1941, through April 1, 1942.*—Such bonds earn interest after maturity at the rate of 2½ percent simple interest per annum, if redeemed during the first 7½ years of the extension period, in accordance with the schedule of redemption values in table B at the end of this circular, and at a higher rate thereafter so that the aggregate return for the extension period will be approximately 2.9 percent per annum, compounded semiannually.

(2) *Series E bonds bearing issue dates of May 1, 1942, through April 1, 1952.*—Such bonds will earn interest after maturity at the rate of approximately 3 percent per annum compounded semiannually for each half-year period of the extension period and are redeemable in accordance with the schedule of redemption values in table C at the end of this circular.

(3) *Series E bonds bearing issue dates on and after May 1, 1952.*—Such bonds will earn interest after maturity at the rate of approximately 3 percent per annum compounded semiannually for each half-year period of the extension period and will be redeemable in accordance with the schedule of redemption values in table A at the end of this circular.

The term "owners" as used in this section and section 316.14 includes registered owners, coowners, surviving beneficiaries, next of kin and legatees of deceased

³ During any war emergency the Treasury may suspend deliveries to be made at its risk and expense from or to the continental United States and its Territories, insular possessions, and the Canal Zone, or between any of such places.

⁴ The basic provisions governing the option of owners of Series E bonds to retain their bonds at further interest after maturity were originally set forth in Department Circular No. 885.

owners, and persons who have acquired bonds pursuant to judicial proceedings against the owners, except that judgment creditors, trustees in bankruptcy, and receivers of insolvents' estates will have the right only to payment in accordance with the regulations governing United States savings bonds.

SEC. 316.14. *Exchange of matured bonds of Series E for bonds of Series K.*—Owners of matured Series E bonds who prefer to have a current income bond rather than to exercise their right to retain the bonds for the extension period may exchange them in amounts of \$500 (maturity value) or multiples thereof for bonds of Series K subject to the provisions of Department Circular No. 906 dated April 29, 1952.

SEC. 316.15. *Federal income tax as applied to matured Series E bonds.*—(a) A taxpayer who has been reporting the increase in redemption value of his Series E bonds, for Federal income tax purposes, each year as it accrues, must continue to do so if he retains the bonds under section 316.13, unless in accordance with income tax regulations (Regulations 111, section 29.42-6) the taxpayer secures permission from the Commissioner of Internal Revenue to change to a different method of reporting income from such obligations. A taxpayer who has not been reporting the increase in redemption value of such bonds currently for tax purposes may in any year prior to final maturity, and subject to the provisions of section 42 (b) of the Internal Revenue Code and of the regulations prescribed thereunder, elect for such year and subsequent years to report such income annually. Holders of Series E bonds who have not reported the increase in redemption value currently are required to include such amount in gross income for the taxable year of actual redemption or for the taxable year in which the period of extension ends, whichever is earlier.

(b) Taxpayers who exchange their matured Series E bonds for Series K bonds (see section 316.14) must report the difference between the purchase price of their Series E bonds and the maturity value thereof in their returns for the year in which the bonds mature to the extent to which such difference has not been reported in previous returns. The interest payable on the Series K bonds issued upon exchange must be reported as income for the taxable year in which received or accrued.

(c) If further information concerning the income tax is desired, inquiry should be addressed to the Collector of Internal Revenue of the taxpayer's district or to the Bureau of Internal Revenue, Washington 25, D. C.

SEC. 316.16. *Safekeeping.*—Series E bonds will be held in safekeeping without charge by the Secretary of the Treasury if the holder so desires, and in such connection the facilities of the Federal Reserve Banks,⁵ as fiscal agents of the United States, and those of the Treasurer of the United States, will be utilized. Arrangements may be made for such safekeeping at the time of purchase, or subsequently.

SEC. 316.17. *Lost, stolen, or destroyed bonds.*—If a Series E bond is lost, stolen, or destroyed, a substitute may be issued or payment may be obtained upon identification of the bond and proof of its loss, theft, or destruction. The owner should keep a description of his bonds by series, denomination, serial number, and name of coowner or beneficiary, if any, apart from the bonds, and in case of loss, theft, or destruction should immediately notify the Bureau of the Public Debt, Division of Loans and Currency, 536 South Clark Street, Chicago 5, Illinois, briefly stating the facts and describing the bonds. Full instructions for obtaining substitute bonds or payment will then be given.

⁵ Safekeeping facilities may be offered at some branches of Federal Reserve Banks, and in such connection an inquiry may be addressed to the branch.

SEC. 316.18. *Payment or redemption (in general).*—A Series E bond may be redeemed at the option of the owner at any time after two months from the issue date at the appropriate redemption value as shown in the tables of redemption values at the end of this circular, table A for bonds dated on and after May 1, 1952, table B for those dated May 1, 1941, through April 1, 1942, and table C for those dated May 1, 1942, through April 1, 1952. A Series E bond in a denomination higher than \$25 (maturity value) may be redeemed in part but only in the amount of an authorized denomination or multiple thereof. Payment will be made upon presentation and surrender of the bond by the owner to authorized paying agencies as follows:

(1) *Incorporated banks, trust companies, and other financial institutions.*—An individual (natural person) whose name is inscribed on the face of a Series E bond either as owner or coowner in his own right may present such bond (unless marked "DUPLICATE") to any incorporated bank or trust company or other financial institution which is qualified as a paying agent under the provisions of Department Circular No. 750 or any revision of or amendment thereto. If such bond is in order for payment by the paying agent, the owner or coowner, upon establishing his identity to the satisfaction of the paying agent and upon signing the request for payment and adding his home or business address, may receive immediate payment of the current redemption value.

(2) *Federal Reserve Banks, branches, and Treasurer of the United States.*—Owners of Series E bonds may also obtain payment upon presentation of the bonds to a Federal Reserve Bank or branch or to the Treasurer of the United States, Washington 25, D. C., with the request for payment on the bond duly executed and certified in accordance with the provisions of the regulations governing savings bonds.

SEC. 316.19. *Payment or redemption in the case of disability or death.*—In case of the disability of the registered owner, or the death of the registered owner not survived by a coowner or a designated beneficiary, instructions should be obtained from a Federal Reserve Bank or branch, or the Bureau of the Public Debt, Division of Loans and Currency, 536 South Clark Street, Chicago 5, Illinois, before the request for payment is executed.

SEC. 316.20. *General provisions.*—(a) *Regulations.*—All Series E bonds issued pursuant to this circular shall be subject to the regulations prescribed from time to time by the Secretary of the Treasury to govern United States savings bonds. Such regulations may require, among other things, reasonable notice in case of presentation of Series E bonds for redemption prior to maturity. The present regulations are set forth in Treasury Department Circular No. 530, current revision, copies of which may be obtained on application to the Treasury Department or to any Federal Reserve Bank or branch.

(b) *Reservation as to issue of bonds.*—The Secretary of the Treasury reserves the right to reject any application for Series E bonds, in whole or in part, and to refuse to issue or permit to be issued hereunder any such bonds in any case or any class or classes of cases if he deems such action to be in the public interest, and his action in any such respect shall be final.

(c) *Preservation of existing rights.*—Nothing contained in this circular shall be construed to limit or restrict any existing rights which owners of Series E bonds have acquired under the circulars previously in force.

(d) *Fiscal agents.*—Federal Reserve Banks and branches, as fiscal agents of the United States, are authorized to perform such services as may be requested of them by the Secretary of the Treasury in connection with the issue, delivery, safekeeping, redemption, and payment of Series E bonds.

(e) *Reservation as to terms of circular.*—The Secretary of the Treasury may at any time or from time to time supplement or amend the terms of this circular, or of any amendments or supplements thereto.

JOHN W. SNYDER,
Secretary of the Treasury.

280 1952 REPORT OF THE SECRETARY OF THE TREASURY

TABLE A.—UNITED STATES SAVINGS BONDS—SERIES E
TABLE OF REDEMPTION VALUES AND INVESTMENT YIELDS FOR BONDS BEARING ISSUE DATES BEGINNING
MAY 1, 1952

Table showing: (1) How bonds of Series E bearing issue dates beginning May 1, 1952, by denominations, increase in redemption value during successive half-year periods following issue or date of original maturity; (2) the approximate investment yield on the purchase price from issue date to the beginning of each half-year period; and (3) the approximate investment yield on the current redemption value from the beginning of each half-year period (a) to maturity or (b) to extended maturity. Yields are expressed in terms of rate percent per annum, compounded semiannually.

Maturity value.....	\$25.00	\$50.00	\$100.00	\$200.00	\$500.00	\$1,000.00	\$10,000	APPROXIMATE INVESTMENT YIELD ²	
Issue price.....	18.75	37.50	75.00	150.00	375.00	750.00	7,500		
Period after issue date	(1) Redemption values during each half-year period ¹ (Values increase on first day of period shown)							(2) On purchase price from issue date to beginning of each half-year period ¹	(3) On current redemption value from beginning of each half-year period ¹ (a) to maturity
								Percent	Percent
First ½ year.....	\$18.75	\$37.50	\$75.00	\$150.00	\$375.00	\$750.00	\$7,500	0.00	3.00
½ to 1 year.....	18.85	37.70	75.40	150.80	377.00	754.00	7,540	1.07	3.10
1 to 1½ years.....	19.05	38.10	76.20	152.40	381.00	762.00	7,620	1.59	3.16
1½ to 2 years.....	19.30	38.60	77.20	154.40	386.00	772.00	7,720	1.94	3.19
2 to 2½ years.....	19.55	39.10	78.20	156.40	391.00	782.00	7,820	2.10	3.23
2½ to 3 years.....	19.80	39.60	79.20	158.40	396.00	792.00	7,920	2.19	3.28
3 to 3½ years.....	20.05	40.10	80.20	160.40	401.00	802.00	8,020	2.25	3.34
3½ to 4 years.....	20.30	40.60	81.20	162.40	406.00	812.00	8,120	2.28	3.41
4 to 4½ years.....	20.55	41.10	82.20	164.40	411.00	822.00	8,220	2.30	3.49
4½ to 5 years.....	20.90	41.80	83.60	167.20	418.00	836.00	8,360	2.43	3.50
5 to 5½ years.....	21.25	42.50	85.00	170.00	425.00	850.00	8,500	2.52	3.51
5½ to 6 years.....	21.60	43.20	86.40	172.80	432.00	864.00	8,640	2.59	3.54
6 to 6½ years.....	21.95	43.90	87.80	175.60	439.00	878.00	8,780	2.64	3.58
6½ to 7 years.....	22.30	44.60	89.20	178.40	446.00	892.00	8,920	2.69	3.64
7 to 7½ years.....	22.65	45.30	90.60	181.20	453.00	906.00	9,060	2.72	3.74
7½ to 8 years.....	23.00	46.00	92.00	184.00	460.00	920.00	9,200	2.74	3.89
8 to 8½ years.....	23.40	46.80	93.60	187.20	468.00	936.00	9,360	2.79	4.01
8½ to 9 years.....	23.80	47.60	95.20	190.40	476.00	952.00	9,520	2.83	4.26
9 to 9½ years.....	24.20	48.40	96.80	193.60	484.00	968.00	9,680	2.86	4.94
9½ years to 9 years and 8 months.....	24.60	49.20	98.40	196.80	492.00	984.00	9,840	2.88	9.92
Maturity value (9 years and 8 months from issue date).....	\$25.00	\$50.00	\$100.00	\$200.00	\$500.00	\$1,000.00	\$10,000	3.00	-----
Period after maturity date	Extended maturity period							(b) to extended maturity	
First ½ year.....	\$25.00	\$50.00	\$100.00	\$200.00	\$500.00	\$1,000.00	\$10,000	3.00	3.00
½ to 1 year.....	25.37	50.75	101.50	203.00	507.50	1,015.00	10,150	3.00	3.00
1 to 1½ years.....	25.75	51.50	103.00	206.00	515.00	1,030.00	10,300	3.00	3.00
1½ to 2 years.....	26.12	52.25	104.50	209.00	522.50	1,045.00	10,450	2.99	3.01
2 to 2½ years.....	26.50	53.00	106.00	212.00	530.00	1,060.00	10,600	2.99	3.02
2½ to 3 years.....	26.90	53.80	107.60	215.20	538.00	1,076.00	10,760	2.99	3.02
3 to 3½ years.....	27.30	54.60	109.20	218.40	546.00	1,092.00	10,920	2.99	3.02
3½ to 4 years.....	27.70	55.40	110.80	221.60	554.00	1,108.00	11,080	2.99	3.03
4 to 4½ years.....	28.10	56.20	112.40	224.80	562.00	1,124.00	11,240	2.98	3.04
4½ to 5 years.....	28.50	57.00	114.00	228.00	570.00	1,140.00	11,400	2.98	3.05
5 to 5½ years.....	28.95	57.90	115.80	231.60	579.00	1,158.00	11,580	2.98	3.04
5½ to 6 years.....	29.40	58.80	117.60	235.20	588.00	1,176.00	11,760	2.99	3.04
6 to 6½ years.....	29.85	59.70	119.40	238.80	597.00	1,194.00	11,940	2.99	3.03
6½ to 7 years.....	30.30	60.60	121.20	242.40	606.00	1,212.00	12,120	2.99	3.04
7 to 7½ years.....	30.75	61.50	123.00	246.00	615.00	1,230.00	12,300	2.99	3.05
7½ to 8 years.....	31.20	62.40	124.80	249.60	624.00	1,248.00	12,480	2.99	3.07
8 to 8½ years.....	31.65	63.30	126.60	253.20	633.00	1,266.00	12,660	2.99	3.12
8½ to 9 years.....	32.15	64.30	128.60	257.20	643.00	1,286.00	12,860	2.99	3.10
9 to 9½ years.....	32.65	65.30	130.60	261.20	653.00	1,306.00	13,060	2.99	3.10
9½ to 10 years.....	33.15	66.30	132.60	265.20	663.00	1,326.00	13,260	3.00	3.14
Extended maturity value (10 years from original maturity date) *.....	\$33.67	\$67.34	\$134.68	\$269.36	\$673.40	\$1,346.80	\$13,468	3.00	-----

¹ 2-month period in the case of the 9½-year to 9-year and 8-month period.

² Calculated on basis of \$1,000 bond (face value).

³ Approximate investment yield for entire period from issuance to maturity.

* 19 years and 8 months after issue date.

TABLE B--UNITED STATES SAVINGS BONDS--SERIES E
TABLE OF REDEMPTION VALUES AND INVESTMENT YIELDS
FOR BONDS BEARING ISSUE DATES FROM MAY 1, 1941, THROUGH APRIL 1, 1942

Table showing: (1) How bonds of Series E bearing issue dates from May 1, 1941, through April 1, 1942, by denominations, increase in redemption value during successive half-year periods following issue or date of original maturity; (2) the approximate investment yield on the purchase price from issue date to the beginning of each half-year period; and (3) the approximate investment yield on the current redemption value from the beginning of each half-year period (a) to maturity or (b) to extended maturity. Yields are expressed in terms of rate percent per annum, compounded semiannually.

Maturity value..... Issue price.....	\$25.00 18.75	\$50.00 37.50	\$100.00 75.00	\$500.00 375.00	\$1,000.00 750.00	APPROXIMATE INVESTMENT YIELD ¹	
Period after issue date	(1) Redemption values during each half-year period (Values increase on first day of period shown)					(2) On pur- chase price from issue date to be- ginning of each half- year period	(3) On cur- rent re- demption value from beginning of each half-year period (a) to maturity
						Percent	Percent
First ½ year.....	\$18.75	\$37.50	\$75.00	\$375.00	\$750.00	0.00	2.90
½ to 1 year.....	18.75 ²	37.50	75.00	375.00	750.00	.00	3.05
1 to 1½ years.....	18.87	37.75	75.50	377.50	755.00	.67	3.15
1½ to 2 years.....	19.00	38.00	76.00	380.00	760.00	.88	3.25
2 to 2½ years.....	19.12	38.25	76.50	382.50	765.00	.99	3.38
2½ to 3 years.....	19.25	38.50	77.00	385.00	770.00	1.06	3.52
3 to 3½ years.....	19.50	39.00	78.00	390.00	780.00	1.31	3.58
3½ to 4 years.....	19.75	39.50	79.00	395.00	790.00	1.49	3.66
4 to 4½ years.....	20.00	40.00	80.00	400.00	800.00	1.62	3.75
4½ to 5 years.....	20.25	40.50	81.00	405.00	810.00	1.72	3.87
5 to 5½ years.....	20.50	41.00	82.00	410.00	820.00	1.79	4.01
5½ to 6 years.....	20.75	41.50	83.00	415.00	830.00	1.85	4.18
6 to 6½ years.....	21.00	42.00	84.00	420.00	840.00	1.90	4.41
6½ to 7 years.....	21.50	43.00	86.00	430.00	860.00	2.12	4.36
7 to 7½ years.....	22.00	44.00	88.00	440.00	880.00	2.30	4.31
7½ to 8 years.....	22.50	45.00	90.00	450.00	900.00	2.45	4.26
8 to 8½ years.....	23.00	46.00	92.00	460.00	920.00	2.57	4.21
8½ to 9 years.....	23.50	47.00	94.00	470.00	940.00	2.67	4.17
9 to 9½ years.....	24.00	48.00	96.00	480.00	960.00	2.76	4.12
9½ to 10 years.....	24.50	49.00	98.00	490.00	980.00	2.84	4.08
Maturity value (10 years from issue date).....	\$25.00	\$50.00	\$100.00	\$500.00	\$1,000.00	2.90	-----
Period after maturity date	Extended maturity period					(b) to ex- tended maturity	
First ½ year.....	\$25.00	\$50.00	\$100.00	\$500.00	\$1,000.00	2.90	2.90
½ to 1 year.....	25.31	50.62	101.25	506.25	1,012.50	2.88	2.92
1 to 1½ years.....	25.62	51.25	102.50	512.50	1,025.00	2.86	2.94
1½ to 2 years.....	25.94	51.87	103.75	518.75	1,037.50	2.84	2.97
2 to 2½ years.....	26.25	52.50	105.00	525.00	1,050.00	2.82	3.01
2½ to 3 years.....	26.56	53.12	106.25	531.25	1,062.50	2.81	3.05
3 to 3½ years.....	26.87	53.75	107.50	537.50	1,075.00	2.79	3.10
3½ to 4 years.....	27.19	54.37	108.75	543.75	1,087.50	2.77	3.16
4 to 4½ years.....	27.50	55.00	110.00	550.00	1,100.00	2.75	3.23
4½ to 5 years.....	27.81	55.62	111.25	556.25	1,112.50	2.74	3.32
5 to 5½ years.....	28.12	56.25	112.50	562.50	1,125.00	2.72	3.43
5½ to 6 years.....	28.44	56.87	113.75	568.75	1,137.50	2.71	3.56
6 to 6½ years.....	28.75	57.50	115.00	575.00	1,150.00	2.69	3.73
6½ to 7 years.....	29.06	58.12	116.25	581.25	1,162.50	2.67	3.96
7 to 7½ years.....	29.37	58.75	117.50	587.50	1,175.00	2.66	4.26
7½ to 8 years.....	30.00	60.00	120.00	600.00	1,200.00	2.70	4.26
8 to 8½ years.....	30.67	61.33	122.67	613.33	1,226.67	2.75	4.21
8½ to 9 years.....	31.33	62.67	125.33	626.67	1,253.33	2.79	4.17
9 to 9½ years.....	32.00	64.00	128.00	640.00	1,280.00	2.83	4.12
9½ to 10 years.....	32.67	65.33	130.67	653.33	1,306.67	2.87	4.08
Extended maturity value (10 years from original maturity date) ³	\$33.33	\$66.67	\$133.33	\$666.67	\$1,333.33	2.90	-----

¹ Calculated on basis of \$1,000 bond (face value).

² Approximate investment yield for entire period from issuance to maturity.

³ 20 years from issue date.

TABLE C.—UNITED STATES SAVINGS BONDS—SERIES E
TABLE OF REDEMPTION VALUES AND INVESTMENT YIELDS
FOR BONDS BEARING ISSUE DATES FROM MAY 1, 1942, THROUGH APRIL 1, 1952

Table showing: (1) How bonds of Series E bearing issue dates from May 1, 1942, through April 1, 1952, by denominations, increase in redemption value during successive half-year periods following issue or date of original maturity; (2) the approximate investment yield on the purchase price from issue date to the beginning of each half-year period; and (3) the approximate investment yield on the current redemption value from the beginning of each half-year period (a) to maturity or (b) to extended maturity. Yields are expressed in terms of rate percent per annum, compounded semiannually.

Maturity value..... Issue price.....	\$10.00 7.50	\$25.00 18.75	\$50.00 37.50	\$100.00 75.00	\$200.00 150.00	\$500.00 375.00	\$1,000.00 750.00	APPROXIMATE INVESTMENT YIELD ¹	
Period after issue date	(1) Redemption values during each half-year period (Values increase on first day of period shown)							(2) On pur- chase price from issue date to beginning of each half-year period	(3) On cur- rent re- demption value from beginning of each half-year period (a) to ma- turity
								Percent	Percent
First ½ year.....	\$7.50	\$18.75	\$37.50	\$75.00	\$150.00	\$375.00	\$750.00	0.00	2.90
½ to 1 year.....	7.50	18.75	37.50	75.00	150.00	375.00	750.00	.00	3.05
1 to 1½ years.....	7.55	18.87	37.75	75.50	151.00	377.50	755.00	.67	3.15
1½ to 2 years.....	7.60	19.00	38.00	76.00	152.00	380.00	760.00	.83	3.25
2 to 2½ years.....	7.65	19.12	38.25	76.50	153.00	382.50	765.00	.99	3.38
2½ to 3 years.....	7.70	19.25	38.50	77.00	154.00	385.00	770.00	1.06	3.52
3 to 3½ years.....	7.80	19.50	39.00	78.00	156.00	390.00	780.00	1.31	3.58
3½ to 4 years.....	7.90	19.75	39.50	79.00	158.00	395.00	790.00	1.49	3.66
4 to 4½ years.....	8.00	20.00	40.00	80.00	160.00	400.00	800.00	1.62	3.75
4½ to 5 years.....	8.10	20.25	40.50	81.00	162.00	405.00	810.00	1.72	3.87
5 to 5½ years.....	8.20	20.50	41.00	82.00	164.00	410.00	820.00	1.79	4.01
5½ to 6 years.....	8.30	20.75	41.50	83.00	166.00	415.00	830.00	1.85	4.18
6 to 6½ years.....	8.40	21.00	42.00	84.00	168.00	420.00	840.00	1.90	4.41
6½ to 7 years.....	8.60	21.50	43.00	86.00	172.00	430.00	860.00	2.12	4.36
7 to 7½ years.....	8.80	22.00	44.00	88.00	176.00	440.00	880.00	2.30	4.31
7½ to 8 years.....	9.00	22.50	45.00	90.00	180.00	450.00	900.00	2.45	4.26
8 to 8½ years.....	9.20	23.00	46.00	92.00	184.00	460.00	920.00	2.57	4.21
8½ to 9 years.....	9.40	23.50	47.00	94.00	188.00	470.00	940.00	2.67	4.17
9 to 9½ years.....	9.60	24.00	48.00	96.00	192.00	480.00	960.00	2.76	4.12
9½ to 10 years.....	9.80	24.50	49.00	98.00	196.00	490.00	980.00	2.84	4.08
Maturity value (10 years from issue date).....	\$10.00	\$25.00	\$50.00	\$100.00	\$200.00	\$500.00	\$1,000.00	2.90	-----
Period after maturity date	Extended maturity period							(b) to ex- tended maturity	
First ½ year.....	\$10.00	\$25.00	\$50.00	\$100.00	\$200.00	\$500.00	\$1,000.00	2.90	3.00
½ to 1 year.....	10.15	25.37	50.75	101.50	203.00	507.50	1,015.00	2.90	3.00
1 to 1½ years.....	10.30	25.75	51.50	103.00	206.00	515.00	1,030.00	2.90	3.00
1½ to 2 years.....	10.45	26.12	52.25	104.50	209.00	522.50	1,045.00	2.91	3.01
2 to 2½ years.....	10.60	26.50	53.00	106.00	212.00	530.00	1,060.00	2.90	3.02
2½ to 3 years.....	10.76	26.90	53.80	107.60	215.20	538.00	1,076.00	2.91	3.02
3 to 3½ years.....	10.92	27.30	54.60	109.20	218.40	546.00	1,092.00	2.91	3.02
3½ to 4 years.....	11.08	27.70	55.40	110.80	221.60	554.00	1,108.00	2.91	3.03
4 to 4½ years.....	11.24	28.10	56.20	112.40	224.80	562.00	1,124.00	2.91	3.04
4½ to 5 years.....	11.40	28.50	57.00	114.00	228.00	570.00	1,140.00	2.91	3.05
5 to 5½ years.....	11.58	28.95	57.90	115.80	231.60	579.00	1,158.00	2.92	3.04
5½ to 6 years.....	11.76	29.40	58.80	117.60	235.20	588.00	1,176.00	2.92	3.04
6 to 6½ years.....	11.94	29.85	59.70	119.40	238.80	597.00	1,194.00	2.93	3.03
6½ to 7 years.....	12.12	30.30	60.60	121.20	242.40	606.00	1,212.00	2.93	3.04
7 to 7½ years.....	12.30	30.75	61.50	123.00	246.00	615.00	1,230.00	2.93	3.05
7½ to 8 years.....	12.48	31.20	62.40	124.80	249.60	624.00	1,248.00	2.93	3.07
8 to 8½ years.....	12.66	31.65	63.30	126.60	253.20	633.00	1,266.00	2.93	3.12
8½ to 9 years.....	12.86	32.15	64.30	128.60	257.20	643.00	1,286.00	2.94	3.10
9 to 9½ years.....	13.06	32.65	65.30	130.60	261.20	653.00	1,306.00	2.94	3.10
9½ to 10 years.....	13.26	33.15	66.30	132.60	265.20	663.00	1,326.00	2.94	3.14
Extended maturity value (10 years from original ma- turity date) ²	\$13.47	\$33.67	\$67.34	\$134.68	\$269.36	\$673.40	\$1,346.80	2.95	-----

¹ Calculated on basis of \$1,000 bond (face value).

² Approximate investment yield for entire period from issuance to original maturity.

³ 20 years from issue date.

Exhibit 19.—Offering of Series J and Series K United States savings bonds

(Department Circular No. 906. Public Debt)

TREASURY DEPARTMENT,
Washington, April 29, 1952.

SEC. 333.1. *Offering of bonds.*—The Secretary of the Treasury, pursuant to the authority of the Second Liberty Bond Act, as amended (31 U. S. C. 757c), offers for sale to the people of the United States, on and after May 1, 1952, United States savings bonds of Series J and Series K, which may hereinafter be referred to as bonds of Series J and Series K. Bonds of both series will be sold for cash, and in addition bonds of Series K will be issued in exchange for matured United States savings bonds of Series E (hereinafter referred to as bonds of Series E). Bonds of Series J and Series K issued during the calendar year 1952 will be designated Series J-1952 and Series K-1952, respectively, and those of either series which may be issued in subsequent calendar years will be similarly designated by the series letter, J or K, followed by the year of issue. This offering of bonds of Series J and Series K will continue until terminated by the Secretary of the Treasury.

SEC. 333.2. *Description.*—Bonds of Series J and Series K will be issued only in registered form. See section 333.6 hereof for information concerning registration. They will be issued in denominations of \$25 and \$100 for Series J only, and \$500, \$1,000, \$5,000, \$10,000, and \$100,000 (maturity values) for both Series J and Series K. Each bond will bear the facsimile signature of the Secretary of the Treasury, and will bear an imprint of the Seal of the Treasury Department. At the time of issue the issuing agent will inscribe on the face of each bond the name and address of the owner and the name of the coowner or beneficiary, if any; will enter the issue date of the bond; and will imprint the issuing agent's dating stamp (to show the date the bond is actually inscribed.) A bond of Series J or Series K shall be valid only if an authorized issuing agent receives payment therefor, duly inscribes, dates, and stamps the bond, and delivers it to the purchaser or his agent.

SEC. 333.3. *Term.*—Each bond of Series J, and each bond of Series K sold for cash, will be dated as of the first day of the month in which payment of the issue price is received by an agent authorized to issue the bonds. This date is the issue date, and the bond will mature and be payable at face value 12 years from such issue date. The issue date is the basis for determining redemption periods and the maturity date of the bond and should not be confused with the date in the issuing agent's stamp, which indicates the date the bond is actually inscribed. The issue date of a bond of Series K issued in exchange for matured bonds of Series E will be determined in accordance with rule (3) in section 333.10 (c) hereof. The bonds of either series may not be called for redemption by the Secretary of the Treasury prior to maturity, but any bond may be redeemed prior to maturity, after 6 months from the issue date, at the owner's option, at fixed redemption values.

SEC. 333.4. *Interest.*—(a) *Bonds of Series J* will be issued on a discount basis of 72 percent of their maturity value. No interest as such will be paid on the bonds, but they will increase in redemption value at the end of each half-year period from issue date until maturity, when the face amount becomes payable. The increment in value will be payable only upon redemption of the bonds. A table of redemption values appears on each bond. The purchase price of bonds of Series J has been fixed so as to afford an investment yield of approximately 2.76 percent per annum compounded semiannually if the bonds are held to maturity; if the owner exercises his option to redeem a bond prior to maturity the investment yield will be less.¹

(b) *Bonds of Series K* will be issued at par, and will bear interest at the rate of 2.76 percent per annum from issue date, payable semiannually, beginning 6 months from issue date. Interest will be paid by check drawn to the order of the registered owner or coowners. Interest will cease at maturity, or, in case of redemption before maturity, at the end of the interest period next preceding the date of redemption, except that, if the date of redemption falls on an interest payment date, interest will cease on that date. The difference between the face amount of the bond and the redemption value fixed for any period represents an adjustment (or refund) of interest. Accordingly, if an owner who is not entitled to redemption at par before maturity exercises his option to redeem a bond prior

¹ See table A appended to this circular.

to maturity, the investment yield will be less than the interest rate on the bond.² See section 333.15 (b) hereof for information concerning redemption at par before maturity.

SEC. 333.5. *Taxation.*—For the purpose of determining taxes and tax exemptions, the increment in value represented by the difference between the price paid for bonds of Series J (which are issued on a discount basis), and the redemption value received therefor (whether at or before maturity) shall be considered as interest, and that interest and interest on bonds of Series K are not exempt from income or profits taxes now or hereafter imposed under the Internal Revenue Code or laws amendatory or supplementary thereto.³ The bonds shall be subject to estate, inheritance, gift, or other excise taxes, whether Federal or State, but shall be exempt from all taxation now or hereafter imposed on the principal or interest thereof by any State, or any of the possessions of the United States, or by any local taxing authority.

SEC. 333.6. *Registration.*—(a) *Authorized forms.*—Bonds of Series J and Series K may be registered only in one of the following forms:

(1) In the names of natural persons (that is, individuals), whether adults or minors, in their own right, as follows: (i) In the name of one person; (ii) in the names of two (but not more than two) persons as coowners; and (iii) in the name of one person payable on death to one (but not more than one) other designated person.

(2) In the names of private or public organizations (including private corporations, partnerships and unincorporated associations, and States, counties, public corporations, and other public bodies) in their own right; but not in the names of commercial banks, which are defined for this purpose as those accepting demand deposits.

(3) In the names of any persons or organizations, public or private, as fiduciaries (except where the fiduciary would hold the bonds merely or principally as security for the performance of a service).

Full information regarding authorized forms of registration will be found in the regulations currently in force governing United States savings bonds.

(b) *Restrictions.*—Only residents (whether individuals or others) of the United States (which for the purposes of this section shall include the Territories, insular possessions, and the Canal Zone), citizens of the United States temporarily residing abroad, and nonresident aliens employed in the United States by the Federal Government or an agency thereof, may be named as owners, coowners, or designated beneficiaries of Series J and Series K bonds issued pursuant to this circular, or of authorized reissues thereof, except that on original issues of bonds, but not on reissues, such persons may name as coowners or beneficiaries of their bonds American citizens permanently residing abroad or nonresident aliens who are not citizens of enemy nations. American citizens permanently residing abroad and nonresident aliens who become entitled to bonds under the regulations governing United States savings bonds, by right of survivorship or otherwise, will not be entitled to reissue, but will have the right (1) to retain the bonds without change in registration, (2) to receive interest on bonds of Series K, and (3) to receive payment either at or before maturity on bonds of Series J or Series K.

SEC. 333.7. *Limitation on holdings.*—The amount of bonds of Series J or Series K, or the combined aggregate amount of bonds of both series originally issued during any one calendar year to any one person that may be held by that person at any one time, including those registered in the name of that person alone and those registered in the name of that person and another person as coowner, is \$200,000 (issue price), computed in accordance with the provisions of the regulations governing United States savings bonds. Bonds of Series K issued in exchange for matured bonds of Series E are not included in computing the owner's holdings, for the purpose of applying the limitation on holdings.

SEC. 333.8. *Nontransferability.*—Bonds of Series J and Series K will not be transferable, and will be payable only to the owner named thereon, except in case of death or disability of the owner or as otherwise specifically provided in the regulations governing savings bonds, and in any event only in accordance with said regulations. Accordingly, after they are duly issued, they may not be sold, discounted, hypothecated as collateral for a loan or the performance of a service, or

² See table B appended to this circular.

³ For further information concerning the taxable and exempt status under Federal tax laws of the interest (increment in value) on United States savings bonds issued on a discount basis (including bonds of Series J), and alternate methods of reporting such interest, see Internal Revenue Mimeograph, Coll. No. 6327, R. A. No. 1680, dated November 9, 1948.

disposed of in any manner other than as provided in the regulations governing savings bonds, and, except as provided in said regulations, the Treasury Department will recognize only the inscribed owner, during his lifetime, and thereafter his estate or heirs.

SEC. 333.9. *Purchase of bonds for cash.*—(a) *Agencies.*—Bonds of Series J and Series K may be purchased only at Federal Reserve Banks and branches, and at the Treasury Department, Washington 25, D. C. Customers of commercial banks and trust companies may be able to arrange for the purchase of such bonds through such institutions, but only the Federal Reserve Banks and branches and the Treasury Department are authorized to act as official agencies, and the date of receipt of application and payment at an official agency will govern the dating of the bonds issued.

(b) *Issue prices.*—The following table shows the issue prices of the various denominations of bonds of Series J and Series K:

Denomination (maturity value)	Issue or purchase price	
	Series J	Series K
\$25	\$18	-----
\$100	\$72	-----
\$500	\$360	\$500
\$1,000	\$720	\$1,000
\$5,000	\$3,600	\$5,000
\$10,000	\$7,200	\$10,000
\$100,000	\$72,000	\$100,000

(c) *Application.*—In applying for bonds under this circular, care should be taken to specify whether those of Series J or Series K are desired, and there must be furnished: (1) instructions for registration of the bonds to be issued, which must be in one of the authorized forms (see sec. 333.6 (a)); (2) the post office address of the owner; (3) the address for delivery of the bonds; and (4) in the case of bonds of Series K the address for mailing interest checks. The application should be forwarded to a Federal Reserve Bank or branch, or to the Treasurer of the United States, Washington 25, D. C., accompanied by a remittance to cover the purchase price as shown in subsection (b) hereof. Any form of exchange, including personal checks, will be accepted, subject to collection. Checks or other forms of exchange should be drawn to the order of the Federal Reserve Bank or the Treasurer of the United States, as the case may be. Checks payable by endorsement are not acceptable. Any depository qualified pursuant to the provisions of Treasury Department Circular No. 92 Revised (31 CFR Part 203) will be permitted to make payment by credit for bonds applied for on behalf of its customers up to any amount for which it shall be qualified in excess of existing deposits, when so notified by the Federal Reserve Bank of its district.

(d) *Postal savings.*—Subject to regulations prescribed by the Board of Trustees of the Postal Savings System, the withdrawal of postal savings deposits will be permitted for the purpose of purchasing bonds of Series J or Series K.

SEC. 333.10. *Issue of bonds of Series K in exchange for matured bonds of Series E.*—(a) *Exchange option.*—Owners of United States savings bonds of Series E which have matured or will mature on or after May 1, 1952, who prefer to have an investment paying current income rather than to exercise their right to cash them in accordance with their terms, or, as provided in Treasury Department Circular No. 653, Third Revision, to retain them for a further period, up to ten years, during which they would continue to earn interest, have the option of exchanging such bonds for bonds of Series K bearing special privileges as set forth in subsection (b) hereof. The exchange will be governed by the rules set forth in subsection (c) hereof.

(b) *Special privileges.*—The Series K bonds issued upon exchange will be redeemable at par, at the owner's option, AT ANY TIME after 6 months from the issue date upon one calendar month's notice, as provided in section 333.15 hereof and will be specially stamped. Such bonds will not be included in computing the owner's holdings for the purpose of applying the limitation on holdings. See section 333.7 hereof. In all other respects the Series K bonds issued upon exchange will have the same terms and conditions, including restrictions on registration, as those sold for cash.

(c) *Rules governing exchanges.*—The following rules will govern the exchange of matured bonds of Series E for bonds of Series K:

(1) The Series K bonds issued upon exchange will be registered in the names of the owners of the matured Series E bonds, in any authorized form of registration; the term "owners" includes registered owners, coowners, surviving beneficiaries, next of kin and legatees of deceased owners who were not survived by a coowner or beneficiary, and persons who have acquired bonds pursuant to judicial proceedings against the owners, except that judgment creditors, trustees in bankruptcy, and receivers of insolvents' estates will have the right only to payment in accordance with the regulations governing United States savings bonds.

(2) Series K bonds will be issued upon exchange only in authorized denominations (\$500, \$1,000, \$5,000, \$10,000, and \$100,000).

(3) The bonds of Series E must be presented to a Federal Reserve Bank or branch or to the Treasury Department, Washington 25, D. C., for exchange not later than two calendar months after the month of maturity and the bonds of Series K issued upon exchange will be dated as of the first day of the month in which the Series E bonds mature, except that if an owner desires to accumulate a number of Series E bonds for exchange for bonds of Series K in any authorized denomination he may accumulate such bonds during any twelve consecutive calendar months and present them for exchange not later than two calendar months after the month of maturity of the last bond in the group to be exchanged, and the Series K bonds issued upon such exchange will be dated on a weighted average dating basis which will afford an adequate interest adjustment for the period during which the owner has accumulated the bonds of Series E for the exchange, provided that in any event the bonds of Series K will not be dated earlier than May 1, 1952.

(4) No cash adjustment will be permitted in connection with the issue of bonds of Series K in exchange for bonds of Series E; the bonds of Series K to be issued upon exchange must be paid for in full with bonds of Series E in accordance with the foregoing rules.

SEC. 333.11. *Delivery of bonds.*—Authorized issuing agencies will deliver bonds of Series J and Series K either in person, or by mail at the risk and expense of the United States, at the address given by the purchaser, but only within the United States, its Territories and insular possessions, and the Canal Zone.⁴ No mail deliveries elsewhere will be made. If purchased by citizens of the United States temporarily residing abroad, the bonds will be delivered at an address in the United States, or held in safekeeping, as the purchaser may direct.

SEC. 333.12. *Interim receipts.*—Until such time as definitive bonds of Series J and Series K are ready for issue, purchasers of these bonds will receive interim receipts, which may be exchanged for definitive bonds when available. No increment will accrue, and no interest will be payable, on interim receipts as such, but the bonds issued in exchange for interim receipts will have the same issue dates as the corresponding interim receipts, and increment or interest will accrue on the bonds from such issue dates. In order to avoid delay in the receipt of the first interest payment on bonds of Series K, interim receipts for such bonds should be submitted to the issuing agency for exchange as soon as possible after the bonds become available.

SEC. 333.13. *Safekeeping.*—Bonds of Series J and Series K will be held in safekeeping without charge by the Secretary of the Treasury if the holder so desires, and in such connection the facilities of the Federal Reserve Banks,⁵ as fiscal agents of the United States, and those of the Treasurer of the United States, will be utilized. Arrangements may be made for such safekeeping at the time of purchase or subsequently.

SEC. 333.14. *Lost, stolen, or destroyed bonds.*—If a bond of Series J or Series K is lost, stolen, or destroyed, a substitute may be issued or payment may be obtained upon identification of the bond and proof of its loss, theft, or destruction. The owner should keep a description of his bonds by series, denomination, serial number and name of coowner or beneficiary, if any, apart from the bonds, and in case of loss, theft, or destruction should immediately notify the Bureau of the Public

⁴ During any war emergency the Treasury may suspend deliveries to be made at its risk and expense from or to the continental United States and its Territories, insular possessions, and the Canal Zone, or between any of such places.

⁵ Safekeeping facilities may be offered at some branches of Federal Reserve Banks, and in such connection an inquiry may be addressed to the branch.

Debt, Division of Loans and Currency, 536 South Clark Street, Chicago 5, Illinois, briefly stating the facts and describing the bonds. Full instructions for obtaining substitute bonds or payment will then be given.

Sec. 333.15. *Payment or redemption.*—(a) *General.*—A bond of Series J or Series K will be paid at par at maturity, following the execution of the request for payment and presentation to a Federal Reserve Bank or branch, or to the Treasury Department, Washington 25, D. C. The request for payment must be executed and certified in accordance with the provisions of the applicable regulations. A bond of Series J or Series K will be redeemed, in whole or in part (in the amount of an authorized denomination or multiple thereof), at the option of the owner, at the appropriate redemption value, at any time after 6 months from the issue date, but only on the first day of a calendar month and upon one calendar month's notice in writing of desire to redeem by the owner. The presentation of the bond bearing a duly executed request for payment will be accepted as notice. Formal notice, to be effective, must be received by a Federal Reserve Bank or branch, or the Treasury Department, and the bond must be presented to the same agency not less than 20 days before the redemption date fixed by the notice.

(b) *Redemption of Series K bonds at par before maturity.*—Bonds of Series K may be redeemed at par, in whole or in part, (1) upon the death of the owner, or a coowner, if a natural person, or (2) as to bonds held by a trustee or other fiduciary, upon the death of any person which results in termination of the trust. If the trust is terminated only in part, redemption at par will be made only to the extent of the pro rata portion of the trust so terminated, to the next lower multiple of \$500. In any case request for redemption at par must be received by the Bureau of the Public Debt, Division of Loans and Currency, 536 South Clark Street, Chicago 5, Illinois, or by a Federal Reserve Bank or branch in accordance with the regulations governing savings bonds. In addition bonds of Series K issued in exchange for matured bonds of Series E under the provisions of section 333.10 hereof may be redeemed at par at the owner's option AT ANY TIME after 6 months from the issue date, on one calendar month's notice.

(c) *Disability or death.*—In case of the disability of the registered owner, or the death of the registered owner not survived by a coowner or a designated beneficiary, instructions should be obtained from a Federal Reserve Bank or branch, or the Bureau of the Public Debt, Division of Loans and Currency, 536 South Clark Street, Chicago 5, Illinois, before the request for payment is executed.

Sec. 333.16. *General provisions.*—(a) *Regulations.*—All bonds of Series J and Series K issued pursuant to this circular shall be subject to the regulations prescribed from time to time by the Secretary of the Treasury to govern United States savings bonds. The present regulations are set forth in Treasury Department Circular No. 530, copies of which may be obtained on application to the Treasury Department or to any Federal Reserve Bank or branch.

(b) *Reservation as to issue of bonds.*—The Secretary of the Treasury reserves the right to reject any application for bonds of either Series J or Series K, in whole or in part, and to refuse to issue or permit to be issued hereunder any such bonds in any case or any class or classes of cases if he deems such action to be in the public interest, and his action in any such respect shall be final.

(c) *Fiscal agents.*—Federal Reserve Banks and branches, as fiscal agents of the United States, are authorized to perform such services as may be requested of them by the Secretary of the Treasury in connection with the issue, delivery, safekeeping, redemption, and payment of savings bonds of Series J and Series K and they may issue interim receipts pending delivery of the definitive bonds.

(d) *Reservation as to terms of circular.*—The Secretary of the Treasury may at any time or from time to time supplement or amend the terms of this circular, or of any amendments or supplements thereto.

(e) *Bonds of Series F and Series G.*—The sale of United States savings bonds of Series F and Series G for cash, pursuant to Treasury Department Circular No. 654, Third Revision, dated September 12, 1950, is hereby terminated, effective at the close of business April 30, 1952.

JOHN W. SNYDER,
Secretary of the Treasury.

TABLE A.—UNITED STATES SAVINGS BONDS—SERIES J

TABLE OF REDEMPTION VALUES AND INVESTMENT YIELDS

Table showing: (1) How United States savings bonds of Series J, by denominations, increase in redemption value during successive half-year periods following issue; (2) the approximate investment yield on the purchase price from issue date to the beginning of each half-year period; and (3) the approximate investment yield on the current redemption value from the beginning of each half-year period to maturity. Yields are expressed in terms of rate percent per annum, compounded semiannually.

Maturity value..... Issue price.....	\$25.00 18.00	\$100.00 72.00	\$500.00 360.00	\$1,000 720	\$5,000 3,600	\$10,000 7,200	\$100,000 72,000	Approximate investment yield ¹	
Period after issue date	(1) Redemption values during each half-year period (Values increase on first day of period shown)							(2) On purchase price from issue date to beginning of each half-year period	(3) On current redemption value from beginning of each half-year period to maturity
								Percent	Percent
First ½ year.....	Not redeemable								2.76
½ to 1 year.....	\$18.10	\$72.40	\$362.00	\$724	\$3,620	\$7,240	\$72,400	1.11	2.83
1 to 1½ years.....	18.22	72.90	364.50	729	3,645	7,290	72,900	1.25	2.89
1½ to 2 years.....	18.37	73.50	367.50	735	3,675	7,350	73,500	1.38	2.95
2 to 2½ years.....	18.55	74.20	371.00	742	3,710	7,420	74,200	1.51	3.01
2½ to 3 years.....	18.75	75.00	375.00	750	3,750	7,500	75,000	1.64	3.05
3 to 3½ years.....	18.97	75.90	379.50	759	3,795	7,590	75,900	1.77	3.09
3½ to 4 years.....	19.20	76.80	384.00	768	3,840	7,680	76,800	1.85	3.13
4 to 4½ years.....	19.45	77.80	389.00	778	3,890	7,780	77,800	1.95	3.16
4½ to 5 years.....	19.72	78.90	394.50	789	3,945	7,890	78,900	2.04	3.18
5 to 5½ years.....	20.00	80.00	400.00	800	4,000	8,000	80,000	2.12	3.21
5½ to 6 years.....	20.30	81.20	406.00	812	4,060	8,120	81,200	2.20	3.23
6 to 6½ years.....	20.60	82.40	412.00	824	4,120	8,240	82,400	2.26	3.25
6½ to 7 years.....	20.92	83.70	418.50	837	4,185	8,370	83,700	2.33	3.26
7 to 7½ years.....	21.25	85.00	425.00	850	4,250	8,500	85,000	2.39	3.28
7½ to 8 years.....	21.60	86.40	432.00	864	4,320	8,640	86,400	2.45	3.28
8 to 8½ years.....	21.95	87.80	439.00	878	4,390	8,780	87,800	2.50	3.28
8½ to 9 years.....	22.30	89.20	446.00	892	4,460	8,920	89,200	2.54	3.29
9 to 9½ years.....	22.65	90.60	453.00	906	4,530	9,060	90,600	2.57	3.32
9½ to 10 years.....	23.02	92.10	460.50	921	4,605	9,210	92,100	2.61	3.32
10 to 10½ years.....	23.40	93.60	468.00	936	4,680	9,360	93,600	2.64	3.33
10½ to 11 years.....	23.80	95.20	476.00	952	4,760	9,520	95,200	2.68	3.31
11 to 11½ years.....	24.20	96.80	484.00	968	4,840	9,680	96,800	2.71	3.28
11½ to 12 years.....	24.60	98.40	492.00	984	4,920	9,840	98,400	2.73	3.25
Maturity value (12 years from issue date).....	\$25.00	\$100.00	\$500.00	\$1,000	\$5,000	\$10,000	\$100,000	2.76	-----

¹ Calculated on basis of \$1,000 bond (face value).

² Approximate investment yield for entire period from issuance to maturity.

TABLE B—UNITED STATES SAVINGS BONDS—SERIES K

TABLE OF REDEMPTION VALUES AND INVESTMENT YIELDS

Table showing: (1) How United States savings bonds of Series K (paying a current return at the rate of 2.76 percent per annum on the purchase price, payable semi-annually) change in redemption value, by denominations, during successive half-year periods following issue; (2) the approximate investment yield on the purchase price from issue date to the beginning of each half-year period; and (3) the approximate investment yield on the current redemption value from the beginning of each half-year period to maturity. Yields are expressed in terms of rate percent per annum, compounded semiannually, and take into account the current return.

Maturity value..... Issue price.....	\$500.00 500.00	\$1,000 1,000	\$5,000 5,000	\$10,000 10,000	\$100,000 100,000	Approximate investment yield ¹	
Period after issue date	(1) Redemption values during each half-year period (Values change on first day of period shown)					(2) On purchase price from issue date to beginning of each half-year period	(3) On current redemption value from beginning of each half-year period to maturity
First ½ year.....	Not redeemable					Percent	Percent ²
½ to 1 year.....	\$496.00	\$992	\$4,960	\$9,920	\$99,200	1.16	2.76
1 to 1½ years.....	492.50	985	4,925	9,850	98,500	1.26	2.84
1½ to 2 years.....	489.50	979	4,895	9,790	97,900	1.37	2.92
2 to 2½ years.....	487.50	975	4,875	9,750	97,500	1.52	3.05
2½ to 3 years.....	485.50	971	4,855	9,710	97,100	1.62	3.12
3 to 3½ years.....	484.50	969	4,845	9,690	96,900	1.75	3.16
3½ to 4 years.....	483.50	967	4,835	9,670	96,700	1.84	3.21
4 to 4½ years.....	483.00	966	4,830	9,660	96,600	1.94	3.25
4½ to 5 years.....	483.00	966	4,830	9,660	96,600	2.03	3.27
5 to 5½ years.....	483.50	967	4,835	9,670	96,700	2.13	3.29
5½ to 6 years.....	484.00	968	4,840	9,680	96,800	2.21	3.31
6 to 6½ years.....	484.50	969	4,845	9,690	96,900	2.27	3.33
6½ to 7 years.....	485.00	970	4,850	9,700	97,000	2.33	3.36
7 to 7½ years.....	486.00	972	4,860	9,720	97,200	2.39	3.37
7½ to 8 years.....	487.00	974	4,870	9,740	97,400	2.44	3.39
8 to 8½ years.....	488.00	976	4,880	9,760	97,600	2.49	3.41
8½ to 9 years.....	489.00	978	4,890	9,780	97,800	2.53	3.43
9 to 9½ years.....	490.50	981	4,905	9,810	98,100	2.57	3.43
9½ to 10 years.....	492.00	984	4,920	9,840	98,400	2.61	3.43
10 to 10½ years.....	493.50	987	4,935	9,870	98,700	2.65	3.44
10½ to 11 years.....	495.00	990	4,950	9,900	99,000	2.68	3.45
11 to 11½ years.....	496.50	993	4,965	9,930	99,300	2.70	3.48
11½ to 12 years.....	498.00	996	4,980	9,960	99,600	2.73	3.57
Maturity value (12 years from issue date).....	\$500.00	\$1,000	\$5,000	\$10,000	\$100,000	2.76	-----

¹ Calculated on basis of \$1,000 bond (face value).

² Approximate investment yield for entire period from issuance to maturity.

Exhibit 20.—Seventh revision, May 21, 1952, of Department Circular No. 530, regulations governing United States savings bonds

TREASURY DEPARTMENT,
Washington, May 21, 1952.

To Owners of United States Savings Bonds and Others Concerned:

Pursuant to Section 22 of the Second Liberty Bond Act, as amended (49 Stat. 21, as amended; 31 U. S. C. 757c), Department Circular No. 530, Sixth Revision, dated February 13, 1945 (31 CFR 315), as amended, is hereby further amended and issued as a Seventh Revision to read as follows:

SUBPART A—APPLICABILITY

SEC. 315.1. *Applicability of regulations.*—These regulations, published for the information and guidance of all concerned, apply generally to all United States savings bonds of all series of whatever designation and bearing any issue dates whatever, except as otherwise specifically provided herein. They become effective with respect to bonds of Series H on June 1, 1952.

SUBPART B—REGISTRATION

SEC. 315.2. *General.*—United States savings bonds are issued only in registered form. The name and post office (mailing) address of the owner, as well as the name of the coowner or designated beneficiary, if any, and the date as of which the bond is issued will be inscribed thereon at the time of issue by an authorized issuing agent. The form of registration used must express the actual ownership of and interest in the bond and, except as otherwise specifically provided in these regulations, will be considered as conclusive of such ownership and interest. The Treasury Department will recognize no notices of adverse claims to savings bonds and will enter no stoppages or caveats against payment in accordance with the registration of the bonds. No designation of an attorney, agent, or other representative to request or receive payment on behalf of the owner, nor any restriction on the right of such owner to receive payment of the bond, other than as provided in these regulations, may be made in the registration or otherwise.

SEC. 315.3. *Restrictions.*—Only residents (whether individuals or others) of the United States (which for the purposes of this section shall include the Territories, insular possessions, and the Canal Zone), citizens of the United States temporarily residing abroad, and nonresident aliens employed in the United States by the Federal Government or an agency thereof may be named as owners, coowners, or designated beneficiaries of savings bonds, whether on original issue or authorized reissue, except that such persons may name as coowners or beneficiaries of their bonds citizens of the United States permanently residing abroad or nonresident aliens who are not citizens of enemy nations. Citizens of the United States permanently residing abroad and nonresident aliens who become entitled to bonds under these regulations, by right of survivorship or otherwise, will not have the right to reissue but will have the right (1) to retain the bonds without change of registration, (2) to receive interest on current income bonds, and (3) to redeem any bonds in accordance with their terms.¹

SEC. 315.4. *Authorized forms of registration, Series E and H, and general provisions relating to their use.*—

(a) ***Forms of registration.***—Except as provided in (4) hereof, bonds of Series E and H may be registered only in the names of individuals (natural persons), whether adults or minors, in their own right in one of the following forms:

(1) ***One person.***—In the name of one person, for example:

“John A. Jones.”

(2) ***Two persons—Coownership form.***—In the names of two (but not more than two) persons in the alternative as coowners, for example:

“John A. Jones OR Mrs. Ella S. Jones.”

No other form of registration establishing coownership is authorized.

¹ Under the terms of Executive Order No. 8389, as amended, and the regulations issued thereunder, bonds may not be issued or paid to nationals (as defined in said order) of blocked countries or to nationals of enemy countries, whether or not residing in the United States, unless such nationals are generally or specially licensed under the terms of the order.

(3) *Two persons—Beneficiary form.*—In the name of one (but not more than one) person, payable on death to one (but not more than one) other person, for example:

"John A. Jones, payable on death to Miss Mary E. Jones."

"Payable on death to" may be abbreviated as "p. o. d." The first person named is hereinafter referred to as the owner or registered owner, and the second person named as the beneficiary or designated beneficiary.

(4) *Treasurer of the United States as coowner or beneficiary.*—In the name of the owner with the Treasurer of the United States as coowner or as beneficiary. A bond so registered may not be reissued to eliminate or change the coowner or the beneficiary, and upon the death of the owner will become the property of the United States.

(b) *General provisions relating to forms of registration.*—

(1) *Names and titles.*—The full name of the owner and that of the coowner or beneficiary, if any, should be used and should be the name by which the person is ordinarily known or that under which he does business; if there are two given names the initial of one may be used, and if a person is habitually known or does business by initials only of his given names, registration may be in such form. In the case of women, the name should be preceded by "Miss," or "Mrs." and a married woman's own given name should be used, not that of her husband, for example, "Mrs. Mary A. Jones," not "Mrs. Frank B. Jones." The name may be preceded by any applicable title such as "Dr.," "Rev.," etc. The use of suffixes such as "Sr." and "Jr." is desirable whenever applicable. Suffixes such as "M. D." and "D. D." may also be used.

(2) *Minors.*—A minor, whether or not under legal guardianship, may be named as owner, coowner, or beneficiary on bonds purchased by another person with such person's own funds. A minor may name a coowner or beneficiary on bonds purchased by him from his wages, earnings, or other money in his possession. But bonds purchased by another person with funds already belonging to a minor should be registered in the name of the minor alone, followed by an appropriate reference if the minor is under legal guardianship, as, for example, "John Smith, a minor under legal guardianship", or "John Smith, a minor under legal guardianship of Henry C. Smith."

(3) *Incompetents.*—Bonds should not be registered in the name of an incompetent, who is defined for this purpose as a person under disability for reasons other than minority, unless a legal representative of his estate has been appointed. If a representative has been appointed the bonds should be registered in the name of the incompetent followed by the addition of appropriate words, for example, "Frank Jones, an incompetent under legal guardianship (or conservatorship)" or "Frank Jones, an incompetent under legal guardianship (or conservatorship) of Henry Smith."

(4) *Terms.*—The terms "guardian", "legal guardian", or "legal representative", as used in this subpart, refer to a guardian or representative of the estate appointed by a court or otherwise legally qualified and to a custodian duly designated by the Veterans Administration. These terms do not refer to a voluntary or natural guardian such as a parent, including a parent to whom custody of a child has been awarded through divorce proceedings or a parent by adoption through court proceedings.

SEC. 315.5. *Authorized forms of registration, Series F, G, J, and K.*—Bonds of Series F, G, J, and K may be registered in the same forms and subject to the same conditions as set forth in section 315.4, and in the names of fiduciaries, corporations, associations, and partnerships, as owners (not as coowners or beneficiaries), except as follows: (1) they may not be registered in the name of a trustee under a statute, regulation, agreement, or other instrument where the funds used represent merely security for the performance of a duty or obligation, and (2) they may not be registered in the name of a commercial bank, except as a fiduciary, unless the bonds have been or should be specifically offered for sale to such banks for their own account; a commercial bank is defined for this purpose as one accepting demand deposits.² The following forms are authorized for such registration:

(a) *Executors, administrators, guardians, etc.*—In the name of one or more exec-

² There have been occasional special offerings of bonds of Series F and G which, for limited periods, commercial banks (having savings deposits or issuing certain time certificates of deposit) were eligible to purchase for their own account. Examples of such special offerings are set forth in Treasury Department Circulars Nos. 729, 730, 740, 741, 755, 756, and in the Seventh Amendment to Department Circular No. 530, Sixth Revision. There is no present authorization for commercial banks to purchase savings bonds for their own account.

utors, administrators, guardians, conservators, or other representatives of a single estate appointed by a court of competent jurisdiction or otherwise legally qualified, all of whose names must be included in the registration, followed by adequate identifying reference to the estate, for example:

"John Smith, executor of the will (or administrator of the estate) of Henry J. Smith, deceased," or "William C. Jones, guardian (or conservator, etc.) of the estate of James D. Brown, a minor (or an incompetent)."

Bonds belonging to a trust which an executor is authorized to administer under the terms of the will, although he is not named as trustee, may be registered in accordance with the following example:

"John Smith, executor of the will of Henry J. Smith, deceased, in trust for Mrs. Jane Smith, with remainder over."

If a guardian or other legal representative holds a common fund for the account of two or more estates or wards, bonds should be registered in the name of the representative for each such estate or ward separately, even though the representative was appointed in a single proceeding. A father or mother, as such, or as natural guardian, is not considered a fiduciary for purposes of registration.

(b) *Trustees*.—In the name and title of the trustee, or trustees, of a single duly constituted trust estate (which will be considered as an entity) substantially in accordance with the forms set forth in subparagraphs (1) to (5) including, unless otherwise indicated therein, an adequate identifying reference to the trust instrument or other authority creating the trust. In each instance the trustee, or all the trustees if there are more than one, should be designated by name and title except as provided in subparagraphs (3) to (5) and as follows: If the trustees are too numerous to be designated in the inscription by names and title, registration may be in the form, for example, "John Smith, Henry Jones, et al., trustees under the will of William C. Brown, deceased", or "Trustees under the will of William C. Brown, deceased;" if the instrument creating the trust authorizes the trustees to act as a board, registration may be by title only, as, for example, "Trustees of the Lotus Club, Washington, Indiana, under Article X of its constitution." The following forms of registration are authorized under this subsection:

(1) *Trustee under will, deed of trust, or similar instrument*.—In the name of the trustee or trustees under a will, deed of trust, agreement, or similar instrument, for example:

"John C. Brown and the First National Bank, trustees under the will of Henry C. Brown, deceased," or "The Second National Bank, trustee under an agreement with George E. White, dated February 1, 1935."

(2) *Trustees of pension, retirement, or similar fund*.—In the names and title, or title alone, of trustees of a pension or retirement fund or of an investment, insurance, annuity, or similar fund or trust, but in all such cases the fund will be regarded as an entity regardless of the number of beneficiaries or the manner in which their respective interests are established or determined. Segregation of individual shares as a matter of bookkeeping or as a result of individual agreements with beneficiaries or the express designation of individual shares as separate trusts will not operate to constitute separate trusts under these regulations. Such trusts will not be deemed to terminate, in whole or in part, upon the death of any person, for the purpose of redemption at par under the provisions of section 315.23 (c).

(3) *Trustees or board of trustees of lodge, church, society, or similar organization*.—In the title of the trustees or the board of trustees who hold in trust the legal title to the property of a lodge, church, society, or similar organization, followed preferably by reference to the appropriate provisions of its constitution or bylaws, for example:

"Trustees of Jamestown Lodge No. 1000, Benevolent and Protective Order of Elks, under Section 10 of its bylaws;" "Trustees of the First Baptist Church, Akron, Ohio, acting as a board under Section 15 of its bylaws;" or "Board of Trustees of the Lotus Club, Washington, Indiana, under Article X of its constitution."

(4) *Public officers, corporations or bodies as trustees*.—In the titles of public officers or the names of public corporations or public bodies acting as trustees under express authority of law, for example:

"Sinking Fund Commission, trustee of State Highway Certificates of Indebtedness Sinking Fund, under Section 5972, Code of South Carolina;" or "Warden, Illinois State Penitentiary, Joliet Branch, Trustee of Inmates' Amusement Fund, under Chapter 23, Sections 34a and 34b, Illinois Revised Statutes, 1941."

(5) *School officers as trustees for benefit of student body, etc*.—In the title of a

principal or other officer of a public, private, or parochial school, as trustee for the benefit of the student body, or a class, group or activity thereof, for example:

"Principal, Western High School, in trust for Class of 1945 Library Fund."

A written agreement of trust will not be required if the amount to be purchased does not exceed \$250 (maturity value).

(c) *Private organizations (corporations, associations, partnerships, etc.).*—In the name of any private organization (for commercial banks see section 315.5), using in each case the full legal name of the organization without mention of any officer or member by name or title, but making reference, if desired, to a particular book account or fund (not a trust), as follows:

(1) *A corporation.*—A business, fraternal, religious or other private corporation, followed, preferably, by the words "a corporation" (unless the fact of incorporation is shown in the name), for example:

"Smith Manufacturing Company, a corporation;" or "Jones and Brown, Inc."

(2) *An unincorporated association.*—An unincorporated lodge, society, or similar self-governing association, followed, preferably, by the words "an unincorporated association," for example, "The Lotus Club, an unincorporated association." The term "an unincorporated association," should not be used to describe a trust fund, a partnership, or a business conducted under a trade name.

(3) *A partnership.*—A partnership, considered as an entity, followed by the words "a partnership," for example:

"Smith and Brown, a partnership," or "Acme Novelty Company, a partnership."

(4) *Other organizations.*—A church, hospital, home, school, or similar institution, regardless of the manner in which it is organized or governed or title to its property is held, for example:

"Shriners' Hospital for Crippled Children, St. Louis, Missouri," "St. Mary's Roman Catholic Church, Albany, New York," or "Rodeph Shalom Sunday School, Philadelphia, Pennsylvania."

(d) *States and public corporations.*—In the full legal name or title of the owner or custodian of public funds, other than trust funds, as follows:

(1) Any sovereignty, as a State, or any public corporation, as a county, city, town or school district, for example:

"State of Maine," or "Town of Rye, New York."

(2) Any board, commission, or other public body duly constituted by law, for example:

"Maryland State Highway Commission."

(3) Any public officer designated by title only, for example:

"Treasurer, City of Chicago."

The registration may include reference, if desired, to a particular book account or fund (not a trust).

SEC. 315.6. *Unauthorized registration.*—Savings bonds inscribed in a form not substantially in agreement with those authorized by this subpart will not be considered as validly issued and will be accepted only for a refund of the purchase price, except in those cases in which reissue can be made under the provisions of these regulations.

SEC. 315.7. *Forms of registration on reissue.*—Bonds reissued under the provisions of these regulations may be issued in any form of registration permitted by the regulations in effect on the date of original issue, with respect to bonds of that series.

SUBPART C—LIMITATION ON HOLDINGS

SEC. 315.8. *Amount which may be held.*—The amounts of savings bonds of Series E, F, G, H, J, and K issued during any one calendar year that may be held by any one person at any one time are limited as follows:

(a) *Series E.*—\$5,000 (maturity value) for each calendar year up to and including the calendar year 1947, \$10,000 (maturity value) for the calendar years 1948 to 1951, inclusive, and \$20,000 for the calendar year 1952 and each calendar year thereafter.

(b) *Series F and G.*—\$50,000 (issue price) for the calendar year 1941, and \$100,000 (issue price) for each calendar year thereafter, of either series or of the combined aggregate of both, except that institutional investors of certain designated classes which were specifically authorized in official circulars to purchase Series F and Series G bonds in excess of \$100,000 (issue price), may hold the

bonds purchased pursuant to such authorizations in addition to the amounts which they are otherwise authorized to hold.³

(c) *Series H.*—\$20,000 (maturity value) for each calendar year.

(d) *Series J and K.*—\$200,000 (issue price) for each calendar year, of either series or of the combined aggregate of both.

SEC. 315.9. *Computation of amount.*—In computing the amount of savings bonds of any one series issued during any one calendar year held by any one person at any one time for the purpose of determining whether the amount is in excess of the authorized limit as set forth in the next preceding section, the following rules shall govern:

(a) The term "person" shall mean any legal entity, including but not limited to an individual, a partnership, a corporation (public or private), an unincorporated association or a trust estate, and the holdings of each person, individually and in a fiduciary capacity, shall be computed separately.

(b) In the case of bonds of Series E and H, the computation shall be based upon maturity values. In the case of bonds of Series F, G, J, and K, the computation shall be based upon issue prices.

(c) Except as provided in subsection (d), there must be taken into account: (1) all bonds originally issued to and registered in the name of that person alone; and (2) all bonds originally issued to and registered in the name of that person as coowner or reissued, at the request of the original owner, to add the name of that person as coowner or to designate him as coowner instead of as beneficiary, except that the amount of bonds of Series E and H held in coownership form may be applied to the holdings of either of the coowners, but will not be applied to both, or the amount may be apportioned between them.

(d) There need not be taken into account: (1) bonds of which that person is merely the designated beneficiary; (2) bonds in which his interest is only that of a beneficiary under a trust; (3) those to which he is entitled as surviving designated beneficiary upon the death of the registered owner, as an heir or legatee of the deceased registered owner, or by virtue of the termination of a trust or the happening of any other event; (4) with respect to bonds of Series E, those purchased with the proceeds of matured bonds of Series A, Series C-1938, Series D-1939, Series D-1940 and Series D-1941, where such matured bonds were presented by an individual (natural person in his own right) owner or coowner for that purpose and the Series E bonds are registered in his name in any form of registration authorized for that series; (5) with respect to bonds of Series G, those issued in exchange for matured bonds of Series E under the provisions of Treasury Department Circular No. 885, as amended; (6) with respect to bonds of Series K, those issued in exchange for matured bonds of Series E under the provisions of Treasury Department Circular No. 906; or (7) an amount of bonds of Series E or Series H equal to any excess holdings which would otherwise be created by the reissue of bonds of that series registered in the name of that person to eliminate the name of another person as coowner under the provisions of section 315.45 (b) (1).

(e) Nothing herein contained shall be construed to invalidate any holdings within or, except as provided in subsection (c) above, to validate any holdings in excess of the authorized limits, as computed under the regulations in force at the time such holdings were acquired.

SEC. 315.10. *Disposition of excess.*—If any person at any time acquires savings bonds issued during any one calendar year in excess of the prescribed amount, the excess must be immediately surrendered for refund of the purchase price, less (in the case of current income bonds) any interest which may have been paid thereon; or for such other adjustment as may be possible.

SUBPART D—LIMITATION ON TRANSFER AND JUDICIAL PROCEEDINGS

SEC. 315.11. *Not transferable.*—Savings bonds are not transferable and are payable only to the owners named thereon, except in case of the disability or death of the owner, authorized reissue, or as otherwise specifically provided in this subpart, but in any event only in accordance with the provisions of these regulations. A savings bond may not be hypothecated or pledged as collateral for a loan or used as security for the performance of an obligation, except as provided in section 315.12.

³ There have been special offerings on the occasion of which institutional investors have been permitted to purchase bonds of Series F and G in excess of the regular annual limitation (see the Seventh amendment to Department Circular No. 530, Sixth revision) and also special offerings (see footnote 2, exhibit 20) in which commercial banks (that is, banks accepting demand deposits) have been permitted to purchase limited amounts of such bonds for their own account, although ordinarily they are not eligible to do so.

SEC. 315.12. *Pledge with the Secretary of the Treasury or Federal Reserve Banks.*—A savings bond may be pledged by the registered owner in lieu of surety under the provisions of Department Circular No. 154, as amended, if the bond approving officer is the Secretary of the Treasury, in which case an irrevocable power of attorney shall be executed authorizing the Secretary of the Treasury to request payment. A savings bond may also be deposited as security with a Federal Reserve Bank under the provisions of Department Circular No. 657 by an institution certified under that circular as an issuing agent for savings bonds of Series E.

SEC. 315.13. *Judicial proceedings (judgment creditors, trustees in bankruptcy, receivers of insolvents' estates, and conflicting claimants).*—A claim against an owner or coowner of a savings bond and conflicting claims as to ownership of or interest in such bond as between coowners or the registered owner and a designated beneficiary, will be recognized when established by valid judicial proceedings and payment or reissue will be made, upon presentation and surrender of the bond, except as follows:

(1) No such proceedings will be recognized if they would give effect to an attempted voluntary transfer inter vivos of the bond or would defeat or impair the rights of survivorship conferred by these regulations upon a surviving coowner or beneficiary.

(2) A judgment creditor, a trustee in bankruptcy, or a receiver of an insolvent's estate will have the right to payment (but not to reissue) and a judgment creditor will be limited to payment at the redemption value current thirty days after the termination of the judicial proceedings or current at the time the bond is received, whichever is smaller.

(3) If a debtor, or bankrupt, or insolvent, is not the sole owner of the bond, payment will be made only to the extent of his interest therein, which must be determined by the court or otherwise validly established. A divorce decree ratifying or confirming a property agreement between husband and wife or otherwise settling their respective interests in savings bonds, will be recognized and will not be regarded as a proceeding giving effect to an attempted voluntary transfer for the purpose of this section.

SEC. 315.14. *Evidence necessary.*—To establish the validity of judicial proceedings there must be submitted a certified copy of a final judgment or decree of court and of any necessary supplementary proceedings. If the judgment or decree of court was rendered more than six months prior to presentation of the bond there must also be submitted a certificate from the clerk of the court, under the court's seal and dated within six months of the presentation of the bond, showing that the judgment or decree is in full force and effect. A trustee in bankruptcy should submit proof of his authority in the form of a certificate from the referee showing that he is the duly elected and qualified trustee, together with a certificate from the clerk of the United States District Court of the particular district, under seal, showing the incumbency of the referee and authenticating his signature.

SEC. 315.15. *Notice of pending proceedings not accepted.*—Neither the Treasury Department nor any agency for the issue, reissue, or redemption of savings bonds will accept notices of adverse claims or of pending judicial proceedings or undertake to protect the interests of litigants who do not have possession of the bonds.

SUBPART E—SAFEKEEPING FACILITIES

SEC. 315.16. *Safekeeping of bonds.*—A savings bond will be held in safekeeping, without charge, by the Secretary of the Treasury if the holder so desires. In such connection the Secretary will utilize the facilities of the Federal Reserve Banks, as fiscal agents of the United States,⁴ and those of the Treasurer of the United States. Application forms for safekeeping may be secured from postmasters, Federal Reserve Banks, or the Treasury Department.

SUBPART F—LOST, STOLEN, MUTILATED, DEFACED, OR DESTROYED BONDS

SEC. 315.17. *Relief in case of loss, etc., after receipt by owner.*—Under the provisions of Sec. 8, 50 Stat. 481, as amended (31 U. S. C. 738a), relief either by the issue of a substitute bond or by payment may be given in case of the loss, theft, destruction, mutilation, or defacement of a savings bond after receipt by the owner

⁴ Safekeeping facilities may be offered at some branches of Federal Reserve Banks, and in such connection an inquiry may be addressed to the branch.

or his representative. In any such case immediate notice of the facts, together with a complete description of the bond (including series, year of issue, serial number, and name and address of the registered owner) should be given to the Bureau of the Public Debt, Division of Loans and Currency, 536 South Clark Street, Chicago 5, Illinois. That division will thereupon furnish an appropriate form and full instructions for presenting the evidence necessary to secure relief under the law. If such bond is subsequently recovered, immediate notice of such recovery should be given to the Division of Loans and Currency (at the address above) in order that delay may be avoided upon a later presentation of the bond for payment or authorized reissue.

SEC. 315.18. *Relief in case of nonreceipt.*—If a savings bond, on original issue or on reissue, is not received from the issuing agent or agency by the registered owner or other person to whom the bond was to be delivered, the issuing agent or agency should be notified as promptly as possible and given all the information available in regard to the transaction. Appropriate instructions and forms, if necessary, will then be furnished the owner reporting nonreceipt.

SUBPART G—INTEREST

SEC. 315.19. *General.*—United States savings bonds are issued in two forms: (1) appreciation bonds, issued on a discount basis and redeemable before maturity at increasing fixed redemption values; and (2) current income bonds, issued at par, bearing interest payable semiannually⁵ and redeemable before maturity at par or at fixed redemption values less than par, as hereinafter provided. Bonds of Series E, F, and J are appreciation bonds, and those of Series G, H, and K are current income bonds.

SEC. 315.20. *Appreciation bonds.*—All savings bonds issued on a discount basis increase in redemption value at the end of the first year or half-year⁶ from issue date and at the end of each successive half-year period thereafter until their maturity, when the full face amount becomes payable. Bonds of Series E will continue to increase in redemption value after maturity for ten years in accordance with the provisions of Department Circular No. 653, Third Revision, and tables of redemption values appended thereto. The increment in value on appreciation bonds is payable only on redemption of the bonds, whether before, at, or after maturity.

SEC. 315.21. *Current income bonds.*—The interest on current income bonds is payable semiannually,⁷ beginning six months from issue date. Except for redemption at par as provided in section 315.23 (c) of subpart H, full advantage of interest at the rates specified on bonds of Series G or K may be secured only if the bonds are held to maturity; if they are redeemed before maturity at current redemption values the difference between the face or full maturity value and the current redemption value then payable in accordance with the table printed on each bond will represent an adjustment of interest for the rate appropriate for the shorter term, as set forth in the tables appended to the circulars announcing the issue of such bonds. Interest payments on bonds of Series H will be based on a graduated scale of amounts (as shown in the table at the end of Treasury Department Circular No. 905), and if the bonds are redeemed before maturity the investment yield for the period the bonds are held will be at a lesser rate than if held until maturity.

(a) *Method of interest payments.*—Interest due on a current income bond will be paid on each interest payment date by check drawn to the order of the person or persons in whose name the bond is inscribed, in the same form as their names appear in the inscription on the bond, except that in the case of a bond registered in the form "A, payable on death to B", the check will be drawn to the order of A alone until the Bureau of the Public Debt, Division of Loans and Currency, 536 South Clark Street, Chicago 5, Illinois, receives notice of A's death, from which date the payment of interest will be suspended until such time as the bond is presented for payment or reissue. Interest so withheld will be paid to the person found to be entitled to the bond. Checks issued in payment of interest on a bond registered in the names of coowners will be drawn to the order of "A or B" and will be mailed to the address of record of the payee first named unless otherwise

⁵ The final interest on bonds of Series H covers a period of 2 months, from 9½ years to maturity.

⁶ Series E bonds issued on or before April 30, 1952, and Series F bonds, the sale of which terminated April 30, 1952, increase in redemption value at the end of the first year from issue date; Series E bonds issued on and after May 1, 1952, and Series J bonds, the sale of which began on May 1, 1952, increase in redemption value at the end of the first half-year from issue date.

specifically directed or until the Bureau of the Public Debt, Division of Loans and Currency, 536 South Clark Street, Chicago 5, Illinois, receives notice of his death. Upon receipt of notice of the death of the coowner to whom interest is being mailed the interest will be mailed to the other coowner, if living, or, if not, will be held subject to the claim of the representatives of or persons entitled to the estate of the last surviving coowner.

(b) *Change of address.*—An owner or coowner of current income bonds should promptly notify the Bureau of the Public Debt, Division of Loans and Currency, 536 South Clark Street, Chicago 5, Illinois, of any change in the address for delivery of interest checks. The notice should refer to all bonds for which it is desired that the address be changed and should describe each bond by date, serial number, series (including year of issue), and inscription appearing on the face of the bond.

(c) *Reissue during interest period.*—If a current income bond is reissued for any reason between interest payment dates, interest for the entire period will be paid on the next interest payment date, by check drawn to the order of the person in whose name the bond is reissued. Ordinarily, if a bond is received for reissue less than one month prior to an interest payment date, reissue cannot be effected until after such interest payment date.

(d) *Termination of interest.*—Interest on current income bonds will cease at maturity, or, in case of redemption before maturity, at the end of the interest period next preceding the date of redemption, except that, if the date of redemption falls on an interest payment date, interest will cease on that date. For example, if a bond on which interest is payable on January 1 and July 1 is redeemed on September 1, interest will cease on July 1 and no adjustment will be made on account of interest for the period July 1 to September 1. In case of authorized reissue in another form of registration, the interest on the original bond will cease on the last day of the interest period next preceding the date of reissue and interest on the new bond will begin on the following day. The same rules apply in case of partial redemption or partial reissue with respect to the amount redeemed or reissued.

(e) *Endorsement of checks.*—Interest checks must be endorsed by the payee, either personally or by an attorney in fact, in accordance with the requirements of the Treasurer of the United States. A form for the appointment of such attorney may be obtained from the Treasurer of the United States or from any Federal Reserve Bank. In case of the death of the payee the check may be endorsed by the legal representative, if any, of his estate. If no legal representative has been or is to be appointed, and if the amount due from the United States does not exceed \$500, the Treasurer of the United States, Washington 25, D. C., or a Federal Reserve Bank, will, upon request, furnish special instructions.

(f) *Nonreceipt or loss of check.*—If an interest check is not received or is lost after receipt, the Bureau of the Public Debt, Division of Loans and Currency, 536 South Clark Street, Chicago 5, Illinois, should be notified of the facts and should be given information, concerning the amount, number, and inscription of the bonds, as well as a description of the check, if possible, in case of loss after the check is received. Upon receipt of this information appropriate instructions will be given.

SUBPART H—GENERAL PAYMENT AND REDEMPTION PROVISIONS

SEC. 315.22. *Payment at or after maturity.*—Owners of bonds of Series E have the option of receiving the full face or maturity value thereof at maturity or of retaining such bonds after maturity for a further period of not more than 10 years and earning interest upon the maturity values thereof, at rates specified in Department Circular No. 653, Third Revision, and the tables of redemption values appended thereto. Such interest will accrue at the end of each half-year period following maturity, until the end of the 10-year period. A bond of any series other than Series E will be paid or redeemed at or after maturity at its full face or maturity value only, pursuant to its terms. In any case payment will be made only following presentation and surrender of the bond for that purpose. The request for payment must be duly signed and certified as provided herein, unless (1) the bond is presented by an individual owner or coowner to an incorporated bank or trust company or other paying agent, as provided (for bonds of Series A to E only) in section 315.29, or (2) the bond is accepted by any such paying agent for payment, or for presentation to a Federal Reserve Bank for

payment, without the owner's signature to the request for payment, as provided (for bonds of any series) in Treasury Department Circular No. 888.

SEC. 315.23. *Redemption before maturity.*—Pursuant to its terms, a savings bond may not be called for redemption by the Secretary of the Treasury prior to maturity, but may be redeemed in whole or in part at the option of the owner, prior to maturity, under the terms and conditions set forth in the offering circular of each series and in accordance with the provisions of these regulations following presentation and surrender as provided in this subpart.

(a) *Series E.*—A bond of Series E will be redeemed at any time after two months from the issue date without advance notice, at the appropriate redemption value as shown in the table printed on the bonds.

(b) *Series F, G, H, J, and K.*—A bond of Series H will be redeemed AT PAR, and a bond of Series F, G, J, or K will be redeemed at the appropriate redemption value as shown in the table printed on the bond, in either case after six months from the issue date and on one month's notice in writing to (1) a Federal Reserve Bank or branch, (2) the Bureau of the Public Debt, Division of Loans and Currency, 536 South Clark Street, Chicago 5, Illinois, or (3) the Treasury Department, Washington 25, D. C. Such notice may be given separately or by presenting and surrendering the bond with a duly executed request for payment thereof. Payment will be made as of the first day of the first month following by at least one full calendar month the date of receipt of notice. For example, if the notice is received on June 1, payment will be made as of July 1, but if notice is received between June 2 and July 1, inclusive, payment will be made as of August 1. If notice is given separately, the bond must be presented and surrendered with a duly executed request for payment to the same agency to which notice is given not less than 20 days before the date on which payment is to be made. For example, if the notice is received on June 15, the bond should be received not later than July 12. (See section 315.21 for provisions as to interest in case current income bonds are redeemed prior to maturity.)

(c) *Series G and K: Redemption at par.*—Bonds of Series G and K (but not of Series F or J) will be redeemed at par before maturity, after six months from the issue date, at the option of the owners, on the first day of the first month following by at least one full calendar month the date of receipt of notice of intention to redeem, given as provided in subsection (b) hereof, under the following limitations and conditions:

(1) Bonds of Series G and K may be so redeemed (i) upon the death of an owner or coowner, if a natural person, or (ii) in the case of bonds held by a trustee or other fiduciary, upon the termination of the trust or other fiduciary estate by reason of the death of any person, except that if the trust or other fiduciary estate is terminated only in part, redemption at par will be made to the extent of not more than the pro rata portion of the trust or fiduciary estate so terminated. The notice of intention to redeem must specify that redemption *at par* is desired. If desired and so stated in the request for payment or separate notice of intention to redeem, payment may be postponed to the second interest payment date following the date of death; otherwise, payment will be made in regular course. A death certificate or other competent proof of death must accompany the bonds or the notice. In no case of redemption at par under the provisions of this paragraph will the owner be entitled to interest beyond the second interest payment date following the date of death.

(2) Bonds of Series G and Series K issued in exchange for matured bonds of Series E under the provisions of Department Circular No. 885, as amended, and Department Circular No. 906, respectively, may be so redeemed at par at any time.

(d) *Withdrawal of request for redemption.*—An owner who has presented and surrendered a savings bond to the Treasury Department or a Federal Reserve Bank for payment with an appropriate request for payment may withdraw such request if notice of intent to withdraw is given to and received by the same agency to which the bond was presented, prior to the issuance of the check in payment. Under these same conditions an executor or administrator may withdraw a request for redemption executed by the owner and presented and surrendered to the Treasury Department or a Federal Reserve Bank prior to the owner's death, except where the presentation and surrender of the bond has cut off the rights of survivorship under the provisions of subpart L or subpart M. The term "presented and surrendered" as used in this subsection means the actual receipt of the bond by the Treasury Department or a Federal Reserve Bank during the lifetime of the owner.

SEC. 315.24. *Form and execution of requests for payment.*—Requests for payment of savings bonds, unless otherwise authorized in a particular case, must be executed on the form appearing on the back of the bond to be surrendered. Unless otherwise specifically requested, payment, pursuant to a duly executed request, will be made on the earliest day consistent with these regulations.

(a) *Date of request.*—Ordinarily, requests executed more than six months before the date of receipt of a bond for payment will not be accepted.

(b) *Identification and signature of owner.*—The registered owner in whose name the bond is inscribed, or such other person as may be entitled to payment under the provisions of these regulations, must appear before one of the officers authorized to certify requests for payment (see section 315.25), establish his identity and in the presence of such officer sign the request for payment in ink, adding in the space provided the address to which the check issued in payment is to be mailed. A signature made by mark (X) must be witnessed by at least one person in addition to the certifying officer and must be attested by endorsement in the blank space, substantially as follows: "Witness to the above signature by mark", followed by the signature and address of the witness. If the name of the registered owner or other person entitled to payment, as it appears in the registration or in evidence on file at the Bureau of the Public Debt, Division of Loans and Currency, has been changed by marriage or in any other legal manner, the signature to the request for payment should show both names and the manner in which the change was made, for example, "Miss Mary T. Jones, now by marriage Mrs. Mary T. Smith", or "Jung Smelt, now by court order John Smith." In case of a change of name other than by marriage the request should be supported by satisfactory proof of such change, unless already on file. No request signed in behalf of the owner or person entitled to payment by an agent or a person acting under a power of attorney will be recognized by the Treasury Department except as provided in section 315.12.

(c) *Certification of request.*—After the request for payment has been signed by the owner the certifying officer should complete and sign the certificate appearing at the end of the form for request for payment, and the bond should then be presented and surrendered as provided in section 315.28.

SEC. 315.25. *Certifying officers.*—The following officers are authorized to certify requests for payment:

(a) *At United States post offices.*—Any postmaster, acting postmaster, or inspector in charge, or other post office official or clerk heretofore or hereafter designated for the purpose. One or more of these officials will be found at every United States post office, classified branch, or station. A post office official or clerk other than a postmaster, acting postmaster or inspector in charge, should certify in the name of the postmaster or acting postmaster, followed by his own signature and official title, for example, "John Doe, postmaster, by Richard Roe, postal cashier." Signatures of these officers should be authenticated by a legible imprint of the post office dating stamp.

(b) *At banks, trust companies, and branches.*—Any officer of any bank or trust company incorporated in the United States or its Territories (including Puerto Rico), or domestic or foreign branch of such bank or trust company, including those doing business in the Territories or possessions of the United States under Federal charter or organized under Federal law, Federal Reserve Banks, Federal land banks, and Federal home loan banks; and any employee of any such bank or trust company expressly authorized by the corporation for that purpose, who should sign over the title "Designated Employee." Certifications by any of these officers or designated employees should be authenticated by either a legible impression of the corporate seal of the bank or trust company or, in the case of banks or trust companies and their branches which are authorized and duly qualified issuing agents for bonds of Series E, by a legible imprint of the issuing agent's dating stamp. Federal Reserve Agents and Assistant Federal Reserve Agents, located at the several Federal Reserve Banks, are also authorized to certify requests for payment.

(c) *Issuing agents not banks or trust companies.*—Any officer of a corporation not a bank or trust company, and of any other organization, which is a duly qualified issuing agent for bonds of Series E. All certifications by such officers must be authenticated by a legible imprint of the issuing agent's dating stamp.

(d) *Commissioned officers and warrant officers of the Armed Forces.*—Commissioned officers and warrant officers of the Armed Forces of the United States (including the Army, Navy, Air Force, Marine Corps, and Coast Guard), but only for members (and the families of members) of such forces and civilian employees at

posts or bases or stations (such certifying officer should indicate his rank and state that the person signing the request is one of the class whose requests he is authorized to certify).

(e) *United States officials.*—Judges, clerks, and deputy clerks of United States courts, including United States district courts for the Territories, possessions, and Canal Zone; United States Commissioners; United States attorneys; United States collectors of customs and their deputies; United States collectors of internal revenue and their deputies (or Directors of Internal Revenue and internal revenue agents); the officer in charge of any home, hospital, or other facility of the Veterans' Administration, but only for patients and members of such facilities; certain officers of Federal penal institutions designated for that purpose by the Secretary of the Treasury and certain officers of the United States Public Health Service Hospitals at Lexington, Kentucky, and at Fort Worth, Texas, and of United States Marine Hospitals at Fort Stanton, New Mexico, and Carville, Louisiana, designated for that purpose by the Secretary of the Treasury (in each case, however, only for inmates or employees of the institution involved).

(f) *Officers authorized in particular localities.*—Certain officers in the Treasury Department; the Governors and Treasurers of Hawaii, Puerto Rico, and Alaska; the Governor and Commissioner of Finance of the Virgin Islands; the Governor and Director of Finance of Guam; the Governor and Director of Administrative Services of American Samoa; the Governor, paymaster or acting paymaster, and collector or acting collector of the Panama Canal; and postmasters and acting postmasters in the Bureau of Posts of the Canal Zone.

(g) *In foreign countries.*—In a foreign country requests for payment may be signed in the presence of and be certified by any United States diplomatic or consular representative, or manager or other officer of a foreign branch of a bank or trust company incorporated in the United States, whose signature is authenticated by an impression of the corporate seal or is certified to the Treasury Department. If such an officer is not available, requests for payment may be signed in the presence of and be certified by a notary or other officer authorized to administer oaths, but his official character and jurisdiction should be certified by a United States diplomatic or consular officer under seal of his office.

(h) *Special provisions.*—In the event none of the officers authorized to certify requests for payment of savings bonds is readily accessible, the Commissioner of the Public Debt, the Deputy Commissioner of the Public Debt in Charge of the Chicago Office, or a Federal Reserve Bank, is authorized to make special provision for any particular case.

SEC. 315.26. *General instructions to certifying officers.*—Certifying officers should require positive identification of the person signing a request for payment and will be held fully responsible therefor. In all cases a certifying officer must affix to the certification his official signature, title, address and seal or dating stamp, and the date of execution. Officers of Veterans' Administration Facilities, Public Health Service Hospitals, Marine Hospitals, and Federal penal institutions, should use the seal of the particular institution or service, where such seal is available. If a certifying officer, other than a post office official, officer of a bank or trust company, or officer of an issuing agent, does not possess an official seal, that fact should be made known and attested.

SEC. 315.27. *Interested person not to certify.*—No person authorized to certify requests for payment may certify a request for payment of a bond of which he is the owner, or in which he has an interest, either in his own right or in any representative capacity.

SEC. 315.28. *Presentation and surrender—all series.*—Except for cases coming within the provisions of section 315.29, after the request for payment has been duly signed by the owner and certified as above provided, the bond should be presented and surrendered to (1) a Federal Reserve Bank or branch, (2) the Bureau of the Public Debt, Division of Loans and Currency, 536 South Clark Street, Chicago 5, Illinois, or (3) the Treasury Department, Washington 25, D. C. Usually payment will be expedited by surrender to a Federal Reserve Bank. In all cases presentation will be at the expense and risk of the owner, and, for his protection, the bond should be forwarded by registered mail if not presented in person. Payment will be made by check drawn to the order of the registered owner or other person entitled and mailed to him at the address given in his request for payment.

SEC. 315.29. *Optional procedure limited to bonds of Series A to E, inclusive, in names of individual owners or coowners only.*—An individual (natural person) whose name is inscribed on the face of a bond of Series A, B, C, D, or E, either

as owner or coowner in his own right, may present such bond (unless marked "DUPLICATE") to any incorporated bank or trust company or any other organization qualified as a paying agent under the provisions of Department Circular No. 750. If such bond is in order for payment by the paying agent, the owner or coowner, upon establishing his identity to the satisfaction of the paying agent and upon signing the request for payment and adding his home or business address, may receive immediate payment at the appropriate redemption value, as provided in sections 315.22 and 315.23. Even though the request for payment has been signed, or signed and certified prior to the presentation of the bond, nevertheless the paying agent is required to establish to its satisfaction the identity of the owner or coowner requesting payment and such paying agent may require the owner or coowner to sign again the request for payment. No charge will be made to the owner. This method of presentation is authorized notwithstanding the provisions of any Treasury Department circulars offering the bonds for sale and notwithstanding any instructions which may be printed on the bond and is optional with individual owners. Bonds of Series A, B, C, D, or E requiring documentary evidence to support redemption, or presented for partial redemption and bonds of Series F, G, H, J, and K, are not eligible for payment at these paying agencies.

SEC. 315.30. *Partial redemption.*—A savings bond of any series in a denomination greater than \$25 (maturity value) may be redeemed in part at current redemption value but only in amounts corresponding to authorized denominations of not less than \$25 (maturity value), upon presentation and surrender of the bond to (1) a Federal Reserve Bank or branch, (2) the Bureau of the Public Debt, Division of Loans and Currency, 536 South Clark Street, Chicago 5, Illinois, or (3) the Treasury Department, Washington 25, D. C., all in accordance with this subpart. Partial redemption may not be effected at incorporated banks or trust companies. In any case in which partial redemption is authorized, before the request for payment is signed there should be added to the first sentence of the request the words "to the extent of \$----- (maturity value), and reissue of the remainder." Upon partial redemption of a savings bond the remainder will be reissued as of the original date as provided in subpart I. For payment of interest on current income bonds in case of partial redemption, see subpart G.

SEC. 315.31. *Nonreceipt or loss of checks issued in payment.*—In case a check in payment of a bond surrendered for redemption is not received within a reasonable time, or in case such check is lost after receipt, notice should be given to the same agency to which the bond was surrendered for payment, accompanied by a description of the bond by series, denomination, serial number, and registration. The notice should state whether or not the check was received and should give the date upon which the bond was forwarded. Instructions will be given as to the necessary procedure to secure a duplicate. It should be borne in mind, in connection with bonds of Series F, G, H, J, and K, that payment is made only on the first day of a calendar month and only at least one full calendar month following actual receipt of the notice of intention to redeem, and a check cannot be expected until that time.

SUBPART I—GENERAL REISSUE AND DENOMINATIONAL EXCHANGE

SEC. 315.32. *General.*—Reissue of a savings bond will be restricted to a form of registration permitted by the regulations in effect on the date of original issue of the bond and will be made only upon surrender of the bond and only in accordance with the provisions of those regulations. Reissue of a savings bond will be made only in the following instances:

(a) To correct an error in the original issue, upon appropriate request supported by satisfactory proof of such error unless the error was made by the issuing agent.

(b) To show a change in the name of an owner, coowner, or designated beneficiary, upon his request, supported by satisfactory proof of the change of name if for any reason other than marriage.

(c) To exchange bonds of Series E originally issued on or after May 1, 1952, on uncurrent bond stock for bonds of that series on current stock, as soon as the latter is available, upon the request of the owner or either coowner. Such exchange is not necessary, however, because all paying agents will redeem ALL bonds of Series E bearing issue dates on and after May 1, 1952, in accordance with the new schedule of redemption values, as set forth in table A at the end of Treasury Department Circular No. 653, Third Revision.

(d) As otherwise specifically provided in these regulations.

SEC. 315.33. *Requests for reissue.*—Requests for reissue should be made on appropriate forms, which may be obtained from any Federal Reserve Bank or branch or the Bureau of the Public Debt, Division of Loans and Currency, 536 South Clark Street, Chicago 5, Illinois, and should be signed by the persons authorized under these regulations to make such requests. If the request is by reason of a change of name, the signature should show both names and the manner in which the change took place, as, for example, "Miss Mary T. Jones, now by marriage Mrs. Mary T. Smith." A request for reissue under section 315.32 (a), (b) and (d) must be signed in the presence of and be certified by an officer authorized under subpart H to certify requests for payment.

SEC. 315.34. *Agencies authorized to make reissue.*—Reissues under section 315.32 (b), (c) and (d) may be made only at (1) a Federal Reserve Bank or branch, (2) the Bureau of the Public Debt, Division of Loans and Currency, 536 South Clark Street, Chicago 5, Illinois, or (3) the Treasury Department, Washington 25, D. C.

SEC. 315.35. *Effective date.*—In any case of authorized reissue the Treasury Department will treat the receipt by a Federal Reserve Bank or the Treasury Department of a bond and appropriate request for reissue thereof, as determining the date upon which reissue is effective.

SEC. 315.36. *Description of bonds on reissue.*—The new bonds will be of the same series, will bear the same issue date, and will have the same rights and privileges as the bonds surrendered.⁷

SEC. 315.37. *Denominational exchange.*—Exchange as between authorized denominations will not be permitted except in cases of partial redemption or authorized reissue and then only in authorized denominations of not less than \$25 (maturity value).

SUBPART J—MINORS AND PERSONS UNDER OTHER LEGAL DISABILITY

SEC. 315.38. *Payment to legal guardians.*—If the form of registration of a savings bond indicates that the owner is a minor or has been judicially declared to be incompetent to manage his estate and that a guardian or similar representative has been appointed for the estate of such minor or incompetent by a court having jurisdiction or is otherwise legally qualified, payment will be made only to such guardian or similar legal representative. In such case the request for payment appearing on the back of the bond should be signed by the guardian or other legal representative as such, for example, "John A. Jones, guardian (committee) of the estate of Henry W. Smith, a minor (an incompetent)." Unless the form of registration gives the name of the representative, there must be submitted in support of the request a certificate or a certified copy of the letters of appointment from the court making the appointment under the seal of the court. Except in the case of corporate fiduciaries, such certificate or certification should state that the appointment is in full force and should be dated not more than six months prior to the date of presentation of the bond for payment. See subpart O for payment provisions applicable to bonds registered in the names of guardians and similar fiduciaries. Where the form of registration does not indicate that the owner is a minor for whose estate a guardian has been appointed, a notice that such guardian has been appointed will not be accepted by the Treasury Department for the purpose of preventing payment to the minor or to a parent or other person on behalf of the minor as provided in the two following sections. However, if a legal guardian presents for payment a bond so registered accompanied by proof of his appointment, payment will be made to such guardian.

SEC. 315.39. *Payment to minors.*—Unless the form of registration of a savings bond indicates that the owner is a minor for whose estate a guardian or similar legal representative has been appointed or is otherwise duly qualified, payment will be made direct to such minor presenting the bond for payment if, at the time payment is requested, he is of sufficient competency and understanding to sign his name to the request and to comprehend the nature of such act. In general, the fact that the request for payment has been signed by a minor and duly certified in accordance with subpart H will be accepted as sufficient proof of such competency and understanding.

SEC. 315.40. *Payment to a parent or other person on behalf of a minor.*—If the owner of a savings bond is a minor and the form of registration does not indicate

⁷ Reissues of bonds of Series E sold before May 1, 1952, will continue to be made from bond stocks carrying the same tables of redemption values and other details appearing on the original bonds.

that a guardian or similar legal representative of the estate of such minor has been appointed by a court or is otherwise legally qualified, and if such minor owner is not of sufficient competency and understanding to execute the request for payment, payment will be made to either parent of the minor with whom he resides, or if the minor does not reside with either parent, then to the person who furnishes his chief support. Such parent or other person must surrender the bond with the request for payment properly executed, and furnish a certificate, which may be typed on the back of the bond, showing his right to act for the minor. If a parent signs the request, the certificate and signature thereto should be in substantially the following form:

"I certify that I am the mother (or father) of John C. Jones and the person with whom he resides. He is ----- years of age and is not of sufficient competency and understanding to sign this request.

Mrs. Mary Jones on behalf of John C. Jones."

If a person other than a parent signs the request, the certificate and signature thereto, including a reference to the person's relationship, if any, to the minor, should be in substantially the following form:

"I certify that John C. Jones does not reside with either parent and that I furnish his chief support. He is ----- years of age and is not of sufficient competency and understanding to sign this request.

Mrs. Alice Brown, grandmother, on behalf of John C. Jones."

The Treasury Department may in any particular case require further proof that the minor is not of sufficient competency and understanding to execute the request for payment and of the right of the person executing the request to act on behalf of the minor.

SEC. 315.41. *Payment to voluntary guardian of person under disability.*—In any case where the adult owner of a bond has been judicially declared incompetent or such incompetency is otherwise satisfactorily established, and no duly qualified legal representative of his estate is acting, and the entire gross value of his personal estate does not exceed \$500, payment will be made to a member of his family or other person acting as voluntary guardian, upon presentation of satisfactory proof that the proceeds of the bond are required for the purchase of necessities for the incompetent or for his wife or minor children or other persons dependent upon him for support. Application for such payment should be made only on appropriate forms, which may be obtained from the Bureau of the Public Debt, Division of Loans and Currency, 536 South Clark Street, Chicago 5, Illinois, or any Federal Reserve Bank. The request for payment should not be executed, nor the bond presented, until the application has been approved and instructions have been given by the Treasury Department.

SEC. 315.42. *Reissue in the case of a minor.*—A savings bond of which a minor is the owner, or in which he has an interest, may be reissued upon an authorized reissue transaction under the following conditions:

(1) Reissue will be restricted to a form of registration which preserves the existing ownership or interest of the minor, except that a minor of sufficient competency and understanding to sign his name to the request and to comprehend the nature of such act, shall have the right to request reissue to add a coowner or beneficiary to a bond registered in his name alone or to which he is entitled in his own right.

(2) Reissue will be subject to the terms and conditions prescribed by sections 315.38, 315.39, and 315.40 of this subpart, governing a request for payment of such bond.

SUBPART K—SINGLE NAME—ADDITION OF COOWNER, ETC.

SEC. 315.43. *Payment or reissue.*—A savings bond registered in the name of one person in his own right without a coowner or beneficiary, or to which one person is entitled in his own right under these regulations, will be paid to such person during his lifetime upon a duly executed request for payment. Upon the death of the owner, such bond, if not previously redeemed, will be considered as belonging to his estate and will be paid or reissued accordingly. (See subpart N.)

SEC. 315.44. *Reissue for certain purposes.*—A savings bond registered in the name of one person in his own right, or to which one person is shown to be entitled in his own right under these regulations, may be reissued, upon appropriate request for the following purposes:

(a) *Addition of a coowner.*—Reissue in the name of the owner with that of another natural person as coowner. Bonds reissued in accordance with this subsection upon request of the original owner will be considered for the purposes

of computation of holdings under subpart C of these regulations as originally issued in both names, and no reissue will be effective which results in any one person holding bonds in excess of the established limit for the series to which the bonds belong. Requests for reissue under this subsection should be made on Form PD 1787.

(b) *Addition of a beneficiary.*—Reissue in the name of the owner with that of another natural person as designated beneficiary. Requests for reissue under the provisions of this subsection should be made on Form PD 1787.

(c) *A trustee of a living trust.*—Reissue in the name of a trustee of a living trust created by the owner for his benefit, in whole or in part, during his lifetime, whether or not containing an absolute power of revocation in the grantor; but such reissue will be allowed only in the case of bonds of those series which may be originally issued in the name of a trustee. Requests for reissue under this subsection should be made on Form PD 1851.

SUBPART L—TWO NAMES—COOWNERSHIP FORM

SEC. 315.45. *Payment or reissue.*—A savings bond registered in the names of two persons as coowners in the form, for example, "John A. Jones or Mrs. Mary C. Jones," will be paid or reissued as follows:

(a) *Payment during the lives of both coowners.*—During the lives of both coowners the bond will be paid to either coowner upon his separate request without requiring the signature of the other coowner; and upon payment to either coowner the other person shall cease to have any interest in the bond. The bond will also be paid to both coowners upon their joint request, in which case payment will be made by check drawn to the order of both coowners in the form "John A. Jones and Mrs. Mary C. Jones," and the check must be endorsed by both payees.

(b) *Reissue during the lives of both coowners.*—Except as otherwise specifically provided by these regulations, a bond held in coownership may be reissued during the lives of both coowners only upon the request of both and under the following specific circumstances:

(1) in the name of either coowner, alone, or with a new coowner or with a beneficiary:

(i) if the coowner whose name is to remain on the bond is related to the coowner whose name is to be eliminated as coowner either as husband or wife, parent or child, brother or sister, grandparent or grandchild, uncle or aunt, or nephew or niece; the term "child" includes a child legally adopted as well as a stepchild; the terms "brother" and "sister" include brothers and sisters of the half blood as well as those of the whole blood, stepbrothers and stepsisters, and brothers and sisters through adoption, *Provided, however,* That the Treasury reserves the right to reject any application for reissue hereunder, in whole or in part, upon a determination that the transaction would tend to evade or defeat the purposes of the limitation on holdings or the restriction against the transferability of savings bonds;

(ii) if one of the coowners is married after the issue of the bond; and

(iii) if the coowners are divorced or legally separated from each other, or their marriage is annulled, after the issue of the bond.

Requests for reissue of any of the above three classes should be made on the current revision of Form PD 1938 and should be signed by both coowners. Such requests will not be approved unless the coowner whose name is to be eliminated from the bond is of full age and legally competent. A minor coowner may execute the form if (in the opinion of the certifying officer) he is of sufficient competency and understanding to comprehend the nature of the transaction and reissue of all the bonds is to be made in the name of such minor alone or, if he so requests, with another coowner or a beneficiary.

(2) If the bond is of Series F, G, J, or K, it may be reissued in the name of a trustee of a living trust created by both coowners for the benefit of both, in whole or in part, during their lifetime whether or not containing an absolute power of revocation in the grantors. Requests for reissue under this provision should be made on Form PD 1851 and will not be approved unless both coowners are of full age and legally competent.

(c) *Payment or reissue after the death of one coowner.*—If either coowner dies without having presented and surrendered the bond for payment or authorized reissue, the surviving coowner will be recognized as the sole and absolute owner of the bond and payment or reissue will be made only to such survivor, as though the bond were registered in his name alone. If the survivor requests reissue, he

must present proof of the death of the other coowner. If a coowner dies after he has presented and surrendered the bond for payment, payment of the bond or check, if one has been issued, will be made to his estate (see subpart N). If either coowner dies after the bond has been presented and surrendered for authorized reissue, the bond will be treated as though such reissue had been made before the death of such coowner (see section 315.35).

(d) *Payment or reissue on death of both coowners in common disaster.*—If both coowners die in a common disaster under such conditions that it cannot be established, either by presumption of law or otherwise, which coowner died first, the bond will be considered as belonging to the estates of both coowners, and payment or reissue will be made accordingly (see subpart N).

(e) *Payment or reissue after the death of the surviving coowner.*—If a surviving coowner who becomes solely entitled to the bond under the provisions of subsection (c) of this section, dies without having presented and surrendered the bond for payment or authorized reissue, the bond will be considered as belonging to his estate and will be paid or reissued accordingly (see subpart N). In this case, proof of the death of both coowners and of the order in which they died will be required.

The term "presented and surrendered" as used in this subpart means the actual receipt of a bond, for payment, by a Federal Reserve Bank or the Treasury Department, or an incorporated bank or trust company or any other agency duly qualified to make payment of the bond, or, for reissue, by a Federal Reserve Bank or the Treasury Department, with an appropriate request for the particular transaction.

SUBPART M—TWO NAMES—BENEFICIARY FORM

SEC. 315.46. *Payment or reissue.*—A savings bond registered in the name of one person payable on death to another, for example, "Henry W. Ash, payable on death to John C. Black," will be paid or reissued as follows:

(a) *Payment to the registered owner.*—The bond will be paid to the registered owner during his lifetime upon his properly executed request as though no beneficiary had been named in the registration.

(b) *Reissue during the lifetime of the registered owner as follows:*

(1) The bond will be reissued, on the duly certified request of the registered owner, to name the beneficiary designated on the bond as coowner. Bonds so reissued upon the request of the original owner will be considered for the purposes of computation of holdings under subpart C of these regulations as originally issued in both names and no reissue will be effective which results in any one person holding bonds in excess of the established limit for the series to which the bonds belong.

(2) The bond will also be reissued upon the duly certified request of the registered owner together with the duly certified consent of the designated beneficiary, to eliminate such beneficiary,^{*} or to substitute another person as beneficiary, or to name another person as coowner. Under this provision the bond may also be reissued in the name of a trustee of a living trust created by the owner for his benefit, in whole or in part, during his lifetime, whether or not containing an absolute power of revocation in the grantor, if it is a bond of a series which may be originally issued in the name of a trustee.

(3) If the beneficiary should predecease the registered owner, upon proof of such death and upon request of the registered owner the bond may be reissued as though it were registered in his name alone.

Requests for reissue under this subsection should be made on Form PD 1787, except that Form PD 1851 should be used for reissue to a trustee of a living trust under the provisions of subparagraph (2).

(c) *Payment or reissue after the death of the registered owner.*—If the registered owner dies without having presented and surrendered the bond for payment or authorized reissue and is survived by the beneficiary, upon proof of such death and survivorship, the beneficiary will be recognized as the sole and absolute owner of the bond, and payment or reissue will be made only to such survivor, as though the bond were registered in his name alone. If the registered owner dies after he has presented and surrendered the bond for payment, payment of the bond, or check, if one has been issued, will be made to his estate (see subpart H). If the registered owner dies after the bond has been presented and surrendered for an

^{*} Consent cannot be given for the elimination of the Treasurer of the United States as beneficiary.

authorized reissue, the bond will be treated as though such reissue had been made before the death of the registered owner (see sec. 315.35).

(d) *Payment or reissue after the death of the surviving beneficiary.*—If a surviving beneficiary who becomes entitled to the bond under the provisions of subsection (c) of this section, dies without having presented and surrendered the bond for payment or reissue, the bond will be considered as belonging to his estate and will be paid or reissued accordingly (see subpart N). In this case, proof of the death of both the registered owner and the beneficiary and of the order in which they died will be required.

The term "presented and surrendered" as used in this subpart means the actual receipt of a bond, for payment, by a Federal Reserve Bank or the Treasury Department, or an incorporated bank or trust company or any other agency duly qualified to make payment of the bond, or, for reissue, by a Federal Reserve Bank or the Treasury Department, with an appropriate request for the particular transaction.

SUBPART N—DECEASED OWNERS

SEC. 315.47. *Payment or reissue on death of owner.*—Upon the death of the owner of a savings bond who was not survived by a coowner or designated beneficiary and who had not during his lifetime presented and surrendered the bond to a Federal Reserve Bank or the Treasury Department for an authorized reissue, the bond will be considered as belonging to his estate and will be paid or reissued accordingly, as hereinafter provided, except that reissue under the provisions of this subpart will not be made to a creditor. In any case, reissue will be restricted to a form of registration permitted by the regulations in effect on the date of original issue of the bond, but the person entitled to the bond may hold it without change of registration and will have the right to payment before or at maturity. The provisions of this section shall also apply to savings bonds registered in the names of executors or administrators, except that proof of their appointment and qualification may not be required. Established forms for use in such cases and for requests for payment or reissue may be obtained from any Federal Reserve Bank or from the Bureau of the Public Debt, Division of Loans and Currency, 536 South Clark Street, Chicago 5, Illinois, and should be used in every instance.

(a) *In course of administration.*—If the estate of the decedent is being administered in a court of competent jurisdiction, the bond will be paid to the duly qualified representative of the estate or will be reissued in the names of the persons entitled to share in the estate, upon request of the duly appointed and qualified representative of the estate and compliance with the following conditions:

(1) Where there are two or more legal representatives, all must unite in the request for payment or reissue, unless by express statute or decree of court, or by testamentary provision, some one or more of them may properly execute the request.

(2) The request for payment or reissue should be signed in the form, for example: "John A. Jones, administrator of the estate (or executor of the will) of Henry W. Jones, deceased," and must be supported by proof of the representative's authority in the form of a court certificate or a certified copy of the representative's letters of appointment issued by the court having jurisdiction. The certificate, or the certification to the letters, must be under seal of the court, and, except in the case of a corporate representative, must contain a statement that the appointment is in full force and should be dated within six months of the date of presentation of the bond, unless the certificate or letters show that the appointment was made within one year immediately prior to such presentation.

(3) In case of reissue the personal representative should certify that the persons named are entitled to share in the estate to the extent specified for each and have consented to such reissue. A request for reissue by a legal representative should be made on Form PD 1455. If a person in whose name reissue is requested desires to name a coowner or beneficiary, such person should execute an additional request for that purpose, using Form PD 1787.

(b) *After settlement through court proceedings.*—If the estate of the decedent has been settled in a court of competent jurisdiction, the bond will be paid to or reissued in the name of the person entitled thereto as determined by the court. The request for payment or reissue should be made by the person shown to be entitled and supported by duly certified copies of the representative's final account and the decree of distribution or other pertinent court records, supplemented, if there are two or more persons having an apparent interest in the bonds, by an agreement executed by them.

(c) *Without administration.*—When it appears that no legal representative of the decedent's estate has been or is to be appointed the bond will be paid to or reissued in the name of the person or persons entitled pursuant to an agreement and request by all persons entitled to share in the decedent's estate; the agreement and request should be made on forms prescribed by the Treasury Department, which should be duly executed in accordance with the instructions thereon. A shortform for settlement without administration (Form PD 1946) is prescribed for cases in which the amount of savings bonds belonging to the decedent's estate is not in excess of \$500 (maturity value). A longer form (Form PD 1946-A) is prescribed for other cases of settlement without administration. Application for the appropriate form to be used hereunder may be made to any Federal Reserve Bank or to the Bureau of the Public Debt, Division of Loans and Currency, 536 South Clark Street, Chicago 5, Illinois. The applicant should state whether or not the amount of savings bonds belonging to the decedent's estate is in excess of \$500 (maturity value). If any of the persons are minors or incompetents, payment or reissue of the bond will not be permitted without administration, except to them or in their names, unless their interests are otherwise protected to the satisfaction of the Secretary of the Treasury.

SUBPART O—FIDUCIARIES

SEC. 315.48. *Payment to fiduciaries.*—A savings bond registered in the name of a fiduciary, or otherwise belonging to a fiduciary estate, will be paid to the fiduciaries of such estate upon their request. A request for payment before maturity must be signed by all acting fiduciaries unless, by express statute or decree of court or by the terms of the instrument under which the fiduciaries are acting, some one or more of them may properly execute the request. A request for payment at maturity signed by any one or more acting fiduciaries will be accepted, but payment will be made to all. If the bond is registered in the names of fiduciaries of the estate who are still acting, no further evidence of authority will be required. In other cases the request for payment must be supported by evidence as specified below:

(a) *Fiduciaries—by title only.*—If the bond is registered in the titles without the names of the fiduciaries, satisfactory proof of their incumbency must be furnished, except in the case of public officers.

(b) *Succeeding fiduciaries.*—If the fiduciaries in whose names the bonds were registered have been succeeded by other fiduciaries, satisfactory proof of successorship must be furnished.

(c) *Boards, committees, etc.*—If the fiduciaries consist of a board, committee, commission or public body, or are otherwise empowered to act as a unit, a request for payment before maturity must be signed in the name of the board or other body by an authorized officer or agent thereof or by all members of the board or other body. A request executed by an officer or agent must be supported by a duly certified copy of a resolution of the board or other body authorizing such action or by a duly certified copy of the trust instrument or excerpt therefrom showing the authority for such action, except that in the case of a public board or commission a request signed in its name by an authorized officer thereof and duly certified will ordinarily be accepted without further proof of his authority. A request signed by all members of a private board or committee must be supported by a duly executed certificate of incumbency.

(d) *Corporate fiduciaries.*—If a public or private corporation or a political body, such as a State or county, is acting as a fiduciary, a request for payment must be signed in the name of the corporation or other body, in the fiduciary capacity in which it is acting, by an authorized officer thereof. A request for payment so signed and duly certified will ordinarily be accepted without further proof of the officer's authority.

(e) *Registration not disclosing trust.*—If the form in which the bond is registered does not show that it belongs to a fiduciary estate or does not identify the estate to which it belongs, satisfactory proof of ownership must be furnished.

SEC. 315.49. *Reissue in the name of a succeeding fiduciary.*—If a fiduciary in whose name a savings bond is registered has been succeeded as such fiduciary by another the bond will be reissued in the name of the succeeding fiduciary upon appropriate request and satisfactory proof of successorship.

SEC. 315.50. *Reissue of payment to person entitled.*—

(a) *Distribution of trust estate in kind.*—A savings bond to which a beneficiary of a trust estate has become lawfully entitled in his own right or in a fiduciary

capacity, in whole or in part, under the terms of the trust instrument, will be reissued in his name to the extent of his interest as a distribution in kind upon the request of the trustee or trustees and their certification that such person is entitled and has agreed to reissue in his name. If the form in which the bond is registered does not show that it belongs to a trust estate, the request for reissue must be supported by satisfactory proof of ownership.

(b) *After termination of trust estate.*—If the person who would be lawfully entitled to a savings bond upon the termination of a trust does not desire to have such distribution to him in kind, as provided in the next preceding subsection, the trustee or trustees should redeem the bond in accordance with the provisions of section 315.48 before the estate is terminated. If, however, the estate is terminated without such payment or reissue having been made, the bond will thereafter be paid to or reissued in the name of the person lawfully entitled upon his request and satisfactory proof of ownership, supplemented, if there are two or more persons having any apparent interest in the bond, by an agreement executed by all such persons.

(c) *Upon termination of guardianship estate.*—A savings bond registered in the name of a guardian or similar legal representative of the estate of a minor or incompetent, if the estate is terminated during the ward's lifetime, will be reissued in the name of the former ward upon the representative's request and certification that the former ward is entitled and has agreed to reissue in his name, or will be paid to or reissued in the name of the former ward upon his own request, supported in either case by satisfactory proof that his disability has been removed. Certification by the representative that a former minor has attained his majority, or that the legal disability of a female ward has been removed by marriage, if the State law so provides, will ordinarily be accepted as sufficient, but if the disability is removed by court order a duly certified copy of the order will be necessary. Upon the death of the ward a bond registered in the name of his guardian or similar representative will be reissued in accordance with the provisions of subpart N as though it were registered in the name of the ward alone.

SUBPART P—PRIVATE ORGANIZATIONS (CORPORATIONS, ASSOCIATIONS, PARTNERSHIPS, ETC.)

SEC. 315.51. *Payment to corporations or unincorporated associations.*—A savings bond registered in the name of a private corporation or an unincorporated association will be paid to such corporation or unincorporated association upon request for payment on its behalf by a duly authorized officer thereof. The signature to the request should be in the form, for example, "The Jones Coal Company, a corporation, by William A. Smith, president," or "The Lotus Club, an unincorporated association, by John Jones, treasurer." A request for payment so signed and duly certified will ordinarily be accepted without further proof of the officer's authority.

SEC. 315.52. *Payment to partnerships.*—A savings bond registered in the name of a partnership will be paid upon a request for payment signed by a general partner. The signature to the request should be in the form "Smith and Jones, a partnership, by John Jones, a general partner." A request for payment so signed and duly certified will ordinarily be accepted as sufficient proof that the person signing the request is duly authorized.

SEC. 315.53. *Payment to other organizations (churches, hospitals, homes, schools, etc.).*—A savings bond registered in the name of a church, hospital, home, school, or similar institution without reference in the registration to the manner in which it is organized, governed, or title to its property is held, will be paid upon a request for payment signed on behalf of such institution by an authorized representative. For the purpose of this section, a request for payment signed by a pastor of a church, superintendent of a hospital, president of a college, or by any official generally recognized as having authority to conduct the financial affairs of the particular institution, will ordinarily be accepted without further proof of his authority. The signature to the request should be in the form, for example, "Shriners' Hospital for Crippled Children, St. Louis, Missouri, by William A. Smith, superintendent," or "St. Mary's Roman Catholic Church, Albany, New York, by John Jones, pastor."

SEC. 315.54. *Reissue in name of trustee for investment purposes.*—A savings bond held by a church, hospital, home, school, or similar institution, whether or not incorporated, may be reissued upon appropriate request in the name of a bank or trust company as trustee under an agreement with such organization,

under which the bank or trust company holds the funds of the organization, in whole or in part, in trust, for the purpose of investing and reinvesting the principal and paying the income to the corporation or association.

SEC. 315.55. *Reissue or payment to successors of corporations, unincorporated associations, or partnerships.*—A savings bond registered in the name of a private corporation, an unincorporated association or a partnership which has been succeeded by another corporation, unincorporated association or partnership by operation of law or otherwise, as the result of merger, consolidation, reincorporation, conversion, reorganization, or in any manner whereby the business or activities of the original organization are continued without substantial change, will be paid to, or reissued in the name of, the succeeding organization upon appropriate request on its behalf and satisfactory proof of lawful successorship.

SEC. 315.56. *Reissue or payment on dissolution.*—

(a) *Corporations.*—A savings bond registered in the name of a private corporation which is in process of dissolution will be paid to the authorized representative of the corporation upon a duly executed request for payment supported by satisfactory evidence of the representative's authority. Upon the termination of dissolution proceedings such bonds may be reissued in the names of those persons, other than the creditors, entitled to the assets of the corporation, to the extent of their respective interests, upon the duly executed request of the authorized representative of the corporation and upon proof of compliance with all statutory provisions governing the voluntary dissolution of such corporation, and that the persons in whose names reissue is requested are entitled and have agreed to such reissue. If the dissolution proceedings are had under the direction of a court, proof of the authority of the representative and of the persons entitled to distribution must consist of certified copies of orders of the court.

(b) *Partnerships.*—A savings bond registered in the name of a partnership which has been dissolved by death or withdrawal of a partner, or in any other manner, will be paid to or reissued in the names of the persons entitled thereto as the result of such dissolution to the extent of their respective interests, upon their request supported by satisfactory evidence of their title, including proof that the debts of the partnership have been paid or properly provided for.

SUBPART Q—STATES, PUBLIC CORPORATIONS, AND PUBLIC BOARDS, COMMISSIONS, AND OFFICERS

SEC. 315.57. *In names of States, public corporations, and public boards.*—A savings bond registered in the name of a State or of a county, city, town, village, or other public corporation or in the name of a public board or commission, will be paid upon a request signed in the name of such State, corporation, board, or commission by a duly authorized officer thereof. A request for payment so signed and duly certified will ordinarily be accepted without further proof of the officer's authority.

SEC. 315.58. *In names of public officers.*—A savings bond registered in the title, without the name of an officer of a State or public corporation, such as a county, city, town, or village, will be paid upon request for payment signed by the designated officer. The fact that the request for payment is signed and duly certified will ordinarily be accepted as sufficient proof that the person signing is the incumbent of the designated office.

SUBPART R—FURTHER PROVISIONS

SEC. 315.59. *Regulations prescribed.*—These regulations are prescribed by the Secretary of the Treasury as governing United States savings bonds issued under the authority of section 22 of the Second Liberty Bond Act, as amended, and pursuant to the various Department Circulars offering such bonds for sale. The provisions of these regulations with respect to bonds registered in the names of certain classes of individuals, fiduciaries, and organizations are equally applicable to bonds to which such individuals, fiduciaries, and organizations are otherwise shown to be entitled under these regulations. The provisions of Treasury Department Circular No. 300, as amended, have no application to savings bonds.

SEC. 315.60. *Preservation of rights.*—Nothing contained in these regulations shall be construed to limit or restrict any existing rights which holders of savings bonds heretofore issued may have acquired under the circulars offering such bonds for sale, or under the regulations in force at the time of purchase.

SEC. 315.61. *Additional proof—bond of indemnity.*—The Secretary of the Treasury, in any case arising under these regulations, may require such additional proof as he may consider necessary or advisable in the premises; and may require a bond of indemnity with satisfactory sureties, or an agreement of indemnity, in any case where he may consider such a bond or agreement necessary for the protection of the interests of the United States.

SEC. 315.62. *Correspondence, certificates, notices, and forms—presentation and surrender.*—The Chicago Office of the Bureau of the Public Debt of the Treasury Department (536 South Clark Street, Chicago 5, Illinois) is charged with all matters relating to United States savings bonds after their original issue, and within that office transactions under these regulations are largely conducted by the Division of Loans and Currency, at the same address. In the same connection the Federal Reserve Banks, as fiscal agents of the United States, and their branches are utilized. Correspondence in regard to any transactions with respect to United States savings bonds within the scope of these regulations, certificates of court, and other certificates required hereunder, notices of intention to redeem and the like (which must be in writing), and any other appropriate forms or documents, should be addressed accordingly (and, where necessary, the bonds should be presented and surrendered therewith), except that any specific instructions given elsewhere in this circular for addressing particular transactions should be observed, and in any such instances the term "Federal Reserve Bank" shall include any branch of a Federal Reserve Bank. Notices or documents not so submitted, or on file in the Treasury Department elsewhere than with the Bureau of the Public Debt will not be recognized. Appropriate forms for use in connection with transactions may be obtained from any Federal Reserve Bank or branch, or from the Bureau of the Public Debt, Division of Loans and Currency, at the Chicago address.

SEC. 315.63. *Supplements, amendments, or revisions.*—The Secretary of the Treasury may at any time, or from time to time, prescribe additional, supplemental, amendatory, or revised rules and regulations governing United States savings bonds.

JOHN W. SNYDER,
Secretary of the Treasury.

Exhibit 21.—Offering of Series H United States savings bonds

[Department Circular No. 905. Public Debt]

TREASURY DEPARTMENT,
Washington, May 21, 1952.

SEC. 332.1. *Offering of bonds.*—The Secretary of the Treasury, pursuant to the authority of the Second Liberty Bond Act, as amended (31 U. S. C. 757c), offers for sale to the people of the United States, on and after June 1, 1952, United States savings bonds of Series H (hereinafter referred to as bonds of Series H). This offering of bonds will continue until terminated by the Secretary of the Treasury.

SEC. 332.2. *Description.*—Bonds of Series H will be issued only in registered form. See section 332.6 for information concerning registration. They will be issued at par in denominations of \$500, \$1,000, \$5,000, and \$10,000. Each bond will bear the facsimile signature of the Secretary of the Treasury, and will bear an imprint of the Seal of the Treasury Department. At the time of issue, the issuing agent will inscribe on the face of each bond the name and address of the owner and the name of the coowner or beneficiary, if any; will enter the issue date of the bond; and will imprint the agent's dating stamp (to show the date the bond is actually inscribed). A bond of Series H shall be valid only if an authorized issuing agent receives payment therefor, duly inscribes, dates, and stamps the bond, and delivers it to the purchaser or his agent.

SEC. 332.3. *Term.*—A bond of Series H will be dated as of the first day of the month in which payment of the issue price is received by an agent authorized to issue the bonds. This date is the issue date and the bond will mature 9 years and 8 months from such issue date. The issue date should not be confused with the date appearing in the issuing agent's stamp, which indicates the date the bond is actually inscribed. The bonds may not be called for redemption by the Secretary of the Treasury prior to maturity, but any bond of Series H may be redeemed

AT PAR prior to maturity, after 6 months from the issue date, at the owner's option.

SEC. 332.4. *Interest.*—Bonds of Series H will be issued at par, and will bear interest from the issue date payable semiannually by check drawn to the order of the registered owner or coowners, beginning six months from issue date, with the final interest payment for the period from 9 years and 6 months to the date of maturity. Interest payments will be based on a graduated scale of amounts (as shown in the table at the end of this circular) which have been fixed to afford an investment yield of approximately 3 percent per annum compounded semiannually, if the bonds are held to maturity; if the owner exercises his option to redeem a bond prior to maturity, the yield will be less. Interest will cease at maturity, or in case of redemption before maturity, at the end of the interest period next preceding the date of redemption, except that, if the date of redemption falls on an interest payment date, interest will cease on that date.

SEC. 332.5. *Taxation.*—Interest on bonds of Series H is not exempt from income or profits taxes now or hereafter imposed under the Internal Revenue Code or laws amendatory or supplementary thereto. The bonds shall be subject to estate, inheritance, gift, or other excise taxes, whether Federal or State, but shall be exempt from all taxation now or hereafter imposed on the principal or interest thereof by any State, or any of the possessions of the United States, or by any local taxing authority.

SEC. 332.6. *Registration.*—(a) *Authorized forms.*—Bonds of Series H may be registered only in the names of natural persons (that is, individuals), whether adults or minors, in their own right, as follows: (1) in the name of one person; (2) in the names of two (but not more than two) persons as coowners; and (3) in the name of one person payable on death to one (but not more than one) other designated person. Full information regarding authorized forms of registration and rights thereunder will be found in the regulations currently in force governing United States savings bonds.

(b) *Restrictions.*—Only residents of the United States (which for the purposes of this section shall include the Territories, insular possessions, and the Canal Zone), citizens of the United States temporarily residing abroad, and nonresident aliens employed in the United States by the Federal Government or an agency thereof may be named as owners, coowners, or designated beneficiaries of bonds of Series H issued pursuant to this circular, or of authorized reissues thereof, except that such persons may name as coowners or beneficiaries of their bonds American citizens permanently residing abroad or nonresident aliens who are not citizens of enemy nations. American citizens permanently residing abroad and nonresident aliens who become entitled to bonds of Series H under the regulations governing United States savings bonds,¹ by right of survivorship or otherwise, will not be entitled to reissue but will have the right (1) to retain the bonds without change of registration, (2) to receive interest thereon, and (3) to receive payment thereof either at or before maturity.

SEC. 332.7. *Limitation on holdings.*—The amount of bonds of Series H originally issued during any one calendar year that may be held by any one person at any one time shall not exceed \$20,000 (maturity value), computed in accordance with the provisions of the regulations governing United States savings bonds.

SEC. 332.8. *Nontransferability.*—Bonds of Series H will not be transferable, and will be payable only to the owner named thereon, except in case of death or disability of the owner or as otherwise specifically provided in the regulations governing savings bonds, and in any event only in accordance with said regulations. Accordingly, after they are duly issued they may not be sold, discounted, hypothecated as collateral for a loan or the performance of a service, or disposed of in any manner other than as provided in the regulations governing savings bonds, and, except as provided in said regulations, the Treasury Department will recognize only the inscribed owner, during his lifetime, and thereafter his estate or heirs.

SEC. 332.9. *Purchase of bonds.*—(a) *Agencies.*—Bonds of Series H may be purchased only at Federal Reserve Banks and branches, and at the Treasury Department, Washington 25, D. C. Customers of commercial banks and trust companies may be able to arrange for the purchase of such bonds through such institutions, but only the Federal Reserve Banks and branches and the Treasury Department are authorized to act as official agencies, and the date of receipt of

¹ See Department Circular No. 530, current revision.

application and payment at an official agency will govern the dating of the bonds issued.

(b) *Issue prices.*—The issue prices of bonds of Series H of the various denominations will be the par amount thereof as follows: \$500, \$1,000, \$5,000, and \$10,000.

(c) *Application.*—In applying for bonds under this circular, care should be taken to furnish: (1) instructions for registration of the bonds to be issued, which must be in one of the authorized forms (see sec. 332.6 (a)); (2) the post office address of the owner; (3) the address for delivery of the bonds; and (4) the address for mailing interest checks. The application should be forwarded to a Federal Reserve Bank or branch, or to the Treasurer of the United States, Washington 25, D. C., accompanied by a remittance to cover the purchase price as shown in subsection (b) hereof. Any form of exchange, including personal checks, will be accepted, subject to collection. Checks or other forms of exchange should be drawn to the order of the Federal Reserve Bank or the Treasurer of the United States, as the case may be. Checks payable by endorsement are not acceptable. Any depository qualified pursuant to the provisions of Treasury Department Circular No. 92 Revised (31 CFR Part 203) will be permitted to make payment by credit for bonds applied for on behalf of its customers up to any amount for which it shall be qualified in excess of existing deposits, when so notified by the Federal Reserve Bank of its district.

(d) *Postal savings.*—Subject to regulations prescribed by the Board of Trustees of the Postal Savings System, the withdrawal of postal savings deposits will be permitted for the purpose of purchasing bonds of Series H.

SEC. 332.10. *Delivery of bonds.*—Authorized issuing agencies will deliver bonds of Series H either in person, or by mail at the risk and expense of the United States, at the address given by the purchaser, but only within the United States, its Territories and insular possessions, and the Canal Zone.² No mail deliveries elsewhere will be made. If purchased by citizens of the United States temporarily residing abroad, the bonds will be delivered at an address in the United States, or held in safekeeping, as the purchaser may direct.

SEC. 332.11. *Interim receipts.*—Until such time as definitive bonds of Series H are ready for issue, purchasers of the bonds will receive interim receipts, which may be exchanged for definitive bonds when available. No interest will be payable on interim receipts as such, but the bonds issued in exchange for interim receipts will have the same issue dates as the corresponding interim receipts, and interest will accrue on the bonds from such issue dates. In order to avoid delay in the receipt of the first interest payment on bonds of Series H, the interim receipts should be submitted to the issuing agency for exchange as soon as possible after the bonds become available.

SEC. 332.12. *Safekeeping.*—Bonds of Series H will be held in safekeeping without charge by the Secretary of the Treasury if the holder so desires, and in such connection the facilities of the Federal Reserve Banks,³ as fiscal agents of the United States, and those of the Treasurer of the United States, will be utilized. Arrangements may be made for such safekeeping at the time of purchase, or subsequently.

² During any war emergency the Treasury may suspend deliveries to be made at its risk and expense from or to the continental United States and its Territories, insular possessions, and the Canal Zone, or between any of such places.

³ Safekeeping facilities may be offered at some branches of Federal Reserve Banks, and in such connection an inquiry may be addressed to the branch.

SEC. 332.13. *Lost, stolen, or destroyed bonds.*—If a bond of Series H is lost, stolen, or destroyed a substitute may be issued or payment may be obtained upon identification of the bond and proof of its loss, theft, or destruction. The owner should keep a description of his bonds by series, denomination, serial number, and name of coowner or beneficiary, if any, apart from the bonds, and in case of loss, theft, or destruction should immediately notify the Bureau of the Public Debt, Division of Loans and Currency, 536 South Clark Street, Chicago 5, Illinois, briefly stating the facts and describing the bonds. Full instructions for obtaining substitute bonds or payment will then be given.

SEC. 332.14. *Payment or redemption.*—(a) *General.*—A bond of Series H will be redeemed AT PAR, in whole or in part (in the amount of an authorized denomination or multiple thereof), at the option of the owner, at any time after 6 months from the issue date, but only on the first day of a calendar month and upon one calendar month's notice in writing of desire to redeem by the owner. The request for payment of the bond must be executed and certified in accordance with the provisions of the applicable regulations. The presentation of the bond (with the request for payment duly executed) will be accepted as notice. Payment will be made following presentation of the bond to (1) a Federal Reserve Bank or branch, (2) the Bureau of the Public Debt, Division of Loans and Currency, 536 South Clark Street, Chicago 5, Illinois, or (3) the Treasury Department, Washington 25, D. C. Formal notice to be effective, must be received by one of the above agencies and the bond must be presented to the same agency not less than 20 days before the redemption date fixed by the notice.

(b) *Disability or death.*—In case of the disability of the registered owner, or the death of the registered owner not survived by a coowner or a designated beneficiary, instructions should be obtained from a Federal Reserve Bank or branch, or the Bureau of the Public Debt, Division of Loans and Currency, 536 South Clark Street, Chicago 5, Illinois, before the request for payment is executed.

SEC. 332.15. *General provisions.*—(a) *Regulations.*—All bonds of Series H issued pursuant to this circular shall be subject to the regulations prescribed from time to time by the Secretary of the Treasury to govern United States savings bonds. The present regulations are set forth in Treasury Department Circular No. 530, copies of which may be obtained on application to the Treasury Department or to any Federal Reserve Bank or branch.

(b) *Reservation as to issue of bonds.*—The Secretary of the Treasury reserves the right to reject any application for bonds of Series H, in whole or in part, and to refuse to issue or permit to be issued hereunder any such bonds in any case or any class or classes of cases if he deems such action to be in the public interest, and his action in any such respect shall be final.

(c) *Fiscal agents.*—Federal Reserve Banks and branches, as fiscal agents of the United States, are authorized to perform such services as may be requested of them by the Secretary of the Treasury in connection with the issue, delivery, safekeeping, redemption, and payment of savings bonds of Series H and they may issue interim receipts pending delivery of the definitive bonds.

(d) *Reservation as to terms of circular.*—The Secretary of the Treasury may at any time or from time to time supplement or amend the terms of this circular, or of any amendments or supplements thereto.

JOHN W. SNYDER,
Secretary of the Treasury.

UNITED STATES SAVINGS BONDS—SERIES H

TABLE OF CHECKS ISSUED AND INVESTMENT YIELDS

Table showing: (1) Amount of interest checks paid on United States savings bonds of Series H, by denominations, on each interest payment date following issue; (2) the approximate investment yield on the face value from issue date to each interest payment date; and (3) the approximate investment yield on the face value from each interest payment date to maturity. Yields are expressed in terms of rate percent per annum, compounded semiannually.

Face value	(Maturity value Redemption value ¹ Issue price.....)	\$500 500 500	\$1,000 1,000 1,000	\$5,000 5,000 5,000	\$10,000 10,000 10,000	Approximate investment yield on face value	
Period of time bond is held after issue date	(1) Amount of interest check for each denomination				(2) From issue date to each interest payment date		(3) From each interest payment date to maturity ²
					Percent	Percent	
1/2 year.....	\$2.00	\$4.00	\$20.00	\$40	0.80	3.13	
1 year.....	6.25	12.50	62.50	125	1.65	3.18	
1 1/2 years.....	6.25	12.50	62.50	125	1.93	3.22	
2 years.....	6.25	12.50	62.50	125	2.07	3.27	
2 1/2 years.....	6.25	12.50	62.50	125	2.15	3.34	
3 years.....	6.25	12.50	62.50	125	2.21	3.41	
3 1/2 years.....	6.25	12.50	62.50	125	2.25	3.49	
4 years.....	6.25	12.50	62.50	125	2.28	3.58	
4 1/2 years.....	8.50	17.00	85.00	170	2.40	3.60	
5 years.....	8.50	17.00	85.00	170	2.49	3.63	
5 1/2 years.....	8.50	17.00	85.00	170	2.57	3.66	
6 years.....	8.50	17.00	85.00	170	2.63	3.69	
6 1/2 years.....	8.50	17.00	85.00	170	2.69	3.74	
7 years.....	8.50	17.00	85.00	170	2.73	3.81	
7 1/2 years.....	8.50	17.00	85.00	170	2.77	3.91	
8 years.....	8.50	17.00	85.00	170	2.81	4.07	
8 1/2 years.....	8.50	17.00	85.00	170	2.84	4.36	
9 years.....	8.50	17.00	85.00	170	2.87	5.10	
9 1/2 years.....	8.50	17.00	85.00	170	2.89	10.37	
9 years and 8 months (maturity).....	8.50	17.00	85.00	170	3.00		

¹ At all times, except that bond is not redeemable during first 6 months.

² Approximate investment yield for entire period from issuance to maturity is 3 percent per annum.

Obligations Guaranteed by the United States

Exhibit 22.—Partial redemption, before maturity, of 2½ percent war housing insurance fund debentures, Series H (ninth call)

[Department Circular No. 895. Public Debt]

TREASURY DEPARTMENT,
Washington, October 1, 1951.

To Holders of 2½ Percent War Housing Insurance Fund Debentures, Series H:

I. NOTICE OF CALL FOR PARTIAL REDEMPTION, BEFORE MATURITY, OF 2½ PERCENT WAR HOUSING INSURANCE FUND DEBENTURES, SERIES H

The Federal Housing Commissioner, with the approval of the Secretary of the Treasury, has issued the following notice of call for partial redemption and offer to purchase with respect to 2½ percent war housing insurance fund debentures, Series H:

"Pursuant to the authority conferred by the National Housing Act (48 Stat. 1246; U. S. C., title 12, sec. 1701 et seq.) as amended, public notice is hereby given that 2½ percent war housing insurance fund debentures, Series H, of the denominations and serial numbers designated below, are hereby called for redemption, at par and accrued interest, on January 1, 1952, on which date interest on such debentures shall cease:

2½ percent war housing insurance fund debentures, Series H

Denomination	Serial numbers (All numbers inclusive)
\$50.....	3238 to 3444
100.....	8933 to 9803
500.....	4248 to 4431
1,000.....	9848 to 10670
5,000.....	263 to 596
10,000.....	6118 to 7822

"The debentures first issued as determined by the issue dates thereof were selected for redemption by the Commissioner, Federal Housing Administration, with the approval of the Secretary of the Treasury.

"No transfers or denominational exchanges in debentures covered by the foregoing call will be made on the books maintained by the Treasury Department on or after October 1, 1951. This does not affect the right of the holder of a debenture to sell and assign the debenture on or after October 1, 1951, and provision will be made for the payment of final interest due on January 1, 1952, with the principal thereof to the actual owner, as shown by the assignments thereon.

"The Commissioner of the Federal Housing Administration hereby offers to purchase any debentures included in this call at any time from October 1, 1951, to December 31, 1951, inclusive, at par and accrued interest, to date of purchase.

"Instructions for the presentation and surrender of debentures for redemption on or after January 1, 1952, or for purchase prior to that date will be given by the Secretary of the Treasury."

II. TRANSACTIONS IN NINTH-CALLED DEBENTURES

1. The debentures included in the foregoing notice of call for partial redemption on January 1, 1952, are hereby designated ninth-called 2½ percent war housing insurance fund debentures, Series H, and are hereinafter referred to as ninth-called debentures.

2. Transfers and denominational exchanges in ninth-called debentures will terminate at the close of business on September 30, 1951.

III. REDEMPTION OR PURCHASE

1. Holders of ninth-called debentures will be entitled to have such debentures redeemed and paid at par on January 1, 1952, with interest in full to that date, at the rate of \$12.50 per \$1,000. Interest on ninth-called debentures will cease on January 1, 1952.

2. Holders of ninth-called debentures have the privilege of presenting such debentures at any time from October 1 to December 31, 1951, inclusive, for purchase at par and accrued interest, at the rate of \$0.067935 per \$1,000 per day from July 1, 1951, to date of purchase.

IV. RULES AND REGULATIONS GOVERNING REDEMPTION AND PURCHASE

1. The United States Treasury Department is the agent of the Federal Housing Commissioner for the redemption and purchase of ninth-called debentures. In accordance with regulations adopted by the Federal Housing Commissioner and approved by the Secretary of the Treasury, the assignment, redemption, and purchase of ninth-called debentures will be governed by the general regulations of the Treasury Department with respect to United States bonds and notes, so far as applicable, except as otherwise provided herein.

2. Ninth-called debentures presented for redemption on January 1, 1952, or for purchase from October 1 to December 31, 1951, inclusive, must be assigned by the registered payee or assignee thereof or by their duly constituted representatives in the form indicated in paragraph 3 of this section, and should thereafter be presented and surrendered to any Federal Reserve Bank or to the Division of Loans and Currency, Treasury Department, Washington 25, D. C., accompanied by appropriate written advice. (Use Form PD 2308 attached hereto.) The debentures must be delivered at the expense and risk of the holders. (See paragraph 8 of this section.) In all cases checks in payment of principal and final interest will be mailed to the address given in the form of advice accompanying the debentures when surrendered.

3. If the registered payee or an assignee holding under proper assignment from the registered payee desires that payment be made to him, the debentures should be assigned by such payee or assignee or by a duly constituted representative to "The Federal Housing Commissioner for redemption" or to "The Federal Housing Commissioner for purchase," according to whether the debentures are to be presented for redemption on January 1, 1952, or for purchase prior to that date. If it is desired for any reason that payment be made to some other person without intermediate assignment, the debentures should be assigned to "The Federal Housing Commissioner for redemption (or purchase) for the account of -----," inserting the name and address of the person to whom payment is to be made.

4. An assignment in blank or other assignment having similar effect will be recognized, but in that event payment will be made to the person surrendering the debenture for redemption or purchase since, under such an assignment, the debenture becomes in effect payable to bearer. Assignments in blank or assignments having similar effect should be avoided, if possible, in order not to lose the protection afforded by registration.

5. Final interest on any ninth-called debentures, whether purchased prior to or redeemed on or after January 1, 1952, will be paid with the principal in accordance with the assignments on the debentures surrendered.

6. All assignments must be made on the debentures themselves unless otherwise directed by the Treasury Department. Detached assignments will be recognized and accepted in any particular case in which the use of detached assignments is specifically authorized by the Treasury Department. Any assignment not made upon the debenture is considered a detached assignment.

7. A ninth-called debenture registered in the name of, or assigned to, a corporation, will be paid to such corporation on or after January 1, 1952, upon an appropriate assignment for that purpose executed on behalf of the corporation by a duly authorized officer thereof. An assignment so executed and duly attested in accordance with Treasury Department regulations will ordinarily be accepted without proof of the officer's authority. In all cases coming under this provision payment will be made only by check drawn to the order of the corporation. Proof of the authority of the officer assigning on behalf of a corporation will be required, in accordance with the general regulations of the Treasury Department, in the case of assignments for purchase prior to January 1, 1952, and in case of assignments for redemption on or after January 1, 1952, for the account of any person other than the corporation.

8. Debentures presented for redemption or purchase under this circular must be delivered to a Federal Reserve Bank or to the Division of Loans and Currency, Treasury Department, Washington 25, D. C., at the expense and risk of the holder. Debentures bearing restricted assignments may be forwarded by registered mail, but debentures bearing unrestricted assignments should be forwarded by registered mail insured or by express prepaid.

9. In order to facilitate the redemption of ninth-called debentures on January 1, 1952, any such debenture may be presented and surrendered in the manner herein prescribed in advance of that date but not before December 1, 1951. Such early presentation by holders will insure prompt payment of principal and interest when due.

V. GENERAL PROVISIONS

1. Any further information which may be desired regarding the redemption of ninth-called debentures under this circular may be obtained from any Federal Reserve Bank or from the Division of Loans and Currency, Treasury Department, Washington 25, D. C., where copies of the Treasury Department's regulations governing assignments may be obtained.

2. As fiscal agents of the United States, Federal Reserve Banks are authorized and requested to perform any necessary acts under this circular. The Secretary of the Treasury may at any time or from time to time prescribe supplemental and amendatory rules and regulations governing the matters covered by this circular, which will be communicated promptly to the registered owners of ninth-called debentures.

E. H. FOLEY,

Acting Secretary of the Treasury.

Exhibit 23.—Summary of information contained in circulars pertaining to calls for partial redemption, before maturity, of insurance fund debentures

During the fiscal year 1952 there were five calls for partial redemption, before maturity, of insurance fund debentures. The first circular, covering the ninth call for partial redemption of Series H war insurance fund debentures, is shown as exhibit 22. The other four circulars have been omitted but the general rules and regulations contained in the omitted circulars are the same, with the exception of the applicable dates, as those shown in exhibit 22. The essential details contained in the circulars are summarized in the following table.

Summary of information contained in circulars pertaining to insurance fund debentures called for redemption during the fiscal year 1952

	2½ percent war housing insurance fund debentures, Series H		2¾ percent mutual mortgage insurance fund debentures, Series E		2½ percent mutual mortgage insurance fund debentures, Series K, first call
	Ninth call	Tenth call	Eighth call	Ninth call	
Department circular covering call.....	No. 895, Oct. 1, 1951.....	No. 904, Apr. 2, 1952.....	No. 896, Oct. 1, 1951.....	No. 902, Apr. 2, 1952.....	No. 903, Apr. 2, 1952.....
Redemption date.....	Jan. 1, 1952.....	July 1, 1952.....	Jan. 1, 1952.....	July 1, 1952.....	July 1, 1952.....
Serial numbers called by denominations:					
\$50.....	3,238-3,444.....	722-813, 3,446-3,525.....	71-122.....	123-230.....	1.....
\$100.....	8,933-9,803.....	9,804-10,508.....	225-433.....	434-837.....	1-2.....
\$500.....	4,248-4,431.....	809-882, 4,433-4,525.....	98-155.....	156-276.....	1.....
\$1,000.....	9,848-10,670.....	3,843-4,102, 10,671-11,098.....	303-478.....	479-772.....	1-2.....
\$5,000.....	263-596.....	597-839.....	50-132.....	133-309.....	1-2.....
\$10,000.....	6,118-7,822.....	3,286-4,651, 7,823-7,850.....	38-74.....	75-109.....	
Final date for transfers or denominational exchanges (but not for sale or assignment).....	Sept. 30, 1951.....	Mar. 31, 1952.....	Sept. 30, 1951.....	Mar. 31, 1952.....	Mar. 31, 1952.....
Redemption on call date, amount paid at par with interest in full at rate of.....	\$12.50 per \$1,000.....	\$12.50 per \$1,000.....	\$13.75 per \$1,000.....	\$13.75 per \$1,000.....	\$12.50 per \$1,000.....
Presentation for purchase prior to call date:					
Period.....	Oct. 1-Dec. 31, 1951.....	Apr. 1-June 30, 1952.....	Oct. 1-Dec. 31, 1951.....	Apr. 1-June 30, 1952.....	Apr. 1-June 30, 1952.....
Amount paid at par and accrued interest at rate of.....	\$0.067935 per \$1,000 per day from July 1, 1951, to date of purchase.....	\$0.068681 per \$1,000 per day from Jan. 1, 1952, to date of purchase.....	\$0.074728 per \$1,000 per day from July 1, 1951, to date of purchase.....	\$0.075549 per \$1,000 per day from Jan. 1, 1952, to date of purchase.....	\$0.068681 per \$1,000 per day from Jan. 1, 1952, to date of purchase.....

Public Debt Management

Exhibit 24.—Statement by Secretary of the Treasury Snyder before the Subcommittee on General Credit Control and Debt Management of the Joint Committee on the Economic Report, March 10, 1952

The hearings which are beginning this morning represent the culmination of a number of months of intensive study and preparation of replies to the questions raised by your Subcommittee. Anyone who has worked on this complex project cannot help but be impressed with the scope and searching nature of the questions which were asked. In our already heavy work schedules, it was not easy to find the time to set down the pros and cons of the many issues presented for generalized discussion in the questionnaire. In view of the importance of the study, however, we felt that time must be found; and I am very glad that we were able to give full and considered replies to all of the questions submitted to us.

I believe that everyone who reads the written replies received by the Subcommittee will feel, as I do, that the body of material which you have assembled will be of great value in the field of debt management and monetary policy for many years to come. Not one point of view, but many points of view—I am almost tempted to say, all points of view—seem to have been elicited by the Subcommittee in the written answers to the various questionnaires which were sent out. A policy record, in the most fundamental sense, is not only a record of decisions made and actions taken—it is a record of appraisals, of conclusions, and of judgments. Those who replied to the Subcommittee's questionnaires, it seems to me, have attempted to be fully responsive in this fundamental sense.

In our own case, we found in replying to the questionnaire that it was often difficult to reconstruct past events in the context of the times when they took place. In our swiftly moving economy, circumstances are always changing, and our views as to appropriate actions and policies must change with them. There would be little purpose in trying to reconstruct the background of important actions in the past unless the details gave us added ability to plan our future course wisely. This is true, I believe, with respect to the subjects which will be covered in the present hearings. In answering the questionnaire submitted earlier by the Subcommittee, therefore, I have gone into considerable detail as to the reasons why the Treasury took certain actions at certain times; what we hoped to accomplish by them and what—viewed retrospectively—we did accomplish.

It will be of particular value, I feel, for the public to become better acquainted with the nature of the responsibilities with which the various agencies have been charged by the Congress—and the relation of practical policies to the fulfillment of these responsibilities. This represents, in my view, a most important part of the study which the Subcommittee is undertaking. I should like to take a few minutes, therefore, to comment briefly on the nine general economic objectives which the Treasury Department seeks to further through the use of the powers which have been given to it by the Congress. These objectives, which are described more fully in the answer to question 2, are as follows:

1. TO MAINTAIN CONFIDENCE IN THE CREDIT OF THE UNITED STATES GOVERNMENT

This is the basic objective of all Treasury policies; and, at the present time, it is the cornerstone of the financial soundness of this country, and a vital factor in the defense effort of the entire free world. In the broadest sense, safeguarding the credit of the Government depends upon our ability as a Nation to keep our free enterprise economy healthy and growing, and to use our governmental instruments wisely in promoting this end.

2. TO PROMOTE REVENUE AND EXPENDITURE PROGRAMS WHICH OPERATE WITHIN THE FRAMEWORK OF A FEDERAL BUDGET POLICY APPROPRIATE TO ECONOMIC CONDITIONS

Through action of Congress and by executive decisions, the budget is subject to constant change; and it is of the utmost importance that revenue and expenditure programs be kept appropriate to changing economic circumstances. The Treasury and the Bureau of the Budget work closely with the President and with the Congress to further this end.

3. TO GIVE CONTINUING ATTENTION TO GREATER EFFICIENCY AND LOWER COSTS OF GOVERNMENTAL OPERATIONS

I consider this objective a continuing obligation, not only of the Treasury Department, but of every Department and agency in the Government. Both within the Department and in association with other branches of the Government, the Treasury carries on continuing programs aimed at providing maximum service on the part of the Government at the lowest possible cost to the taxpayers.

4. TO DIRECT OUR DEBT MANAGEMENT PROGRAMS TOWARD (a) COUNTERING ANY PRONOUNCED INFLATIONARY OR DEFLATIONARY PRESSURES, (b) PROVIDING SECURITIES TO MEET THE CURRENT NEEDS OF VARIOUS INVESTOR GROUPS, AND (c) MAINTAINING A SOUND MARKET FOR UNITED STATES GOVERNMENT SECURITIES

Success in achieving these specific objectives of debt management is essential to the maintenance of confidence in the credit of the United States Government. Many of the questions sent to us by the Subcommittee related to problems and actions in the area of debt management. The Treasury has attempted to give the fullest possible replies to these questions; and I am hopeful that the hearings will provide a forum in which these fundamental matters of national financial policy can be thoroughly explored.

5. TO USE DEBT POLICY COOPERATIVELY WITH MONETARY-CREDIT POLICY TO CONTRIBUTE TOWARD HEALTHY ECONOMIC GROWTH AND REASONABLE STABILITY IN THE VALUE OF THE DOLLAR

The importance of this objective, I feel, is self-evident. It is a primary goal of both Treasury and Federal Reserve policy, and an important part of public economic policy in general, as expressed in the Employment Act of 1946.

In addition to these five economic objectives of Treasury policy, there are other objectives which we keep constantly in mind. These are:

6. TO CONDUCT THE DAY-TO-DAY FINANCIAL OPERATIONS OF THE TREASURY SO AS TO AVOID DISRUPTIVE EFFECTS IN THE MONEY MARKETS AND TO COMPLEMENT OTHER ECONOMIC PROGRAMS

7. TO HOLD DOWN THE INTEREST COST OF THE PUBLIC DEBT TO THE EXTENT THAT THIS IS CONSISTENT WITH THE FOREGOING OBJECTIVES

8. TO ASSIST IN SHAPING AND COORDINATING THE FOREIGN FINANCIAL POLICY OF THE UNITED STATES

9. TO MANAGE THE GOLD AND SILVER RESERVES OF THE COUNTRY IN A MANNER CONSISTENT WITH OUR OTHER DOMESTIC AND FOREIGN POLICY OBJECTIVES

Each one of these specific objectives is important in itself; and, generally, a number of them must be considered together in framing a practical program which will further our basic goals of maintaining the confidence of the public in the debt obligations of the Government and promoting the economic well-being of the Nation.

The present hearings, I feel, will provide an excellent opportunity for furthering public understanding of the responsibilities and policy objectives which I have just summarized. They are discussed at greater length—and in relation to many different situations—in the answers to the questionnaire.

It is my further hope that the Subcommittee will give careful consideration to the possibilities which I have brought forward in the answer to question 10, relating to the creation of a top-level advisory group to the President on broad questions of monetary and fiscal policy. In that question, it was suggested that a small consultative and discussion group be created within the Government. This group might consist of the Secretary of the Treasury, the Chairman of the Board of Governors of the Federal Reserve System, the Director of the Budget, the Chairman of the Council of Economic Advisers to the President, and the Chairman of the Securities and Exchange Commission. From time to time, the heads of other agencies (both permanent and special agencies) might be added to the group, as various problems arise. This group would serve two major purposes.

First, by regular and periodic meeting and discussion among the heads of the agencies having to do with fiscal and monetary policies, differences of opinion would become less likely to develop. A group of this nature would do much to achieve accord before discord arises. Second, the means would be provided for informal discussions with the President on broad questions of monetary and fiscal policy. The advisory group could report to the President—preferably on an informal and confidential basis—as often as desired.

It is my present intention to recommend to the President that he consider the creation of a national council along the lines which I have just described, with advisory authority in the area of monetary and fiscal policy. Prior to doing so, however, I should like to obtain the views of the Subcommittee as to the advisability—the pros and cons—of such a step. I am looking forward with great interest, therefore, to the discussion of this matter in the hearings, and to your own deliberations with regard to it.

The question of a national council which would act as an advisory group with respect to monetary and fiscal policy brings up another matter which I hope the Subcommittee will find time to consider from all angles. In question 9 of the questionnaire sent to me, a discussion of the relationship between the President and the Federal Reserve System was called for. In answering this question, I indicated my opinion that it was desirable for the Federal Reserve System to retain its independent status. I expressed further, however, my strong feeling that it is natural, proper, and desirable for the President to seek to settle disputes by having all of the interested parties sit around a table to discuss their differences, in the interests of coordination. This, it seems to me, represents the essence of independence—that the President and the Board should have both the right and the duty to discuss the problems with each other, on the basis of a free interchange of views.

The Joint Committee on the Economic Report is in a very good position to help obtain the kind of cooperation and cohesiveness of policy which we need to emphasize constantly in all branches of Government. This is because the Committee has the responsibility for looking at the economic problems involved from every point of view. You are not concerned solely with revenues, for example, or with expenditures, or with appropriations; rather it is your unique function among the committees of Congress to appraise the whole complex of measures and programs having a significant influence on the economic well-being of the country.

Because of our appreciation of this fact, we have given special attention to the questions requesting general views. Right now, however, we are faced with a practical financing problem which must be worked out in the immediate future; and I should like to discuss with you briefly how a problem of this sort, in practice, ties in with the more general considerations which govern Treasury policy.

On the basis of the estimates in the President's budget, as much as \$10 billion of the defense program may have to be financed by additional borrowing from the public before the end of the present calendar year. The budget is, of course, subject to revision as the year progresses, and particularly as we see how the expenditure program shapes up. Whatever the final figures turn out to be, however, the amounts which we shall have to borrow will be substantial.

Earlier in this statement, I noted that the general goals of our debt management programs are (a) countering any pronounced inflationary or deflationary pressures, (b) providing securities to meet the current needs of various investor groups, and (c) maintaining a sound market for United States Government securities. These objectives are the guides which we use in arriving at policies which are appropriate to current economic conditions.

The difficulties of this procedure in practice, however, and the many balanced judgments which are involved, could not be better illustrated than by our present situation. As I have stated, we may have to borrow as much as \$10 billion in new money from the public before the end of this calendar year; and it is generally agreed that these funds should be obtained to the greatest extent possible outside of the commercial banking system. From this point forward, however, we must proceed on the basis of a careful analysis of the many conflicting factors in the immediate outlook. There is no single, simple approach which will solve the entire problem for us.

To begin with, we must be constantly watchful with respect to the development of inflationary or deflationary tendencies. There appears to be a lull, at present, in inflationary pressures; but it would be imprudent to give less than full weight to the inflationary implications of our large defense program and of the deficit

financing operations which will have to be undertaken in connection with it. For some time to come, defense production will draw heavily on our physical resources; and the existence of a significant deficit will add to the supply of funds available for spending or saving.

In the second place, we must take account of the fact that our present borrowing program will have to be geared to a set of circumstances which are unlike those experienced in connection with any previous large-scale borrowing operations. In contrast to the World War II situation, for example, a large sector of industry and trade is engaged in substantially normal operations; including operations—such as capital expenditure programs—which draw on investment funds. When we found it necessary to borrow large sums of money early in World War II, moreover, the Government's debt was much smaller than it is now, both in absolute terms and in relation to the size of the economy. Today, our Government debt accounts for almost half of all the debt obligations in the country, public and private; including—in addition to Federal securities—bonds of State and local governments, obligations of private corporations, mortgages, bank loans, consumer installment paper, etc. Public debt obligations represent an important part of the assets of our financial institutions, of numerous business corporations, and of millions of individuals and families throughout the Nation.

Against this background, the practical meaning of the broad objectives of debt management which I outlined earlier becomes clear. It is evident that we must use great care to maintain an atmosphere which will be favorable not only to the purchase of new Government securities, but to the retention of current holdings—and particularly, of course, the holdings of nonbank investors. To maintain investor confidence, inflationary or deflationary tendencies must be countered, and sound conditions must be maintained in the market for United States Government securities. To sell the greatest possible amount of securities outside of the commercial banking system, issues must be provided which will meet investor needs. Each one of the general requirements of a sound debt management program, therefore, is seen to have a direct application to our present problem.

In order to formulate a program suited to the current situation, the Treasury—as it has done in connection with each important financing operation in the past—has been making extensive analyses of the money and investment markets; it has been discussing the problems on a continuing basis with representatives of the Federal Reserve System; and it has been conducting a series of informal conferences and discussions (in which the Federal Reserve participates) with representatives of leading investor and financial groups and others during recent weeks.

While I have found general agreement, as I noted earlier, on the need for securing the necessary amounts from nonbank investors, there is a wide divergence of views on how we ought to go about securing the funds; and there are differences of opinion, also, as to measures which should be taken outside the area of debt management to maintain stability in the price structure and in the economy generally.

These differences of opinion are to be expected. The problems involved are extremely complex; they are all interrelated; and they all touch on major aspects of public economic policy affecting wide areas of the economy.

When we review all of these facts in the Treasury, and evaluate them in terms of the problem at hand, the situation seems to us to add up to these conclusions:

It is essential for the well-being of the country that the Treasury and the Federal Reserve continue to work in the closest cooperation. Both agencies are in wholehearted agreement on this matter. There is no substitute for working together on the important problems which we shall have to solve jointly if the fundamental strength and productive power of the American economy are to be maintained. I feel that an advisory council of the sort which I have discussed with the committee today would be of help in broadening the scope of cooperation. The spirit of cooperative effort, however, is the essence of the matter.

The prospect of substantial deficit financing in the period immediately ahead underscores the importance of the broad economic objectives of the Treasury, and particularly of debt management policy. The Treasury has succeeded during the postwar period in reducing the proportion of the public debt held by the commercial banking system from 42 percent at the peak of World War II financing to 33 percent at the present time. It has succeeded in maintaining savings bond ownership not only at the wartime peak, but at a figure which is now close to \$58 billion—\$9 billion higher than the amount held at the close of World War II

financing. Our deficit financing program must conserve these gains—and it must add to them.

For these reasons, the Treasury places great emphasis on the need for prudence with respect to policies which affect the Federal debt. As the Subcommittee's questionnaires brought out so clearly, a governmental agency does not operate in the field of abstract theory; full account must be given at all times to the practical implications of the policies and programs undertaken. The opportunity which the present hearings will provide for a discussion of measures appropriate to our present situation will, I am convinced, make a most important contribution to public understanding of the problems now confronting us.

Taxation Developments

Exhibit 25.—Miscellaneous revenue legislation enacted during the Eighty-second Congress

EIGHTY-SECOND CONGRESS, FIRST SESSION¹

Public Law 72, July 3, 1951, authorizes the transfer in bond of vodka of any proof by pipeline from receiving cisterns in a distillery direct to storage tanks in an internal revenue bonded warehouse located on or contiguous to the bonded premises where produced. Thus vodka is accorded the same privilege as gin, a comparable product.

Public Law 73, July 5, 1951, permits the transfer of fortifying spirits of 160° of proof or more by pipeline from storage tanks in a bonded warehouse located off the premises of the producing distillery to the fortification rooms of a contiguous winery, thus simplifying and facilitating the transfer of fortifying spirits.

Public Law 76, July 11, 1951, substantially reenacts World War II emergency legislation to permit the use of beverage distilled spirits for industrial purposes in connection with the synthetic rubber phase of the national preparedness program. The legislation is effective for a period of 5 years after the date of its enactment.

Public Law 78, July 12, 1951, excludes from the tax imposed by the Federal Insurance Contributions Act service performed by certain agricultural workers imported from Mexico pursuant to arrangements between the United States and Mexico in accordance with Title V of the Agricultural Act of 1949 as amended by Public Law 78.

Public Law 82, July 23, 1951, eliminates the retroactive feature of Section 251 (j) of the Internal Revenue Code. Section 251 (j), enacted by the Revenue Act of 1950, subjects to the Federal income tax the compensation of citizens of the United States who are employees of the United States or any agency thereof and who are working in the United States possessions. The Revenue Act of 1950 was passed September 23, 1950, but was made effective with respect to compensation received for taxable years beginning after December 31, 1949. Public Law 82 makes the tax effective for taxable years beginning after December 31, 1950.

Public Law 124, August 24, 1951, exempts from the admissions tax a member of the Armed Forces of the United States in uniform when admitted free of charge to movies, theatres, sporting events, and other places subject to the admissions tax. This restores the exemption provided during World War II.

Public Law 140, September 1, 1951, extends for 4 years, until June 30, 1957, the applicability of the excise tax on sugar.

Public Law 145, September 14, 1951, confers upon the Secretary of the Treasury the power to subpoena witnesses and documentary evidence for hearings in connection with denials and revocations of industrial alcohol permits similar to the power now vested in the Secretary with respect to beverage liquor permits under the Federal Alcohol Administration Act. It also authorizes the Secretary to grant an extension of time (but not beyond November 15, 1951) for filing the income tax return of any corporation subject to the excess profits tax for a taxable year ending after June 30, 1950, and before February 1, 1951, notwithstanding the six months limitation provided in the Code.

¹ For other miscellaneous revenue laws also enacted during the first session of the Eighty-second Congress, see the 1951 annual report, p. 510.

Public Law 157, October 1, 1951, extends the war termination date from March 31, 1951, to March 31, 1952, for purposes of the performance of certain acts with respect to ship construction reserve funds. Thus, in effect, the time within which certain deposits in construction reserve funds established under the Merchant Marine Act of 1936, as amended, may be committed for the construction or acquisition of new vessels without loss of the tax deferment benefits provided by Section 511 of such act is extended to September 30, 1952.

Public Law 161, October 10, 1951, exempts from the rectification tax of 30 cents per proof gallon certain blends of pure straight whiskies and certain blends of pure fruit brandies, when reduced to as low as 80 proof instead of 90 proof as under prior law.

Public Law 166, October 10, 1951, corrects a technical defect in the Excess Profits Act relating to marine insurance companies and mutual fire insurance companies exclusively issuing either perpetual policies or policies for which the sole premium charged is a single deposit refundable upon cancellation or expiration of the policy. These companies are given the same treatment with respect to inclusion of their reserves in the computation of equity capital as other insurance companies which are taxable under the provisions of Section 204 of the Internal Revenue Code.

Public Law 251, October 31, 1951, liberalizes prior law relating to the non-recognition of gain if property is compulsorily or involuntarily converted into property similar or related in service or use to the property converted, or into money which is reinvested in property similar or related in service or use to the property converted. It eliminates the requirement of prior law that the taxpayer must trace the proceeds from the converted property into the replacement property. Thus, Public Law 251 provides relief for taxpayers who promptly acquire replacement property before receipt of the proceeds from the converted property. Appropriate adjustments to the basis of the property acquired are also provided. This liberalization is effective with respect to both taxable years ending after December 31, 1950, and also any taxable year ending prior to January 1, 1951, in which any gain was realized upon conversion of the property and disposition of such converted property occurred after December 31, 1950.

Public Law 251 also changes the effective date for repeal of the manufacturers' excise tax on electric heating pads, provided for by the Revenue Act of 1951, from November 1, 1951, to April 1, 1952.

Public Law 255, November 2, 1951, amends the Narcotic Drugs Import and Export Act and the internal revenue laws relating to narcotics and marihuana, so as to provide more stringent and more uniform penalties for serious violations of these laws.

EIGHTY-SECOND CONGRESS, SECOND SESSION

Public Law 342, May 15, 1952, relating to the rehabilitation of Federal prisons, permits the Attorney General to accept gifts or bequests of money to the "Commissary Funds, Federal Prisons," which gifts or bequests are to be deemed gifts or bequests to or for use of the United States for the purpose of Federal income, estate, and gift taxes (as amended by Public Law 473, July 9, 1952).

Public Law 352, May 21, 1952, exempts all unperforated microfilm from the 20 percent excise tax on photographic apparatus, thus according such film the same tax exemption which is provided for other commercially used film by the Revenue Act of 1951.

Public Law 353, May 21, 1952, imposes a tax on the making of sawed-off shotguns thus subjecting shotguns so produced to the tax and control provided by the National Firearms Act. Under the law prior to the passage of Public Law 353, only the transfer of a weapon so produced could result in violation of the act. In addition, the provisions of the National Firearms Act are extended to the Territories of Alaska and Hawaii.

Public Law 355, May 22, 1952, relieves from the rectification tax of 30 cents a proof gallon vodka produced by rectifiers by treating pure spirits in the same manner as such spirits are authorized to be treated in producing vodka at registered distilleries. In the latter case, distillers are not liable for the rectification tax.

Public Law 361, May 23, 1952, exempts from the stock transfer tax and bond transfer tax all transfers of certificates of stock or bonds to a trustee or public officer, made pursuant to a statutory requirement, either Federal or State, to secure the performance of an obligation, if such transfer is accompanied by a certificate setting forth the facts. Public Law 361 also exempts a retransfer to

the transferor if accompanied by the required information certificate. Prior thereto, a transfer of stocks or bonds to a trustee or public officer which involved a transfer of legal title as distinguished from a mere deposit resulted in tax liability.

Public Law 386, June 10, 1952, repeals the Alaska railroads tax, effective with respect to taxable years ending after date of enactment of Public Law 386. The Alaska railroads tax provided for a Federal tax of one percent on the gross annual income of all railroad corporations doing business in Alaska on business done in Alaska. The proceeds of such tax were ultimately turned over to the Treasurer of the Territory of Alaska to be used for general territorial purposes.

Public Law 391, June 12, 1952, extends to coconut oil derived from copra originating in the Trust Territory of the Pacific Islands the same exemption from the additional processing tax of 2 cents per pound which was previously provided with respect to coconut oil derived from copra originating in the Philippine Islands or in any possession of the United States.

Public Law 456, July 7, 1952, which revises the bankruptcy law and its administration would, insofar as it affects the collection of taxes due the Government, alter the relative priority of debts contracted after confirmation of an arrangement over those debts provable in the arrangement proceeding, in the event the confirmation is set aside. Under the prior law, debts contracted after confirmation of an arrangement would, in the event the arrangement were set aside, have had priority and have been paid in full in advance of the payment of debts which were provable in the arrangement proceeding. Under the new law, in the event of an ensuing bankruptcy proceeding, the debts contracted after confirmation of the arrangement will share on a parity with the prior unsecured debts of the same classes, and for such purposes the prior unsecured debts will be deemed to be reduced to the amounts respectively provided for therein in the arrangement, less any payment made thereunder. The new statute also provides that costs of administration, including taxes, in a strict bankruptcy proceeding which succeeds a rehabilitation proceeding under the bankruptcy act, are payable ahead of unpaid costs of administration in the superseded rehabilitation proceedings. Heretofore those costs have been on a parity.

Public Law 465, July 8, 1952, increases from 15 percent to 20 percent of adjusted gross income the maximum amount allowed to an individual as a deduction for charitable contributions. It also excludes from the gross income of a corporation primarily engaged in furnishing sports programs the amounts derived from its conduct of a sports program where the proceeds thereof are turned over to the American National Red Cross pursuant to a written agreement by the taxpayer to conduct the program exclusively for the benefit of the American National Red Cross.

Public Law 468, July 8, 1952, extends to 1952 income the method of taxing life insurance companies provided for 1951 income by the Revenue Act of 1951.

Public Law 471, July 9, 1952, provides that for the two taxable years beginning after 1952, the place of residence of a Member of Congress within the State, congressional district, Territory, or possession which he represents in Congress shall be considered to be his home for purposes of determining his ordinary and necessary business expenses, including traveling expenses while away from home in the pursuit of a trade or business (including amounts expended for meals and lodging), subject to a \$3,000 limitation per year for living expenses. Public Law 471 also disallows as a deduction to a taxpayer other than a bank, bad debts owed by any political party or organization which accepts contributions or makes expenditures for the purpose of influencing or attempting to influence Federal, State, or local elections.

Public Law 535, July 14, 1952, continues for another year, until the close of June 30, 1953, the suspension of duties and import taxes on metal scrap, except lead scrap.

Public Law 539, July 14, 1952, provides that the basis of property subject to an allowance for depreciation shall not be reduced by excessive allowances for depreciation which have not resulted in tax benefit. The amendment is retroactive to taxable years ending after December 31, 1931, subject to the taxpayer's exercise of an appropriate election for past taxable years.

Public Law 567, July 16, 1952, amends section 112 (n) of the Code for the benefit of members of the Armed Forces. Section 112 (n) defers recognition of gain upon the sale by an individual of his principal residence provided that he acquires and uses a replacement residence within a specified time before or after the sale. The amendment provides that the period within which the replacement residence must be acquired and used will be suspended while the individual is on extended

active service with the Armed Forces of the United States after the date of sale of his old residence and before January 1, 1954, except that such period shall not exceed four years after sale of the old residence. Public Law 567 also provides that nothing in Reorganization Plan No. 26 of 1950 or Reorganization Plan No. 1 of 1952 shall be construed to impair any right or remedy, including trial by jury, to recover any internal revenue tax or penalty erroneously collected, and that any reference in the statutes, rules, or regulations to an action against a collector of internal revenue to recover such tax or penalty, shall be deemed to refer to the officer succeeding the collector under Reorganization Plan No. 1 of 1952.

Public Law 576, July 17, 1952, exempts from the tax on bowling alleys and billiard and pool tables any bowling alley, billiard table, or pool table maintained exclusively for the use of members of the Armed Forces on any property owned, reserved, or used by, or otherwise acquired for the use of the United States if no charge is made for their use.

Public Law 586, July 17, 1952, known as the "long-range shipping bill," makes a number of changes governing use of tax-deferred construction reserve funds, as follows: (a) permits the use of deposits in the construction reserve fund for the reconstruction or reconditioning of vessels, or the discharge of purchase-money indebtedness, as well as for the construction or acquisition of vessels, now authorized; (b) extends from two to three years, the time within which deposits in a construction reserve fund must be expended or obligated to secure tax deferment, applicable with respect to deposits made after enactment of the act; and (c) permits granting additional extensions of the period within which certain deposits in construction reserve funds may be expended or obligated, until March 31, 1953, ending not later than September 30, 1953, in order to secure tax deferment (this provision being similar to Public Law 571, July 16, 1952). The new statute also permits recomputation of the life expectancy of reconstructed or reconditioned subsidized vessels jointly by the Maritime Commission and the Treasury Department, the depreciation deposits in the capital reserve fund being adjusted accordingly; and in the case of a voluntary deposit of earnings by a subsidized operator after December 31, 1950, allows interest on a refund of Federal taxes resulting from such deposit only for the period after approval of the deposit by the Maritime Commission.

Public Law 587, July 17, 1952, authorizes and directs the Secretary of the Treasury, pursuant to regulations promulgated by the President, to enter into an agreement with any State or Territory, providing for compliance by Federal departments or agencies with the law of any such State or Territory requiring employers to withhold tax from the compensation of their employees, subject to the following limitations: (1) such statute must apply generally to residents of the taxing jurisdiction; (2) withholding is permitted only with respect to Federal employees whose regular place of employment is within the taxing jurisdiction; and (3) withholding is not permitted with respect to compensation of members of the Armed Forces of the United States.

Public Law 589, July 17, 1952, provides that in determining the taxability to an employee of a distribution made by a qualified trust under a qualified stock bonus, pension, or profit sharing plan, the amount distributed shall not include net unrealized appreciation in securities of the employer corporation attributable to the amount contributed by the employee. It also provides that such net unrealized appreciation and the resulting adjustments to basis of such securities shall be determined in accordance with regulations prescribed by the Secretary of the Treasury.

Public Law 594, July 21, 1952, contains three amendments to the excess profits tax provisions and an amendment to the Revenue Act of 1951 with respect to the effective date of amendments extending percentage depletion in the case of certain minerals. The three excess profits tax amendments provide: (1) recognition, in computing the earnings credit of subsidized shipping companies, of earnings deposited in reserve funds provided for under Section 607 of the Merchant Marine Act of 1936, to the extent that the base period deposits of earnings exceed the deposits of earnings for the taxable year; (2) revision of the earnings credit of a manufacturing company, which uses copper and zinc as the primary raw materials and meets certain qualifications, to a modified "growth" alternative; and (3) adjustments of the earnings credit of a corporation so as to add base period losses from operations of separate branch which qualifies under the statute, to the extent that such losses exceed the losses attributable to the same branch in the current year. The amendment to the percentage depletion provisions of the Revenue Act of 1951 would make such provisions effective on and after Janu-

ary 1, 1951, instead of taxable years beginning after December 31, 1950, thus extending the benefits of such provisions to fiscal year taxpayers as of January 1, 1951.

International Financial and Monetary Developments

Exhibit 26.—Report of activities of the National Advisory Council on International Monetary and Financial Problems, April 1, 1951, to September 30, 1951 (published February 1952)

[House Document No. 353, 82d Congress, 2d session]

LETTER OF TRANSMITTAL

To the Congress of the United States:

I am transmitting herewith, for the information of the Congress, a report of the National Advisory Council on International Monetary and Financial Problems covering its operations from April 1, 1951, to September 30, 1951, and describing, in accordance with section 4 (b) (5) of the Bretton Woods Agreements Act, the participation of the United States in the International Monetary Fund and the International Bank for Reconstruction and Development for the above period.

HARRY S. TRUMAN.

THE WHITE HOUSE, *February 14, 1952.*

REPORT OF ACTIVITIES OF THE NATIONAL ADVISORY COUNCIL ON INTERNATIONAL MONETARY AND FINANCIAL PROBLEMS, APRIL 1 TO SEPTEMBER 30, 1951

I. ORGANIZATION OF THE COUNCIL

STATUTORY BASIS

The National Advisory Council on International Monetary and Financial Problems was established by the Congress in the Bretton Woods Agreements Act (59 Stat. 512, 22 U. S. C., sec. 286b), approved July 31, 1945. The Bretton Woods Agreements Act was amended, and the Council given certain additional duties, by the Foreign Assistance Act of 1948 and amendments thereto (62 Stat. 137, 141, 145, 151; 22 U. S. C., secs. 286b (a), 1509 (c), 1513 (b) (6)), and by 63 Stat. 439; 12 U. S. C., sec. 24, 22 U. S. C., secs. 286k-1, 286k-2, which also amended the National Bank Act.¹

REPORTS

Since its first meeting on August 21, 1945, the Council has submitted 14 formal Reports, including two Special Biennial Reports on the operations and policies of the International Monetary Fund and the International Bank.² The present Report covers the activities of the Council from April 1 to September 30, 1951.

MEMBERSHIP

The members of the Council, according to law, during the period under review, were the following:

The Secretary of the Treasury, John W. Snyder, Chairman.

The Secretary of State, Dean Acheson.

The Secretary of Commerce, Charles Sawyer.

The Chairman of the Board of Governors of the Federal Reserve System, William McChesney Martin, Jr.

The Chairman of the Board of Directors of the Export-Import Bank, Herbert E. Gaston.

The Administrator for Economic Cooperation, William C. Foster.³

By agreement the following served as Alternates:

Willard L. Thorp, Assistant Secretary of State for Economic Affairs.

Raymond C. Miller, Acting Assistant Secretary of Commerce.
M. S. Szymczak, member of the Board of Governors of the Federal Reserve System.

¹ The relevant portions of these acts are presented in appendix A of the semiannual Report of the Council for the period October 1, 1950-March 31, 1951 (H. Doc. No. 239, 82d Cong., 1st sess.).

² Previous Reports of the Council are listed in H. Doc. 239, 82d Cong., 1st sess., op cit.

³ Mr. Foster resigned, effective September 23, 1951, as ECA Administrator and Mr. Richard M. Bissell, Jr., who had been Deputy Administrator since October 1950, was appointed Acting ECA Administrator.

Hawthorne Arey, Vice Chairman of the Board of Directors of the Export-Import Bank.

Richard M. Bissell, Jr., Deputy Administrator, Economic Cooperation Administration.⁴

C. Dillon Glendinning is the Secretary of the Council.

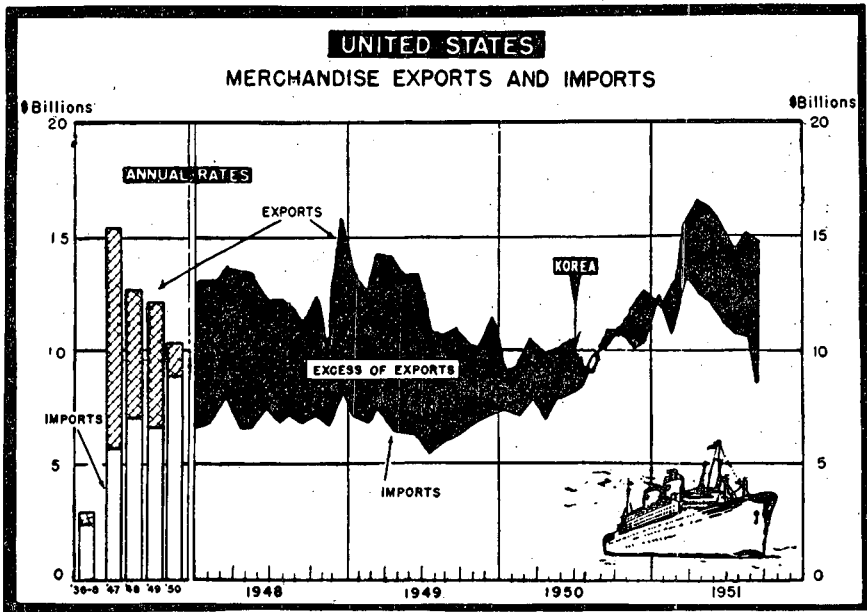
The United States Executive Directors of the International Monetary Fund, Frank A. Southard, Jr., and of the International Bank for Reconstruction and Development, William McChesney Martin, Jr., and their Alternate, John S. Hooker, regularly attended the meetings of the Council.

II. TRADE AND PAYMENTS DEVELOPMENTS—APRIL THROUGH SEPTEMBER 1951

FOREIGN TRADE

Throughout the April–September 1951 period, merchandise exports continued at a high level, approximating an annual rate of 15.4 billion

Chart A



dollars as against a comparable 12.6 billion dollars for the preceding 6 months. However, imports at an annual rate of 10.9 billion dollars for the current period were about \$400,000,000 less (also at an annual rate) than in the previous 6 months.

The upsurge in foreign trade which began in the earlier period reached its peak in March–April 1951. Thereafter, the trend of both imports and exports moved downward, on a month-by-month basis, with exports falling by 10 percent and imports falling by 30 percent.

⁴ See footnote 3.

Total exports for the present period exceeded those of the earlier 6 months by 1.4 billion dollars, while imports decreased by \$204,000,000. Reflecting these diverse movements, the 2.2 billion dollar United States export surplus for the current period was appreciably higher than the \$606,000,000 figure reported for the 6 months ending March 31, 1951. Most of the increase can be traced directly to changes in the trade surplus or deficit position of the United States with the ERP countries and with Latin America. In the case of the ERP countries, a trade deficit of about 1.0 billion dollars with the United States in the earlier period expanded to over 1.5 billion dollars in the 6 months under review. In the latter period, the ERP countries accounted for more than two-thirds of the 2.2 billion dollar United States export surplus noted above.

The Latin-American Republics also participated appreciably in the accumulation of this surplus since, in the earlier period, the United States imported from Latin America approximately \$140,000,000 more than it exported, while in the 6 months ending September 30, 1951, comparable United States exports exceeded imports by about \$370,000,000.

TABLE I.—United States merchandise exports and imports

(In billions of dollars at annual rates)

Period	Exports	Imports	Period	Exports	Imports
1936-38.....	3.0	2.5	1950:		
1947.....	15.3	5.8	First quarter.....	9.5	7.6
1948.....	12.7	7.1	Second quarter.....	10.0	7.7
1949.....	12.0	6.6	Third quarter.....	9.8	9.5
1950.....	10.3	8.8	Fourth quarter.....	11.8	10.5
1948:			1951:		
First quarter.....	13.3	7.2	First quarter.....	13.3	12.1
Second quarter.....	12.9	6.8	April.....	16.5	12.3
Third quarter.....	11.7	6.9	May.....	16.2	12.2
Fourth quarter.....	12.7	7.5	June.....	15.5	11.2
1949:			July.....	14.2	10.7
First quarter.....	13.3	7.2	August.....	15.2	10.6
Second quarter.....	13.4	6.4	September.....	14.8	8.6
Third quarter.....	10.7	5.9			
Fourth quarter.....	10.5	7.0			

NOTE.—Exports include reexports; imports cover general imports.

Source: Department of Commerce.

Examining the year October 1950 through September 1951 on a quarterly basis, the April-June level of exports represented a peak exceeding the October-December 1950 level by 36 percent in value terms and 21 percent in volume terms. Both in terms of value and volume this peak was the highest since 1947. Exports in the July-September quarter were still high, but slightly lower than in the April-June quarter as exports of grain, cotton, and manufactures declined while coal exports increased.

The average quarterly level of imports reached a peak in the January-March quarter, declined slightly in the next quarter, and then dropped almost \$500 million or over 16 percent during the July-September quarter—an over-all decline affecting primarily coffee, wool, rubber, and tin. This decrease was in large measure due to the fact that stocks in bonded warehouses of wool, cotton, and some other commodities dropped sharply as earlier abnormally large entries into the warehouses were drawn upon.

Chart B

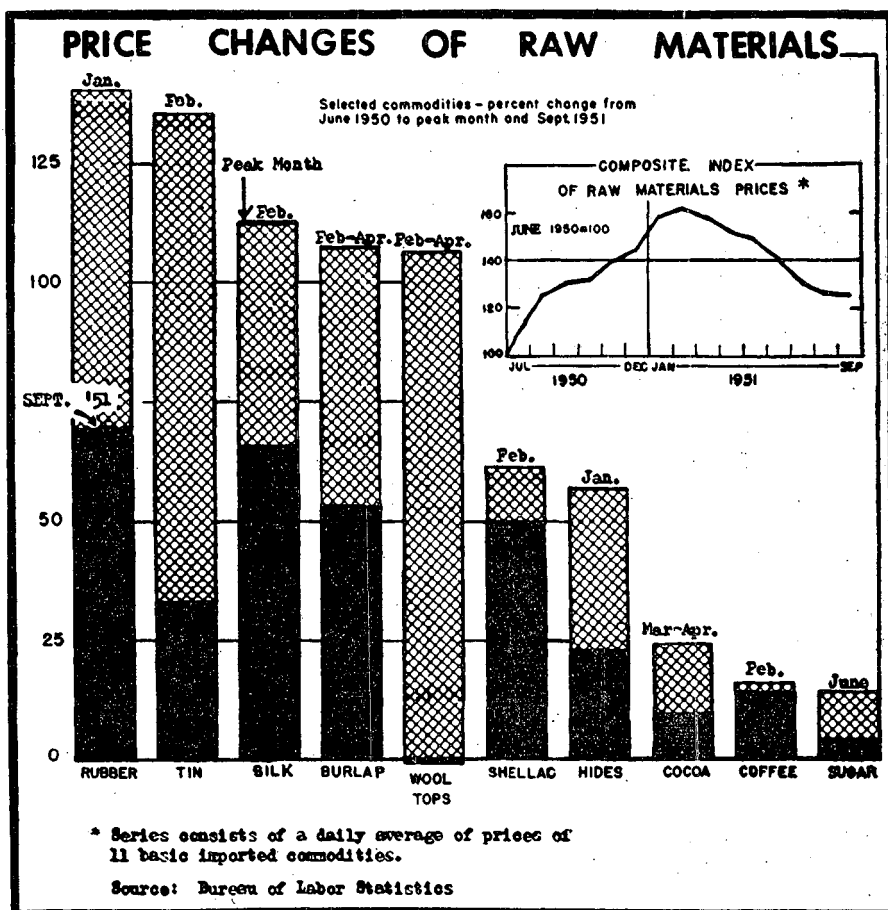


TABLE II.—Percentage changes in spot primary market prices of selected raw materials in United States markets: June 1950 to peak month and to September 1951

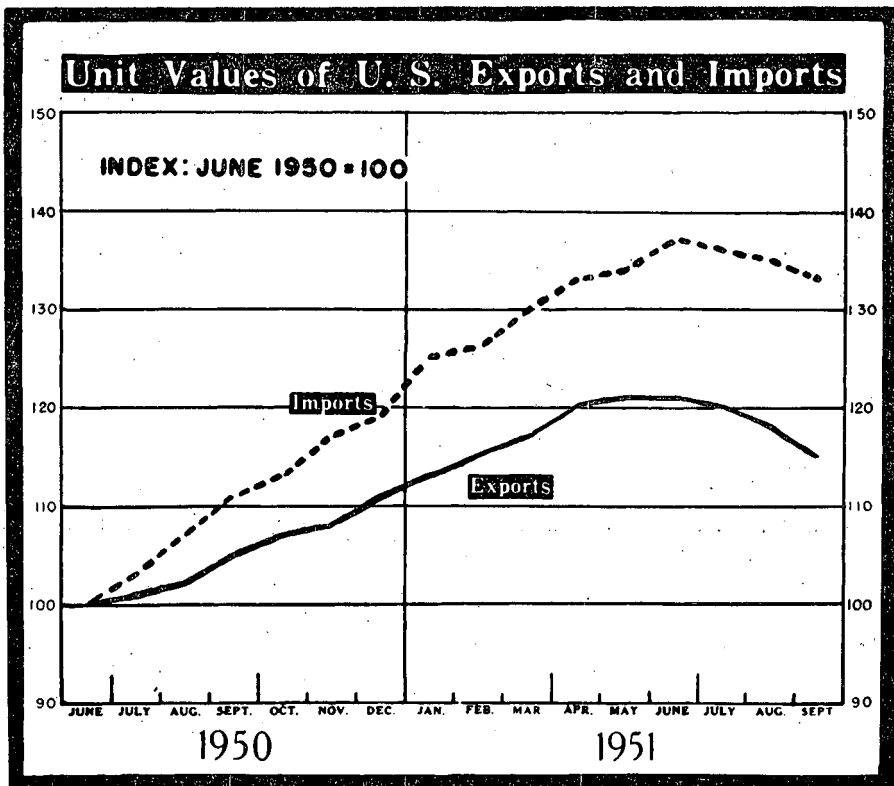
Commodity	Percentage change from June 1950 to—	
	Peak month	September 1951
Rubber.....	+140 (Jan. 1951).....	+69
Tin.....	+135 (Feb. 1951).....	+33
Silk.....	+113 (Feb. 1951).....	+66
Burlap.....	+107 (Feb.-Apr. 1951).....	+53
Wool tops.....	+106 (Feb.-Apr. 1951).....	-1
Shellac.....	+61 (Feb. 1951).....	+50
Hides.....	+57 (Jan. 1951).....	+23
Cocoa.....	+24 (Mar.-Apr. 1951).....	+10
Coffee.....	+16 (Feb. 1951).....	+14
Sugar.....	+14 (June 1951).....	+4

Source: Bureau of Labor Statistics.

TERMS OF TRADE

In the preceding NAC Report it was noted that the composite index of United States prices of 11 basic imported commodities had risen by almost 60 percent from June 1950 to March 1951. From the latter month to September 1951 the composite index dropped by about 25 percent, to a level slightly lower than in September 1950. By September 1951, wool, tin, rubber, burlap, and silk, which had shown the most spectacular advances, all declined sharply from the high points reached earlier in the year.

Chart C



Despite the decline in these import prices, the total monthly value index (weighted price average) for all United States imports was slightly higher in September 1951 than in March. This can be attributed to the fact that the proportion of raw material imports to total imports was relatively small during this period, and that semimanufactured imports (such as steel products and industrial chemicals) actually rose in price. On the other hand, a fall in the price of certain exports, particularly nonfood raw material components (which, however, do not make up a large segment of United States exports) resulted in a slight decline over the period in the unit value index for all United States exports.

As indicated in the accompanying table and chart, prices of United States imports have remained relatively higher than those of exports throughout the period since the outbreak of hostilities in Korea.

TABLE III.—Unit values of United States exports and imports

[Index: June 1950=100]

Period	Exports	Imports	Period	Exports	Imports
1950—June.....	100	100	1951—January.....	113	125
July.....	101	103	February.....	115	126
August.....	102	107	March.....	117	130
September.....	105	111	April.....	120	133
October.....	107	113	May.....	121	134
November.....	108	117	June.....	121	137
December.....	111	119	July.....	120	136
			August.....	118	153
			September.....	115	133

Source: Department of Commerce.

UNITED STATES GOVERNMENT FOREIGN AID

Despite a reduction in economic aid, increased expenditures under the Mutual Defense Assistance Program (MDAP) were sufficient to raise total utilized foreign aid for the period under review slightly above that of the previous 6 months. Thus total gross foreign aid amounted to 2.6 billion dollars compared to 2.5 billion dollars for the earlier period.

The intensified rearmament effort, noted above, resulted in an increase of over 42 percent in military assistance under MDAP, from about \$626,000,000 for the previous period to \$891,000,000 for the period under review. The North Atlantic area received the bulk of the MDAP shipments—more than two-thirds of the total for each period. For the April–June 1951 quarter, military assistance had increased to the point where it amounted to one-third of gross foreign aid extended by the United States Government, but shipments in the July–September quarter declined somewhat. Since the beginning of 1950, total MDAP assistance utilized has exceeded 1.7 billion dollars.

Total gross aid for the postwar period from July 1, 1945, to September 30, 1951, amounted to 34.4 billion dollars. Net foreign aid, which takes into account reverse grants and payments on credits, was 31.7 billion dollars for the same period—an annual average of approximately 5 billion dollars. As noted in an earlier Report of the Council, gross foreign aid for the 5-year wartime period (July 1, 1940, to June 30, 1945) amounted to 49.2 billion dollars (41.0 billion net).

The composition and form of wartime and postwar foreign aid differ somewhat. During World War II, lend-lease grant aid constituted the major portion of assistance. As the postwar period evolved, foreign aid passed through several phases. The first phase, which extended from July 1, 1945, to June 30, 1946, found grants, including UNRRA and military-civilian supply programs, in predominance. Loans and property credits provided the bulk of assistance during the second phase from July 1, 1946, to March 31, 1948. These included the loan to the United Kingdom, Export-Import Bank loans, and property credits extended by the Office of the Foreign Liquidation Commissioner. With congressional approval of the Foreign Assistance Act on April 3, 1948, postwar foreign aid entered its third phase with emphasis on assistance under the European Recovery Program. Aid rendered under that program has been provided mainly in the form of grants. A fourth phase commenced on October 6, 1949, with the inception of the Mutual Defense Assistance Program. Although the

preponderance of aid under the program was still on a grant basis, stress was laid on military-aid grants as distinct from the economic grants and credits of the previous periods. It also should be noted that the start of Point IV aid, primarily in the form of technical assistance, was authorized by the Foreign Assistance Act of 1950, in title IV, the act for International Development.

Chart D

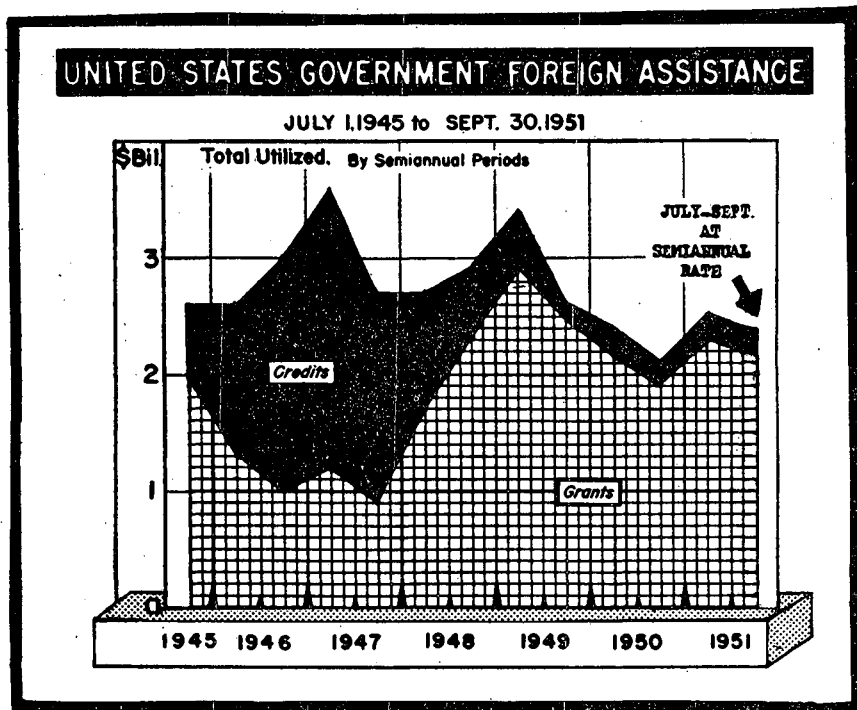


TABLE IV.—U. S. Government foreign assistance utilized, July 1, 1945, to September 30, 1951, by type

[In billions of dollars]

Period	Total	Grants	Credits
Postwar Total.....	34.4	23.4	11.0
1945—July–December.....	2.1	1.3	.9
1946—January–June.....	2.9	1.4	1.5
July–December.....	2.8	1.2	1.6
1947—January–June.....	3.4	1.1	2.3
July–December.....	2.8	1.0	1.8
1948—January–June.....	2.6	1.8	.8
July–December.....	3.1	2.5	.6
1949—January–June.....	3.5	2.9	.5
July–December.....	2.7	2.5	.2
1950—January–June.....	2.4	2.2	.3
July–December.....	2.3	2.0	.2
1951—January–June.....	2.6	2.4	.2
July–September.....	1.2	1.1	.1

Source: Department of Commerce.

For the entire postwar period, grants constituted about two-thirds of total United States Government assistance utilized by foreign countries.

TABLE V.—U. S. Government aid utilized under the Mutual Defense Assistance Program through Sept. 30, 1951

(In millions of dollars)

Period	Total	North Atlantic area	Greece, Turkey, and Iran	Other areas
Total MDAP Assistance.....	1,727.7	1,263.0	205.0	259.7
1951—July–September.....	435.4	332.4	39.6	63.4
April–June.....	455.4	327.5	62.9	65.0
January–March.....	322.3	216.3	39.7	66.3
1950—October–December.....	304.0	226.3	36.2	41.4
July–September.....	139.8	106.7	14.5	18.7
April–June.....	66.1	50.2	10.8	5.1
January–March.....	4.7	3.5	1.3	-----

NOTE.—Detail will not necessarily add to totals because of rounding.

Source: Department of Commerce.

GOLD MOVEMENTS AND GOLD RESERVES

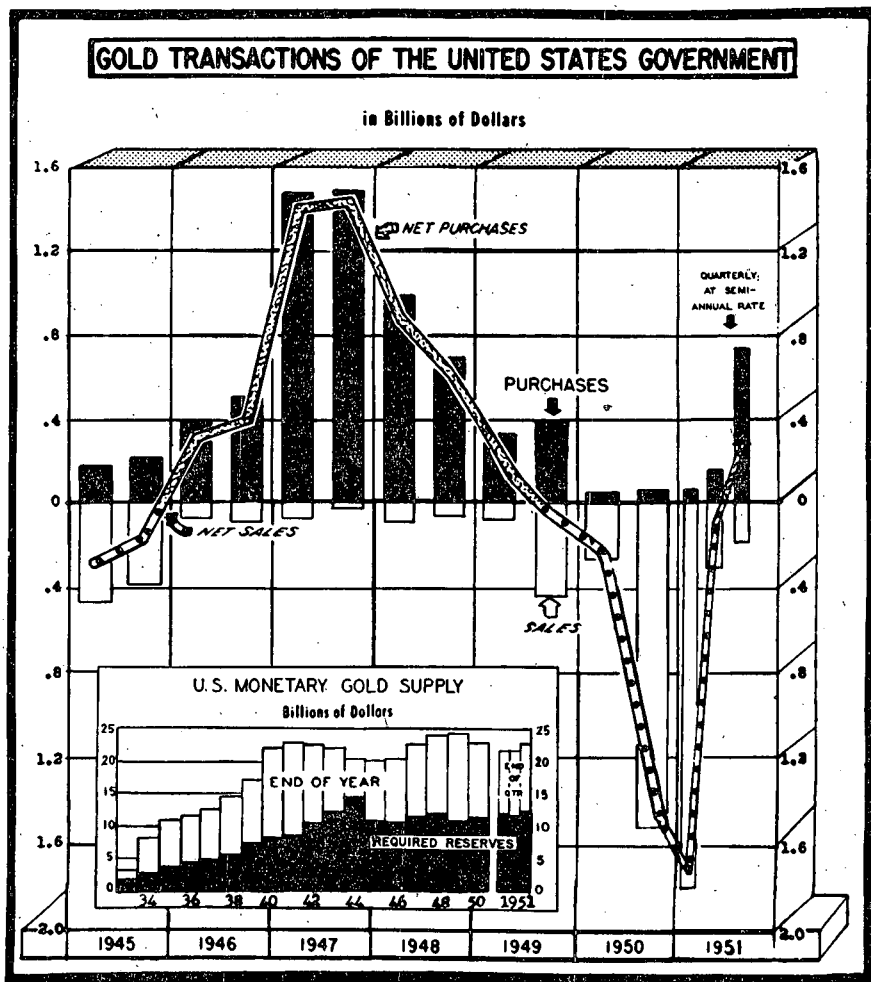
The preceding Report of the Council pointed out that the magnitude of gold sales by the United States increased during the first few months following the outbreak of hostilities in Korea, so that net gold sales during 1950 amounted to 1.7 billion dollars. Although sales were still heavy in the first quarter of 1951, the decline which started during that quarter continued during the following 3 months, with the result that net gold sales amounted to but slightly over \$55,000,000 for the quarter ending June 30, 1951. During the 3 months ending September 30, 1951, the direction of the gold flow was reversed, and the United States made net purchases of gold of almost \$300,000,000.

It may also be noted that, of the gold sold by the United States during the period under review, the equivalent of \$18,900,000 was acquired by seven countries for payments to the International Monetary Fund. The largest sale for this purpose, of \$17,000,000, was made to Sweden.

On September 30, 1951, estimated world gold reserves (excluding U. S. S. R.) totaled 36.0 billion dollars. United States holdings of 22.2 billion dollars constituted slightly over 60 percent of this total, and exceeded required reserves against currency in circulation and bank deposits by about 10.6 billion dollars. As noted above, gold purchased by the United States during the period under review substantially exceeded gold sales, which largely accounted for the \$300,000,000 increase in United States gold holdings.

ERP participants and the sterling area, primarily the United Kingdom, lost during the period an amount equivalent to the United States gain, which, however, only partially offset the increase in gold holdings since 1948-49. This recent loss in gold reserves is evidence

Chart E



of the deterioration in the balance-of-payments position of certain of the ERP participants and the sterling area whose exports of goods and services have fallen short of necessary imports by a margin which has not been completely covered by external assistance on United States Government and private account as well as private capital investment.

TABLE VI.—*Gold transactions of the U. S. Government, Jan. 1, 1945, through Sept. 30, 1951*

[In millions of dollars; net purchases +, net sales -]

Period	Pur- chases	Sales	Net pur- chases or sales
1945—January-June.....	180	463	-283
July-December.....	216	386	-170
1946—January-June.....	392	74	+318
July-December.....	509	106	+403
1947—January-June.....	1,478	74	+1,404
July-December.....	1,484	24	+1,460
1948—January-June.....	993	110	+883
July-December.....	699	72	+627
1949—January-June.....	338	96	+242
July-December.....	396	445	-49
1950—January-June.....	30	262	-232
July-December.....	42	1,535	-1,493
1951 ¹ —January-March.....	42	1,795	-1,753
April-June.....	191	302	-111
July-September.....	754	171	+583

¹ Semiannual rates.

Source: Treasury Department.

FOREIGN GOLD AND DOLLAR RESERVES

Total estimated foreign gold (excluding the U. S. S. R.) and short-term dollar holdings aggregated 19.5 billion dollars as of September 30, 1951, a net decrease of about \$130,000,000 during the 6-month period under review. However, such gold and dollar holdings had reached a figure of 19.8 billion dollars on June 30, 1951, the highest end-of-quarter level attained since June 1945. As indicated in the accompanying table, gold and short-term dollar holdings steadily declined from June 1945 to September 1949 (the time of the widespread devaluations), and then recovered by June 1951 to a level almost identical to that existing 6 years previously.⁵ The rise in holdings was checked during the third quarter of 1951, with total holdings declining by \$315,000,000.

TABLE VII.—*Estimated world gold reserves (excluding U. S. S. R.)*

[In billions of dollars]

End of period	Total	United States	ERP countries and ster- ling area	Canada and Latin America	All other
1945.....	33.8	20.1	9.1	3.1	1.5
1948.....	34.9	24.4	5.9	1.9	2.7
1949.....	35.4	24.6	6.0	2.1	2.7
1950.....	35.8	22.8	7.8	2.4	2.8
1951—March.....	35.8	21.9	8.4	2.7	2.8
June.....	35.9	21.9	8.5	2.7	2.8
September.....	36.0	22.2	8.2	2.7	2.9

Source: Board of Governors of the Federal Reserve System.

The pattern described above holds true not only for the total reserves of all foreign countries, but also for the major components of

⁵ The points of reference in this table are: The close of World War II (June 1945), the beginning of the European Recovery Program (March 1946), the main period of postwar devaluations (September 1949), the outbreak of hostilities in Korea (June 1950), the postwar high of foreign holdings of gold and dollars (June 1951), and the status of such holdings at the end of the period under review (September 1951).

ERP participating countries and Latin America. Some minor deviations from the general pattern are evident in the cases of Asia and Oceania and of Canada.

Despite the slight decline of the last quarter, total reserves as of September 30, 1951, were almost 5 billion dollars in excess of the low point reached in September 1949.

TABLE VIII.—*Estimated foreign gold and short-term dollar balances, at various dates, June 30, 1945, to Sept. 30, 1951, by area*

[In millions of dollars; data at end of month]

Area	1951		June 1950	September 1949	March 1948	June 1945
	September	June				
Total, All Areas ¹	19,497	19,812	16,557	14,657	15,113	19,900
Total, Europe ²	10,920	11,195	9,564	8,147	8,742	11,235
ERP Participants ³	10,288	10,558	8,889	7,429	7,711	10,208
Other Europe ⁴	632	637	675	718	1,031	1,027
Latin America.....	3,480	3,655	3,050	2,862	2,863	3,625
Asia and Oceania.....	2,616	2,485	2,080	2,093	2,049	2,464
Canada.....	1,934	1,981	1,504	1,287	844	1,613
Africa and other.....	547	496	359	288	615	963

¹ Excludes holdings of the International Monetary Fund, the International Bank, and other international organizations; also excludes U. S. S. R. gold holdings. Includes holdings, for all periods, of U. S. Government securities with original maturity of not more than 20 months.

² Does not include gold and dollar balances held by the Bank for International Settlements or balances held by European central banks with this institution.

³ Includes dependencies.

⁴ Includes gold held by Tripartite Commission for the Restitution of Monetary Gold.

Source: Treasury Department and Board of Governors of the Federal Reserve System.

III. ACTIVITIES OF THE COUNCIL FROM APRIL 1 TO SEPTEMBER 30, 1951 (OTHER THAN THOSE RELATING TO THE INTERNATIONAL MONETARY FUND AND THE INTERNATIONAL BANK)

EUROPEAN RECOVERY PROGRAM

The period under review marked the beginning of the second year of the Korean conflict and a further reorientation of United States objectives in the field of foreign aid toward economic assistance determined primarily by considerations of mutual defense rather than of recovery. During this period, as the ECA entered its final year of operations, the National Advisory Council continued to review the financial policy issues relating to foreign assistance programs for the fiscal year 1952,⁶ as well as to formulate recommendations on financial and monetary policy with respect to the Mutual Security Program for the fiscal year 1953.

ECA allotments, April 3, 1948, through September 30, 1951

As shown in the table below, ECA allotments to participating countries through September 30, 1951, totaled approximately 12 billion dollars. Direct grant aid in the amount of 9.3 billion dollars—

⁶ The fiscal 1952 programs were incorporated in the "Mutual Security Act of 1951," approved by the Congress and signed by the President in October 1951 (Public Law 165, 82d Cong., 1st sess.) which authorizes military, economic, and technical assistance to friendly countries through June 30, 1954.

slightly over three-fourths of total allotments—formed the largest share, with allotments in the form of conditional aid (1.5 billion dollars) and of loans (1.1 billion dollars) showing little change from the data included in the previous Report of the Council. Total allotments made during the period under review also included those made from Mutual Defense Assistance Program (MDAP) funds transferred to ECA during fiscal 1951. As of the end of this period, ECA allotments made to participating countries from such funds aggregated \$263,300,000.

TABLE IX.—*ECA allotments to participating countries, Apr. 3, 1948, to Sept. 30, 1951, by type of aid*

[In millions of dollars]

Country or purpose	Total allotments ¹	Direct grants	Conditional aid	Loans	Assistance via EPU	Unassigned
All ERP Countries.....	12,076.7	9,263.7	² 1,528.2	1,139.6	74.0	71.2
United Kingdom ³	2,825.9	1,956.9	532.1	336.9	—	—
France ³	2,455.8	2,201.1	61.3	182.4	—	11.0
Germany (Federal Republic) ⁴	1,317.3	1,093.7	218.6	—	—	5.0
Italy ⁵	1,314.9	1,155.2	86.7	73.0	—	—
Netherlands ⁶	1,000.7	806.4	31.6	150.7	—	12.0
Austria.....	586.8	561.1	4.7	—	15.0	6.0
Greece.....	569.6	524.6	—	—	45.0	—
Belgium-Luxembourg ⁷	546.6	32.4	² 446.0	68.2	—	—
Denmark.....	266.4	226.3	9.1	31.0	—	—
Norway.....	241.9	190.8	10.9	35.0	—	5.2
Turkey.....	167.0	62.4	17.3	72.8	12.5	2.0
Ireland.....	146.2	18.0	—	128.2	—	—
Sweden.....	118.5	—	98.1	20.4	—	—
Yugoslavia.....	58.8	29.0	—	—	—	29.8
Portugal.....	50.5	5.5	8.3	36.7	—	—
Trieste ⁸	33.4	33.4	—	—	—	—
Iceland.....	26.4	16.9	3.5	4.3	1.5	.2
European Payments Union (capital account).....	⁷ 350.0	350.0	—	—	—	—

¹ Excludes GARIOA and funds for special programs such as technical assistance, strategic materials, and relief shipments. Includes allotments from MDAP funds totaling \$263,300,000.

² Excludes \$30,000,000 in conditional aid programed for offshore purchases in Belgium by France (\$14,000,000), the Netherlands (\$9,000,000), and the United Kingdom (\$7,000,000). The amounts for each of the 3 countries making these purchases in Belgium are shown as grant aid for those countries.

³ Includes the following dependent areas development allotments: Belgium, \$1,700,000; France, \$4,100,000; and United Kingdom, \$7,000,000.

⁴ The bulk of this aid to the Federal Republic of Germany constitutes a claim against the German economy.

⁵ After transfer of \$4,077,000 from Trieste to Italy on a conditional aid basis provided by the International Wheat Agreement.

⁶ Includes aid to Indonesia prior to July 1, 1950.

⁷ This allotment of \$350,000,000 was obligated on Oct. 12, 1950, to be expended as a transfer of funds in connection with the operations of the European Payments Union.

Source: Economic Cooperation Administration.

Local currency counterpart accounts

As stated in previous Reports of the Council, each country receiving aid from ECA in the form of grants is required to deposit in a special account amounts of its own currency equivalent to the dollar cost of the goods and services received under such aid. Up to 95 percent of these counterpart funds may be used for projects or purposes agreed to by ECA and the recipient country while at least 5 percent of the local currency deposits is reserved for use by the United States. Increasing emphasis has been placed on the impact of counterpart

releases on the rearmament program, in terms of stimulating related productive activities within the framework of promoting internal financial stability. During the 6 months ending September 30, 1951, the Council reviewed requests for release of local currency counterpart funds in Iceland, the Netherlands, and the United Kingdom.

From the inception of the European Recovery Program through September 30, 1951, the equivalent of 9 billion dollars⁷ of counterpart funds was available for use by the recipient countries. Of this amount, the equivalent of approximately 7.3 billion dollars was approved for release. The status of ECA counterpart funds as of September 30, 1951, under the Foreign Assistance Act of 1948, as amended, is shown in table X.

TABLE X.—*Status of European local currency counterpart fund accounts under Public Law 472, as of Sept. 30, 1951*

(Dollar equivalents of local currency, in millions of dollars)

Countries receiving grants	Adjusted dollar equivalents of deposits ¹			For use by recipient countries		
	Total	5 percent for use by the United States	95 percent for use by recipient countries	Approved for withdrawal	Withdrawals	Balance on deposit
All Countries	8,739.5	419.2	8,320.3	6,699.0	6,649.9	1,670.4
Austria.....	592.6	26.6	566.0	375.3	363.7	202.3
Belgium-Luxembourg.....	14.7	2.9	13.8	2.2	2.1	11.7
Denmark.....	199.4	10.1	189.3	118.9	118.8	70.5
France.....	2,190.2	97.0	2,093.2	2,054.9	2,054.9	38.3
Germany (Federal Republic) ²	1,076.0	55.9	1,020.1	890.3	889.3	130.8
Greece.....	711.1	33.7	677.4	345.4	332.3	345.1
Iceland.....	15.0	.8	14.2	.9	.9	13.3
Ireland.....	14.0	.7	13.3	(⁴)	(⁴)	13.3
Italy.....	879.4	44.7	834.7	640.9	618.5	216.2
Netherlands.....	761.7	37.3	724.4	271.2	271.2	453.2
Indonesia ³	47.8	5.3	42.5	42.5
Norway.....	330.3	15.5	314.8	200.9	200.9	113.9
Portugal.....	17.6	6 ¹ 1.1	16.5	15.4	15.0	1.5
Trieste.....	32.9	1.6	31.3	28.8	28.4	2.9
Turkey.....	71.5	3.6	67.9	67.9	67.9
United Kingdom.....	1,772.8	83.8	1,689.0	1,686.0	1,686.0	3 0
Yugoslavia.....	12.5	.6	11.9	11.9

¹ Local currency is deposited in the special counterpart accounts at the agreed-upon rates in effect at the time the dollar funds were actually expended by ECA. Withdrawals of part of these local currency funds were made, however, at times when the conversion rates were different from those in effect at the time of deposit. The adjusted dollar equivalent of deposits represents the sum of withdrawals (calculated at the conversion rates in effect at the time of withdrawal) plus balances on hand (calculated at the current rate).

² Includes the equivalent of \$152,000 in excess of 5 percent total counterpart deposits.

³ Does not include the equivalent of \$77,200,000 transferred to the GARIOA counterpart account in Germany.

⁴ Less than \$50,000.

⁵ Aid furnished from European Program funds.

⁶ Includes the equivalent of \$184,000 in excess of 5 percent of total counterpart deposits.

Source: Economic Cooperation Administration.

ECA currency transfer guaranties.

The Council, during the period covered by the present Report, continued to review the technical aspects and the policy objectives of the ECA guaranty program, which covers both informational media as well as new industrial investments.

⁷ Includes counterpart requirements under Public Laws 84 and 389. Counterpart deposits under Public Law 472 (the Foreign Assistance Act of 1948) constitute somewhat more than 90 percent of the total.

Industrial investment guaranties insure American private investors against inability to convert foreign currency receipts into United States dollars and against loss from expropriation or confiscation of United States foreign investment by a foreign government. The first guaranty against expropriation or confiscation, covering an investment in the Federal Republic of Germany, was issued by ECA during the period under review. As of September 30, 1951, ECA had issued 35 industrial guaranty contracts valued at \$30,460,000. Total fees collected by ECA amounted to \$409,800, but no payments under the guaranty contracts had been required.

Informational media guaranties insure the convertibility into United States dollars of receipts from the production or distribution of informational media in the ERP countries. Through September 30, 1951, such guaranties totaled \$11,438,000, while fees collected by ECA amounted to \$150,300. In contrast to the experience with respect to new industrial investment guaranties, publishers and producers covered by informational media contracts received \$4,087,000 in exchange for earnings in the participating countries through September 30, 1951.

THE MUTUAL SECURITY PROGRAM FOR FISCAL 1953

The President, in July 1951, requested the National Advisory Council to consider the financial and monetary policy aspects of United States foreign assistance under the Mutual Security Program for fiscal 1953. As a result of this review, the Council took the same general position it had adopted with respect to the United States foreign assistance program for fiscal 1952.⁸

Gold and dollar reserves.—The Council again recommended that United States aid to Western Europe should be determined primarily by mutual defense requirements and that grant assistance should not be extended for the purpose of increasing gold and dollar reserves.

The Council concluded, however, that where a country is making a satisfactory contribution to mutual defense, an unanticipated accumulation of reserves resulting from the vigorous application of appropriate economic and financial policies should not automatically result in a reduction of aid.

As previously noted, aid to underdeveloped areas is not generally intended to cover balance-of-payments deficits, but rather to increase total resources available for economic development and for the creation or expansion of essential social services, and is not likely to have a significant effect upon the reserves of such areas.

Counterpart policy.—The Council continued to recommend that counterpart deposits should be required for all direct economic assistance extended to Western European countries in the form of grants. In view, however, of the diverse nature of aid programs in underdeveloped areas, the Council recommended that substantial discretion be given to agencies administering such programs in these areas in determining the extent to which counterpart funds may be appropriately required country-by-country and the terms and conditions under which counterpart may be expended. The Council believes that counterpart deposits for grant assistance should be required at least in those cases where the goods supplied are to be sold through

⁸ See preceding Report of the Council, H. Doc. No. 239, 82d Cong., 1st sess.

private commercial channels either directly or by the recipient governments.

The Council further recommended that in general counterpart deposits should not be required of recipient countries for military goods and services provided on a grant basis.

Loan-grant policy.—The Council strongly reaffirmed its view that extraordinary economic assistance to ERP countries should be provided on a grant basis. With respect to underdeveloped areas, the Council noted that it was proposed to foster economic development in some countries at a rate which may be faster than they might undertake exclusively on a loan basis. The Council reaffirmed that loans to such areas should be provided through the established lending institutions on their usual terms and conditions. Loans should be made where countries are in a position to meet servicing requirements, bearing in mind their longer range development needs, and where the projects are of the appropriate type.

The Council was further of the view that military goods and services should be provided either on a grant basis or against cash payment.

PROGRAM OF ECONOMIC AND FINANCIAL AID TO YUGOSLAVIA

As stated in the preceding Report of the Council, during the 6-month period ending March 31, 1951, approximately \$87,000,000 was made available by the United States to assist Yugoslavia in meeting its food crisis. As the result of a request from the Yugoslav Government for additional assistance in meeting the emergency resulting from a serious drought, the President, on April 16, 1951, announced that additional funds, not to exceed \$29,000,000, would be made available to Yugoslavia under the Mutual Defense Assistance Act of 1949, as amended, to assist in providing for the consumption requirements of its armed forces. Under the terms of the covering agreement between the two countries, the Government of the Federal People's Republic of Yugoslavia will facilitate the production and transfer to the United States of certain materials required by, and in short supply in, the United States.

During the period under review, the Council gave its attention to the long-run solution of the Yugoslav problem in terms of the coordination of United States aid with assistance being extended to Yugoslavia by other countries.

After a conference in London in the spring of 1951 on the Yugoslav economic situation, the United States, the United Kingdom, and France agreed on a tripartite program to assist Yugoslavia in meeting its economic difficulties. The London conference had concluded from its survey of Yugoslavia's economic and financial position that, in view of western political and military interest in the maintenance of a free and independent Yugoslavia, continued economic support was required for Yugoslavia at least until mid-1952. The agreed program is designed to meet this need in an orderly fashion. Assistance prior to the initiation of the new program totaled \$149,000,000 from the United States, \$64,000,000 from the United Kingdom, and \$4,000,000 from France. Under the new program, the United States, the United Kingdom, and France agreed to provide grant assistance on a trilateral basis to help meet the estimated deficit in Yugoslavia's balance of payments, excluding capital imports, in the 18-month

period ending June 30, 1952, and to seek a rearrangement of Yugoslavia's external indebtedness permitting an alleviation of repayments of principal and interest due in the next few years.

As a first step in implementing this program, the United States, the United Kingdom, and France are providing grant aid totaling \$50,000,000 to Yugoslavia for the second half of calendar year 1951. The United States has made \$30,000,000 available⁹ as its share of this program, and will furnish an additional small amount; the United Kingdom made available £4,000,000 (equivalent to about \$11,500,000); and France established a fund of 2 billion francs (equivalent to about \$6,000,000).

CLAIM AGAINST THE FEDERAL REPUBLIC OF GERMANY FOR POSTWAR ECONOMIC ASSISTANCE

The Council, during the period under review, was consulted with respect to the treatment to be given the 3.2 billion dollars of United States claims against the Federal Republic of Germany on account of postwar economic assistance, in connection with efforts being made to work out a basis for a general settlement of claims against Germany. In an exchange of notes with the Allied High Commission on March 6, 1951, the Federal Government of Germany had given a formal and complete acknowledgment of the priority of the United States claim for postwar economic assistance, together with the similar claims of the United Kingdom and France, over all other claims against Germany and Germans. At the same time, the three Allied Governments had indicated that they would be prepared to consider a modification of the priority of their postwar claims in connection with a reasonable settlement of Germany's prewar external debt.

The Council noted, inter alia, the bearing which the treatment of the postwar claims of the three Governments would have on the feasibility of working out a basis for adjustment of the prewar claims, the bulk of which is privately held, and advised the Secretary of State with respect to the terms on which the United States should be prepared to write off a part of its claims for postwar economic assistance in connection with an agreed general settlement for the prewar claims, as well as the terms and conditions of payment on which the remainder of these assistance claims might appropriately be funded.

DISSOLUTION OF THE PRESIDENT'S COMMITTEE FOR FINANCING FOREIGN TRADE

The Committee for Financing Foreign Trade was appointed by the President in June 1946 "to make a report and recommendation on the financing of international reconstruction." Under the Chairmanship of Mr. Winthrop W. Aldrich (chairman, board of directors of the Chase National Bank of the City of New York), the Committee worked in close cooperation with the National Advisory Council on such problems as overcoming deterrents to private foreign investment, methods which might be used to assure a greater flow of investment, and the desirability and feasibility of guaranties against expropriation and confiscation by governments as well as against nonconvertibility into United States dollars of local currency receipts from investments.

⁹ From MDAP funds made available through ECA.

In 1949, the Committee's responsibilities were considerably enlarged. Under section 8 of the Joint Communiqué issued in September at the conclusion of the American-British-Canadian Financial Conference, the Committee was asked to explore, on a continuing basis, possible lines of action to foster a high level of "productive investment, both private and public, from North America to overseas areas, especially underdeveloped countries."¹⁰ In response to this request, the Committee on July 10, 1951, transmitted to the President, through the National Advisory Council, a report on Obstacles to Direct Foreign Investment prepared for it by the National Industrial Conference Board, Inc.

In submitting this final report, the Committee advised the President that, in view of the enactment by the Congress of the Act for International Development¹¹ and the appointment by the President of the International Development Advisory Board to advise and consult with the President, it considered that its purposes had been accomplished. Accordingly, the Committee was dissolved and the President expressed his appreciation to the Chairman and to the members of the Committee for their "significant contribution to our understanding of the problems involved in American foreign investment." The National Advisory Council likewise wishes to record its appreciation for the valuable assistance rendered by the Committee in considering ways and means of expanding American private investment in foreign countries.

FINANCING FOREIGN PRODUCTION OF STRATEGIC MATERIALS

During the current period, the Council reviewed, with the interested operating agencies, financial aspects of the foreign production of critical and strategic materials and, with their concurrence, established the terms and conditions for financing by United States Government agencies of such production. The Council pointed out that it was the United States objective to encourage as much private financing as possible, both by domestic and foreign capital, and agreed upon the desirability of a common pattern of interest rates, amortization of principal, and grace periods. It further agreed that, when United States Government financing was required, cases should be referred to the Export-Import Bank, and that, where possible, financing should be done through straight dollar loans rather than through advances against repayment in materials.

The Council was of the view that interest rates should be at least sufficient to cover the cost of funds to the United States Government, that the rates should not be more favorable than rates charged for similar domestic activities, and that they should be uniform for American enterprises operating abroad and for foreign enterprises. The Council was further of the view that the minimum interest rates should be 4 percent for governmental borrowers and 5 percent for private borrowers. It believed that the United States, as creditor, should hold as senior a position as is consistent with encouraging the participation of private capital, and should receive assurance from foreign countries that they will authorize transfers of interest and principal payments, as well as the export of materials to be delivered under the

¹⁰ Cf. H. Doc. No. 450 (covering the 6 months ending September 30, 1949).

¹¹ Title IV, Public Law 535, 81st Cong., 2d sess.

contracts. The Council agreed that exploratory operations might merit exceptional treatment, in the sense that it might be necessary for payment to be contingent upon success of the venture.

EXPORT-IMPORT BANK

During the period under review the Export-Import Bank established new credits totaling approximately \$120,000,000. These credits were for a variety of purposes including the expansion of production of strategic and critical materials abroad, the export of raw cotton from the United States, and essential economic development in underdeveloped countries. These credits brought the total of net credits authorized by the Bank since its establishment in 1934 to 3,448 million dollars. During the period the Bank continued to consult with the Council on major credits and those which involved important questions of United States international financial and economic policy. Among the new credits authorized by the Bank during the period were the following:

Haiti

In April 1951, the Board of Directors authorized an increase from \$4,000,000 to \$14,000,000 in the existing credit established in December 1948 for the development of the Artibonite Valley in the Republic of Haiti. The Bank's loan will be used to finance the approximate foreign exchange cost of equipment, materials, and services required to provide flood control and irrigation storage, and irrigation, drainage, and agricultural development of some 77,000 acres in the valley. The total capital cost of the project is estimated at approximately \$19,700,000. The credit will bear interest at the rate of 3½ percent per annum and is to be amortized over a period of 18 years beginning on September 16, 1956.

Mexico

In April 1951, the Bank established a credit of \$1,875,000 with the Mexican Gulf Sulphur Co., a Delaware corporation, and its Mexican subsidiary, Mexican Sulphur Co., to assist in financing the production of elemental sulfur from the company's concessions in Mexico. The Bank's loan will be used to purchase machinery and equipment in the United States. The remainder of the necessary capital, including provision for construction costs in Mexico, is being provided by the company. Funds advanced under the credit are to be repayable in eight semiannual installments beginning 18 months from the date of the loan agreement and are to bear interest at the rate of 5 percent per annum.

The Board of Directors in August authorized establishment of a line of credit of \$350,000 in favor of Cia. Minera Fernandez, S. A., a Mexican corporation, to assist in financing the cost of machinery, equipment, and services for the expansion and development of the company's facilities for the production of manganese concentrates at its mines in Mexico, and to provide additional working capital therefor. The concentrates are to be sold to the United States Emergency Procurement Service. Advances under the credit will bear interest at the rate of 5 percent per annum, payable semiannually on December 31 and June 30 of each year, and are repayable in eight semiannual installments beginning December 31, 1952. The credit is available until June 30, 1952.

Nicaragua

In May 1951, the Bank extended a credit of \$600,000 to the Empresa de Luz y Fuerza Electrica, S. A., a government-owned corporation, to finance the purchase of United States materials, equipment, and services, consisting principally of an electric generating unit to serve Managua, the capital. The credit, which is unconditionally guaranteed by the Government of Nicaragua, provides for an annual interest rate of 4 percent with repayment in equal annual installments over a 10-year period.

South Africa

In June 1951, the Bank established a credit of \$35,000,000 in favor of a group of mining companies in the Union of South Africa. This credit is to assist the companies in financing the construction and installation of facilities for extracting uranium from gold mine slag.

Peru

In July 1951, the Board of Directors authorized a line of credit of \$650,000 in favor of Fermin Malaga Santolalla e Hijos Negociacion Agricola y Minera, S. A., of Lima, Peru, to assist in financing the purchase of equipment and services for the expansion of facilities for the production and transportation of tungsten. The company is under contract to sell to the United States Emergency Procurement Service all the tungsten concentrates produced from the mine from January 1952 to June 30, 1958. Advances under the credit will bear interest at the rate of 5 percent per annum, payable semiannually, and will be repayable in two approximately equal installments on July 15, 1955, and July 15, 1956.

Ecuador

In July 1951, the Bank established a credit of \$1,000,000 in favor of the Republic of Ecuador to assist in financing the costs of improving and expanding the airport facilities of the capital city of Quito and the principal airport at Guayaquil. United States flag airlines, which use the present facilities, will participate in financing the balance of the costs of the project. Terms of the credit provide for repayment over a period of 10 years with interest at 3½ percent per annum.

Chile

On August 10, 1951, the Board of Directors of the Bank authorized the extension of two credits to the Chilean Development Corp. (Fomento). The first credit, in the amount of \$10,000,000, is to assist in financing the acquisition and transportation to Chile of United States machinery, equipment, supplies, and services required in connection with an expansion of the steel mill facilities of the Cia. de Acero del Pacifico at Huachipato. The credit, carrying an interest rate of 4 percent per annum, is to be repaid over a period of 20 years and will be guaranteed by the Government of Chile.

The second credit, of \$1,150,000, is to be used for the purchase in the United States of equipment required for the expansion of the ferro-alloy facilities of Fabrica Nacional de Carburo y Metalurgia, S. A., a privately owned Chilean company. This credit will bear interest at 4 percent per annum and will be amortized over a period of 5 years.

Germany

In September 1951, the Board of Directors of the Bank authorized establishment of a line of credit of \$50,000,000 in favor of the Bank Deutscher Laender, the central bank of the Federal Republic of Germany, to finance the purchase and shipment of United States raw cotton to Western Germany. Purchases and shipments are to be made through regular commercial channels and the services of German and United States commercial banks will be utilized. Drafts drawn under the line of credit will bear interest at the rate of 2½ percent per annum and will mature 15 months from their respective dates.

Other

In addition to the loans described above, the Bank established a number of other credits to finance specific economic development projects, including a credit of \$1,350,000 to the Republic of Liberia for the construction of a water supply distribution and sewage system for the city of Monrovia.

As evidenced by the preceding discussion, the Bank's activities in the strategic materials field continued to increase during this period. As of September 30, 1951, there were under consideration requests for credits amounting to almost \$45,000,000 to assist in financing the expansion of foreign production of tungsten, nickel, cobalt, zinc, manganese, and other vital materials for purchase either by the Defense Materials Procurement Administration, the United States Emergency Procurement Service, or by United States industry.

The Bank also had under consideration at the close of the period a number of applications from foreign countries for loans to finance the export of United States raw cotton.

Operations under the Foreign Assistance Act of 1948

Credits authorized under the Foreign Assistance Act of 1948 were established by direction of the Administrator for Economic Cooperation. The role of the Bank in connection with these credits has been confined to the execution of credit agreements between the borrower and the Bank in accordance with the terms and conditions prescribed by the Administrator and to the making of payments to the borrowing countries at the time and in the amounts specified by him. During the 6-month period ended September 30, 1951, the Administrator for Economic Cooperation directed the Bank to establish several new credits to ERP countries. These operations are reflected in table IX on ECA allotments.

Credits to Spain under title XI of the General Appropriation Act of 1951

Under authority of the General Appropriation Act of 1951, the Bank during the 6 months ending September 30, 1951, extended a number of credits to Spain to assist in the industrial rehabilitation of its economy. These credits totaled \$27,000,000 for the period.

Increase in lending authority of the Export-Import Bank

In September 1951, the Congress completed legislative action on the bill authorizing an increase in the lending authority of the Export-Import Bank from 3.5 billion to 4.5 billion dollars.¹² An increase in

¹² Public Law No. 158, 82d Cong., 1st sess., approved by the President on October 3, 1951.

lending authority had been recommended by the Export-Import Bank with the approval of the National Advisory Council in December 1950, and proposals to that effect were made by the President to the Congress early in the first session of the Eighty-second Congress. This increase in the Bank's lending authority recognizes the role of the Bank as the agency of the United States Government conducting on a continuing basis a program of lending to finance the production abroad of strategic and critical materials, the export of specific United States commodities, such as cotton, and the economic development of the underdeveloped countries of the free world. The Council believes that the lending operations of the Export-Import Bank are and will increasingly be an important means of achieving the international economic and security objectives of the United States.

Fiscal operations

Net earnings of the Export-Import Bank in the fiscal year ended June 30, 1951, were \$51,600,000. Net earnings represent gross earnings from interest and commissions less administrative expenses and interest paid to the United States Treasury on funds borrowed by the Bank.

Although the Bank, in accordance with section 2 (a) of the Export-Import Bank Act of 1945, as amended, had refrained in prior years from the payment of dividends on its capital stock pending the accumulation of a reasonable reserve against possible future losses, the Board of Directors felt that the earned surplus heretofore reserved in its entirety against possible future losses had now reached a level where part of the net earnings for the fiscal year ending June 30, 1951, might properly be paid as a dividend on the capital stock of the Bank.

Accordingly, following the close of the fiscal year on June 30, the Board of Directors declared a dividend of 2 percent on the \$1,000,000,000 outstanding stock of the Bank held by the United States Treasury. This dividend of \$20,000,000 was paid out of the Bank's net earnings of \$51,600,000 for the 1951 fiscal year. The balance of the net earnings for that period after payment of the dividend, amounting to \$31,600,000, was reserved against possible future losses, bringing the total earned surplus so reserved to \$234,800,000.

Status of Bank resources

As of September 30, 1951, the status of the resources of the Export-Import Bank was as follows:

	<i>Millions</i>
Total Lending Authority ¹-----	\$3, 500. 0
Loans outstanding-----	2, 311. 9
Undisbursed commitments-----	721. 0
Uncommitted lending authority-----	467. 1

¹ Total lending authority was increased by 1 billion dollars on Oct. 3, 1951, from 3.5 billion to 4.5 billion dollars.

The distribution of Export-Import Bank credits (less cancellations and expirations) authorized by country and object of financing is presented in table XI. Information with respect to the actual utilization of these credits, by country, through June 30, 1951, may be found in appendix B*, table 11.

*Omitted in this exhibit, see note at end of exhibit.

TABLE XI.—*Net credits authorized by the Export-Import Bank, July 1, 1945, to Sept. 30, 1951, by area and country*¹

[In millions of dollars]

Area and country	Net authorized ¹	Development	Reconstruction	Lend-lease requisitions	Cotton purchases	Other
Total, All Areas.....	3,448.1	1,404.3	1,007.7	655.0	227.8	153.3
Total, Europe.....	2,114.4	310.0	971.8	655.0	154.6	23.0
France.....	1,200.0		650.0	550.0		
Netherlands.....	205.3	3.1	152.2	50.0		
Belgium.....	132.0	32.0	45.0	55.0		
Italy.....	131.4	101.9			24.6	² 4.9
Finland.....	100.2	73.2			17.0	³ 10.0
Yugoslavia.....	55.0	49.6				² 5.4
Germany.....	54.6				54.6	
Norway.....	50.2		50.0			.2
Poland.....	40.0		40.0			
Turkey.....	35.4	35.4				
Czechoslovakia.....	22.0				20.0	² 2.0
Denmark.....	20.0		20.0			
Greece.....	14.6		14.6			
Austria.....	13.1	12.6				.5
Sweden.....	2.2	2.2				
Unallotted cotton credits.....	38.4				38.4	
Total, Latin America.....	713.0	586.3				126.7
Mexico.....	213.9	213.9				
Brazil.....	135.0	135.0				
Argentina.....	130.2	5.0				125.2
Chile.....	109.0	109.0				
Colombia.....	21.7	21.7				
Peru.....	21.5	21.5				
Bolivia.....	19.3	19.3				
Haiti.....	14.0	14.0				
Ecuador.....	13.1	13.1				
Cuba.....	12.0	12.0				
Venezuela.....	10.4	10.4				
Panama.....	4.0	2.5				1.5
Uruguay.....	3.0	.0				
Nicaragua.....	.6	.6				
Other Latin America.....	5.3	5.3				
Total, Asia and Africa.....	473.2	363.0	35.9		73.2	1.1
Israel.....	135.0	135.0				
Indonesia.....	100.0	100.0				
China.....	66.2		33.2		33.0	
Japan.....	40.2				40.2	
Union of South Africa.....	35.0	35.0				
Saudi Arabia.....	29.0	29.0				
Iran.....	25.0	25.0				
Afghanistan.....	21.0	21.0				
Liberia.....	10.4	10.4				
Egypt.....	7.3	7.3				
Ethiopia.....	2.7		2.7			
Thailand.....	1.1					1.1
Philippine Islands.....	.3	.3				
Canada.....	145.0	145.0				
Miscellaneous.....	2.5					2.5

¹ Credits authorized less cancellations and expirations, and participations by other banks.² For financing tobacco purchases.³ For financing food purchases.

OTHER FINANCIAL PROBLEMS

Renewal of United States-Mexican Stabilization Agreement

On July 26, 1951, the Secretary of the Treasury, after consultation with the Council, signed a new Stabilization Agreement between the United States and Mexico. The new agreement, effective as of July 1, 1951, represents a continuation of stabilization arrangements between the two countries initiated in 1941, and replaces a prior Agreement of May 13, 1947, which expired on June 30, 1951.

Under the terms of the new agreement, the United States Stabilization Fund undertakes until June 30, 1953, to purchase Mexican pesos up to an amount equivalent to \$50,000,000 for the purpose of stabilizing the United States dollar-Mexican peso rate of exchange if the occasion for such use should arise. Operations under the new agreement with Mexico are to be closely coordinated with the activities of the International Monetary Fund in order to contribute to the efforts of the Fund to stabilize the exchange relationships of member countries. (The announcement concerning the execution of the new agreement is included as appendix C to this Report.)

Application of Voluntary Credit Restraint Program to foreign credits

The Voluntary Credit Restraint Program was organized under section 708 (a) of the Defense Production Act of 1950, which authorized the President to encourage financing institutions to enter into voluntary agreements and programs to curtail the expansion of credit for nonessential purposes. The over-all program, under the direction of the National Voluntary Credit Restraint Committee, provides for the screening of loan applications by individual financing institutions and their voluntary consultation with regional committees for guidance to ensure that particular applications for credit are consistent as to purpose with the basic principles governing the creation of credit which are set forth under the program.

During the period under review, the Board of Governors of the Federal Reserve System on behalf of the National Committee requested the advice of the Council as to the treatment of applications involving foreign credits. In the interest of equality of treatment between American and foreign borrowers, the Council advised the Board of Governors that it saw no objection to a recommendation by the National Voluntary Credit Restraint Committee that cooperating financial institutions under the program should screen foreign credit applications to the same extent, and on the same basis as to purpose, as comparable American credits are being screened under the present program. (For text of the bulletin on this subject issued by the National Voluntary Credit Restraint Committee, see appendix D of this Report.)

Census of American direct foreign investments

Under section 2 (a) of Executive Order 10033, dated February 8, 1949, the National Advisory Council must determine, after consultation with the Director of the Bureau of the Budget, what information is essential in order that the United States Government may comply with official requests for information received from the International Monetary Fund. During the period covered by this Report, the Department of Commerce, the agency responsible for the deter-

mination of official estimates of the United States balance of international payments, considered that additional data would be necessary to comply with continued Fund requests for balance-of-payments information. The Council, after consulting with the Director of the Bureau of the Budget, determined it to be essential, in order that the United States Government may continue to comply with requests from the Fund for balance-of-payments information, that data for 1949 and 1950 identifying and describing American direct foreign investments (including data as to ownership and value of, and profits and losses from, such investments) be obtained by a census pursuant to section 8 of the Bretton Woods Agreements Act.

The census is now under way and the Department of Commerce is engaged in editing and tabulating the reports received. The data will provide, for the first time since 1943, an accurate statement of the value of American direct investments abroad, including a complete record of the income received thereon during the year 1950 and the amount of capital invested or withdrawn during that year. Besides supplying the data needed for the balance-of-payments estimates, the results of the census will be of considerable value to Government agencies and private businesses and individuals interested in foreign investments. (A release of the Department of Commerce, describing the census in more detail, is included as appendix E to this Report.)

IV. ACTIVITIES OF THE COUNCIL FROM APRIL 1 TO SEPTEMBER 30, 1951, RELATING TO THE INTERNATIONAL MONETARY FUND AND THE INTERNATIONAL BANK FOR RECONSTRUCTION AND DEVELOPMENT

The National Advisory Council, in accordance with statutory authority, continued to coordinate the activities of the United States representatives on the Fund and the Bank with those of other agencies of the Government, by consulting and advising with them on major problems arising in the administration of the Fund and the Bank. The United States Executive Directors of the two institutions, or their Alternate, have attended the Council's meetings regularly, and have participated continuously in the work of its Staff Committee.

SIXTH ANNUAL MEETINGS OF THE FUND AND THE BANK

The Boards of Governors of the Fund and the Bank held their annual meetings in Washington, D. C., September 10 to 14, 1951. The Secretary of the Treasury, John W. Snyder, as United States Governor of both institutions, and the Under Secretary of State, James E. Webb, as Alternate Governor, represented the United States. Included in the United States delegation were Senators Burnet R. Maybank and Homer E. Capehart, Representatives Brent Spence and Jesse P. Wolcott, the United States Executive Directors, members of the National Advisory Council, and technical advisers. The delegations of the other member countries were generally headed by the Finance Minister or Governor of the Central Bank of the particular country and also included official and technical advisers. The Annual Meetings of the Fund and the Bank thus provide an important occasion for discussing the broader aspects of Fund and Bank policy, while the Executive Boards of the two institutions are

concerned with the more immediate problems which arise in the ordinary course of business.

The Boards of Governors approved the financial statements, reports on audit, and the fiscal year 1952 administrative budgets, and devoted most of the meetings to a review and discussion of major policy issues. The newly elected Managing Director of the Fund, Mr. Ivar Rooth, and the President of the Bank, Mr. Eugene Black, presented the Annual Reports and took part in an exchange of views, and led the discussion on the general policies of their respective institutions.

The Governors of the Fund in the course of their discussion of matters of interest in the area of international finance gave special consideration to the problems relating to the use of the Fund's resources under prevailing world conditions and to Article XIV, section 4 of the Articles of Agreement of the Fund which provides that after a period of 5 years of Fund operations—that is, by March 1952—and in each year thereafter, member countries still retaining any exchange restrictions inconsistent with Article VIII, sections 2, 3, or 4, shall consult the Fund as to their further retention. In entering upon a new period of activity in relation to exchange restrictions, the Fund agreed to “give full weight to the needs and problems of its members as well as to the effects of their actions on the international community and to the Fund's objectives as set forth in the Articles of Agreement.”

At the Bank meetings, the Board of Governors approved changes in the loan regulations, allocated net income for the fiscal year ended June 30, 1951, and agreed to reported decisions of the Executive Directors interpreting the Articles of Agreement relating to reloaning, and maintaining the value of, currency received by the Bank as proceeds of sales from its portfolio of securities arising from loans out of 18 percent capital subscriptions (see Article IV, section 2 (b) and Article II, section 9). The Governors of the Bank also agreed to take no action on the request of China and Czechoslovakia for further postponement of part of their capital subscriptions payable in gold or United States dollars.

At the closing session, the Governor for Brazil was elected Chairman of the Boards of Governors for the coming year and the Governors for China, France, India, the United Kingdom, and the United States were elected Vice Chairmen. It was agreed to hold the Seventh Annual Meetings in Mexico D. F., Mexico, during the month of September 1952.

MEMBERSHIP AND ORGANIZATIONAL CHANGES IN THE FUND AND THE BANK

With the admission of Sweden to membership in the Fund and the Bank on August 31, 1951, the number of member countries was increased to 50. Favorable action by the United States representatives with respect to Sweden's application was taken with the approval of the Council. Sweden's quota in the Fund is \$100,000,000, with a like amount as its subscription to the capital stock of the Bank. During August, Japan made formal application for membership in the Fund and the Bank. The membership of the two institutions together with quotas and capital subscriptions as of September 30, 1951, is presented in appendix F.

On April 10, 1951, the Executive Board of the International Monetary Fund announced the appointment of Mr. Ivar Rooth, of Sweden, as Managing Director of the Fund. In this capacity, he also serves as Chairman of the Executive Board. The new Managing Director of the Fund succeeded Mr. Camille Gutt who, on May 5, 1951, completed his 5-year term of service as the Fund's first Managing Director and Chairman of the Executive Board.

THE FUND

During the period under review, the Fund continued, in accordance with its Articles of Agreement, to provide "machinery for consultation and collaboration on international monetary problems." In the field of technical assistance, the Fund increasingly has been called upon by member countries for advice, either through missions or through consultation at the offices of the Fund. The Fund's role should be increasingly important as member countries strive to cope with the pressures imposed on them by the necessities of defense, and to deal effectively with the task of achieving and maintaining economic stability.

In its Second Annual Report on Exchange Restrictions, transmitted to its members and to the Board of Governors during April, the Fund discussed the role of exchange controls and restrictions under current world conditions and reviewed its activities in the field of restrictions. This Report stated that despite the fact that certain important aspects of the problem of exchange restrictions have undergone change; "it is the view of the Fund that, if countries have favorable balance-of-payments conditions and are experiencing increases in their reserves providing a reasonable basis of exchange stability, it is in their interest, and in that of the international community, to relax or remove restrictions unless such action would produce conditions justifying the intensification or reintroduction of those restrictions."

Exchange systems and par values

Thailand.—On April 16, 1951, the Fund announced that it interposed no objection to a further adjustment of Thailand's exchange system whereby the Bank of Thailand would be permitted to sell sterling to commercial banks, at an agreed-upon rate, for payment of authorized imports. The Fund and Thailand plan to review the new arrangement as well as the entire exchange structure of Thailand.

Denmark.—The Fund, in April 1951, also offered no objection to the imposition by Denmark, until March 1952, of a tax on foreign exchange for traveling purposes.

Costa Rica.—The Fund, on September 27, 1951, gave its approval to a proposed modification of Costa Rica's exchange structure as a temporary measure in an over-all program directed toward the ultimate simplification of the exchange system. The changes involve the substitution of a list of essential imports, to which the official selling rate of 5.67 colones per United States dollar would apply, for the preferential import list. Other imports and most invisibles would be financed through the free market. Costa Rica has agreed to consult with the Fund during the temporary period for which the changes have been approved.

Philippines.—As noted in the preceding Report of the Council, the Philippine Government on March 28, 1951, imposed for a 2-year period a 17-percent tax on foreign exchange, with certain specified exceptions. The Fund had previously approved a proposal for the introduction of a 25-percent exchange tax to be reduced progressively over a period of 5 years. The Fund reviewed the Philippine action, and raised no objection to the 17-percent exchange tax as a temporary measure, with the understanding that near the end of the 2-year period there would be consultation with the Philippines as to future policy.

Greece.—The Fund also noted that on June 1, 1951, Greece abolished the exchange certificate system and changed the official exchange rate from 5,000 to 15,000 drachmas to the dollar, an action which left the effective rate unchanged.

Finland.—On June 28, 1951, the Fund announced its concurrence in the proposal of the Government of Finland for the establishment of an initial par value of 230 markkas per United States dollar, the rate proposed by the Government of Finland.

The United States Executive Director consulted the Council with respect to the United States position on each of the proposals for changes in exchange systems or par values.

Premium gold transactions

On September 28, 1951, the Fund issued a statement reaffirming its opposition to external transactions in gold at premium prices and modifying in certain important respects its gold policy statement of June 1947. The Fund has had under continuing review the problem of premium sales of gold and the drain on reserves caused by the absorption of gold into private hoards. The Fund pointed out that only as gold is held in official reserves of member countries can it be used to meet the balance-of-payments needs of these countries. However, the Fund also stated that its study of the problem had revealed the impracticality of expecting uniform action on the part of member countries to carry out the objectives of the policy: Under the new formulation, with which the Council concurred, the practical operating decisions in support of the economic principles underlying the premium gold policy of the Fund will be left to the judgment of the member countries, subject to the relevant provisions of the Articles of Agreement. The Fund will continue to consult with members on any problems that may arise.¹³

Repurchase of Fund drawings

During the period under review, three member countries repurchased amounts of their currencies from the Fund. In June, the Government of Mexico paid \$22,498,000 in gold to the Fund in exchange for the equivalent amount in Mexican pesos. This repurchase transaction offsets a drawing of United States dollars made between July and September 1947 and reduces the Fund's holdings of Mexican pesos to 75 percent of its quota. During the same month, the Government of Chile repurchased from the Fund, with 3,434,000 United States dollars, an equivalent amount in Chilean pesos, thereby partially offsetting its drawings on the Fund during the latter part of 1947 in the amount of 8,800,000 United States dollars.

¹³ The text of the Fund's statement will be found in appendix G of this Report.

In September 1951, the Government of Lebanon made a payment to the Fund of \$855,800 in gold and United States dollars (\$793,400 in gold and \$62,400 in currency) in exchange for an equivalent amount in Lebanese pounds. This transaction brought the Fund's holdings of Lebanese pounds down to 75 percent of Lebanon's quota in the Fund.

Fund missions

During the course of the fiscal year ended April 30, 1951, staff representatives of the Fund visited 29 member countries to consult on exchange and monetary problems, to exchange views on methods and techniques or to furnish technical assistance. These direct consultations between member country monetary authorities and Fund missions with broad terms of reference have already become a normal method of cooperation in the formulation of policy. Reports and recommendations resulting from the work of Fund technicians in member countries have covered the process of inflation in particular countries, the monetary and financial aspects of development programs, credit and fiscal policies, policy and operational changes in central and commercial banking, exchange system reforms, reorganization of foreign exchange controls, and establishment of foreign exchange budgets. The countries to which members of the Fund staff were on technical assignment during the 6-month period ending September 30, 1951, include Brazil, Canada, Cuba, Ecuador, Peru, Lebanon, Panama, the United Kingdom, and Venezuela.

Exchange transactions

Other than the repurchases noted above, the Fund did not engage in any currency transactions during the period under review. Total currency sales by the Fund from its inception through September 30, 1951, amounted to \$811,400,000.

THE BANK

During the period under review, the International Bank made six loans, aggregating \$93,650,000, to five countries. Total loan commitments as of September 30, 1951, were slightly less than 1.2 billion dollars, of which about 60 percent had been disbursed. During the period, the first full repayment of Bank loans occurred with the receipt of final installments of principal on loans, originally aggregating \$5,000,000, to Yugoslavia and Finland for equipment for timber production.

New loan commitments

Colombia.—On April 10, 1951, the Bank made a 10-year loan of \$16,500,000 to the Republic of Colombia for highway improvement. The loan bears interest at 3½ percent, including the statutory charge of 1 percent for the Bank's special reserve, and will be amortized by repayments of principal beginning in November 1954. The present loan is the fourth made by the Bank to Colombia, and brings the total of loans to that country to \$27,630,000.

The proceeds of the loan will be used to pay for the importation of construction machinery, repair shop equipment, supplies, and technical and engineering services for use in connection with a 3-year project for highway construction and rehabilitation. The total cost

of the project is estimated at the equivalent of \$46,200,000, with the local currency costs of \$29,700,000 to be met by Colombia out of its own resources.

Nicaragua.—Following a survey made by a Bank mission early in 1951, on June 8 the Bank made two loans, aggregating \$4,700,000, to assist in the economic development of Nicaragua.

The larger loan, \$3,500,000, was made to the Government of Nicaragua to finance imports of machinery and materials for eight road-building projects. The most important will provide, for the first time, a direct highway between Managua, the capital, and Leon, the second largest city, and will also open up new agricultural land for development. This loan is for 10 years, at an interest rate of 3½ percent per annum plus the statutory commission of 1 percent, and the principal will be amortized by payments beginning March 15, 1954.

The second loan, \$1,200,000, is to the Banco Nacional de Nicaragua and is guaranteed by the Government of Nicaragua. The proceeds of this loan will be used to finance the beginning of a farm mechanization program and will also be used to cover repair and maintenance equipment as well as training and servicing facilities.

The agricultural equipment loan has a maturity of 7 years. The interest rate of 4 percent includes the required 1 percent commission. As in the case of the highway loan, amortization payments on principal will begin on March 15, 1954.

Iceland.—The first loan by the Bank to be made entirely in currencies other than United States dollars was announced on June 20, 1951, when Iceland signed an agreement to borrow an equivalent of \$2,450,000 in European currencies. Since Iceland is in a position to service debt in such currencies more readily than in dollars, the disbursements will be in sterling, French francs, Danish kroner, and Norwegian kroner, pursuant to consents given by the Governments of the United Kingdom, France, Denmark, and Norway to the use of part of their 18 percent capital subscription for the loan.

This loan, for 22 years, is at an interest rate of 4½ percent, including the required 1 percent commission. Amortization payments will begin on June 1, 1956. The proceeds of the loan will be used to finance part of the cost of imported equipment for the expansion of electric power capacity, through two hydroelectric projects which will further develop the resources of the Sog and Laxa Rivers, serving the capital, Reykjavik, and Akureyri, the second largest city.

The Economic Cooperation Administration also agreed to assist in financing these projects, which have a cost estimated at the equivalent of \$13,000,000, by supplying about \$5,000,000 for the purchase of equipment in the United States. The remaining costs, in Icelandic kronur, will be provided locally.

Belgium and the Belgian Congo.—On September 13, 1951, the Bank announced the granting of two loans, totaling \$70,000,000, to aid in carrying out the 10-year Development Plan of the Belgian Congo designed to expand production, increase exports, and raise the standard of living. One loan, of \$40,000,000, fully guaranteed by the Kingdom of Belgium, is to the Belgian Congo, the other, of \$30,000,000, is to the Kingdom of Belgium.

The Development Plan envisages public expenditures of about \$600,000,000 during the 10-year period for utilities, agriculture, pub-

lic health, and education, accompanied by private investment of about the same amount in the development of productive facilities in mining and industrial enterprises.

The loan to the Belgian Congo is designed to provide foreign exchange to cover necessary imports, resulting from the Development Plan, from countries outside of Belgium. The loan to Belgium, on the other hand, is designed to offset the gold and dollar impact of the Plan on the Belgian economy, i. e., to compensate for the loss of dollar exports occasioned by the diversion of goods to the Congo or to the home market, as well as to pay for increased imports into Belgium necessitated by the carrying out of the Plan. The equivalent of the \$30,000,000 loan is to be made available as needed, by Belgium to the Congo, in the form of Belgian or Congolese francs.

Both loans are for 25 years, and bear interest at 4½ percent, including the 1 percent commission, which, under the Articles of Agreement must be allocated to the Bank's special reserve. The loans are to be amortized by semiannual payments beginning in 1957. Disbursements under the loans may be partly in Swiss francs.

The United States Executive Director consulted the Council on each of the loan proposals listed above, before casting the United States vote in the Board of Executive Directors.

Marketing activities

During the period under review, the International Bank floated three new issues of its securities, each in a different currency. In May 1951, the Bank sold £5,000,000 (equivalent to \$14,000,000) of 3½ percent, 20-year bonds in the United Kingdom. This represented the first flotation of the Bank's bonds in a member country other than the United States. The securities were acquired initially by five security houses, and were subsequently sold to the public. Sinking fund arrangements provide for the retirement of at least half of the issue before the final maturity date.

Two months later, in July 1951, the Bank sold an issue of 3½ percent Swiss franc bonds, due in 1963, in the principal amount of 50,000,000 Swiss francs (equivalent to approximately \$11,600,000). The bonds are callable at par on or after August 1, 1959, and are listed on exchanges in Basle, Berne, Geneva, and Zurich. The bonds were disposed of through a syndicate composed of eight leading Swiss banking houses in the four cities mentioned above. Although this was the third sale of the Bank's securities in Switzerland, it was the first issue offered publicly, the two previous issues (totaling 45,500,000 Swiss francs, or approximately \$10,500,000) having been privately placed.

The third flotation during the period occurred in September, when \$100,000,000 of 30-year bonds, bearing interest at 3½ percent, were offered in the United States by a group of 32 securities dealers and sponsor banks. Provision has been made to retire or redeem 50 percent of the bonds, between 1966 and the maturity date of 1981, through sinking fund operations. The Bank also has the option of calling the bonds for redemption, at varying premiums prior to October 1, 1976, and at par thereafter.

In May 1951, the Bank made its largest nonrecourse sale to date of investment securities from its portfolio. The bonds so sold were \$3,200,000 of Canadian-dollar bonds of the Brazilian Traction, Light & Power Co., Ltd., maturing from 1954 to 1958.

As of September 30, 1951, the total borrowings of the Bank were the equivalent of \$436,222,222, of which \$400,000,000 represented dollar obligations. In addition, the Bank had sold with its guaranty \$24,950,000 of securities received in connection with loan operations.

Fiscal operations

For the fiscal year ended June 30, 1951, the Bank reported net income of \$15,156,947, exclusive of \$6,388,543 added to the special reserve. Operations for the 3 months ending September 30, 1951, resulted in net income of \$4,261,872 and the addition to the special reserve of loan commissions of \$1,734,577. In accordance with established practice, net income is carried to the general reserve against losses on loans, the balance of which, on September 30, was \$46,417,089. As of the same date the special reserve had a balance of \$21,860,326.

TABLE XII.—*Status of International Bank loans, as of Sept. 30, 1951*

[Expressed in millions of United States dollars]

Borrower	Loan commitment	Disbursement	Unused balance of commitment
Total, All Loans	1,164.1	724.5	439.6
France.....	250.0	250.0	—
Netherlands.....	215.8	211.3	4.5
Brazil.....	105.0	68.7	36.3
Australia.....	100.0	19.5	80.5
Belgium.....	86.0	12.7	73.3
Mexico.....	60.1	27.4	32.7
India.....	59.8	44.6	15.2
Union of South Africa.....	50.0	4.9	45.1
Denmark.....	40.0	40.0	—
Uruguay.....	33.0	—	33.0
Colombia.....	27.5	7.4	20.1
Thailand.....	25.4	1.3	24.1
Turkey.....	25.4	.2	25.2
Chile.....	16.0	6.9	9.1
Finland.....	14.6	10.2	4.4
Iraq.....	12.8	—	12.8
El Salvador.....	12.5	3.0	9.5
Luxembourg.....	11.8	11.8	—
Ethiopia.....	8.5	1.8	6.7
Nicaragua.....	4.7	—	4.7
Yugoslavia.....	2.7	2.7	—
Iceland.....	2.5	.1	2.4

¹ After cancellation of \$6,200,000, effective Mar. 17, 1950.

² As of Sept. 30, 1951, the following loans had not yet become effective: the February 1951 loan of \$1,500,000 to Ethiopia and the September 1951 loans of \$30,000,000 to Belgium and \$40,000,000 to the Belgian Congo.

³ The interim loan of January 1949 in the amount of \$10,000,000 was refunded on June 30, 1950, and disbursements thereunder charged to the April 1950 loan of \$26,000,000.

⁴ After cancellations (effective May 16, 1950) of \$1,200,000 from the \$34,000,000 railway rehabilitation loan of Aug. 18, 1949; and (effective July 27, 1951) of \$1,500,000 from the \$10,000,000 agricultural machinery loan of Sept. 29, 1949.

⁵ After cancellation (effective Apr. 2, 1951) of \$74,559 from the \$5,000,000 agricultural machinery loan of Aug. 19, 1949.

⁶ After cancellation (effective Sept. 30, 1951) of \$197,869 from the \$2,300,000 timber loan of Oct. 17, 1949. The final repayment on this loan was made on Sept. 30, 1951.

⁷ After cancellation of \$238,017, effective Dec. 19, 1949.

⁸ The final repayment on this loan was made on Sept. 30, 1951.

⁹ This transaction represents the Bank's first loan entirely in currencies other than United States dollars.

NOTE.—Although certain of the loans listed above have been made to private or quasi-governmental organizations, in every case such credits have been guaranteed by the respective governments.

Source: International Bank for Reconstruction and Development.

Future activities

During the past several years, the International Bank has been extending loans at the rate of about \$200,000,000 a year. In addition to its loan activities, the Bank has provided valuable technical assistance to its members through its missions. Some of these, as the missions to Nicaragua and the Belgian Congo, have investigated projects and made recommendations which the Bank has acted upon promptly through the extension of loans. In other instances, the missions have prepared comprehensive reports on economic and financial conditions, and have formulated recommendations designed to assist member countries in solving their problems. During the period ending September 30, 1951, such comprehensive reports were released on Cuba, Guatemala, and Turkey.

The Council believes that the International Bank will continue to play an important role in contributing to the strength and self-sufficiency of the free world through the financing of appropriate projects, particularly in underdeveloped areas, and the provision of technical assistance and advice to member countries.

JOHN W. SNYDER,
*Secretary of the Treasury,
Chairman of the National Advisory Council
on International Monetary and Financial Problems.*

DEAN ACHESON,
Secretary of State.

CHARLES SAWYER,
Secretary of Commerce.

WM. MCC. MARTIN, Jr.,
*Chairman of the Board of Governors
of the Federal Reserve System.*

HERBERT E. GASTON,
*Chairman of the Board of Directors
of the Export-Import Bank of Washington.*

W. A. HARRIMAN
Director for Mutual Security.

[Omitted from this exhibit are Appendixes A and B, since they contain tables which are published as of a later date in exhibit 28, and Appendix C, which is similar to exhibit 29.]

APPENDIX D

[Bulletin No. 5 of the National Voluntary Credit Restraint Committee]

INTERNATIONAL FINANCING

As a result of inquiries from regional committees about the status of foreign borrowings in United States markets, the National Voluntary Credit Restraint Committee has discussed the status of such borrowings under the Voluntary Credit Restraint Program.

The Committee concluded that all such credit applications on behalf of foreign borrowers should be screened to the same extent, and with the same purpose tests, as comparable American credits.

It may be difficult in some cases for financing institutions or Regional Committees to determine whether a proposed foreign credit would indirectly contribute to defense or other objectives of the United States Government. It will be particularly desirable, therefore, when foreign cases are submitted for review, that financing institutions submit full facts to enable a judgment as to purpose. In exceptional cases when a Regional Committee finds the facts available to it are inadequate to judge an application, the National Committee, if requested, will endeavor to obtain supplementary information from Government agencies.

JULY 23, 1951.

APPENDIX E

CENSUS OF AMERICAN DIRECT INVESTMENTS ABROAD

On May 31, 1951, the United States Department of Commerce released the following statement on the first postwar census of American direct investments abroad:

"The needs of business and government for statistical material useful in planning foreign operations—especially those under the Point IV Program—were considered in designing the questionnaires. These call for information as of December 31, 1950, on the size and composition of direct investments abroad, foreign earnings of companies operating outside the United States, and data on various types of transactions between American parent organizations and their controlled enterprises. The reports will give for the first time a detailed picture of how American direct investments abroad changed under the influence of the war and postwar expansion.

"The last census was conducted during World War II by the Treasury Department, after previous surveys had been undertaken by the Department of Commerce in 1929, 1936, and 1940.

"For the purpose of the present census, direct investments are defined as business enterprises outside the United States or its possessions substantially controlled by United States residents. This control may take many forms, including direct proprietorships, partnerships, direct foreign branches of American business firms (or unincorporated foreign operations of United States-incorporated enterprises), foreign-incorporated subsidiaries, or a minority interest in a foreign-incorporated enterprise which constitutes part of a controlling interest exercised by associated American investors. Among the criteria of a direct investment is that the United States ownerships consist of 25 percent or more of the voting securities of the foreign enterprise.

* * * * *

"According to the last census of such investments prepared by the Treasury Department—showing value data as of May 1943—American controlling interests in enterprises abroad (exclusive of investments in nonprofit organizations such as schools, missions, churches, etc.) amounted to about \$7.2 billion. Of this total, nearly 30 percent was invested in manufacturing, about 19 percent in petroleum, 17 percent in public utilities, 9 percent each in mining and smelting and in trade, and 16 percent in all other industries.

"Based on data collected by the Commerce Department in recent years, it is expected that the new census will show a total value of American direct investments abroad of more than \$13 billion at the end of 1950, or nearly twice the amount shown in the previous census, and will also show in detail both the change in the industrial composition and the regional distribution of the total."

APPENDIX F

TABLE XIII.—*Membership and quotas in the International Monetary Fund, and membership and subscriptions in the International Bank for Reconstruction and Development, as of Sept. 30, 1951*

(In millions of dollars)

Member	Fund quota	Bank subscription	Member	Fund quota	Bank subscription
Total	8, 136. 5	8, 438. 5	Iceland.....	1. 0	1. 0
Australia.....	200. 0	200. 0	India.....	400. 0	400. 0
Austria.....	50. 0	50. 0	Iran.....	35. 0	33. 6
Belgium.....	225. 0	225. 0	Iraq.....	8. 0	6. 0
Bolivia.....	10. 0	7. 0	Italy.....	180. 0	180. 0
Brazil.....	150. 0	105. 0	Lebanon.....	4. 5	4. 5
Canada.....	300. 0	325. 0	Luxembourg.....	10. 0	10. 0
Ceylon.....	15. 0	15. 0	Mexico.....	90. 0	65. 0
Chile.....	50. 0	35. 0	Netherlands.....	275. 0	275. 0
China.....	550. 0	600. 0	Nicaragua.....	2. 0	. 8
Colombia.....	50. 0	35. 0	Norway.....	50. 0	50. 0
Costa Rica.....	5. 0	2. 0	Pakistan.....	100. 0	100. 0
Cuba.....	50. 0	35. 0	Panama.....	. 5	. 2
Czechoslovakia.....	125. 0	125. 0	Paraguay.....	3. 5	1. 4
Denmark.....	68. 0	68. 0	Peru.....	25. 0	17. 5
Dominican Republic.....	5. 0	2. 0	Philippine Republic.....	15. 0	15. 0
Ecuador.....	5. 0	3. 2	Sweden.....	100. 0	100. 0
Egypt.....	60. 0	53. 3	Syria.....	6. 5	6. 5
El Salvador.....	2. 5	1. 0	Thailand.....	12. 5	12. 5
Ethiopia.....	6. 0	3. 0	Turkey.....	43. 0	43. 0
Finland.....	38. 0	38. 0	Union of South Africa.....	100. 0	100. 0
France.....	525. 0	525. 0	United Kingdom.....	1, 300. 0	1, 300. 0
Greece.....	40. 0	25. 0	United States.....	2, 750. 0	3, 175. 0
Guatemala.....	5. 0	2. 0	Uruguay.....	15. 0	10. 5
Honduras.....	. 5	1. 0	Venezuela.....	15. 0	10. 5
			Yugoslavia.....	60. 0	40. 0

APPENDIX G

STATEMENT OF THE EXECUTIVE BOARD OF THE INTERNATIONAL MONETARY FUND
ON EXTERNAL TRANSACTIONS IN GOLD

In June 1947, the Fund issued a statement recommending to its members that they take effective action to prevent external transactions in gold at premium prices, because such transactions tend to undermine exchange stability and to impair monetary reserves. From time to time the Fund has reviewed its recommendations and the effectiveness of the action taken by its members.

Despite the improvement in the payments position of many members, sound gold and exchange policy of members continues to require that to the maximum extent practicable, gold should be held in official reserves rather than go into private hoards. It is only as gold is held in official reserves that it can be used by the monetary authorities to maintain exchange rates and meet balance-of-payments needs.

However, the Fund's continuous study of the situation in gold-producing and consuming countries shows that their positions vary so widely as to make it impracticable to expect all members to take uniform measures in order to achieve the objectives of the premium gold statement. Accordingly, while the Fund reaffirms its belief in the economic principles involved and urges the members to support them, the Fund leaves to its members the practical operating decisions involved in their implementation, subject to the provisions of Article IV, section 2 and other relevant articles of the Articles of Agreement of the I. M. F.

The Fund will continue to collect full information about gold transactions, will watch carefully developments in this field, and will be prepared in consultation with members to consider problems relating to exchange stability and any other problems which may arise.

SEPTEMBER 28, 1951.

Exhibit 27.—Third Special Report on the operations and policies of the International Monetary Fund and the International Bank for Reconstruction and Development (published June 1952)

[House Document No. 522, 82d Congress, 2d session]

LETTER OF TRANSMITTAL

To the Congress of the United States:

I transmit herewith, for the information of the Congress, the Third Special Report on the operations and policies of the International Monetary Fund and the International Bank for Reconstruction and Development in accordance with section 4 (b) (6) of the Bretton Woods Agreements Act.

This Report of the National Advisory Council on International Monetary and Financial Problems covers the 2-year period ending March 31, 1952. The First Special Report on the Fund and Bank was submitted in May 1948 and the second such report was submitted in May 1950.

HARRY S. TRUMAN.

THE WHITE HOUSE, *June 26, 1952.*

THIRD SPECIAL REPORT ON THE OPERATIONS AND POLICIES OF THE INTERNATIONAL MONETARY FUND AND THE INTERNATIONAL BANK FOR RECONSTRUCTION AND DEVELOPMENT

CHAPTER I. INTRODUCTION

The National Advisory Council is directed by section 4 (b) (6) of the Bretton Woods Agreements Act biennially to submit a special report to the President and to the Congress on the operations and policies of the International Monetary Fund and the International Bank for Reconstruction and Development. These reports are to cover—

the extent to which the Fund and the Bank have achieved the purposes for which they were established; the extent to which the operations and policies of the Fund and the Bank have adhered to, or departed from, the general policy directives formulated by the Council, and the Council's recommendations in connection therewith; the extent to which the operations and policies of the Fund and the Bank have been coordinated, and the Council's recommendations in connection therewith; recommendations on whether the resources of the Fund and the Bank should be increased or decreased; recommendations as to how the Fund and the Bank may be made more effective; recommendations on any other necessary or desirable changes in the Articles of Agreement of the Fund and the Bank or in this Act; and an over-all appraisal of the extent to which the operations and policies of the Fund and the Bank have served, and in the future may be expected to serve, the interests of the United States and the world in promoting sound international economic cooperation and furthering world security.¹

The semiannual reports which the Council has submitted to the President and to the Congress in accordance with section 4 (b) (5) of the Act have covered the principal matters of current interest in the activities of the Fund and the Bank as these problems have arisen.² The special reports on the other hand relate more generally to the broader objectives of the United States policy in the Fund and the Bank.³

The international economic and political scene has changed considerably in the course of the life of the Fund and the Bank. When the twin institutions were projected at the Bretton Woods Conference in 1944 it was expected that the world, within a relatively short period of, say, 5 or 6 years, would have returned to a stage of sound economic health. The extent of the economic damage in Europe, the disorganization of production and trade, and the lowering of standards of living as the result of the war, proved in fact to be far greater than had originally been anticipated. It had been expected

¹ Public Law 142, 81st Cong. (63 Stat. 298, 12 U. S. C. sec. 24, 22 U. S. C. secs. 286k-1, 286k-2), which exempted certain securities issued or guaranteed by the International Bank for Reconstruction and Development from requirements of the National Bank Act, the Securities Act of 1933 and the Securities Exchange Act of 1934, provided that these biennial reports of the NAC should also cover the effectiveness of such exemptions.

² The last published semiannual report of the Council covered the period April 1-September 30, 1951, H. Doc. 353, 82d Cong., 2d sess.

³ First Special Report, 1948, H. Doc. 656, 80th Cong., 2d sess.; Second Special Report, 1950, H. Doc. 611, 81st Cong., 2d sess.

that the two international institutions, each in its respective field, would be able to cope with the postwar problems in large part, though it was recognized as early as 1945 that the United States would have to render special assistance to certain countries to enable them to reconstruct their economies.

In the course of the following years the members of the Fund and the Bank, which include most of the free world, made great strides forward. They were able to restore their levels of production in agriculture and industry for the most part, even though the standards of living have not in all cases reached their prewar levels. World trade expanded. Programs for capital investment to replace equipment lost during the war or worn out made considerable progress. Some of the European countries, but not all, greatly improved their governmental administrative services and had, by adopting sound fiscal and monetary policies, moved forward in checking the currency inflations, which are an almost inevitable consequence of war and postwar periods.

The widespread devaluations of currencies in September 1949 gave prospect for the restoration of international trade to a competitive price basis, which would allow the most economic use of the productive capacities of the trading nations. In the early part of 1950, some of the countries had been able to reduce the deficits in their balances of payments and some even to achieve surpluses, thus leading to the expectation of a return to more nearly normal international economic life, without dependence upon extraordinary United States assistance. If a more normal flow of private capital had developed following the exchange adjustments of 1949, the world could have moved to a position in which the International Monetary Fund could more successfully perform its important tasks in assisting the maintenance of exchange stability and the elimination of restrictions on international payments.

The invasion of Korea in June 1950 introduced significant disturbing elements into the international economy. Almost at once prices of raw materials rose sharply, as the result of increased demand for military requirements and for public and private stockpiling as a precaution against possible widening of the conflict. The speculative purchase of wool, copper, tin, rubber, and other raw materials declined in the early part of 1951, with a resulting fall in the prices of these materials.

This shift in world trade had far-reaching consequences. For a period in 1950 the United States, for the first time in decades, imported more than it exported. The countries producing the raw materials found their exchange receipts increasing and in many cases they were able substantially to raise the levels of their monetary reserves in gold, dollars, and other currencies. In 1950 there was a net outflow of gold from the United States amounting to \$1.7 billion with a corresponding increase in the monetary reserves of the sterling area, Latin America and other raw-material-producing countries. On the other hand, the more highly industrialized countries, which depend upon foreign sources for their supplies of raw materials and foodstuffs, found that the cost of their imports tended to rise more rapidly than their export receipts. Prices rose in almost all countries, in some part as the result of the changes in international prices, but in many instances as the result of internal fiscal and monetary policies which provided an independent and, in many cases, a preponderant

factor in the inflationary situation. The rate of inflation was unequal and the balance-of-payments impact differed from country to country.

In recent months rises in prices in some European and other countries appear to have been arrested. It is, of course, impossible to predict what the course of the international economy will be in the period immediately ahead in view of the dislocations of recent years, upon which has been superimposed the added burden of rearmament. It does appear, however, that adjustments will have to be made in internal financial policies and in international exchange and trade policies if the world economy is to move toward a more rational pattern of trade based upon the freer movement of goods and the convertibility of currencies.

In this emerging world situation, the International Bank and the International Monetary Fund now have to move forward toward the realization of their objectives, agreed to by the member countries, under circumstances which are rather far from those contemplated at the time of their foundation. Their policies and programs have had to be and continually must be adjusted to new situations. The United States will continue to support appropriate measures in these institutions for carrying out their responsibilities.

Fifty-one countries are members of the Bank and Fund, and the Boards of Governors have recently voted Jordan, Germany, and Japan to membership. The membership thus includes all of the countries outside of the Iron Curtain except a few which for varying reasons have not agreed on membership or completed the steps necessary for admission. Czechoslovakia is the only country in the Soviet bloc which continues its membership, though it did not participate in the last election of the Boards of Executive Directors.

CHAPTER II. THE INTERNATIONAL BANK FOR RECONSTRUCTION AND DEVELOPMENT

The International Bank has as its function to make and guarantee loans for postwar economic reconstruction and the economic development of its member nations as a means of realizing the more general objectives of international economic cooperation, the growth of international trade, the maintenance of equilibrium in the balances of payments of members, and the improvement of the standards of living in the member nations. It is not intended to compete with the private capital market, and it makes its loans only when the private market cannot finance the projects on reasonable terms. The Bank itself must, however, secure the bulk of its funds from the sale of its securities to private investors.

CAPITALIZATION AND FINANCING OF THE BANK'S OPERATIONS

The Articles of Agreement of the Bank authorize a capital equivalent to \$10 billion. The outstanding capital is equivalent to \$8,454,000,000. The Bank's capital consists of three parts: (a) Each member country must pay 2 percent of its subscription in gold or dollars. Funds provided in this way may be used by the Bank in its operations without restriction by the member governments. (b) Each member is required to pay 18 percent of its capital subscription in its own currency. These payments may be made either in the form of non-

interest-bearing demand notes, or in the form of cash. The Bank may loan 18 percent capital funds only with the consent of the member concerned. (c) Eighty percent of the capital subscription is subject to call only to meet obligations of the Bank. No part of this capital has been called, but if and when it is called it is payable by the members in gold, United States dollars, or other currencies required to meet the Bank's obligations.

The capital subscriptions of the United States and other members of the Bank are summarized in table I. Of the total outstanding capital, \$737,000,000 has been paid in in gold and dollars and the equivalent of \$950,100,000 in other currencies.

TABLE I.—*Subscribed capital of the International Bank as of Mar. 31, 1952*

[Expressed in millions of United States dollars]

Type of capital	United States subscription in dollars	Other countries	
		Subscriptions in gold or dollars	In their own currencies
Paid-in (20 percent):			
Total.....	635.0	102.0	950.1
2 percent.....	63.5	102.0	
18 percent.....	571.5		950.1
Subject to call.....	Payable in gold, dollars, or the currency required to meet obligations for which call is made		
80 percent.....	2,540.0	4,222.8	

¹ An additional \$3,600,000 was due June 25, 1951 (but not paid as of Mar. 31, 1952) from 2 members, China (\$2,970,000) and Czechoslovakia (\$625,000).

The bulk of the United States subscription to the paid-in capital originally consisted of non-interest-bearing demand notes in accordance with article V, section 12, of the Bank's Articles, and section 7 (c) of the Bretton Woods Agreements Act. The United States Government, acting through the National Advisory Council, promptly gave its consent to the use of the 18 percent capital subscription of the United States, and, as a consequence of the Bank's use of these funds for making loans, the entire amount of the United States non-interest-bearing notes was converted into cash. As borrowers repay loans made from 18 percent capital subscriptions, the funds may be re-loaned only with the consent of the member whose capital was employed. The Council, on behalf of the United States, has for the present authorized the Bank to relend the amounts so repaid.

Payments on the 18 percent capital subscriptions of countries other than the United States have amounted to approximately \$950,000,000. Of this amount \$55,000,000 had been made available for loans (as of March 31, 1952), and the equivalent of \$30,000,000 had actually been disbursed by the Bank in its loan operations. In addition to the United States, Ecuador, El Salvador, and Honduras have released their entire 18 percent subscriptions. In May 1952 Canada made the balance of its paid-in subscription (\$65,000,000) available to the Bank. This action added \$41,000,000 to the amount of \$17,500,000

previously authorized. Since the Canadian dollar is freely convertible, the Bank may use these funds to finance purchases in other countries as well as in Canada. Ten countries—Costa Rica, Finland, France, Iceland, Italy, Lebanon, The Netherlands, Syria, Thailand, and Yugoslavia—have agreed in principle to the use of all of their 18 percent subscriptions, but wish to be consulted about their use in any particular case. A total of 20 other countries have agreed either to the actual use of part of their subscriptions, or have agreed in principle to the release of portions subject to agreement in the particular case. Of the total amount of capital subscriptions released (as of March 31, 1952) by countries other than the United States, Canada had provided one-third and this amount was completely used in the Bank's operations. The Bank has used smaller proportions of the amounts of their subscriptions made available by Belgium, the United Kingdom, France, Italy, and Denmark.

In addition to loans made from paid-in capital, the Bank may make loans from funds borrowed in the investment markets of member or nonmember countries. The total amount of the Bank's funded debt (including the May 1952 flotation) amounts to \$500,000,000. Of this total, \$450,000,000 is represented by five issues of bonds payable in United States dollars; \$13,600,000 by bonds payable in Canadian dollars; \$14,000,000 in pounds sterling; and \$22,200,000 in Swiss francs. Under present conditions the Bank has had to rely principally upon United States investors for the sale of its securities. It has been anxious to widen the market for its securities by the sale of its bonds in other countries, particularly in those countries whose currencies would be used in making loans. When the Bank previously required foreign currencies for its operations, it secured these currencies by purchase with dollars, except where relatively small amounts of the 18 percent capital funds were made available by the member countries. For the purposes of several of its loans it was desirable to expend funds in Canada, Switzerland, and the United Kingdom, and some of the obligations to the Bank are denominated in these currencies. Accordingly, the Bank has begun to tap the financial markets of those countries as a supplementary source of funds.

UNITED STATES LEGISLATION ON BANK SECURITIES

Section 15 (a) of the Bretton Woods Agreements Act, as amended, exempts the securities of the Bank from certain provisions of the Securities Act of 1933 and the Securities Exchange Act of 1934. The Bank is required, under this section, to file reports with the Securities and Exchange Commission. Section 8 of the National Bank Act, as amended, permits national banks and State member banks of the Federal Reserve System to deal in and underwrite securities of the International Bank, which are at the time eligible for purchase by a national bank for its own account, up to 10 percent of their unimpaired paid-in capital stock and unimpaired surplus. These amendments to the National Bank Act and the Bretton Woods Agreements Act were supported by the Council in order to facilitate the wider distribution in the United States of securities issued or guaranteed by the International Bank.

Section 15 (b) of the Bretton Woods Agreements Act, as amended by Public Law 142, Eighty-first Congress, requires that the biennial

special reports of the Council shall cover the effectiveness of the provisions of section 15 (a) of the Act and the exemption for securities issued by the Bank, provided for by section 8 of the National Bank Act, in facilitating the operations of the Bank, and the recommendations of the Council as to any modifications it may deem desirable in the provisions of the Bretton Woods Agreements Act.

Since the enactment of the amendments in June 1949, the Bank has publicly sold in the United States markets an aggregate of \$300,000,000 of its bonds and publicly sold outside the United States an aggregate of the equivalent of approximately \$50,000,000 of its bonds. Of the total amount of bonds sold in the United States, the Bank estimates that about \$65,000,000 are now held by nonresidents of the United States.

United States banks, as a result of the amendments to the National Bank Act and the Bretton Woods Agreements Act, have taken a leading role in the distribution of the Bank's bonds, both with respect to underwriting and dealing in the bonds, as well as to managing the issues. The \$100,000,000 2-percent serial bonds of 1950 (which replaced the 10-year bonds maturing in July 1957) were sold at competitive bidding in January 1950 by the Bank to a syndicate consisting of 136 members of which 37 were banks. These banks underwrote \$38,350,000 of the bonds. Of the two managers of this issue, one was a bank. The \$50,000,000 3-percent 25-year bonds of 1951 were sold by the Bank to a syndicate consisting of 32 members of which 10 were banks. These banks underwrote \$15,630,000 of the bonds. Of the four managers of this issue, one was a bank. Approximately half of this issue was in turn sold through a selling group consisting of 408 members of which 56 were banks. The \$100,000,000 3½-percent 30-year bonds of 1951 were sold by the Bank to the same syndicate. The banks underwrote \$29,480,000 of the bonds. Of the two managers of this issue, one was a bank. Approximately half of this issue was in turn sold through a selling group consisting of 361 members of which 42 were banks. The \$50,000,000 3½-percent 23-year bonds of 1952 were sold by the Bank in a negotiated underwriting to a syndicate consisting of 119 members of which 20 were commercial banks. These banks underwrote \$12,600,000 of the bonds. In addition to participating in the initial distribution of these issues, certain of the larger banks have also dealt in the bonds of the International Bank, thus helping to maintain a stable market for them.

The Council is of the opinion that the amendments to the National Bank Act and the Bretton Woods Agreements Act have been helpful in the distribution of the Bank's securities and have thereby facilitated its operations. Accordingly, the Council does not recommend any modification in these provisions of the Bretton Woods Agreements Act, as amended.

THE BANK'S LOANS

The Bank has made loans aggregating \$1.3 billion in 27 member countries. These loans were made either to the governments, or to governmental or private organizations whose borrowings were guaranteed by the member governments. The total disbursements (March 31, 1952) under effective loan agreements aggregated about \$823,000,000, with \$372,000,000 remaining undisbursed but obligated by the Bank. The Bank has sold obligations arising from its loans in the

amount of \$40,500,000, in some instances without its guaranty and in others with its guaranty, so that the Bank still has a contingent liability of \$27,000,000 on these securities.

During the first 2 years of its operations, as noted in the Second Special Report of the National Advisory Council, the Bank's loans were primarily reconstruction loans made to the governments of European countries or their agencies. These loans financed some of the most pressing reconstruction needs in the earlier postwar period, but since the development of the European Recovery Program the Bank's loans to European countries have been confined to a few special-purpose loans, particularly to private enterprises whose loans were guaranteed by the government concerned. During the last 4 years the Bank has concentrated on development loans in the relatively underdeveloped countries. Its loans now extend to all of the continents: in Asia to India, Iraq, Pakistan, Thailand, and Turkey; in Africa to the Belgian Congo, Ethiopia and South Africa; in Latin America to Brazil, Chile, Colombia, El Salvador, Mexico, Paraguay, Peru, and Uruguay; and to Australia.

The Bank's loans have been for electric power, transport and communications systems, agricultural machinery and development projects, and other projects related to increasing production in the borrowing countries. Since the Bank's loans are made only with governmental guaranties, they have been concentrated on relatively large projects of national interest to the borrowing countries. In this way, the Bank has been working toward the objective of developing conditions under which private capital could find profitable investment in other activities. In some instances the Bank has provided capital for small private enterprises of an industrial or commercial character by making loans, guaranteed by the governments, to development banks in Ethiopia and Turkey, and to a consortium of banks in Mexico. While these loans differ somewhat in detail, the essential feature is that foreign exchange was provided to a development bank, or similar institution, which in turn could make loans or participate in smaller private enterprises. This development is particularly important since countries in the less advanced stage of economic growth lack capital for the industrial, agricultural and commercial enterprises which are quite as necessary as power development or transport facilities if they are to have a well-rounded expansion of production.

TECHNICAL ASSISTANCE ACTIVITIES

In conjunction with its lending activities the Bank has made an important contribution to the economic development of its member countries through its technical advice and assistance. On the request of members, it has sent missions to them to make surveys of their economies and to assist them in formulating programs for capital expansion. For these purposes the Bank has employed private technicians on a temporary basis in addition to the use of its own staff. By using technicians from various countries it has made the wider experience of economically more advanced countries available to the less advanced. The Bank has entered into cooperative relations with the International Monetary Fund and the United Nations Technical Assistance Board in providing this form of aid to its members. The

Council is of the opinion that the Bank has played, and will continue to play, a significant part in economic development through these means.

FISCAL RESULTS

The Bank in the course of its operations has earned about \$55,000,000. The net earnings of the Bank have not been distributed among the member countries as dividends. At the annual meetings of the Board of Governors in 1950 and 1951 it was decided to allocate the earnings surplus to a supplemental reserve account. This general reserve is in addition to the special reserve established on the basis of the 1 percent statutory commission on all of the Bank's loans, whose proceeds must be invested in a special reserve fund for losses. This reserve amounted to \$25,600,000 on March 31, 1952. It is the opinion of the National Advisory Council that it is preferable at this time to continue to build up the Bank's reserves rather than to distribute net earnings among the members as they accrue. If, however, the Bank were in the future to declare a dividend, the Articles require that first a preferred dividend of up to 2 percent of the amount of a member's subscription used in loans should be distributed to those members whose currencies have been used. Since the bulk of the loans made from capital subscriptions have come from the United States subscription, almost the entire dividend would accrue to the United States Government.

CONCLUSIONS AND RECOMMENDATIONS

The National Advisory Council believes the Bank has carried out the functions entrusted to it by the Articles of Agreement. Its loans were of great value in assisting the European countries in the initial period of postwar reconstruction, though, obviously, the resources of the Bank alone were not adequate to cope with the problem in view of the amounts which were required. In the more recent period when it has concentrated on development loans for power, agricultural development, and similar projects, it has further added to the potential national incomes of its member countries. The Council believes that the Bank in its operations has contributed significantly to promoting international economic cooperation and furthering world security by assisting in raising the standards of living in its member countries. Thus far the Bank has been able to finance its operations out of paid-in portions of capital subscriptions and by the sale of securities, principally in the United States market, and the Council is of the opinion that the Bank should be able to float additional issues as needed. It does not believe that it is necessary to increase the United States subscription to the capital stock of the Bank, nor that any amendments of the Bank's Articles of Agreement are indicated at this time.

CHAPTER III. THE INTERNATIONAL MONETARY FUND

The International Monetary Fund was established to promote international cooperation in the monetary and foreign exchange fields and to assist in the expansion of productive world trade by promoting exchange stability and orderly exchange arrangements. In carrying out its functions it may, under adequate safeguards, sell foreign exchange to members for their own currencies or gold, and thereby

help them to correct temporary maladjustments in their balances of payments without resorting to measures destructive to national or international prosperity.

The articles of Agreement of the Fund look to a world economy based upon multilateral trade and payments, and currency convertibility. The articles recognized that the objective of freedom from exchange restrictions could not be realized immediately after the war period with its inevitable economic dislocations. Accordingly, the articles provided for a transitional period during which the member countries might retain and adapt to changing circumstances restrictions on international payments in force at the time the Fund's articles became effective. The period of postwar adjustment was expected to be of relatively short duration, and it was anticipated that by 1952 the exchange restrictions, which had been imposed to deal with the conditions of the war and the early postwar period, would for the most part have been abolished. In any event, beginning with 1952 all exchange restrictions on current transactions have become a matter of annual consultation with the Fund to determine whether or not their continuance could be justified.

The Fund's Articles presupposed that the major currencies of the world would be fully convertible for current account transactions. In a world of inconvertible currencies many of the provisions of the Agreement can, in fact, be implemented only with difficulty. The 7-year period since the Fund's Articles were drafted has been characterized by the inconvertibility of the currencies of most of the larger foreign countries. Exchange restrictions have persisted, though the extent to which payments restrictions have been relaxed has varied with circumstances.

The National Advisory Council, as well as the authorities representing the other member nations, and the Fund's staff have fully realized the difficulties in the attainment of the Fund's objectives at a time when the member countries have been struggling with the problems of postwar recovery, and more recently with the added burden of defense. Accordingly, it has been necessary to work out practicable methods of making the Fund effective while at the same time assuring that its resources would be used for the purposes for which they were originally contributed by the member governments. The National Advisory Council in formulating its policy directives to the United States Executive Director on the Fund has tried to avoid the extremes on the one hand, of advocating a policy which would immobilize the Fund's resources until general convertibility and freedom from controls could be attained, and, on the other hand, of advocating a policy which would result in extended use of the Fund's resources in an unbalanced world with an acute demand for dollars by countries seeking ways of dealing with the problems of postwar reconstruction and economic development. While the Council has recognized the difficulties of eliminating exchange restrictions, it has continually pressed for a practical policy for decreasing their discriminatory impact, and at the same time has supported proposals looking forward to the eventual general abandonment of restrictions on current payments transactions. These difficulties and problems, and the policies formulated in the light of them, were set forth in good part in the Second Special Report which the Council submitted to the President and to the Congress in accordance with the Bretton Woods Agree-

ments Act. The present report is intended to supplement the report of 2 years ago by setting forth changes and the adaptations of policy which have occurred in the intervening period.

PAR VALUES AND EXCHANGE STABILITY

One of the primary objectives of the Fund is "to promote exchange stability, to maintain orderly exchange arrangements among members, and to avoid competitive exchange depreciation." To this end, the Articles of Agreement provide that each member should set, in agreement with the Fund, a par value for its currency expressed in terms of gold or dollars of the weight and fineness in effect July 1, 1944. Member countries are expected to maintain the market price of their currencies within 1 percent of these par values for spot exchange transactions. Multiple currency practices and other discriminatory exchange arrangements, which also generally involve a greater spread of the actual rates of exchange from the par, are subject to the Fund's approval.

Both the Council and the Fund's Board fully recognized that the salutary effects of the widespread exchange adjustments of 1949 might not be fully effective even under more stable conditions unless member governments pursued monetary and fiscal policies which would prevent the emergence of new disparities in prices. In the early part of 1950, however, exports generally began to increase and in particular exports to the United States and other countries in the hard-currency area. The United Kingdom was able to eliminate its deficit with the dollar area, while several other European countries had come so close to equilibrium in their international accounts that it was possible for the United States to cease giving them direct economic aid.

The outbreak of hostilities in Korea in June 1950 exerted a highly disturbing influence in world markets and overshadowed the effects of the devaluations of September 1949. These disturbances took the form of a rapid rise in the prices of raw materials as the result of speculative purchases and stockpiling. The rise in prices and the expanded trade in these materials brought about considerable change in the balance-of-payments positions of the member countries. Generally speaking, it provided advantages to the countries exporting foodstuffs and raw materials, and disadvantages to the countries importing these materials and exporting predominantly finished products. For part of the year 1950 the value of United States imports exceeded exports, and for the year as a whole, disregarding the exports financed under United States assistance programs, the United States had an import surplus. There was a considerable movement of gold from the United States, though this movement was reversed subsequently in 1951. The balances of payments of many of the countries in Latin America and Asia showed large export surpluses and many of these countries had substantial increases in their reserves of gold and dollars. On the other hand prices of manufactured goods lagged behind those of raw materials so that other countries, particularly in Europe, had balance-of-payments deficits and some loss in monetary reserves. In the case of the United Kingdom, reserves reached a high in June 1951, for the most part as a result of the increased dollar earnings of the raw-material-producing countries

and dependent overseas territories of the sterling area. Subsequently these reserves declined sharply, though they have not fallen to the low level of the period immediately preceding the devaluation of sterling.

During the upsurge of prices in 1950-51 and the accompanying improvement in reserve positions, there was considerable discussion in various countries about the desirability of currency appreciation. It was argued in some instances that increases in the values of the currencies of the countries whose terms of trade had drastically improved would decrease the inflationary impact of the favorable exchange situation. In other countries revaluation was advocated as a means of obtaining more favorable terms of trade and as a means of increasing reserves. While the Articles of Agreement of the Fund emphasize explicitly the avoidance of competitive exchange depreciation, the purposes of the Fund may be frustrated equally well by competitive exchange appreciation.

It was the view of the National Advisory Council that widespread appreciation of currencies under the then prevailing conditions was unjustifiable.⁴ In the rapidly changing economic situation, pressure for exchange appreciation quickly subsided, particularly in the light of the later decline of raw materials prices, increased demand for investment goods, and the balance-of-payments problems arising from the defense efforts of the Western World.

A number of countries which are members of the Fund have not proposed par values, while others because of their peculiar situations have either abandoned par values previously accepted by the Fund, or are no longer making them effective. The Governments of Austria, Burma, China, Greece, Italy, Thailand, and Uruguay have not proposed par values to the Fund. France, which had a par value up to January 26, 1948, has not proposed a new par value. Peru, which originally had a par value of 6.5 soles to the dollar, introduced in November 1949 an exchange system under which this par value was not used for any transactions, but actual transactions were carried out in special certificate and free markets in which the sol fluctuated, in recent periods to about 15.3 soles per dollar. Canada, which originally had a par value equal to the United States dollar, devalued to 90.9 United States cents on September 19, 1949. As a means of dealing with a very heavy inflow of capital, Canada on September 30, 1950, introduced an exchange system under which the exchange value of the Canadian dollar was allowed to fluctuate. The Canadian dollar has since then varied between US\$0.93 and US\$1.02. In December 1951 Canada abolished its exchange controls and in March 1952 accepted the obligations of article VIII, sections 2, 3, and 4.

In view of the many factors of instability in the world, rigid adherence to the par-value system cannot be expected in all cases at all times, but the Council believes that the advantages to the members as a whole of maintaining exchange rates within the accepted margin of parity outweigh the possible disadvantages. While internal monetary conditions may make the maintenance of par values at times difficult, the Fund mechanism is adapted to making adjustments at any time when it appears that changed price and trade patterns indicate the

⁴ Cf. National Advisory Council, Report for the period October 1, 1950-March 31, 1951 (H. Doc. No. 239, 82d Cong., 1st sess.), p. 18.

appropriateness of modification. In the interests of the international community as a whole, it seems preferable that modifications be made in an orderly manner in accordance with international agreement.

EXCHANGE RESTRICTIONS AND MULTIPLE CURRENCY PRACTICES

In accepting the Fund's Articles the member countries agreed to the objective of the reestablishment of a multilateral system of payments for international transactions and the elimination of exchange restrictions on current account transactions. The Fund's Articles look to the progressive removal of such restrictions as were in force at the time the Articles were adopted. At that time, however, most of the countries had various controls on current account transactions and the members could avail themselves of the transitional privileges provided by article XIV, section 2, which permits member countries to maintain and adapt to changing circumstances restrictions on current account transactions and permitted members whose territories had been occupied by the enemy to introduce restrictions. Countries availing themselves of the transitional period privileges are not obligated to convert foreign-held balances under article VIII, section 4, but the members are expected to consult with the Fund as to the progressive removal of restrictions.

Only seven member countries have renounced their claim to the transitional period privileges. El Salvador, Guatemala, Mexico, Panama, and the United States accepted the obligations of convertibility in 1947, at the time the Fund began operations. Subsequently, Honduras, which had originally taken advantage of the transitional privileges, although it maintained only very minor restrictions, renounced this privilege in 1950 and accepted the obligation of convertibility. Most recently Canada, in December 1951, abandoned its exchange control system, and in March 1952 accepted the full obligations of article VIII. All other member countries have maintained their rights under article XIV, section 2, though the extent of the restrictions in effect vary greatly from country to country and some of them closely approach full convertibility.

The existing exchange control measures take the form of limitations on payments in certain currencies, or payments for certain types of current transactions, or both. The control of payments is frequently combined with a control of imports through trade licenses. In many countries the restriction takes the form of a multiple currency system whereby different rates are applicable to the purchase of foreign currencies from exporters or other recipients of exchange depending upon the particular currency or the type of transaction or commodity involved, and also to sales of foreign currencies for imports or other payments abroad. These restrictions are ordinarily intended to deal with balance-of-payments problems of the countries employing them, but may have other incidental or deliberate effects of a fiscal or commercial policy nature. In many instances, special or free market rates are used for invisible transactions in view of the difficulty of controlling these transactions through the ordinary mechanisms. The coexistence of a "free" exchange market for certain transactions and the possible use of this market for disposing of part of the proceeds of exports represents another common form of multiple currency practice.

Beginning with 1950, i. e., 3 years after the Fund began operations, the Fund is required under article XIV, section 4, to prepare an annual report on the restrictions still in force under the transitional arrangements. The first of these reports was presented to the member governments in March 1950. The Articles also require the Fund 5 years after the date of initial operations to consult with the member governments about the retention of restrictions inconsistent with article VIII, sections 2, 3, and 4 (which require the conversion of foreign-held balances and the avoidance of restrictions on current payments and discriminatory currency practices). These consultations began in the spring of 1952 and will take place annually hereafter. During the course of these consultations the Fund may, in exceptional circumstances, make representations to a member that conditions are favorable for the withdrawal of particular restrictions, and, if the member, after consultation, persists in maintaining such restrictions despite the Fund's objections, it may be required to withdraw from membership.

In addition to the formal consultations required by the Articles, the Fund has consulted with many of the members individually on their foreign exchange practices. These consultations have taken place generally on the request of the member concerned, particularly when it has requested the Fund to send a mission to give it technical assistance in improving its exchange policies, or when it has requested Fund advice on, or permission to adopt, changes in the existing form of restrictions. It is recognized that internal financial conditions often are the most important factor in the retention of exchange restrictions and the Fund has frequently stressed the importance of appropriate internal fiscal and monetary measures as means of producing the degree of internal financial stability which is prerequisite to the maintenance of exchange stability and balance in international accounts without resort to restrictions on current transactions.

It could not reasonably be expected that exchange restrictions would have been completely abolished in the 5-year period since the Fund began operations. Restrictions of many types have continued in existence as the consequence of internal fiscal and monetary instability in many countries as well as disequilibrium in their international accounts. The Fund has, however, emphasized to its members the importance of reducing or removing existing restrictions and has pressed for the simplification of multiple currency practices and relaxation of exchange restrictions under favorable circumstances as steps toward the realization of unified and stable exchange rates.

The continued political and economic instability has greatly increased the difficulty of moving toward exchange stability. The Council, however, believes that restrictions of various sorts have been retained at times when the economic conditions which may have justified them no longer obtain. The Council recognizes that there are circumstances under which some exchange restrictions or alternative controls of international transactions may be necessary, and in some instances the burden of defense may require their retention. It looks to the Fund's consultations with the members as an effective means of bringing a measure of order out of the existing mass of restrictions and reducing their discriminatory impact to the greatest extent possible.

USE OF THE FUND'S RESOURCES AND REPURCHASES OF CURRENCIES

The Articles of Agreement limit the Fund's transactions in general to the purpose of—

supplying a member, on the initiative of such member, with the currency of another member in exchange for gold or for the currency of the member desiring to make the purchase (art. V, sec. 2).

These transactions are intended to give assistance to members in financing temporary balance-of-payments deficits on current account for monetary stabilization operations.

As noted in the preceding biennial reports to the Congress, the use of the Fund's resources is intended to deal with short-run deficits in the international accounts of the member countries. The Fund by advancing short-term assistance to the members against payments in their own currencies thus enables them to take the steps necessary to reestablish equilibrium in their international accounts. The use of the Fund's resources is expected to be relatively short term. The Fund Board has defined this as an outside limit of 3 to 5 years, and as successive tranches of a member's quota are used the time period becomes shorter. The member is expected to take the appropriate steps to eliminate its deficit on current account and accumulate monetary reserves to the extent necessary to repurchase its currency from the Fund.

TABLE II.—*Currency sales of the International Monetary Fund to Apr. 30, 1952¹*

(In millions of United States dollars)

Purchasing country	Total to Apr. 30, 1952	1947	1948	1949	1950	1951	January- April 1952
Total, All Countries.....	\$857.7	\$467.7	\$214.2	\$101.5		\$34.6	\$39.7
Total, Europe.....	579.2	436.4	133.8	9.0			
United Kingdom.....	300.0	240.0	60.0				
France.....	125.0	125.0					
Netherlands.....	75.3	² 52.0	³ 23.3				
Belgium.....	33.0	11.0	22.0				
Norway.....	15.7		⁴ 15.7				
Denmark.....	10.2	3.4	6.8				
Yugoslavia.....	9.0			9.0			
Czechoslovakia.....	6.0		6.0				
Turkey.....	5.0	5.0					
Total, Other Countries.....	278.5	31.3	80.4	92.5		34.6	39.7
Brazil.....	103.0			37.5		⁵ 28.0	37.5
India.....	100.0		68.3	31.7			
Mexico.....	22.5	22.5					
Australia.....	20.0			20.0			
Union of South Africa.....	10.0		10.0				
Chile.....	8.8	8.8					
Iran.....	8.8					6.6	2.2
Egypt.....	3.0			3.0			
Costa Rica.....	1.3		1.3				
Ethiopia.....	.6		.3	.3			
Nicaragua.....	.5		.5				

¹ Repurchases have not been deducted in this table.² Includes \$6,000,000 of pounds sterling.³ Includes \$6,800,000 of Belgian francs.⁴ Includes \$6,126,788 sold to Norway for an equivalent amount in gold; includes \$4,600,000 of Belgian francs.⁵ Sale of pounds sterling.

Source: International Monetary Fund.

The Fund Articles provide that a member may repurchase its currency in excess of quota from the Fund against payment in gold at any time. In addition to these voluntary repurchases, a member is required at the end of each fiscal year of the Fund to repurchase from the Fund a portion of the Fund's holdings of its currency equal to one-half of any increase in the Fund's holdings of its currency in the course of the year, plus one-half of any increase or minus one-half of any decrease that has occurred during the year in a member's monetary reserves (art. V, sec. 7 (a) (b)). Repurchases under this latter clause may be made with gold or convertible currencies. But the repurchase is not required when the member's reserves are below its quota, or the Fund's holdings of its currency are below 75 percent of its quota, or when the effect of a repurchase would be to increase the Fund's holdings of the currency used in the repurchase to more than 75 percent of the quota.

This automatic repurchase provision is intended to assure the revolving character of the Fund's resources so that the members may look to the Fund as a secondary source of reserves, if necessary, but cannot use the Fund's resources without using their own reserves proportionally. The Fund's holdings of a currency may be below 75 percent of quota as the result of drawings of that country's currency by other members, e. g., the Fund's holdings of dollars have been reduced below 75 percent as the result of drawings and the United States payment of 25 percent of its quota in gold. Thus, the repurchase obligation need not apply to a country whose own currency is in considerable demand by other countries as evidenced by the state of the Fund's holdings, nor may the Fund be required to accept in repurchases a currency which is not in great demand even though the currency might be convertible in the meaning of the Fund's Articles. It may be noted also that the repurchase provisions are applicable to the case of certain countries whose monetary reserves increase even though they may not have drawn other currencies from the Fund. These are countries which were permitted to pay less than 25 percent of their quota in gold, since at the time of their admission 10 percent of their gold and dollar reserves was less than 25 percent of quota. Repurchases under this clause may be required of members whose reserves are increasing until the Fund's holdings of their currencies are reduced to 75 percent of quota, i. e., until a fourth of their subscription has been paid in gold or convertible currency. Of the total repurchases of currencies from the Fund, about 90 percent has resulted from prior drawings, and 10 percent from increased reserves, with or without prior drawings, as shown in table III:

TABLE III.—*Repurchase transactions of the International Monetary Fund to Apr. 30, 1952*

(In millions of United States dollars)

Repurchasing country	Total Repurchases	Repurchases relating to	
		Prior drawings	Members gold contribution
Total, All Countries.....	\$79.9	\$72.6	\$7.3
Mexico.....	22.5	22.5	
Belgium.....	21.6	21.6	
Union of So. Africa.....	10.0	10.0	
Norway.....	9.6	9.6	
Egypt.....	8.5	3.0	5.5
Chile.....	3.4	3.4	
Costa Rica.....	2.1	1.2	.9
Lebanon.....	.9		.9
Ethiopia.....	.6	.6	
Nicaragua.....	.5	.5	
Netherlands.....	.2	.2	

Source: International Monetary Fund.

The automatic repurchase provisions cannot in all cases be relied upon to assure the revolving character of the Fund's resources. In the postwar period some of the member countries have had monetary reserves (gold and convertible currencies) smaller than their quotas. With most of the currencies of the world inconvertible, monetary reserves in the sense of the Fund Articles include only gold, dollars, and the convertible currencies of some smaller countries. In the case of the sterling area, whose members hold their foreign exchange principally in the form of sterling, monetary reserves are almost invariably smaller than quotas as long as sterling remains inconvertible. Consequently, the automatic repurchase requirements of the Fund Articles would not in fact result in a satisfactory short-term repurchase by many members (both sterling area and other countries) drawing on the Fund. These considerations have led to the adoption of measures (described below) to strengthen the repurchase arrangements in the Fund.

Fund drawings are intended to shorten the duration and lessen the degree of disequilibrium in the international balances of payments of members (art. 1, (v), and (vi)), but are not intended to deal with fundamental disequilibria in the balances of payments of members. For example, if a member country experiences balance-of-payments difficulties because of its internal inflation, or as the result of an inappropriate exchange rate, the use of the Fund's resources would not serve to correct the situation unless the member took remedial action, such as adjustment of the exchange rate, containment of inflation, etc.

As noted in the First and Second Special Reports of the National Advisory Council to the Congress, the Council has favored the use of the Fund's resources under appropriate conditions when such use would give assistance to countries in enabling them to meet temporary difficulties while pursuing policies consistent with the purposes of the Fund Agreement. While in the initial period of the Fund's operations, large drawings were made by European countries in the expectation that their exchange difficulties would be short term, it became clear that the European situation was far more serious than had origi-

nally been anticipated and that the countries of Europe had to deal with a persistent rather than a temporary disequilibrium.

In the recent period during which only limited use has been made of the Fund's resources, as shown by table II, increasing attention has been given to the adoption of policies which could make more effective use of the Fund's resources. Obviously, automatic drawings on the Fund would soon deplete its reserves of gold and dollars and these resources would not be replenished through the operation of the automatic repurchase provisions. The problem has been to devise policies and measures to assure that the use of the Fund's resources will be temporary. One measure has been to shift the schedule of interest charges so as greatly to reduce the time which elapses before the mandatory consultation respecting repurchase provided by the Articles takes place. Another measure has been to define more precisely what is regarded as "temporary use" and to ascertain formally that a member is in agreement with this definition and its implication respecting repurchase, before a drawing is approved. These measures are designed to give greater assurance that the revolving character of the Fund's resources will be preserved.

Under the conditions which are likely to prevail in the immediate future, it is extremely difficult to set in advance in general terms the conditions under which a Fund drawing should be permissible within the requirements of the Articles and the purposes which the Fund seeks to attain. Each case of a drawing must be considered on its own merits by the Fund in the light of the internal and external position of the member, the circumstances and purposes for which the drawing is to be made, the previous use of the Fund, and the prospect that the member will arrive at a position in which it can make the repurchase of its currency, without taking measures contrary to the Fund's policies while at the same time moving toward the realization of Fund objectives. The Council approves of this case-by-case procedure and will continue to advise the United States Executive Director on appropriate policies to be followed as circumstances warrant.

CONCLUSIONS AND RECOMMENDATIONS

The Council is of the opinion that the measures recently adopted by the Fund are an important step toward assuring a revolving use of its resources, and that the Fund should thereby become a more effective instrument in assisting members to meet temporary imbalance in their international accounts and to pursue sound exchange policies. The Council also believes that the Fund will continue to perform an important function in international economic cooperation through its advice and technical assistance to members on matters of foreign exchange policy and related monetary and financial problems. The Council considers that the use of the Fund's resources should be related to progress toward the attainment of the objectives of the Fund. The Council also hopes that the Fund's annual consultations with its members on exchange restrictions, the first of which is now in progress, will result in the modification of policies in the direction of nondiscriminatory, unified, and stable exchange rates, which are generally agreed as being essential to the stability of international trade and to the movement of capital. Greater progress in these directions will give added support to other measures of international

cooperation and programs for the economic development of the underdeveloped countries. The usefulness of the Fund as the forum for dealing with foreign exchange questions has already been demonstrated, and it should be of greater significance as progress is made toward generally more stable conditions. The Council, through its advice to the United States Governor and to the United States Executive Director of the Fund, has fully supported the policies which the Fund has pursued since its period of active operations began.

The Council, in its continual review of Fund policies and activities, has considered the specific questions posed by section 4 (b) (6) of the Bretton Woods Agreements Act. Through its consultation with and advice to its members the Fund has promoted sound international economic cooperation and has thereby furthered world security. While the Fund has not been able to obtain the relaxation of exchange restrictions to the extent hoped for by the Fund and the United States, the Council fully recognizes that the circumstances of the postwar period have militated against the realization of this ideal. In its opinion, the Fund has made as much progress as could be expected in view of the postwar economic situation and the policies of the member countries. The Council has regularly given its advice and made recommendations to the United States representatives on the Fund. The Council believes that Fund policies have in general coincided with its views, and it has given its support to the major decisions taken by the Fund.

In the view of the Council, the Articles of Agreement admit of the degree of flexibility necessary to adapt operations and policies of the Fund to changing conditions, and, accordingly, the Council does not recommend any amendments at this time. Likewise, it believes that the Fund's dollar resources are adequate for present needs, or requirements in the near future, so that it does not recommend a change in the United States subscription at this time. The Council is of the opinion that the Fund can continue to play a significant role by providing leadership in the adoption of policies promoting currency convertibility and increased freedom of multilateral trade.

JOHN W. SNYDER,

*Secretary of the Treasury,
Chairman of the National Advisory Council on
International Monetary and Financial Problems.*

DEAN ACHESON,

Secretary of State.

CHARLES SAWYER,

Secretary of Commerce.

WM. MCC. MARTIN, Jr.,
*Chairman of the Board of Governors
of the Federal Reserve System.*

HERBERT E. GASTON,
*Chairman of the Board of Directors
of the Export-Import Bank of Washington.*

W. AVERELL HARRIMAN,
Director for Mutual Security.

Exhibit 28.—Report of activities of the National Advisory Council on International Monetary and Financial Problems, October 1, 1951, to March 31, 1952 (published June 1952)

[House Document No. 523, 82d Congress, 2d session]

LETTER OF TRANSMITTAL

To the Congress of the United States:

I transmit herewith, for the information of the Congress, a report of the National Advisory Council on International Monetary and Financial Problems, covering its operations from October 1, 1951, to March 31, 1952, and describing in accordance with section 4 (b) (5) of the Bretton Woods Agreements Act, the participation of the United States in the International Monetary Fund and the International Bank for Reconstruction and Development for the above period.

HARRY S. TRUMAN.

THE WHITE HOUSE, June 26, 1952.

REPORT OF ACTIVITIES OF THE NATIONAL ADVISORY COUNCIL ON INTERNATIONAL MONETARY AND FINANCIAL PROBLEMS, OCTOBER 1, 1951, TO MARCH 31, 1952

I. ORGANIZATION OF THE COUNCIL

STATUTORY BASIS

The National Advisory Council on International Monetary and Financial Problems was established by the Congress in the Bretton Woods Agreements Act (59 Stat. 512, 22 U. S. C. secs. 286, 286b), approved July 31, 1945. The Bretton Woods Agreements Act was amended, and the Council given certain additional duties, by the Foreign Assistance Act of 1948 and amendments thereto (62 Stat. 137, 141, 145, 151; 22 U. S. C. secs. 286b (a), 1509 (c), 1513 (b) (6)), and by 63 Stat. 298; 12 U. S. C. sec. 24, 22 U. S. C. secs. 286k-1, 286k-2, which also amended the National Bank Act. The relevant portions of these acts are presented in appendix A.

REPORTS

Since its first meeting on August 21, 1945, the Council has submitted 16 formal reports, including three special biennial reports on the operations and policies of the International Monetary Fund and the International Bank.¹ The present report covers the activities of the Council from October 1, 1951, to March 31, 1952.

MEMBERSHIP

The members of the Council, according to law, during the period under review, were the following:

The Secretary of the Treasury, John W. Snyder, Chairman.

The Secretary of State, Dean Acheson.

The Secretary of Commerce, Charles Sawyer.

The Chairman of the Board of Governors of the Federal Reserve System, William McChesney Martin, Jr.

The Chairman of the Board of Directors of the Export-Import Bank, Herbert E. Gaston.

The Director for Mutual Security, W. Averell Harriman.²

¹ The first 14 reports of the Council are listed in H. Doc. No. 239, 82d Cong., 1st sess. The fifteenth report covers the period, April 1 to September 30, 1951 (H. Doc. No. 353, 82d Cong., 2d sess.). The Third Special Report was transmitted to the President in June 1952.

² On October 10, 1951, Mr. Harriman became a member of the Council in accordance with the provisions of the Mutual Security Act of 1951.

By agreement the following served as alternates:

Andrew N. Overby, Assistant Secretary of the Treasury.³

Willard L. Thorp, Assistant Secretary of State for Economic Affairs.

J. Thomas Schneider, Assistant Secretary of Commerce.⁴

M. S. Szymczak, member of the Board of Governors of the Federal Reserve System.

Hawthorne Arey, Vice Chairman of the Board of Directors of the Export-Import Bank.

C. Dillon Glendinning is the Secretary of the Council.

The United States Executive Directors of the International Monetary Fund, Frank A. Southard, Jr., and the International Bank for Reconstruction and Development, Andrew N. Overby,⁵ and their alternate, John S. Hooker, regularly attended the meetings of the Council.

II. FOREIGN TRADE AND FINANCIAL DEVELOPMENTS

TRADE DEVELOPMENTS—OCTOBER 1951 THROUGH MARCH 1952

United States merchandise exports, in the period October 1951 through March 1952, at an annual rate of \$15.9 billion, were about \$500 million higher, while imports, at \$10.5 billion, were about \$500 million lower than from April through September 1951.

The moderate advance in exports reflected continued strong demand abroad for United States products. The rise in the value of exports reflected an increase in volume, as there was a slight decrease in the average prices of exported goods.

The drop in the value of United States imports was, for the most part, attributable to declines in prices. Although these remained extremely high by comparison with any period prior to 1951, they had subsided considerably from the peak reached in the middle of that year, and averaged about 4 percent less than during the full 6 months from April through September. As compared with the latter period, the volume of imports in the half-year ending in March was virtually unchanged.

It should be noted, however, that fluctuations in imports during the past four quarters have been considerably greater than is suggested by the above semiannual comparisons. From an annual rate of nearly \$12 billion in the April-June quarter of 1951, at the end of the period of intensive forward buying which followed the Communist aggression in Korea, the value of imports dropped to an annual rate of about \$10 billion in each of the next two quarters, then recovered to a rate of a little over \$11 billion in the January-March quarter of this year.

³ Mr. Overby took office as Assistant Secretary of the Treasury on January 24, 1952. Mr. Overby previously had been Deputy Managing Director of the Fund, and before that United States Executive Director of the Fund.

⁴ Mr. Schneider succeeded Mr. Raymond C. Miller, effective February 1, 1952.

⁵ On February 19, 1952, Mr. Overby succeeded Mr. William McChesney Martin, Jr., as United States Executive Director of the International Bank.

In volume terms, these first-quarter imports, though 7 percent below the peak a year earlier, were 15 percent above the July-September 1951 low.

For the full 6 months from October 1951 through March 1952, United States merchandise exports exceeded imports by \$2.7 billion, or an annual rate of \$5.4 billion. The export surplus was thus four and a half times that in the corresponding period a year earlier. Most of the shift had occurred before last October, however, and the latest semiannual figure was only about \$1 billion larger at an annual rate than that of the immediately preceding 6 months. The upward trend was interrupted, at least temporarily, in the January-March quarter, when the export surplus was reduced to an annual rate of \$4.9 billion, after having reached \$6 billion in the previous quarter.

The growth in our merchandise export surplus in the most recent semiannual reporting period was concentrated geographically in trade with the Far East, particularly Australia and India. The value of United States imports from countries of that area had dropped markedly in the latter half of 1951, reflecting the slackening of domestic demand and the fall in prices of major industrial raw materials which they supply. Despite an appreciable recovery in the early months of 1952, these imports were much lower in the past half-year than from April through September 1951. On the other hand, our exports to Far Eastern countries rose sharply in the past two quarters as those countries utilized, with the lag inherent in deliveries on export orders, foreign exchange accumulated during the earlier post-Korean boom in their own sales.

The rise in exports to India was particularly marked, largely because of heavy shipments of wheat and cotton. Also especially noteworthy was the precipitate decline in United States imports from Australia, reflecting mainly the sharp reduction in United States demand for wool after an extended period of heavy forward buying.

The large export balance in our trade with Europe also increased, though only moderately. This increase (to an annual rate of \$3½ billion) stemmed chiefly from reduced United States imports, as our exports to Europe held steady at an annual rate of about \$5.3 billion.

Export surpluses with Canada and the American Republics, on the other hand, have diminished somewhat during the past 6 months. In the case of Latin America, it was the seasonal increase in United States coffee imports which accounted for the change. Our export surplus in this trade, at an annual rate of \$590 million, was less than for the previous half year; but it remained in sharp contrast with an import surplus of \$280 million for the corresponding period a year earlier.

TABLE I.—United States merchandise exports and imports

[In billions of dollars at annual rates]

Period	Exports ¹	Imports ²	Excess of exports over imports
Annual:			
1936-38.....	\$3.0	\$2.5	\$0.5
1947.....	15.3	5.8	9.5
1948.....	12.7	7.1	5.6
1949.....	12.1	6.6	5.5
1950.....	10.3	8.9	1.4
1951.....	15.0	11.0	4.0
Semiannual:			
Apr. 1-Sept. 30, 1950.....	9.9	8.6	1.3
Oct. 1, 1950-Mar. 31, 1951.....	12.6	11.4	1.2
Apr. 1-Sept. 30, 1951.....	15.4	11.0	4.4
Oct. 1, 1951-Mar. 31, 1952.....	15.9	10.5	5.4
Quarterly:			
1951-January-March.....	13.3	12.1	1.2
April-June.....	16.1	11.9	4.2
July-September.....	14.8	10.0	4.8
October-December.....	15.9	9.8	6.1
1952-January-March.....	16.0	11.1	4.9

¹ Exports including reexports² General imports.

Source: Department of Commerce.

In terms of commodity composition, the principal factor sustaining the large volume of exports from October 1951 through March 1952 was the increase in exports of raw cotton. The quantity rose, reflecting the new crop and the relaxation of export controls last fall, to nearly double that of the same period a year before and to almost 2½ times the volume of April-September 1951 shipments. Tobacco, iron and steel-mill products, and industrial machinery advanced much more moderately in volume, while wheat, petroleum, electrical machinery, automobiles, and chemicals declined from the high levels of the previous 6 months (though remaining above those of October 1950-March 1951).

United States imports of many leading commodities were lower in value in the half-year ending in March 1952 than in the preceding 6 months. In addition to the particularly sharp drop in raw-wool imports, there were declines in wood pulp, iron and steel-mill products, and sugar. Crude-rubber imports, while recovering somewhat in volume, also declined in value as rubber prices were well below their average in the middle quarters of last year. These declines were offset in considerable part, however, by a pronounced upswing—largely seasonal—in coffee imports.

UNITED STATES GOVERNMENT FOREIGN AID

Mutual Security Act of 1951

With the enactment of the Mutual Security Act of 1951, the nature and purpose of United States foreign assistance shifted from a program designed to achieve increased production abroad to a program of

foreign aid primarily in support of a growing defense effort, and the maintenance of economic conditions essential to such efforts. Of a total of \$5 billion in gross foreign aid provided under all programs during the calendar year 1951, almost one-third, or \$1.6 billion, represented military aid—an increase of \$1 billion over the amount provided for this purpose during the preceding year. During the same period, economic and technical assistance under the Mutual Security Program and its predecessor programs declined from \$2.8 billion in 1950 to \$2.6 billion in 1951, and was increasingly oriented toward expansion in the recipient countries' defense programs. The remainder of the \$5 billion (approximately \$800 million) constituted aid extended under other programs, principally Export-Import Bank loans and civilian supply relief assistance.

The Mutual Security Act of 1951, approved by the President on October 10, 1951,⁶ authorized a broad program of

military, economic, and technical assistance to friendly countries to strengthen the mutual security and individual and collective defenses of the free world, to develop their resources in the interest of their security and independence and to facilitate the effective participation of those countries in the United Nations system for collective security.

Military aid furnished under the act consists almost wholly of equipment and components. Aid in support of defense supplies raw materials, commodities, and machinery to assist other countries to increase their military strength. The Mutual Security Agency, established under the act, administers defense-support assistance and other economic and technical aid.

On October 31, 1951, the Congress appropriated for the fiscal year ending June 30, 1952, a total of \$7.3 billion to carry out the provisions of the Mutual Security Act of 1951.⁷ The Congress at the same time authorized the consolidation with the current appropriation of the unexpended balances of appropriations previously approved for administration of the Economic Cooperation Act of 1948, as amended. Of the total amount appropriated, approximately \$5.8 billion was made available for military assistance as compared with less than \$1.5 billion for all economic assistance, including that which was directly or indirectly in support of defense activities. This preponderance of aid in support of defense indicates clearly the change in the nature and flow of United States foreign aid. In terms of the distribution of foreign aid for fiscal 1952, title I of the act provides \$4.8 billion for military assistance to the North Atlantic Treaty Organization (NATO) countries in addition to \$1 billion of economic aid. Title II provides approximately \$400 million for military aid to Greece, Turkey, and Iran, and \$160 million in economic assistance to the Near East and Africa, including not to exceed \$100 million in support of the United Nations Palestine Refugee Act of 1950 and for relief of refugees coming into Israel. Under titles III and IV, the act appropriates somewhat over \$770 million for military and economic aid to the general area of China (including the Philippines and Korea) as well as approximately \$60 million for the American Republics. Additional military, economic and technical assistance to Spain in the amount of \$100 million is also provided in the act.

⁶ Public Law 165, 82d Cong., 1st sess.

⁷ Public Law 249, 82d Cong., 1st sess.

TABLE II.—*Appropriations for Mutual Security, fiscal year 1952*¹

Program, title, and area	Amount appropriated
Total	\$7,328,903,976
Military Assistance	5,788,502,457
Title I (NATO countries).....	4,818,852,457
Title II (Greece, Turkey and Iran).....	396,250,000
Title III (General area of China ³).....	535,250,000
Title IV (American Republics).....	38,150,000
Economic and Technical Assistance	1,440,401,519
Title I (ERP and NATO countries).....	1,022,000,000
Title II (Africa and Near East).....	160,000,000
Title III (General area of China ³).....	237,155,866
Title IV (American Republics ⁴).....	21,245,653
Assistance to Spain	100,000,000

¹ Public Law 249 (82d Cong., 1st sess.). Mutual Security Appropriations Act, 1952.² Including Republic of Philippines and Republic of Korea.³ Excluding Republic of Korea.⁴ Technical assistance only

As a related step, to enable the Export-Import Bank to make new loan commitments for strategic material production and for essential economic development abroad, the Congress, on October 3, 1951, authorized an increase in the Bank's lending authority from \$3.5 billion to \$4.5 billion. At the same time, the period during which the Bank may make loans was extended from June 30, 1953, to June 30, 1958.

Total gross foreign aid utilized for the period October 1, 1951, to March 31, 1952, amounted to \$2.2 billion. This was a decline of \$400 million from the foreign-aid figure for the preceding 6 months. Of the total for the period, grants accounted for \$1.9 billion of gross aid while credits amounted to approximately \$300 million. Grants declined a half-billion dollars from the previous period, but credits showed an increase of approximately \$100 million, rising from \$200 million to \$300 million.

Net foreign aid (i. e., gross aid minus reverse grants and principal payments on credits) utilized during the 6 months under review amounted to slightly less than \$2.0 billion as compared to \$2.4 billion for the preceding period. It might be noted that during the fourth quarter of 1951 the United Kingdom made its first payment of slightly over \$119.3 million representing principal and interest on the special British loan.

With the enactment of the Mutual Security Act, the major share of United States Government foreign aid was combined into one program, consisting of military aid and economic and technical assistance. Military aid in the form of grants utilized for the 6-month period amounted to \$820 million and economic and technical assistance grants amounted to \$1.0 billion. On the same basis, comparable figures for the previous period were \$873 million and \$1.275 billion, respectively. In addition, during the current period, \$74 million was utilized for other grants and \$308 million for credits as against \$262 million and \$200 million for the previous 6 months. This gives a total of \$2.2 billion in gross foreign aid utilized during the period under review compared to \$2.6 billion for the previous period.

TABLE III.—*Gross foreign aid utilized, April 1951–March 1952*

(In millions of dollars)

Type of aid	October 1951– March 1952	April 1951– September 1951
Total Foreign Aid	\$2,211	\$2,610
Total Grants	1,903	2,410
Mutual Security:		
Economic and technical assistance.....	1,009	1,275
Military aid.....	820	873
Other.....	74	262
Total Credits	308	200

Source: Department of Commerce.

Through March 1952, gross foreign aid utilized during the postwar period totaled \$36.6 billion, excluding United States Government payments on subscriptions of \$2.75 billion to the International Monetary Fund and \$635 million to the International Bank. Total postwar net foreign aid amounted to \$33.6 billion. The following table gives a summary of gross foreign aid by principal areas:

TABLE IV.—*Summary of gross foreign aid utilized, by area, July 1, 1945, through Mar. 31, 1952*

(In millions of dollars)

Period	Total postwar period	Europe		Far East	American Republics	Other areas
		Western ¹	Other			
Total, Postwar	\$36,571	\$26,546	\$1,160	\$6,637	\$814	\$1,414
6-month period ending:						
March 1952.....	2,211	1,549	-----	443	103	116
September 1951.....	2,610	1,993	-----	451	95	71
March 1951.....	2,460	1,810	-----	436	77	137
September 1950.....	2,229	1,768	-----	315	45	101
July 1, 1945–Mar. 31, 1950.....	27,062	19,427	1,160	4,992	495	988

¹ Includes countries classified in previous reports as "ERP participants," as well as Spain, Finland, and Yugoslavia. Also includes dependent overseas territories of the United Kingdom and France.

NOTE.—Detail does not necessarily add to totals because of rounding.

Source: Department of Commerce.

GOLD MOVEMENTS AND GOLD RESERVES

As noted in the preceding report of the Council, the large net sales of gold by the United States that characterized 1950 continued during the first half of 1951, after which the direction of the gold flow was reversed. Net gold sales of \$1.7 billion in 1950 were followed by net sales of \$932 million during the first 6 months of 1951, but net purchases of gold amounted to nearly \$300 million in the third quarter and to slightly over \$700 million in the fourth quarter of 1951. For the year as a whole, therefore, there was a slight excess (\$75 million) of gold purchases by the United States.

During the first quarter of 1952, net purchases of gold by the United States amounted to \$557 million, the bulk (\$520 million) coming from the United Kingdom. (For details on United States gold purchases and sales for the first quarter of 1952, and summary

data for the rest of the postwar period, see appendix B, table XIV of this report.)

As in the preceding period, during the 6 months under review, small amounts of gold were sold to several countries for their payments to the International Monetary Fund, although there was no large sale for this purpose, such as the earlier \$17 million transaction with Sweden.

In only two postwar years, 1945 and 1950, have net sales by the United States exceeded net purchases. Over the 7-year period ending December 31, 1951, net purchases by this country totaled \$3.2 billion, as indicated in the following tabulation:

TABLE V.—Gold transactions between the United States and other countries

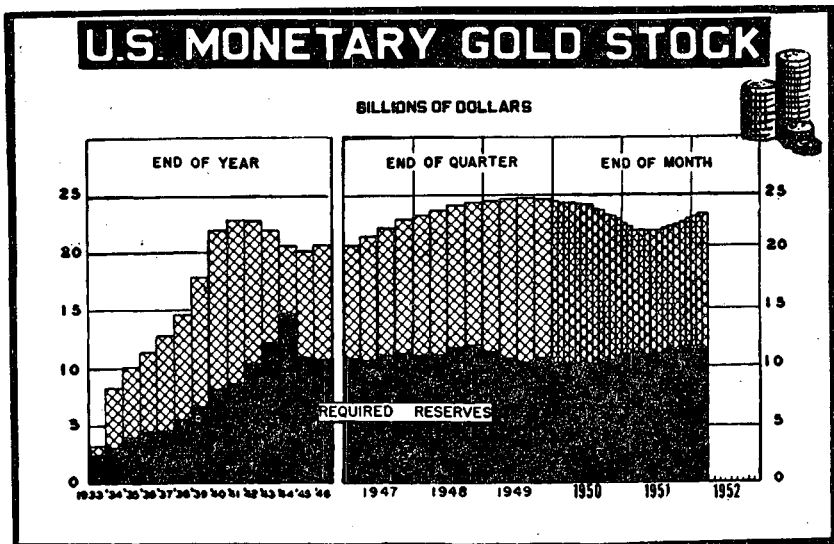
(In millions of dollars)

Year	Net purchases+, or sales (-)
Total.....	+\$3,186.1
1951.....	+75.2
1950.....	-1,725.2
1949.....	+193.3
1948.....	+1,510.0
1947.....	+2,864.4
1946.....	+721.3
1945.....	-452.9

Source: Treasury Department.

Estimated world gold reserves (excluding U. S. S. R.) amounted to \$36.0 billion on March 31, 1952. Although there was no change in total official world gold holdings from September 30, 1951, the United States share increased from \$22.2 billion to \$23.4 billion during the period, and constituted 65 percent of the total on March 31, 1952.

Chart A



The increase of \$1.2 billion in United States gold holdings resulted almost exclusively from the excess of purchases of gold from foreigners over sales to foreigners, referred to above, rather than from domestic production.

The countries of Western Europe and the sterling area had balance-of-payments deficits which resulted in a loss of gold of \$1.4 billion. In addition to the increase of \$1.2 billion in United States holdings, the gold holdings of Canada and Latin America and of countries in the "all other" category increased slightly during the period.

It may be noted that United States gold holdings of \$23.4 billion as of March 31, 1952, were almost 100 percent in excess of the \$12 billion of reserves required against currency in circulation and the deposits of Federal Reserve banks, and that the \$800 million rise during the 6-month period in the excess over required reserves represented two-thirds of the increase in United States gold stocks during the same period.

TABLE VI.—*Estimated world gold reserves (excluding U. S. S. R.)*

(In billions of dollars)

End of period	Total	United States	Western Europe and sterling area	Canada and Latin America	All other
1952—March	\$36.0	\$23.4	\$6.8	\$2.8	\$3.0
1951—March	35.8	21.9	8.4	2.7	2.8
June	35.9	21.9	8.5	2.7	2.8
September	36.0	22.2	8.2	2.7	2.9
December	35.9	22.9	7.3	2.8	2.9
1950	35.8	22.8	7.8	2.4	2.8
1949	35.4	24.6	6.0	2.1	2.7
1948	34.9	24.4	5.9	1.9	2.7
1945	33.8	20.1	9.1	3.1	1.5

Source: Board of Governors, Federal Reserve System.

FOREIGN GOLD AND DOLLAR RESERVES

As of March 31, 1952, total estimated gold holdings⁸ of foreign countries, plus their holdings of dollars, amounted to \$18.5 billion. This represented a decrease of \$1 billion during the 6 months under review, as compared with a decrease of somewhat more than \$100 million in the preceding 6 months, and a total decrease of about \$1.3 billion from the postwar high of \$19.8 billion attained on June 30, 1951. However, total reserves were substantially higher (by about \$3.4 billion) than they had been 4 years earlier at the inception of the European Recovery Program, and higher than during any intervening period except for the post-Korean bulge.

Losses of gold and dollar reserves during the period under review were experienced almost exclusively by the Western European countries, principally the United Kingdom. The only other geographical area to lose an appreciable amount of reserves was Latin America, whose gold and dollar holdings declined somewhat more

⁸ Excluding the U. S. S. R.

than \$100 million. In fact, the losses of Western Europe and Latin America during the period totaled almost \$1.5 billion. Globally, these losses were partially offset by gains on the part of Canada of nearly \$300 million and by Asia and Oceania of more than \$200 million. The latter two areas were also the only ones to show increases (aggregating about \$1.0 billion) over the entire postwar period since June 30, 1945. (See table VII.)

TABLE VII.—*Estimated foreign gold and short-term dollar balances, at various dates June 30, 1945, to Mar. 31, 1952, by area*

[In millions of dollars; data at end of month]

Area	March 1952	September 1951	June 1950	September 1949	March 1948	June 1945
Total, All Areas ¹	\$18,526	\$19,509	\$16,557	\$14,657	\$15,113	\$19,900
Total, Europe ²	9,578	10,948	9,564	8,147	8,742	11,235
Western Europe ³	8,970	10,326	8,889	7,429	7,711	10,208
Other Europe ⁴	608	622	675	718	1,031	1,027
Latin America.....	3,362	3,478	3,050	2,862	2,863	3,625
Asia and Oceania.....	2,847	2,621	2,080	2,093	2,049	2,464
Canada.....	2,210	1,934	1,504	1,237	844	1,613
Africa and other.....	529	528	359	268	615	963

¹ Excludes holdings of the International Monetary Fund, the International Bank, and other international organizations; also excludes U. S. S. R. gold holdings. Includes holdings, for all periods, of U. S. Government securities with original maturity of not more than 20 months.

² Does not include gold and dollar balances held by the Bank for International Settlements or balances held by European central banks with this institution.

³ Includes dependencies. Covers same group of countries designated in previous Reports as "ERP participants."

⁴ Includes gold held by Tripartite Commission for the Restitution of Monetary Gold.

Source: Treasury Department and Board of Governors of the Federal Reserve System.

III. ACTIVITIES OF THE COUNCIL FROM OCTOBER 1, 1951, TO MARCH 31, 1952 (OTHER THAN THOSE RELATING TO THE INTERNATIONAL MONETARY FUND AND THE INTERNATIONAL BANK)

UNITED STATES FOREIGN AID PROGRAM FOR FISCAL 1952

The termination of ERP

From its establishment in April 1948, the Economic Cooperation Administration, together with the Organization for European Economic Cooperation (OEEC), was concerned chiefly with the problem of economic recovery in Europe.

Under the Foreign Assistance Act of 1948,⁹ the United States undertook to provide assistance—

to the countries of Europe which participate in a joint recovery program based upon self-help and mutual cooperation.

In order to enable the President to carry out the provisions of the Economic Cooperation Act of 1948 (title I of the Foreign Assistance Act of 1948), the Congress made available \$5.0 billion for the 12-month period ending April 2, 1949.¹⁰ Total aid (grants and credits)

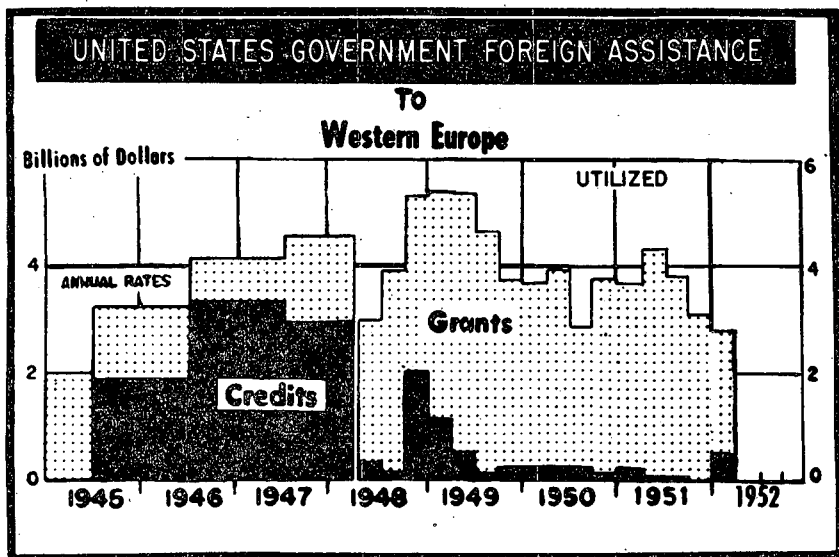
⁹ Public Law 472, 80th Cong., 2d sess., approved April 3, 1948.

¹⁰ The Foreign Assistance Act of 1948 also authorized economic and military assistance to China, and military aid to Greece and Turkey, as well as financial support on behalf of certain international organizations engaged in relief activities.

utilized under the European Recovery Program during the first year of operation aggregated about \$3.1 billion. For the full 3½-year period—April 3, 1948, to December 31, 1951—the Congress made available approximately \$13.0 billion in support of the European Recovery Program while total *utilizations* during this period amounted to \$11.2 billion. Of this total, grant aid utilized exceeded \$10 billion.

The effectiveness of the European Recovery Program in achieving the purposes for which it was established may be indicated by the increase in industrial and agricultural productivity of the participating countries. As of December 1951, the volume of industrial production of the Western European countries had increased 36 percent over prewar (1938) while agricultural production for the fiscal year ending June 30, 1952, is expected to remain about 10 percent above the prewar level—an all-time record for the participating countries.

Chart B



On December 31, 1951, the Economic Cooperation Administration came to an end and was succeeded by the Mutual Security Agency. The remaining functions under the European Recovery Program, which will continue until June 30, 1952, are being administered during the final period by the new Agency. The Director for Mutual Security replaced the Administrator for Economic Cooperation on the National Advisory Council.

The Mutual Security Act of 1951

The main divisions of financial aid provided under the Mutual Security Act of 1951 have been outlined in the preceding section. Certain additional provisions of the Act, including those relating to loans, to local currency deposits, and to guaranties, are discussed below:

Allocation of Loan Amounts

The Council has consistently recommended that where capacity to repay exists and appropriate economic development projects can be formulated, the extension of foreign assistance should be undertaken on a loan basis through established lending institutions under their usual terms and conditions, where private investment funds are not available. In the case of extraordinary assistance under the Mutual Security Program, on the other hand, the Council has recommended that aid be provided on a grant basis.

The Mutual Security Act of 1951, however, included the provision (sec. 522) that—

of the assistance provided under the applicable provisions of the Act with funds made available under the authority of the Mutual Security Act of 1951, as great an amount (in no event less than 10 per centum) as possible shall be provided on credit terms.

During the period under review, the Director for Mutual Security requested the advice of the Council on the administration of section 522. The Council reviewed the capacity of the various countries to service loans, and advised the Director for Mutual Security that such loans should be extended on the same terms as those applying to loans made under the Economic Cooperation Act of 1948, as amended. As of March 31, 1952, the Mutual Security Agency had programed an aggregate of approximately \$165 million in loans.

MSA/ECA Allotments

Data on European program allotments in the accompanying table cover the period from April 3, 1948—the date of the enactment of the Economic Cooperation Act of 1948—through March 31, 1952, and include Mutual Defense Assistance Program (MDAP) economic assistance funds transferred to MSA/ECA since the end of the fiscal year 1951. Under the Mutual Security Appropriation Act, 1952, the unexpended balances of appropriations for administration of the Economic Cooperation Act of 1948, as amended, remain available through fiscal 1952 and are consolidated with funds made available under the new act.

As indicated in the table, total allotments through March 31, 1952, aggregated \$13.1 billion, of which approximately 76 percent, or close to \$10 billion, consisted of direct grant aid. This approximate ratio of direct grant aid to total aid allotted has been maintained since March 31, 1951. The United Kingdom, France, Italy, and the Federal Republic of Germany continued to lead as recipients of grant assistance. Conditional aid extended through March 31, 1952, amounting to about \$1.5 billion, remained close to the March 31, 1951, level while loans totaling \$1.3 billion rose about \$150 million over the figure as of March 31, 1951.

Local Currency Accounts

The Mutual Security Act of 1951 continues the requirement set forth in title I of the Foreign Assistance Act of 1948 with respect to the obligation of each participating country receiving aid from the

Mutual Security Agency in the form of grants, to deposit, in a special account, amounts of its own currency equivalent to the dollar cost of the goods and services received. Counterpart deposits are not required with respect to aid extended by MSA in the form of loans or on a conditional basis. In the case of loans, the obligation to repay in dollars replaces the requirement of local currency deposits. However, countries receiving assistance to finance intra-European deficits through the European Payments Union are obligated to deposit amounts of their currencies commensurate with the amount of dollar grant aid received.

TABLE VIII.—*ECA and MSA allotments to European countries, Apr. 3, 1948, to Mar. 31, 1952, by type of aid*

(In millions of dollars)

Country or purpose	Total allotments ¹	Direct grants	Conditional aid	Loans	Assistance via EPU	Unassigned
All Countries.....	\$13,150.0	\$9,998.6	\$1,517.5	\$1,263.6	\$217.2	\$153.1
United Kingdom ²	3,175.9	2,200.0	532.1	384.8	50.0	—
France ³	2,704.8	2,417.8	61.3	225.6	—	—
Italy ⁴	1,434.9	1,174.4	87.4	73.0	—	100.0
Germany (Federal Republic) ⁵	1,347.3	1,111.8	218.6	17.0	—	—
Netherlands ⁷	1,078.7	880.4	31.0	166.7	—	—
Austria.....	665.8	616.1	4.7	—	45.0	—
Greece.....	643.0	547.7	—	—	95.3	—
Belgium-Luxembourg ⁸	546.6	32.4	446.0	68.1	—	—
Denmark.....	266.4	226.3	9.1	31.0	—	—
Norway.....	241.0	196.0	10.9	35.0	—	—
Turkey.....	184.5	62.4	17.3	72.8	22.0	10.0
Ireland.....	146.2	18.0	—	128.2	—	—
Sweden.....	107.0	—	86.7	20.4	—	—
Yugoslavia.....	92.8	92.8	—	—	—	—
Portugal.....	50.5	5.5	8.3	36.7	—	—
Trieste (F. T. T.) ⁹	32.7	32.7	—	—	—	—
Iceland.....	27.2	13.9	3.5	4.3	4.9	.6
Freight account.....	42.5	—	—	—	—	42.5
European Payments Union. (United States contribution) ⁶	361.4	361.4	—	—	—	—

¹ Excludes GARIOA and funds for special programs, such as technical assistance, strategic materials, relief shipments, and \$8.9 million of MDAP funds provided to Belgium for components for military end-items. Includes allotments from MDAP funds totaling \$282.7 million.

² Excludes \$30 million in conditional aid programed for offshore purchases in Belgium by France (\$14 million), the Netherlands (\$9 million), and the United Kingdom (\$7 million). The amounts for each of the 3 countries making these purchases in Belgium are shown as grant aid for those countries.

³ Includes the following dependent areas development allotments: Belgium, \$1.7 million; France, \$4.1 million; and United Kingdom, \$7.0 million.

⁴ MSA obligation pursuant to agreement with the United Kingdom of July 7, 1950.

⁵ After transfer of \$4,812,000 from Trieste to Italy on a conditional aid basis provided by the International Wheat Agreement.

⁶ The bulk of this aid to the Federal Republic of Germany constitutes a claim against the German economy.

⁷ Includes aid to Indonesia prior to July 1, 1950.

⁸ Consists of an allotment of \$350 million, obligated on Oct. 12, 1950, to be expended in connection with the operations of the Union and \$11,395,000, the amount by which Sweden's conditional aid allotment for 1950-51 was decreased and contributed to the European Payments Union on Feb. 28, 1952, to offset the reduction in Sweden's grant to the Union.

NOTE.—Detail will not necessarily add to totals because of rounding.

Source: Mutual Security Agency.

An amount not less than 5 percent of the local currencies deposited is reserved for use by the United States. The remaining 95 percent is available to the depositing countries and may be withdrawn only when MSA, after consultation with the National Advisory Council, has agreed to its proposed use. Counterpart releases for Iceland, Norway, Turkey, Denmark, Austria, and the Netherlands were reviewed by the Council during the 6-month period ending March 31, 1952.

For the period April 3, 1948, through March 31, 1952, more than half of the utilization of local currency funds was directed toward domestic capital investment and the promotion of production, with the remainder directed mainly to purposes of monetary stabilization. During this period, European participating countries have utilized the equivalent of \$8.3 billion of counterpart funds—including the equivalent of \$560.1 million in counterpart funds deposited under foreign relief and interim aid programs.¹¹

TABLE IX.—*Status of European local currency counterpart fund accounts under Public Laws 472, 84, and 389, as of Mar. 31, 1952*

(Dollar equivalents of local currency, in millions of dollars)

Countries receiving grants	Adjusted dollar equivalents of deposits under Public Law 472 ¹			Balances from deposits under other public laws ²	Total for use by recipient countries		
	Total	5 percent for use by the United States	95 percent for use by recipient countries		Total available	Approved for withdrawal	Withdrawals
All Countries.....	\$9,528.3	\$458.2	\$9,070.1	\$598.0	\$9,668.1	\$8,263.3	\$7,941.4
Austria.....	663.1	29.5	633.6	112.1	745.7	527.3	525.0
Belgium-Luxembourg.....	21.8	³ 1.3	20.5	20.5	2.2	2.1
Denmark.....	224.8	11.3	213.5	213.5	118.9	118.9
France.....	2,425.4	108.7	2,316.7	308.9	2,625.6	2,624.6	2,624.6
Germany (Federal Republic).....	⁴ 1,138.9	60.7	1,078.2	1,078.2	967.9	967.0
Greece.....	805.7	38.4	767.3	3.3	770.6	359.4	349.1
Iceland.....	17.2	.9	16.3	16.3	5.8	5.8
Ireland.....	18.0	.9	17.1	17.1	(⁵)	(⁵)
Italy.....	957.3	48.7	908.6	173.4	1,082.0	974.8	926.2
Netherlands.....	812.0	39.8	772.2	772.2	554.8	297.5
Indonesia ⁶	48.2	4.8	43.4	43.4
Norway.....	350.2	16.5	333.7	333.7	200.9	200.9
Portugal.....	20.1	⁷ 1.2	18.9	18.9	18.4	17.1
Trieste.....	35.6	1.8	33.8	.3	34.1	32.0	30.9
Turkey.....	129.9	5.3	124.6	124.6	124.6	124.6
United Kingdom.....	1,840.6	87.4	1,753.2	1,753.2	1,751.7	1,751.7
Yugoslavia.....	19.5	1.0	18.5	18.5

¹ Local currency is deposited in the special counterpart accounts at the agreed-upon rates in effect at the time the dollar funds were actually expended by MSA/ECA. Withdrawals of part of these local currency funds were made, however, at times when the conversion rates were different from those in effect at the time of deposit. The adjusted dollar equivalent of deposits represents the sum of withdrawals (calculated at the conversion rates in effect at the time of withdrawal) plus balances on hand (calculated at the current rate).

² Includes only unencumbered portions of deposits for which MSA/ECA is responsible for approval of utilization.

³ Includes the equivalent of \$152,000 in excess of 5 percent of total counterpart deposits.

⁴ Excludes the equivalent of \$109 million transferred to the GARIOA counterpart account in Germany.

⁵ Less than \$50,000.

⁶ Aid furnished from European Program funds.

⁷ Includes the equivalent of \$184,000 in excess of 5 percent of total counterpart deposits.

Source: Mutual Security Agency.

¹¹ Public Laws 84 and 389, 80th Cong., 1st sess.

The Mutual Security Act of 1951 also extends the use of the counterpart funds of participating countries to military purposes by requiring that—

the equivalent of not less than \$500 million of such funds shall be used exclusively for military production, construction, equipment and matériel in such countries.

Through March 31, 1952, the equivalent of substantially more than this minimum amount had been earmarked for the military and common defense programs of the participating countries, while, as of this date, the equivalent of \$250 million had already been released. In addition to these funds which contribute directly to the defense build-up, large amounts of counterpart funds were released to stimulate production in defense-supporting industries.

MSA/ECA Guaranty Program

The investment guaranty program, originally authorized under the Economic Cooperation Act of 1948, was extended by the Mutual Security Act of 1951 to include the Near East and Africa, Asia and the Pacific, and the American Republics. As of March 31, 1952, however, all guaranties issued pertained to Europe.

Through the medium of the MSA guaranty program, United States private investors may obtain insurance against inability to convert foreign currency receipts into United States dollars and against loss from expropriation or confiscation by action of the government of a participating country. Through March 31, 1952, industrial investment guaranties issued amounted to \$33,686,000, while total fees collected were \$463,100. Of the total value of industrial guaranties issued through March 31, 1952, more than half, or approximately \$19 million involved petroleum investments in Italy. No occasion had arisen which required any payment by the United States pursuant to industrial guaranty contracts.

During November 1951, the first industrial investment guaranty reflecting MSA's recently modified convertibility policy was written. This policy simplifies the method for determining the rate at which conversions will be made under a guaranty contract and broadens the protection to meet situations of "semiblocking" as well as "complete blocking" of currency transfers. It also protects an investor against adverse changes in a multiple exchange rate system by providing coverage against an increase in the differential between the predominant (usually the "official") exchange rate applicable to commodity transactions and the exchange rate for the service of investment.

Informational media guaranties insure the convertibility into United States dollars of publishers' and producers' earnings from approved investments in participating countries which do not make dollar exchange available for particular informational media imports. By March 31, 1952, such guaranties issued totaled \$12,376,000, for which fees amounting to \$191,200 were collected. As of the same date, payments for conversion of foreign currency earnings covered by informational media guaranties totaled \$5,898,000. Foreign currencies so purchased are deposited to the account of the United States Treasury in the respective foreign countries and are available to meet overseas expenses of the Government.

EXPORT-IMPORT BANK

During the period under review, the Export-Import Bank established new credits totaling \$110,786,400. As in the preceding period, these credits were for a wide variety of purposes, including the stimulation of essential economic development in underdeveloped countries, the expansion of production of strategic and critical materials abroad, and the facilitation of the export of raw cotton from the United States. As of March 31, 1952, the total of postwar credits authorized by the Bank amounted to \$3.6 billion, of which \$2.8 billion had been disbursed. In order to insure coordination of its operations with those of other agencies concerned with international financial and monetary problems, the Bank continued to consult with the Council on major credits and those which involved important policy considerations.

Venezuela

During October 1951, the Board of Directors authorized a credit of \$4 million to C. A. Venezolana de Cementos, a private Venezuelan corporation currently operating three of the six cement plants in that country. This credit will assist in financing the foreign exchange costs of equipment, material and technical services for the expansion of one of the company's cement plants. The total cost of the program is estimated at \$12 million and it is expected that the additional production will assist in the expansion of various industrial developments in Venezuela, including petroleum and iron ore. The credit is unconditionally guaranteed by the Corporacion Venezolana de Fomento, a financial agency of the Venezuelan Government. Funds advanced thereunder are to be repayable in 10 equal semiannual installments, beginning in 1954, and are to bear interest at the rate of 4½ percent per annum.

Japan

During November 1951, the Bank authorized establishment of a line of short-term credit, not to exceed \$40 million to assist the Japanese Government in financing shipments of United States raw cotton to Japan. Drafts covering advances under the credit are payable on or before 15 months after their respective dates and carry an interest rate of 2¾ percent per annum. Disbursements under the credit may not be made after June 30, 1952.

Colombia

In November 1951, the Bank authorized a line of credit of \$20 million to finance shipments of United States raw cotton to Colombia. The credit is in favor of a group of Colombian commercial banks; the obligations of these banks are unconditionally guaranteed by the Banco de la Republica. Terms of the credit require repayment in

not to exceed 15 months from the dates of the drafts, with interest at the rate of 2½ percent per annum payable semiannually.

During March 1952 the Bank also announced authorization of a credit of \$2.6 million to the Empresa de Energia Electrica, S. A., Medellin, Colombia, to assist in financing the construction of a hydroelectric-power plant on the Rio Grande River near Medellin, together with transmission lines and related facilities. This is the Bank's second credit in support of the power-development program of the Empresa. The new credit, guaranteed by the Banco de la Republica, carries an interest rate of 4½ percent per annum and is to be repaid over a 15-year period beginning in 1953.

Brazil

In December 1951 the Bank approved a line of credit in an amount not to exceed \$5 million to Cia. Brasileira de Ligantes Hidraulicos, a private Brazilian firm, to assist in financing the acquisition of machinery, equipment and services in connection with the construction of a cement plant and related facilities at Macae, State of Rio de Janeiro, Brazil. Advances under the credit, carrying an interest rate of 4½ percent per annum, payable semiannually, will be repayable in 14 semiannual installments, beginning approximately 3 years after the date of the credit agreement. These advances will be secured by a lien against the assets of Hidraulicos and the line of credit will be available through June 15, 1954:

Spain

On January 4, 1952, the Bank announced the extension of credits of up to \$12 million to finance the purchase and shipment of United States cotton to Spain. The credits are in favor of Spanish commercial banks with the guaranty of the Bank of Spain and the Instituto Espanol de Moneda Extranjera, at an interest rate of 2½ percent per annum, repayable in 18 months. The authority to make disbursements under these credits expired June 15, 1952.

The Philippines

In January 1952 the Bank also established a credit of up to \$20 million to the National Power Co. of the Philippines to assist in financing power development on the island of Luzon. The corporation has started construction of a dam and reservoir at Ambuklao, near the headwaters of the Agno River, for the purpose of installing generating equipment of 75,000 kilowatts. In addition to serving the growing demand in the Manila area, the generating plant will supply electric energy for the mines at Baguio while the project will provide flood control and water for a substantial area in heavily populated central Luzon. The credit, guaranteed by the Philippine Government, carries an annual interest rate of 4 percent and is to be repaid over a 20-year period beginning in 1955.

Strategic materials

During the period under review, the Bank authorized the establishment of credits of \$6,944,000 to assist in financing new facilities for the production abroad of strategic materials. Included in this total were commitments by the Bank of \$2,580,000 to assist in financing the expansion of tungsten production in Bolivia, and an increase of its 1948 credit to Steep Rock Iron Mines, Ltd., from \$5 million to \$5.7 million to assist in completing development of the company's high-grade iron-ore mines in Canada.

The above undertakings were financed out of the Bank's own funds and under its statutory authority. The scope of the Bank's activities in the strategic-materials field, however, was substantially increased during the period by virtue of authority granted under Executive Order 10281 of August 28, 1951, under which the Bank may now also make loans pursuant to the provisions of and with funds provided by section 302 of the Defense Production Act of 1950, as amended, for the production abroad of essential materials. These loans are authorized only after they are certified to the Bank by the appropriate defense agency. This procedure permits the Bank to make loans to finance strategic material production projects which involve financial risks so great as to preclude loans by the Bank under the provisions of its own act.

Other

Other activities of the Bank during the period under review included the establishment of a credit of \$1.5 million to Nacional Financiera, S. A. of Mexico as an allocation under the existing line of credit, to assist in financing the expansion of the Government-owned telegraph and wireless network. The Bank also allocated \$800,000 under the existing line of credit to Ecuador for the purpose of assisting the reconstruction of housing in the areas devastated by the earthquake of August 5, 1949. An additional credit of \$942,000 was established in order to make possible the completion of the Hotel Tequendama in Bogotá, Colombia, construction of which had been initiated in 1949 with the assistance of a previous credit from the Bank.

Operations under the Foreign Assistance Act of 1948 and the Mutual Security Act of 1951

Operations of the Export-Import Bank under the Foreign Assistance Act of 1948, as amended, were continued beginning January 1, 1952,

under the Mutual Security Act of 1951. Pursuant to such authority, credits totaling approximately \$81 million were established by the Bank during the period under review at the direction of the Administrator for Economic Cooperation (through December 31, 1951) and the Director for Mutual Security in consultation with the National Advisory Council. These credits are shown in table VIII on MSA allotments.

Credit assistance to Spain

During the 6-month period ending March 31, 1952, the Export-Import Bank, with the approval of the Administrator for Economic Cooperation (through December 31, 1951) and the Director for Mutual Security established a total of \$6,856,000 in credits to Spanish borrowers under Chapter XI, title 1, of the General Appropriation Act of 1951. As of March 31, 1952, the total credits authorized by the Bank under this title amounted to \$52,688,011.

Status of Bank resources

Prior to October 1, 1951, the lending authority of the Export-Import Bank was limited to \$3.5 billion in terms of loans outstanding at any one time. As stated in the preceding semiannual report¹² of the Council, the Congress on October 3, 1951, increased this limit to \$4.5 billion to enable the Bank to make new loans for strategic material production, essential economic development abroad, financing and facilitating United States trade, and for other purposes designed to further United States foreign economic policy.

As of March 31, 1952, the resources of the Export-Import Bank were distributed as follows:

	<i>Millions</i>
Total Lending Authority -----	\$4,500.0
Loans outstanding-----	2,321.9
Undisbursed commitments-----	720.8
Uncommitted lending authority-----	1,457.3

The following table shows the status, as of March 31, 1952, of Export-Import Bank postwar credits (less cancellations and expirations) authorized by country and object of financing. Data on actual utilization of these credits by country through December 31, 1951, may be found in appendix C, table XXV.

¹² H. Doc. No. 353, 82d Cong., 2d sess.

TABLE X.—*Net credits authorized by the Export-Import Bank, July 1, 1945, to Mar. 31, 1952, by area and country*¹

(In millions of dollars)

Area and country	Net ¹ authorized	Develop- ment	Recon- struction	Lend-lease requisitions	Cotton purchases	Other
Total, All Areas.....	\$3,554.9	\$1,439.1	\$1,007.7	\$655.0	\$299.8	\$153.3
Total, Europe.....	2,126.3	309.9	971.8	655.0	166.6	23.0
France.....	1,200.0	-----	650.0	550.0	-----	-----
Netherlands.....	205.3	3.1	152.2	50.0	-----	-----
Belgium.....	132.0	32.0	45.0	55.0	-----	-----
Italy.....	131.4	101.9	-----	-----	24.6	* 4.9
Finland.....	100.2	73.2	-----	-----	17.0	* 10.0
Yugoslavia.....	55.0	49.6	-----	-----	-----	* 5.4
Germany.....	54.6	-----	-----	-----	54.6	-----
Norway.....	50.2	-----	50.0	-----	-----	.2
Poland.....	40.0	-----	40.0	-----	-----	-----
Turkey.....	35.3	35.3	-----	-----	-----	-----
Czechoslovakia.....	22.0	-----	-----	-----	20.0	* 2.0
Denmark.....	20.0	-----	20.0	-----	-----	-----
Greece.....	14.6	-----	14.6	-----	-----	-----
Austria.....	13.1	12.6	-----	-----	-----	.5
Spain.....	12.0	-----	-----	-----	12.0	-----
Sweden.....	2.2	2.2	-----	-----	-----	-----
Unallotted cotton credits.....	38.4	-----	-----	-----	38.4	-----
Total, Latin America.....	751.2	604.5	-----	-----	20.0	126.7
Mexico.....	217.2	217.2	-----	-----	-----	-----
Brazil.....	140.0	140.0	-----	-----	-----	-----
Argentina.....	130.2	5.0	-----	-----	-----	125.2
Chile.....	109.0	109.0	-----	-----	-----	-----
Colombia.....	44.9	24.9	-----	-----	20.0	-----
Bolivia.....	21.9	21.9	-----	-----	-----	-----
Peru.....	21.5	21.5	-----	-----	-----	-----
Venezuela.....	14.4	14.4	-----	-----	-----	-----
Haiti.....	14.0	14.0	-----	-----	-----	-----
Ecuador.....	13.1	13.1	-----	-----	-----	-----
Cuba.....	12.0	12.0	-----	-----	-----	-----
Panama.....	4.0	2.5	-----	-----	-----	1.5
Uruguay.....	3.0	3.0	-----	-----	-----	-----
Nicaragua.....	.6	.6	-----	-----	-----	-----
Other Latin America.....	5.4	5.4	-----	-----	-----	-----
Total, Asia and Africa.....	529.1	379.0	35.9	-----	113.2	1.0
Israel.....	135.0	135.0	-----	-----	-----	-----
Indonesia.....	100.0	100.0	-----	-----	-----	-----
Japan.....	80.2	-----	-----	-----	80.2	-----
China.....	66.2	-----	33.2	-----	33.0	-----
Union of South Africa.....	35.0	35.0	-----	-----	-----	-----
Saudi Arabia.....	25.0	25.0	-----	-----	-----	-----
Iran.....	25.0	25.0	-----	-----	-----	-----
Afghanistan.....	21.0	21.0	-----	-----	-----	-----
Philippine Islands.....	20.3	20.3	-----	-----	-----	-----
Liberia.....	10.4	10.4	-----	-----	-----	-----
Egypt.....	7.3	7.3	-----	-----	-----	-----
Ethiopia.....	2.7	-----	2.7	-----	-----	-----
Thailand.....	1.0	-----	-----	-----	-----	1.0
Canada.....	145.7	145.7	-----	-----	-----	-----
Miscellaneous.....	2.6	-----	-----	-----	-----	2.6

¹ Credits authorized less cancellations and expirations, and participations by other banks.² For financing tobacco purchases.³ For financing food purchases.

Source: Export-Import Bank.

221052—53—27

OTHER FINANCIAL PROBLEMS

Claim against Germany for postwar economic assistance

The Council, during the period under review, continued to give its attention to the course of the discussions carried on within the Tripartite Commission on German debts. The Tripartite Commission, which was established in March 1951 for the purpose of carrying forward the work of preparing for the orderly over-all settlement of German prewar debts and of the German debt arising out of postwar economic assistance, is composed of representatives of the United States, the United Kingdom, and France, and has its headquarters in London. The United States member of the Commission is Mr. Warren Lee Pierson.

Agreement was arrived at in the Tripartite Commission regarding the terms of repayment which the three Governments would be prepared to accept with respect to their claims for postwar assistance in order to facilitate an equitable settlement of both public and private debts, subject to the concluding of a satisfactory plan of settlement between Germany and the prewar creditors. The terms of the proposed settlement were during December 1951 communicated to the German representatives and were publicly announced in connection with the calling by the three Governments of an International Conference on the Settlement of German External Debts, which convened in London at the end of February 1952. The terms agreed upon among the three Governments in the Commission would involve reduction of a total United States claim (including amounts due under existing surplus property agreements) of about \$3.2 billion to an amount of approximately \$1.2 billion to be funded over 35 years with interest at 2½ percent. A United Kingdom claim of £201 million would be reduced to £150 million and a French claim equivalent to \$15.7 million reduced to \$11,840,000, both to be amortized over 20 years without interest.

Extension of maturities on Philippine obligations

During this same period, the Council reviewed the request of the Philippine Government for the extension of the time of repayment of the outstanding balances, totaling \$60 million on two loans made by the Reconstruction Finance Corporation¹³ in 1947 to the Philippine Government for budgetary purposes. Of the amount outstanding, \$25 million matured on January 1, 1952, and \$35 million will mature on July 1, 1953. For the purpose of assisting in the orderly liquidation of these outstanding obligations, the Council recommended that the Reconstruction Finance Corporation extend the maturities on these credits to the Philippine Government. The recommendation of the Council provided for repayment on the basis of 20 equal semiannual installments at an annual interest rate of 2½ percent on the principal amount outstanding, with the first payment on principal due on January 1, 1952.

¹³ Under authority of Public Law 656, 79th Cong., 2d sess., approved August 7, 1946.

IV. ACTIVITIES OF THE COUNCIL FROM OCTOBER 1, 1951, TO MARCH 31, 1952, RELATING TO THE INTERNATIONAL MONETARY FUND AND THE INTERNATIONAL BANK FOR RECONSTRUCTION AND DEVELOPMENT

As in previous periods, the National Advisory Council has consulted with and advised the United States representatives on the Fund and the Bank in order to assure effective coordination of their activities with the policies in the international financial field of the United States Government. This coordination has been secured by the regular attendance of the United States Executive Directors of these institutions, or their alternate, at the meetings of the Council and of its Staff Committee.

MEMBERSHIP CHANGES IN THE FUND AND THE BANK

During the period under review, one new country was admitted to membership in the Fund and the Bank. Burma formally became a member of the two institutions on January 3, 1952, with a quota in the Fund of \$15 million and a like amount as a subscription to the Bank. Favorable action by the United States representatives with respect to Burma's application was taken with the approval of the Council. On March 31, 1952, 51 countries were members of the Fund and the Bank. These members, including their quotas and capital subscriptions, are listed in appendix D.

ORGANIZATIONAL CHANGES

On March 28, 1952, Mr. David K. E. Bruce, Under Secretary of State, became United States Alternate Governor of the International Monetary Fund and of the International Bank, thereby succeeding Mr. James E. Webb. On February 19, 1952, Mr. Andrew N. Overby, Assistant Secretary of the Treasury, was appointed United States Executive Director of the International Bank, thereby succeeding Mr. William McChesney Martin, Jr., whose term had expired.

THE FUND

The Fund was established as the international agency concerned with matters relating to foreign exchange rates, policies, and practices. Its exchange transactions are intended to assist members in financing temporary balance-of-payments deficits on current account. The main problems in relation to the use of the Fund's resources have been set forth in the Council's Third Special Report. Significant steps taken in the period under review are discussed briefly below.

Exchange systems and par values

Iceland.—Due to the persistence of the exceptional circumstances which formed the basis for Iceland's earlier request for permission to modify its exchange system, the Fund on October 26, 1951, interposed no objection to the extension, if deemed necessary, through the calendar year 1952 of the multiple currency practice approved as a temporary measure in February 1951, as well as to the addition of cod liver oil to the products originally covered. The Icelandic Government will continue to consult with the Fund with a view toward the early elimination of this measure.

Columbia.—On October 29, 1951, the Fund announced that it did

not object to a proposed change in Colombia's multiple exchange system designed to unify that country's buying rate structure. The proposal involved an immediate devaluation of the buying rate of exchange for coffee from 2.0875 to 2.17 pesos per United States dollar, with progressive monthly devaluations of 0.00825 peso per United States dollar over a period of 40 months until that rate corresponds to the buying rate of 2.50 pesos, which already applies to all other exchange proceeds. The Government of Colombia will consult with the Fund if any change in this schedule is contemplated.

The Fund had earlier raised no objection to the repeal by the Government of Colombia of the 6-percent draft tax on exchange sales for film and theatrical earnings, which, by reducing from five to four the number of effective selling rates, constituted a step toward unification of the member's selling rate structure.

Ecuador.—The Fund, on March 12, 1952, announced that it considered certain modifications in Ecuador's multiple exchange rate system, which would eliminate the compensation system and abolish mixing rates, represented progress toward a unification of exchange rates. Minor exports and luxury imports formerly subject to compensation arrangements are transferred to the existing free market. The Government of Ecuador will consult with the Fund with regard to the scope of the free market with a view toward further unification of the exchange system.

Sweden.—On November 5, 1951, the Fund announced an initial par value of 5.17321 kronor per United States dollar for the Swedish krona, the rate proposed by the Swedish Government. Sweden became a member of the Fund and of the Bank on August 31, 1951.

Yugoslavia.—The Fund, on December 28, 1951, announced its concurrence in the proposal of the Government of Yugoslavia with respect to a change, effective January 1, 1952, in the par value of the Yugoslav dinar from the initial par value of 50 to 300 Yugoslav dinars per United States dollar. The change was considered necessary, both by the member and the Fund, to correct a fundamental disequilibrium.

Ceylon.—On January 17, 1952, the Fund announced an initial par value of 4.76190 rupees per United States dollar for the Ceylonese rupee, the rate proposed by the Government of Ceylon. Ceylon became a member of the Fund and of the Bank on August 29, 1950.

The United States Executive Director, acting with the approval of the Council, supported the decisions taken with respect to exchange systems and par values in each of the above instances.

Exchange restrictions

Article XIV of the Articles of Agreement of the Fund requires that, after a postwar transition period during which restrictions might be retained, member countries must refrain from imposing "restrictions on the making of payments and transfers for current international transactions" except with the permission of the Fund. Moreover, 5 years after the date on which the Fund began operations—and each year thereafter—member countries still maintaining such transitional arrangements must consult with the Fund on the underlying factors affecting their further retention. These consultations, starting in March 1952, should afford an opportunity for discussing with member countries possible measures by which the restrictions may be eliminated or modified.

On March 25, 1952, Canada notified the Fund that, as of December 14, 1951, exchange control in Canada had been terminated and that Canada thereby ceased to avail itself of the transitional arrangements provided for in article XIV of the Fund's Articles of Agreement. This action signified the willingness of Canada to accept the obligations of article VIII, sections 2, 3, and 4, which prohibit, without Fund approval, the imposition of restrictions on current payments or discriminatory currency practices and require the conversion of foreign-held balances. Canada thus became the seventh member country to accept the full obligations of convertibility (El Salvador, Guatemala, Honduras, Mexico, Panama, and the United States are the other countries which have assumed these obligations).

TABLE XIa.—Interest charges on use of Fund resources in excess of quota resulting from transactions effected after Nov. 30, 1951¹

Period	Percent per annum interest charges on Fund holdings of a member's currency that exceed its quota, by—			
	0-25 percent	25-50 percent	50-75 percent	75-100 percent
First 3 months.....	0	1.0	1.5	2.0
3 to 6 months.....	0	1.0	1.5	2.0
6 months to 1 year.....	1.0	1.5	2.0	2.5
1 year to 18 months.....	1.5	2.0	2.5	3.0
18 months to 2 years.....	2.0	2.5	3.0	³ 3.5
2 years to 30 months.....	2.5	3.0	³ 3.5	4.0
30 months to 3 years.....	3.0	³ 3.5	4.0	³ 4.5
3 years to 42 months.....	³ 3.5	4.0	³ 4.5	³ 5.0
42 months to 4 years.....	4.0	³ 4.5	³ 5.0	
4 years to 54 months.....	³ 4.5	³ 5.0		
54 months to 5 years.....	³ 5.0			

¹ A flat service charge of $\frac{1}{2}$ of 1 percent applies to all transactions.

² Point at which consultation between the Fund and member country becomes obligatory.

³ Maximum charges. Fund has discretion to make lower charges.

TABLE XIb.—Interest charges on use of Fund resources in excess of quota resulting from transactions effected prior to Dec. 1, 1951¹

Period	Percent per annum interest charges on Fund holdings of a member's currency that exceed its quota, by—			
	0-25 percent	25-50 percent	50-75 percent	75-100 percent
First 3 months.....	0	1.0	1.5	2.0
3 to 6 months.....	.5	1.0	1.5	2.0
6 months to 1 year.....	.5	1.0	1.5	2.0
1 year to 18 months.....	1.0	1.5	2.0	2.5
18 months to 2 years.....	1.0	1.5	2.0	2.5
2 years to 30 months.....	1.5	2.0	2.5	3.0
30 months to 3 years.....	1.5	2.0	2.5	3.0
3 years to 42 months.....	2.0	2.5	3.0	3.5
42 months to 4 years.....	2.0	2.5	3.0	3.5
4 years to 54 months.....	2.5	3.0	3.5	4.0
54 months to 5 years.....	2.5	3.0	3.5	² 4.0
5 to 6 years.....	3.0	3.5	² 4.0	4.5
6 to 7 years.....	3.5	² 4.0	4.5	5.0
7 to 8 years.....	² 4.0	4.5	5.0	
8 to 9 years.....	4.5	5.0		
9 to 10 years.....	5.0			

¹ A flat service charge of $\frac{3}{4}$ of 1 percent applies to all transactions.

² Point at which consultation between the Fund and member country becomes obligatory.

Source: International Monetary Fund.

Revision of Fund schedule of charges

On November 21, 1951, the Fund announced a new schedule of initial charges and interest rates on drawings, designed to emphasize the short-run character of the use of the Fund's resources, by reducing costs for drawings up to 12 months and graduating them more sharply upward thereafter. The service charge on all drawings was reduced from three-fourths of one percent to one-half of 1 percent. In addition, the interest charges levied on the Fund's holdings of a member's currency in excess of its quota were revised. (Drawings which result in the Fund's holding not in excess of quota of a member's currency are subject only to the service charge.) Under the new schedule, consultation between the Fund and a member country on means to reduce the Fund's holdings of that member's currency, will be required when the interest charge reaches 3½ percent on any part of the Fund's holdings of such currency, as compared with the previous figure of 4 percent; and the point at which the Fund may fix any charge it deems appropriate¹⁴ will be reached when the interest charge rises to 4 instead of 5 percent as under the previous schedule. The new charges apply to transactions which take place, and balances of members' currencies which accumulate, during the period from December 1, 1951, to December 31, 1952. (See table XI.)

Use of the Fund's resources and repurchases

In the course of the 6-month period covered by this report, the Fund Board has carried on extended discussions with regard to the appropriate use of the Fund's resources. It has been generally recognized that these resources should be used only to meet balance-of-payments deficits arising from problems of a temporary nature; that the resources should remain outstanding for a relatively short period (which the Fund Board has defined as a maximum of three to five years); and that the drawing member should take steps to enable it to repurchase its currency from the Fund within this period. It is difficult, if not impossible, to state in advance the precise conditions under which member countries should be permitted to draw on the Fund. If the Fund is to be used only to meet temporary disequilibria in the balances of payments of its members, remedial action must be taken by the member to eliminate a balance-of-payments deficit which may be the result of internal inflation, an inappropriate exchange rate, or other special conditions applying to the economy of the country in question.

To help assure that the use of the resources will be temporary, the Fund Board, as noted above, has adopted the policy of changing the schedule of charges so as to reduce the period of time elapsing before mandatory consultation with respect to repurchases takes place in accordance with the articles. It is also expected that any member country will formally indicate that it is in agreement with the definition of temporary use as a maximum 3- to 5-year period, with the corresponding implication of repurchase, before the Fund would approve a drawing. Since the nature of the temporary difficulties of member countries will vary with the country, each case of a proposed drawing must be considered on its own merits by the Fund in the light of the circumstances prevailing, the prospect of repurchase, and

¹⁴ Subject to certain maximum limits.

the conformity of the country's policies with the realization of Fund objectives.

The Council has supported this position taken by the Fund Board and believes that these developments coupled with the case-by-case approach to the use of resources will help to make the Fund a more effective instrument.

Exchange transactions

During the period under review, Fund currency sales to member countries aggregated \$46,250,000. On November 13, 1951, the Government of Iran arranged for the purchase, in four equal installments over a period of 2 months, of 8,750,000 United States dollars for the equivalent in Iranian rials. The Government of Brazil, on February 14, 1952, purchased 37.5 million United States dollars from the Fund in exchange for the equivalent in Brazilian cruzeiros—Brazil's fourth purchase of exchange from the Fund.

During November also the Government of Norway paid 9,560,948 United States dollars to the Fund in exchange for an equivalent amount in Norwegian kroner. This repurchase transaction offsets drawings of both United States dollars and Belgian francs made in 1948, and reduces the Fund's holdings of Norwegian kroner to 75 percent of its quota.

For the period April 1, 1947, through March 31, 1952, total currency sales of the Fund amounted to approximately \$858.0 million. Repurchases for the same period totaled \$79.9 million.

Technical assistance

During the period under review, the Fund continued to extend technical assistance to member countries on a variety of specialized problems. Fund representatives visited 18 countries either informally or at the request of a member country for staff cooperation on problems relating to their national economies and economic techniques. Through such consultations, the Fund is able to obtain a clearer understanding of the situation in each country and to assist in the formulation of practical programs of action. For this purpose, Fund technicians conferred with the monetary authorities of El Salvador, Chile, Mexico, Nicaragua, Iceland, Turkey, Greece, the Netherlands, Austria, and France, in addition to informal visits to Burma, Ceylon, India, Canada, Ecuador, Egypt, Ethiopia, and New Zealand. These meetings covered a wide range of financial and exchange problems, including assistance in the reorganization of monetary and banking statistics, banking studies, and discussions of balance-of-payments data, repurchase obligations, and economic conditions.

THE BANK

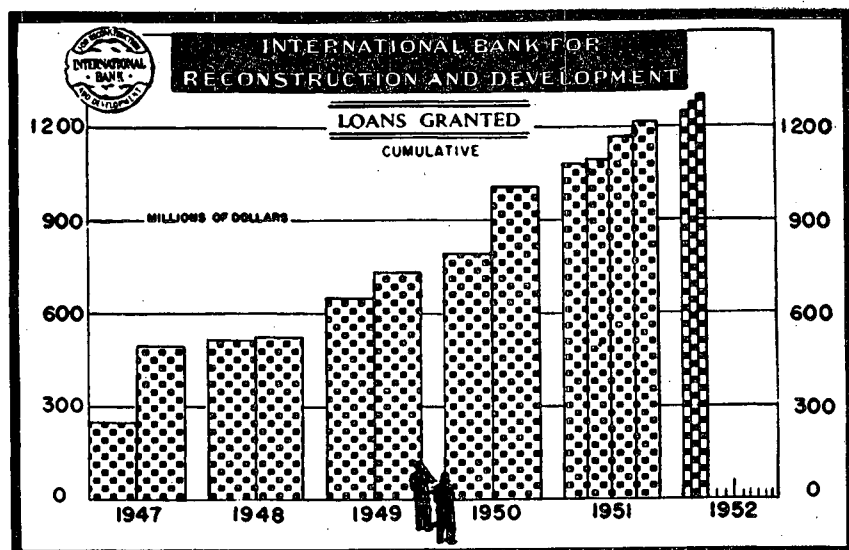
During the period covered by this Report, the Bank extended loans aggregating \$142,658,000 to 12 countries. The United States Executive Director or his Alternate consulted with the Council with respect to each of these loan applications, before casting the United States vote in the Board of Executive Directors. As of March 31, 1952, the Bank had entered into loan commitments amounting to the equivalent of over \$1½ billion to finance productive programs or projects in 27 countries. Of this amount, approximately \$823 million, or over 60 percent, had been disbursed.

New loan commitments

Chile.—On October 10, 1951, the Bank announced a loan of \$1.3 million to the Corporacion de Fomento de la Produccion (Fomento), an agency of the Chilean Government. This is the third loan the Bank has made to Chile, and will be used to finance the importation of equipment and services in connection with the exploration and use for irrigation purposes, of underground water resources in the Rio Elqui Valley, about 250 miles north of Santiago.

The loan, which is guaranteed by the Chilean Government, is for a term of 10 years, with an interest rate of 4½ percent per annum, including the 1 percent commission charge which, in accordance with the Bank's Articles of Agreement, is allocated to its special reserve fund. Amortization payments, intended to retire the loan by maturity, will begin on April 1, 1955.

Chart C



Italy.—The Bank announced its first loan to Italy on October 11, 1951. The loan, in the amount of \$10 million, was made to the Cassa per il Mezzogiorno, a government agency charged with administering the 10-year plan for the economic and social development of southern Italy. The aim of the plan is not only to assist in agricultural development, but also to create a sound basis for industrialization. Withdrawals under the loan agreement will be made as work under the plan proceeds, and the Cassa will furnish the Bank with periodic reports of expenditures and of physical progress. An important feature of the loan is the provision that the lira equivalent of the amount of the loan is to be used for industrial projects, approved by the Bank and supplementary to the plan, in which the Cassa will participate together with private investors.

The loan, which is guaranteed by the Italian Government, is for a period of 25 years with an interest rate of 4½ percent per annum, including the statutory 1 percent commission. Amortization payments will be on a semiannual basis, beginning on November 1, 1956.

TABLE XII.—*Status of International Bank loans, as of Mar. 31, 1952, by area and country*

[Expressed in millions of United States dollars]

Area and country	Loan commitment	Disbursements	Unused balance of commitment
Total, All Loans	\$1,305.9	\$823.2	\$482.7
Total, Europe	653.9	547.1	106.8
France.....	250.0	250.0	—
Netherlands.....	¹ 221.9	212.0	9.9
Belgium.....	46.0	16.3	29.7
Denmark.....	40.0	40.0	—
Yugoslavia.....	30.7	3.1	27.6
Turkey.....	25.4	.8	24.6
Finland.....	² 14.6	12.1	2.5
Luxembourg.....	³ 11.8	11.8	—
Italy.....	⁴ 10.0	—	10.0
Iceland.....	3.5	1.0	2.5
Total, Latin America	300.3	147.6	152.7
Brazil.....	105.0	81.4	23.6
Mexico.....	⁵ 89.8	33.1	56.7
Uruguay.....	33.0	4.0	29.0
Colombia.....	⁶ 29.9	15.3	14.6
Chile.....	17.3	8.7	8.6
El Salvador.....	12.5	4.6	7.9
Nicaragua.....	5.3	.5	4.8
Paraguay.....	⁷ 5.0	—	5.0
Peru.....	⁸ 2.5	—	2.5
Total, Asia and Africa	251.7	77.5	174.2
India.....	⁹ 59.8	45.0	14.8
Union of South Africa.....	50.0	15.9	34.1
Belgian Congo.....	40.0	4.4	35.6
Southern Rhodesia.....	¹⁰ 28.0	—	28.0
Pakistan.....	¹¹ 27.2	—	27.2
Thailand.....	25.4	7.0	18.4
Iraq.....	12.8	2.1	10.7
Ethiopia.....	¹² 8.5	3.1	5.4
Australia	100.0	51.0	49.0

¹ After cancellations of \$6.2 million, effective Mar. 17, 1950; and \$870,000, effective Jan. 9, 1952.² As of Mar. 31, 1952, the following loans had not yet become effective: the March 1952 loan of \$7 million to the Royal Dutch Airlines; the October 1951 loan of \$10 million to Italy; the January 1952 loan of \$29.7 million to Mexico; the December 1951 loan of \$5 million to Paraguay; the January 1952 loan of \$2.5 million to Peru; the February 1952 loan of \$28 million to Southern Rhodesia; the March 1952 loan of \$27.2 million to Pakistan; and the February 1951 loan of \$1.5 million to Ethiopia.³ After cancellation of \$197,869 (effective Sept. 30, 1951) from the \$2.3 million loan of October 1949.⁴ After cancellation of \$238,017, effective Dec. 19, 1949.⁵ The interim loan of January 1949 (\$10 million) was refunded on June 30, 1950, and disbursements thereunder charged to April 1950 loan of \$26 million.⁶ After cancellation of \$74,559 (effective Apr. 2, 1951) from the \$5 million loan of August 1949.⁷ After cancellation of \$1.2 million (effective May 16, 1950) from the \$34 million loan of August 1949; and \$1.5 million (effective July 27, 1951) from the \$10 million loan of September 1949.NOTE.—Although certain of the loans listed above have been made to private or quasi-governmental organizations, in every case such credits have been guaranteed by the respective governments.
Source: International Bank for Reconstruction and Development.

Yugoslavia.—On October 11, 1951, the Bank announced its second loan to Yugoslavia. The first loan, in the amount of \$2.7 million, made in October 1949 to increase Yugoslav timber exports, has been repaid in full. The current loan, in the equivalent of \$28 million is for a term of 25 years and is expected to be disbursed entirely in European currencies for productive projects in seven basic fields: electric power, coal mining, extraction and processing of nonferrous

metals, manufacturing, forest resources, farm and fisheries production, and transportation. Total investment in these projects will amount to the equivalent of approximately \$200 million, the major portion of which will be financed by Yugoslavia from its own resources. The projects are expected to make a maximum contribution toward putting the country's economy on a viable basis.

In connection with the loan, the Governments of Belgium, Denmark, France, Italy, the Netherlands, and the United Kingdom have authorized the use of part of their local currency subscriptions to the Bank's capital.

The loan, for a term of 25 years, will carry an interest rate of 4½ percent per annum, including the 1 percent commission for the special reserve. Repayment will be made in semiannual installments beginning on April 15, 1955, and intended to retire the loan by maturity on October 15, 1976.

Nicaragua.—On October 29, 1951, the Bank made a loan of \$550,000 to Nicaragua for the construction of a plant for the drying and storage of grain in Managua, the capital city. The proposed plant is designed to assist in stabilizing the supply and price of food in Managua, and to serve as a pilot for additional grain processing in Managua. The quantity and quality of grain available both for domestic consumption and for export should be increased.

This loan, the third which the Bank has made in Nicaragua, is for a term of 10 years with an interest rate of 4½ percent per annum, inclusive of the 1 percent commission charge. Amortization payments, intended to retire the loan by maturity, will begin on September 15, 1954.

Iceland.—The second loan by the Bank to Iceland entirely in currencies other than United States dollars was announced by the Bank on November 1, 1951, when that country signed an agreement to borrow the equivalent of \$1,008,000 in European currencies. The first loan of this type was made to Iceland on June 30, 1951, in the equivalent of \$2,450,000. The present loan will assist in financing the importation of materials for farm construction and modernization and for the improvement of grasslands in order to revitalize Iceland's agricultural resources. As in the Italian loan, the equivalent in local currency will be used to finance related projects, through loans by the Agricultural Bank to farmers for buildings and improvements. Aside from dairy products and animal feed stuffs, the Icelandic Government plans to export most of the increase in production.

The loan, for 22 years, bears an interest rate of 4½ percent, including the required 1 percent commission charge. Amortization payments, calculated to retire the loan at maturity, will begin on December 1, 1956.

Colombia.—On November 13, 1951, the Bank announced its third loan for electric-power development in Colombia. The new loan, in the amount of \$2.4 million, was granted to the Central Hidroelectrica del Rio Lebrija, Limitada, a publicly-owned company, and will be used to finance the major part of the foreign-exchange cost of the Lebrija hydroelectric project, the total cost of which is estimated at the equivalent of approximately \$7 million. The project, when completed, will quadruple the supply of electric power to Bucaramanga, the center of the tobacco industry, thereby relieving the present

acute shortage and providing for the increased requirements arising from the rapid growth of the area.

The loan, guaranteed by the Colombian Government, is for a term of 20 years with an interest rate, including the 1 percent commission, of 4½ percent. Amortization payments will begin on January 1, 1954.

Paraguay.—A loan of \$5 million was granted by the Bank to Paraguay on December 7, 1951. The loan will be used to finance the import of equipment and supplies for the purpose of increasing agricultural production, the country's chief economic activity, through the expansion of acreage under cultivation and an increase in yields per acre.

The loan has a maturity of 9 years with an interest rate of 4½ percent, inclusive of the 1 percent commission allocated to the special reserve. Amortization payments will begin on May 1, 1954.

Mexico.—With the signing of a loan agreement on January 11, 1952, the Bank granted its third loan for electric power development in Mexico. The loan, in the amount of \$29.7 million, will be used to finance the external costs of equipment and materials required to carry out seven major projects in the 1952-55 construction program of the Federal Electricity Commission. The program includes four steam-electric stations, two hydroelectric plants, and the extension of distribution facilities. Even with this increased electric-generating capacity only the minimum essential requirements of the country can be met.

Joint borrowers under the loan agreement are the Federal Electricity Commission, a Government agency, and Nacional Financiera, the official financing institution of the Mexican Government. The loan, for 25 years, is guaranteed by the Mexican Government and carries an interest rate of 4½ percent, including the statutory 1 percent commission. Amortization payments will begin in 1955.

Peru.—On January 23, 1952, the Bank granted a loan of \$2.5 million to Peru for the improvement of the country's main port, Callao. The proceeds of the loan will be used to cover the external costs of equipment needed to modernize facilities for handling general cargo and for unloading and storage of bulk grain, thereby effecting sizable savings in foreign exchange. The total cost of the port-improvement project is estimated at the equivalent of about \$4 million and the local currency costs will be financed by the Peruvian Government. In order to assure more efficient operation of the port, an autonomous port authority will be created.

The loan is for a term of 15 years, and the interest rate of 4½ percent includes the 1 percent commission. Amortization payments will begin on January 1, 1954.

Southern Rhodesia.—The Bank, on February 27, 1952, made a loan of \$28 million to Southern Rhodesia. Although not itself a member of the Bank, Southern Rhodesia, as a "self-governing colony" within the British Commonwealth of Nations, has access to the Bank's resources by reason of the membership of the United Kingdom. The loan, guaranteed by the United Kingdom, will assist in carrying out Southern Rhodesia's 4-year development plan by financing the import of equipment and materials required for electric-power production and distribution. The major portion of the current development plan, which envisages public investment equivalent to approximately \$280

million, will be financed by funds from the United Kingdom and from Southern Rhodesia's own resources. The plan is also expected to stimulate private investment of comparable size. The total cost of the electric-power-expansion program, to which the current loan will apply, is equivalent to about \$52 million.

The loan, for 25 years, carries an interest rate of 4½ percent, inclusive of the 1 percent commission. Amortization payments will begin on November 1, 1956.

Netherlands.—A loan of \$7 million was granted on March 20, 1952, to the K. L. M. Royal Dutch Airlines. Participation in this loan by the Chase National Bank of the City of New York to the extent of one-half the total amount represents the first time that a private bank has joined directly in a loan made by the International Bank. The loan will assist in financing a program to replace part of the company's air fleet. The program, which will have a total cost of approximately \$33 million, includes the purchase in the United States of 23 planes with the necessary spare parts and is expected to result in a considerable increase in the dollar-earning capacity of the company.

The 6½-year loan will carry an interest rate of 4½ percent per annum, including the 1 percent commission charge. In addition to being guaranteed by the Netherlands Government, the loan will be secured by a mortgage on six planes and will be amortized in 10 semi-annual payments of \$700,000 each, beginning on January 1, 1954, and ending July 1, 1958.

Pakistan.—The Bank's first loan to Pakistan was made on March 27, 1952. The loan, in the equivalent of \$27.2 million to be disbursed largely in United States dollars and French francs, will be used to finance imports of equipment for railway improvement and modernization. The French Government has agreed to release the equivalent of \$12 million in French francs from the paid-in portion of its subscription to the Bank's capital for purchases of equipment in France. Most of the remaining equipment, to cost \$15.2 million, will be obtained in the United States. The total cost of the three-year program of railway rehabilitation undertaken by the Government of Pakistan is estimated at the equivalent of \$136.5 million.

The loan is for 15 years, and bears an interest rate of 4½ percent per annum, including the 1 percent commission charge allocated to the special reserve. Amortization payments will begin on August 15, 1954.

Marketing activities

During the period under review, the International Bank did not sell any bonds in the United States. However, the Bank again went outside the United States to raise new money, through the sale of its securities in Canada. The Bank had previously made initial public offerings of its bonds in the United Kingdom and Switzerland. The offering of February 5, 1952, constituted the first flotation of bonds in Canada by the Bank and comprised \$15 million of 4-percent 10-year Canadian dollar bonds of 1952. The securities were acquired initially by a syndicate of investment dealers and chartered banks in Canada and were subsequently offered at par to yield 4 percent. Slightly more than half the issue was bought by the general public; the remainder was purchased by Canadian insurance companies and other institutional investors. Provision has been made for retirement of one-

third of the bonds by maturity through the operation of a sinking fund. This issue increased the funded debt of the Bank to the equivalent of approximately \$450 million, as of March 31, 1952, of which \$400 million was denominated in United States dollars.

During the period the Bank also sold from its loan portfolio \$1,386,000 of bonds without its guaranty, and \$5.7 million of bonds with its guaranty. As of March 31, 1952, total sales by the Bank of obligations of its borrowers amounted to \$40,528,380, and the contingent liability on such obligations sold under guaranty amounted to \$26,877,200.

Fiscal operations

For the 9 months ending March 31, 1952, the International Bank reported a net income of \$12,507,639, exclusive of \$5,495,511 in commissions added to the special reserve. This compares with a net income of \$11,483,230 for the 9-month period ending March 31, 1951, exclusive of \$4,723,859 set aside for the special reserve against losses. As of March 31, 1952, the Bank had accumulated net income of \$54,662,856 in its general reserve, in addition to approximately \$25,621,260 held as a special reserve.

CONCLUSION

In pursuance of its statutory functions, the Council has coordinated, through its advice and recommendations, the activities of the United States representatives on the Fund and the Bank. As stated in its Third Special Report to the Congress, which deals with the broader aspects of United States policy in relation to those institutions, the Council believes that both the Fund and the Bank will continue to play a significant role in the development of sound international financial policies.

JOHN W. SNYDER,
Secretary of the Treasury,
Chairman of the National Advisory Council on
International Monetary and Financial Problems.

DEAN ACHESON,
Secretary of State.

CHARLES SAWYER,
Secretary of Commerce.

WM. MCC. MARTIN, JR.,
Chairman of the Board of Governors
of the Federal Reserve System.

HERBERT E. GASTON,
Chairman of the Board of Directors
of the Export-Import Bank of Washington.

W. AVERELL HARRIMAN,
Director for Mutual Security.

[Omitted from this exhibit is Appendix A since it consists of sections of the following acts which have been printed in previous annual reports of the Secretary of the Treasury: The Bretton Woods Agreements Act (1945 report, page 382); the Foreign Assistance Act of 1948 as amended (1948 report, page 262, and 1951 report, page 596); and the Amendment of the National Banking Act and the Bretton Woods Agreements Act (1950 report, page 316).]

APPENDIX B

TABLE XIII.—*Estimated gold and short-term dollar resources of foreign countries, as of Dec. 31, 1951*

[In millions of dollars]

Area and country	Total	Gold ¹	Short-term dollar balances ²
Total, All Areas³	18,945	11,369	7,576
Total, Europe (excluding sterling area)	7,182	4,765	2,417
Total, ERP Participants (excluding sterling area)	6,549	4,215	2,334
Austria	107	50	57
Belgium, Luxembourg, and Belgian Congo	898	697	201
Denmark	76	31	45
France and dependencies	902	567	335
(France)	(836)	(547)	(289)
(Dependencies)	(66)	(20)	(46)
Germany (Western)	434	28	406
Greece	49	3	46
Italy	635	335	300
Netherlands, Netherlands West Indies, and Surinam	524	340	184
Norway	150	60	100
Portugal and dependencies	331	283	48
Sweden	223	152	71
Switzerland	1,973	1,452	521
Trieste	6		6
Turkey	165	151	14
ERP adjustments	76	76	
Total, Other Europe	633	550	83
Bulgaria	26	25	1
Czechoslovakia	26	25	1
Finland	53	26	27
Hungary	42	41	1
Poland	37		3
Spain and dependencies	128	111	17
Union of Soviet Socialist Republics	3	(⁶)	3
Other Europe and unidentified	318	288	30
Total, British Commonwealth (including other sterling area)	5,931	3,694	2,237
Sterling area countries in ERP	2,980	2,218	762
Iceland	5	1	4
Ireland	33	17	16
United Kingdom	2,843	2,200	643
United Kingdom dependencies	99		99
Other sterling area	794	626	168
India	309	247	62
Iraq	13	(⁶)	13
New Zealand	37	32	5
Pakistan	40	27	13
Union of South Africa	197	190	7
Other	198	130	68
Canada	2,157	850	1,307
Total, Africa⁴	324	178	146
Egypt and Anglo-Egyptian Sudan	285	174	111
Ethiopia	11	4	7
Tangier	21	(⁶)	21
Other Africa	7	(⁶)	7

See footnotes at end of table.

APPENDIX B—Continued

TABLE XIII.—*Estimated gold and short-term dollar resources of foreign countries, as of Dec. 31, 1951—Continued*

(In millions of dollars)

Area and country	Total	Gold ¹	Short-term dollar balances ²
Total, Asia³	2,161	777	1,384
Afghanistan.....	50	39	11
Indonesia.....	420	279	141
Iran.....	163	138	25
Israel.....	27	—	27
Japan.....	724	128	596
Lebanon.....	41	26	15
Philippine Republic.....	337	7	330
Saudi Arabia.....	13	(⁴)	13
Syria.....	17	12	5
Thailand (Siam).....	210	113	97
Other Asia and unidentified.....	159	35	124
Total, Latin America⁵	3,343	1,955	1,388
Argentina.....	518	268	250
Bolivia.....	51	23	28
Brazil.....	417	317	100
Chile.....	99	45	54
Colombia.....	154	48	106
Costa Rica.....	11	2	9
Cuba.....	563	311	252
Dominican Republic.....	58	12	46
Ecuador.....	33	22	11
El Salvador.....	54	26	28
Guatemala.....	51	27	24
Mexico.....	366	208	158
Panama.....	68	(⁶)	68
Peru.....	93	46	47
Uruguay.....	306	221	85
Venezuela.....	445	373	72
Other Latin America and unidentified.....	56	6	50
Unidentified, All Areas.....	4	—	4

¹ Official gold holdings: For countries whose current holdings have not been published, available estimates have been used, or the figures previously published or estimated have been carried forward.

² Official and private: as reported by United States banking institutions.

³ Excludes holdings of the International Monetary Fund, the International Bank for Reconstruction and Development, the Bank for International Settlements, (including the European Payments Union), and other international organizations. Total gold and short-term dollar balances of international organizations on this date were \$3,418 million, consisting of \$1,710 million in gold and \$1,708 million in short-term dollar balances. Also excludes gold holdings of the U. S. S. R.

⁴ French Indochina is included under French dependencies.

⁵ Includes gold set aside as collateral for private United States bank loans.

⁶ No estimate made.

⁷ Includes gold to be distributed by the Tripartite Commission for the Restitution of Monetary Gold to claimant countries, including European Recovery Program countries, in accordance with the Paris reparations agreement.

⁸ Excludes sterling-area countries and dependencies of European countries.

⁹ Less than \$500,000.

Source: Treasury Department and Board of Governors of the Federal Reserve System.

TABLE XIV.—*Net United States gold transactions with foreign countries, Jan. 1, 1945, through Mar. 31, 1952*

[Negative figures indicate net sales by the United States; positive figures, net purchases]

[In millions of dollars at \$35 per fine troy ounce]

Area and country	Net total 7¼ years	First quar- ter 1952	1951	1950	1945-49
Total, All Areas	3,743.4	557.3	75.2	-1,725.2	4,836.1
Total, Europe	2,309.7	552.7	292.9	-1,383.4	2,847.5
United Kingdom.....	1,557.2	520.0	469.9	-1,020.0	1,587.3
France.....	454.0	-20.1	-84.8	558.9
Sweden.....	266.2	-32.0	-23.0	321.2
Belgium.....	251.8	20.2	-10.3	-55.0	296.9
Portugal.....	85.2	-34.9	-15.0	135.1
Netherlands.....	63.7	-4.5	-79.8	148.0
Turkey.....	54.0	4.5	49.6
Poland.....	40.3	11.9	28.4
U. S. S. R.....	35.8	35.8
Norway.....	16.7	-4.0	20.7
Czechoslovakia.....	-8.3	-8.3
Finland.....	-9.0	-4.8	-4.2
Vatican City.....	-13.4	5.0	-2.5	-15.9
Denmark.....	-16.7	-19.7	+3.0
Greece.....	-45.2	-12.3	-10.3	-14.4	-8.2
Italy.....	-114.3	-114.3
Bank for International Settlements.....	-127.6	+2.3	-30.4	-65.2	-34.3
Switzerland.....	-182.8	+22.5	-15.0	-38.0	-152.3
Other Europe.....	2.0	(1)	1.9	.1
Total, Latin America	147.0	3.7	-125.8	-171.9	441.0
Argentina.....	670.1	-49.9	720.0
Colombia.....	49.8	+17.5	-17.5	-10.0	59.8
Nicaragua.....	23.8	23.8
Chile.....	20.3	-4.8	25.2
Ecuador.....	3.1	-3.5	1.5	5.1
Peru.....	-4.5	-15.0	-3.0	13.5
Dominican Republic.....	-13.2	-8.0	-5.2
El Salvador.....	-14.1	-3.0	-6.0	-5.1
Brazil.....	-35.3	-.2	-.3	-34.8
Uruguay.....	-54.1	10.0	22.1	-64.8	-21.4
Mexico.....	-63.2	11.3	-60.3	-118.2	104.0
Cuba.....	-191.8	-20.0	28.2	-200.0
Venezuela.....	-244.9	-9	-244.0
Other Latin America.....	.9	.1	.3	.4	.1
Total, Asia and Oceania	-435.3	-3.3	-126.4	-80.7	-224.9
Afghanistan.....	-20.5	-2.5	-18.0
Thailand.....	-34.1	-34.1
Indonesia.....	-75.0	-45.0	-30.0
Egypt.....	-120.8	-76.0	-44.8
China.....	-193.5	-193.5
Other Asia and Oceania.....	8.6	-.8	-5.4	-6.9	20.7
North America: Canada	579.3	-10.0	-100.0	689.3
Total, Africa	1,102.6	4.3	44.2	10.6	1,043.5
Union of South Africa.....	114.1	4.3	52.1	13.1	1,044.6
Other Africa.....	-11.5	-7.9	-2.5	-1.1
International Bank	18.8	18.8
Unallocated	20.91	20.8

(1) Less than \$50,000. * Revised.

NOTE.—Figures will not necessarily add to totals because of rounding.
Source: Treasury Department.

APPENDIX C

STATISTICAL TABLES ON UNITED STATES GOVERNMENT POSTWAR FOREIGN GRANTS, AND LOANS AND OTHER CREDITS

EXPLANATORY NOTE

The data in this appendix relate to aid, both gross and net, provided by the United States Government to foreign governments and other foreign entities from July 1, 1945, through December 31, 1951. Because many of the grants and credits between July 1, 1945, and VJ-day were of a peacetime character, and data for this period are readily available only on a semiannual basis, for statistical purposes an initial date of July 1, 1945, has been adopted for the postwar period (except for postwar lend-lease data, which have a beginning date of September 2, 1945).

The statistical tables presented in this appendix, and this Explanatory Note, were prepared by the Clearing Office for Foreign Transactions, Office of Business Economics, Department of Commerce, in consultation with the International Statistics Division, Office of International Finance, Treasury Department, in accordance with specifications of the National Advisory Council.

In preparing the appendix tables, data collected from reporting agencies have been adjusted in some instances to place in the proper period transactions which supplemental data have shown actually occurred prior to the period in which reported. However, such changes have been made only when the adjustments appeared sufficiently large to be significant.

Items which are necessarily based on estimates have been adjusted or qualified on the basis of information received to the date of preparation of these tables, but in some instances are subject to future adjustments.

Gross foreign aid is defined to comprise two categories—grants and credits utilized. Grants are largely outright gifts for which no payment is expected, or which at most involve an obligation on the part of the receiver to extend aid to the United States or other countries to achieve a common objective. Credits are loans or other agreements which give rise to specific obligations to repay, over a period of years, usually with interest.

Gross foreign aid in some cases has been extended under indeterminate conditions, subject to future settlement. Indeterminate aid on this basis is included with grants, in the period rendered. When settlement for such indeterminate aid is agreed upon, the terms may call for a cash settlement or may establish a long-term credit. Such cash settlements are included in returned grants (see table XV) and such credit offsets to grants are included in the credit data. These credit offsets to grants have been deducted from the total of lend-lease and civilian-supply grants, in the period the credit was established (see table XVI).

Foreign aid is measured, for the different mechanics of assistance in use, as follows: (1) At the time of shipment of goods or extension of services, for procurement by a United States Government agency; (2) at the time of payment when cash aid is disbursed to a foreign government or other foreign entity, including disbursements for procurement by that government, or entity, or its agents; (3) at the time of disbursement to a United States supplier or to a United States bank (for payment to suppliers) on behalf of a foreigner, for procurement made on a letter of credit authorized by a United States Government agency; or (4) at the time of formal agreement, for obligations assumed by a foreign government, including bulk-sales of surplus property under credit agreements.

No attempt has been made in these appendix tables to allocate to foreign countries the aid rendered through the International Bank for Reconstruction and Development or the International Monetary Fund by use of United States Government investments. During 1946 and 1947 the United States Government invested \$635 million in the Bank and \$2,750 million in the Fund. The United States Government has a larger equity investment in the capital of those two institutions (approximately 40 percent), than any other government. (For data on the operations of these two international organizations, see chapter IV of the text of this Report.)

The United States Government receives some returns on its gross foreign aid. The returns which are deducted from gross foreign aid to arrive at net foreign aid include (1) reverse lend-lease; (2) the dollar value of that portion of 5-percent counterpart funds (a) utilized by the Economic Cooperation Administration for the purchase abroad of strategic materials and real estate, (b) made available to

the State Department for international informational and educational activities, for government in occupied areas of Germany, and for foreign buildings operations, and (c) turned over to the Treasury Department without reimbursement to the Economic Cooperation Administration; (3) the dollar value of strategic materials delivered in repayment of loans made out of 5-percent counterpart funds; (4) returned lend-lease ships; (5) cash received in war-account settlements for lend-lease and other aid; and (6) principal repaid on credits.

In addition to the returns which are netted against foreign aid, several types of transactions represent returns to the United States Government but are not included in these data. Reparations can be considered equivalent to a reverse grant but data are not presently available for such receipts. Except for returns of merchant and navy ships, data on lend-lease returns are not included, because the data are not available. The major classes of these excluded returns are small or auxiliary watercraft and all classes of aircraft. A table showing data on counterpart funds appears in chapter III. The receipt of 5-percent counterpart funds by the United States Government is not shown as a reverse grant, but, as noted previously, the dollar value of a portion of these funds is included as a reverse grant at the time they are expended, made available for expenditure to other Government agencies or repaid in strategic materials. Goods, services, and foreign currencies furnished by governments of occupied areas, or taken by the occupation authorities and used to defray costs of military occupation and government in former enemy countries are not included as reverse grants. Likewise, no cognizance of advances to the United States Government has been taken in the derivation of net foreign aid. Liabilities of the United States Government in the postwar period have all been considered short-term. Examples of such liabilities are (1) goods and foreign currencies made available by liberated or occupied areas to the armed forces of the United States pending future settlement and (2) deposits made by foreign governments with the Agriculture Department against procurement orders. Also excluded is the interest the United States Government collects for the service it renders through loans and other credits.

In addition to the United States Government grant programs included in this appendix, there are several operations of the Government abroad which are sometimes called grants. Among these excluded transactions are—

(1) Costs of military occupation and government in former enemy countries, other than supplies for civilian economies generally obtained with United States appropriated funds.

(2) The transfer of certain naval vessels to China under Public Law 512 of the Seventy-ninth Congress; the waiver to France of vessels intended as reparation to the United States from Germany; and the return of reparation vessels to Italy.

(3) Pensions and annuities, dependency allotments, and certain claims abroad paid by the United States Government.

(4) Relatively minor amounts of assistance under the programs for cooperation with the American Republics, and as part of the international informational and educational activities of the United States Government, including cultural and educational aid rendered under the Fulbright and Smith-Mundt Acts (but scientific and technical cooperation is included).

(5) Goods, services, and funds provided by private persons or organizations, even though furnished through Government-approved organizations such as the United Nations International Children's Emergency Fund or the American Red Cross.

(6) Military assistance provided the Philippines under Public Law 454, approved June 26, 1946, and military assistance to Korea, including military surpluses left by withdrawal of American forces from those countries after World War II (naval equipment originally costing \$59 million was transferred gratis to the Philippines; under disposal arrangements in Korea, surplus originally costing \$49 million was transferred gratis).

(7) Intergovernmental claims which have been settled, sometimes by offset, although these claims may have had the effect of lend-lease or reverse lend-lease and were taken into consideration at the time of war-account settlements, for example, claims against the United Kingdom for supplies and services furnished in January–March 1946 which were waived by the agreement of July 12, 1948.

(8) Administrative costs of the Economic Cooperation Administration paid out of the 5-percent counterpart funds received under the Foreign Assistance Act of 1948, as amended,

(9) United States Government contributions to the construction of roads in the Latin-American Republics, particularly the Inter-American highway (authorized under Public Law 375, approved December 26, 1941).

All postwar economic assistance to Germany, including civilian-supply aid provided by the Army Department plus aid provided by the Economic Cooperation Administration, was furnished subject to settlement and as a deferred charge against future proceeds of German exports. Most of such aid to Germany is included in grants or credits. In addition the Army Department, prior to January 31, 1948, transferred on a deferred-payment basis an estimated \$90 million worth of surplus property to Germany. No official data are available and consequently this sale is not included in the credit or grant aid shown in these tables for Germany.

Several categories of relatively short-term foreign indebtedness to the United States Government are excluded from the tables, as follows: (1) advance payments on commodity-procurement contracts; (2) the revolving special exporter-importer credits of Export-Import Bank; (3) surplus-property receivables originally scheduled to mature in less than 6 months; and (4) other receivables originally scheduled to mature in 90 days or less. Also excluded is the portion of deficiency-material loans of the Economic Cooperation Administration disbursed from 5-percent counterpart funds (however, as noted previously, the dollar value of strategic materials delivered in repayment of these excluded loans is included in reverse grants).

TRANSACTIONS COVERED

The following types of United States Government transactions are included in this appendix:

1. **Grants.**—These represent aid to foreign governments or other foreign entities for which no repayment is expected, or for which repayment terms are currently indeterminate. Included also is aid which, at the time extended, was on an indeterminate basis but was later settled by cash payment. Such cash settlements have not been deducted from grants but instead have been included in returned grants.

Grants are not synonymous with gifts since they include, in addition to outright gifts, foreign aid extended under indeterminate terms and conditions of recovery to the United States, pending future settlement. These settlements may eventually stipulate repayment, in whole or in part, for what is currently classified as a grant. When terms are established, the aid may be transferred from a grant basis to a credit basis. This has been done in the case of many war-account settlement credits.

Refunds and reimbursements to the United States for overpayments, shipments not eligible as aid, etc., occurring under grant programs are netted into the grant data shown in this appendix. Refunds (receipts) of funds transferred to UNRRA and the Intergovernmental Committee on Refugees for liquidation purposes are in the data in this appendix.

Supplies furnished to foreign governments or to other foreign entities include all costs chargeable to the United States Government including those through delivery at the end of ship's tackle at the port of final debarkation. In some cases, actual charges are used in arriving at this cost; in others, an estimate has been applied by the reporting agencies. Services are generally reported at an estimated cost. Where possible these costs are estimated on the basis of obligations incurred or expenditures by the Government agency operating the program.

Ascertainable dollar costs of administering grant programs (excluding expenditures from 5-percent counterpart funds) are included in the grant total, and by this inclusion it is generally possible to account for total expenditures out of dollar funds appropriated for foreign aid.

Grant aid utilized, on a calendar-year basis, during the postwar period, and available unutilized balances at December 31, 1951, are shown in table XVI by program. Specifically, the grants included in this appendix are the following:

(a) *Economic cooperation.*—Data shown for economic-cooperation programs cover grants provided by the Economic Cooperation Administration principally under title I and section 404 (a) of title IV of the Foreign Assistance Act of 1948, as amended. Title I of this act, Public Law 472, authorized the European Recovery Program; title IV authorized Chinese assistance. Public Law 535, approved June 5, 1950, further extended these programs and made funds originally established for Chinese aid also available to other Far Eastern countries. Data

shown also include aid to Korea under Executive Order 102006-A (January 5, 1949), wherein the President assigned responsibility for economic aid in this area to the Economic Cooperation Administration, and under Public Law 447, approved February 14, 1950, and Public Law 535.

The Mutual Security Act of 1951 (Public Law 165, approved October 10, 1951) continued these programs as part of the Mutual Security Program. Under this act, the Economic Cooperation Administration was succeeded by the Mutual Security Agency December 31, 1951. Mutual Security Agency is the operating agency providing most of the Mutual Security Program economic assistance.

Technical assistance and training under these programs, and subsidies (including parcel post reductions) on freight payments for private relief shipments, are included.

Although when a specific commodity or payment is provided under economic assistance programs it is frequently on an indeterminate basis (particularly in the European program), the extent to which repayment for the entire program assistance will be required is determined almost immediately. Thus \$1,153 million in European-program assistance is considered to be on a credit basis by December 31, 1951. The remainder of the aid constitutes grants—both direct and conditional. Both ECA conditional grants and outright, or direct, grants are included.

Conditional grants arose under the intra-European payments plan where the United States Government provided part of its assistance on condition that equivalent aid would be granted by recipients in terms of their own currencies to other participating countries. Under the program for the European Payments Union (EPU), which succeeded the intra-European payments plan July 1, 1950, the United States Government provided conditional aid against drafts on the initial debit balances that three participating countries (Belgium-Luxembourg, \$29 million; Sweden, \$10 million; and United Kingdom, \$150 million) agreed to provide to other countries through EPU. The United States Government also originally agreed to provide up to \$350 million to furnish sufficient convertible assets to enable EPU to pay countries which accumulated a surplus debit position under the program. Both payments for this purpose and unutilized amounts are shown opposite *Unallocated ERP*.

Assistance is shown by recipient country. In some instances, although goods have been shipped to a dependent area (for example, Tunisia), the aid has been reported as rendered to the parent country (France). Commitment of aid under the European Recovery Program for Indonesia, formerly a Netherlands dependency, was discontinued with the transfer of sovereignty over much of the area to the United States of Indonesia at the end of 1949. However, deliveries of goods and payment for aid previously committed continued into 1950, and Indonesia also receives aid under the Far Eastern program.

Dollar administrative expenses of the Economic Cooperation Administration are shown as utilized opposite *Unallocated ERP* or *Unallocated Asia*; administrative expenses paid from the 5-percent counterpart funds for the European Recovery Program and for the Far East Program are not included. Unutilized balances shown opposite *Unallocated ERP* or *Unallocated Asia* represent aid not yet programmed by country.

(b) *Lend-lease and civilian supplies*.—Figures for lend-lease aid represent the estimated value of such aid furnished on a grant basis (often referred to as "straight" lend-lease). The lend-lease grant data have not been reduced for cash war-account settlements for lend-lease and other grants (principally civilian supplies). Instead, the cash settlements are included in returned grants. However, the postwar credit offsets to grants (credits established for items originally included in grants—principally lend-lease and civilian supplies) have been deducted from the combined lend-lease and civilian-supply grant total in the period the credit was established.

The lend-lease grant totals include ships and other goods (except silver, which is included in credits), which were to be returned to the United States Government. For ships which have been returned, no adjustment has been made in lend-lease grants. Instead, those returns are included, where data are available, in returned grants.

Reverse lend-lease provided by governments of other nations to the United States has not been deducted from the lend-lease grants furnished by the United States Government. Instead, these reverse lend-lease receipts are included in returned grants.

Data on retransfers (mainly by the United Kingdom), of lend-lease goods to third countries are not available and thus have never been included in the lend-lease records. Therefore, the actual total cash and credit lend-lease (including

postwar settlements for lend-lease and other grants) for certain of these smaller countries exceeds the aid recorded by the Treasury Department. For these cases, a retransfer from the United Kingdom has been assumed. An estimated amount sufficient to raise total deliveries for these smaller countries to the total cash-plus-credit transactions has been added to the Treasury-recorded aid for these countries and deducted from aid to the United Kingdom. Similarly, for the British dominions, retransfers have been estimated in sufficient amount to offset the cash and credit transactions with these countries and, additionally, to offset the reverse lend-lease received from them.

Lend-lease grant estimates are broken down by requisitioning governments and are shown only for major areas. Thus, lend-lease grants are included opposite the United Kingdom for the British Commonwealth (except as specified in the preceding paragraph), opposite France for all French areas, etc., and for the American Republics, in total, opposite the entry *Unallocated Latin America*. In table XVII the \$29 million in postwar utilization shown opposite *Unallocated, All Areas*, represents principally losses on inventories plus administrative expenses of the lend-lease program.

Lend-lease grant data are based upon the Treasury Department statements for March 31, 1951, in the *Thirty-second Report to Congress on Lend-Lease Operations* (82d Cong., H. Doc. 227), as follows:

	<i>Millions</i>
<i>From:</i> Gross lend-lease aid total shown in that report.....	\$50, 243
<i>Exclude:</i>	
Assistance paid for by Italy and Denmark, which were not eligible to receive lend-lease aid.....	84
Armed forces civilian supplies program for Italy (so-called YB program) made available from lend-lease appropriated funds (which is included under civilian supplies).....	134
<i>Equals:</i> Total transfers under lend-lease authority.....	50, 024
<i>Subtract:</i>	
Transfers of prepaid (cash) lend-lease and lend-lease provided on specific cash-repayment terms.....	933
Silver required to be returned (included in credits).....	291
Lend-lease aid originally extended on a credit basis to American Republics and Liberia.....	126
<i>Equals:</i> Gross lend-lease grants by the United States Government.....	48, 674
<i>This is divided between:</i>	
War period.....	46, 728
Postwar period.....	1, 945

Civilian supplies represent principally military supplies furnished for civilian use abroad to prevent disease and unrest in occupied areas. The Army Department figures include all reported shipments of civilian supplies through December 31, 1951, valued at estimated landed cost. Specifically, supplies procured with the appropriation for government and relief in occupied areas (GARIOA) are included. Korean aid since July 1, 1950, includes transfers to the civilian economy from United States Army stocks in Japan and Korea, and aid under Public Law 911, approved January 6, 1951. Some transfers by the armies in the field are still to be reported.

Data on civilian-supply shipments by the Army Department include incentive materials provided Germany, Japan, and the Ryukyus under a special program totaling \$109 million, representing their value plus the cost of transportation when paid out of appropriated funds. Net diversions abroad from military stocks exceeding \$106 million are included in the civilian-supply grant data. Included also are data on petroleum supplies transferred as civilian supply through September 30, 1951. Data for the October-December 1951 quarter were not available at the time of preparation of these tables.

Because of the difficulty of segregating the cost of services rendered as civilian supply abroad from the cost of regular military operations, the armed forces are generally exempted from reporting services rendered gratis to civilians. Subsidies (paid from appropriations for civilian supplies) on postal shipments of private relief parcels are reported.

Civilian supplies furnished by the United States Army have been generally considered a form of assistance for which the local government should be financially responsible. While no direct payments have been received, these obligations

were included in the war-account settlements which have been signed with many recipient countries.

Navy Department figures for civilian supplies show deliveries to reported areas. An adjustment of these figures was made by the Navy Department to cover diversions to or from other stocks.

The Economic Cooperation Administration assumed complete responsibility for supply in the United States-occupied area of Germany late in 1949. Funds from the appropriation for government and relief in occupied areas (GARIOA) were transferred to the Economic Cooperation Administration for this purpose. Aid extended under this program is included as civilian supplies.

To assist the Army Department in furnishing relief and rehabilitation supplies for Italy, \$100 million of lend-lease funds were made available in 1945. Since Italy had not been designated as eligible for lend-lease aid, these supplies were turned over to the Army as an intermediary in distribution. To pay for the transport of these lend-lease-financed supplies, an additional \$40 million was earmarked from lend-lease funds. Actual aid rendered totaling \$134 million is included in the tables as civilian supplies.

Civilian supplies utilized have been shown by individual country, except for the United States and British zones of the immediate postwar European theater, for which no country allocation is available. These amount to \$158 million and have been shown in the appendix tables in the *Unallocated ERP* area.

(c) *UNRRA, post-UNRRA, and interim aid.*—Data on relief and rehabilitation furnished through UNRRA cover only those goods, services, and funds provided by the United States Government. Reports on this portion of UNRRA operations were made by the State Department, which assumed responsibility from the Foreign Economic Administration under Executive Order 9630, dated September 27, 1945, for handling funds provided by Congress to the President to finance United States Government participation in UNRRA. The United States contributions to UNRRA comprised about three-fourths of that international agency's resources; the percentage of United States contribution in the total UNRRA aid to the individual recipient countries, however, ranged from more than three-fourths to considerably less. When possible, for United States-contributed shipments, data included in this appendix are shown for the country of destination. The cash grant paid to UNRRA is shown opposite the geographical entry *Unallocated International Organizations* in the tables, while services and other undistributable charges to the aid program are shown opposite the entry *Unallocated, All Areas*.

Included also are data on the post-UNRRA relief program authorized by Public Law 84, approved May 31, 1947, and on the interim-aid program authorized by Public Law 389, approved December 17, 1947. The Economic Cooperation Administration was responsible for terminal administration of these programs which were originally under the State Department. Post-UNRRA data include private relief shipment freight subsidies paid through the Advisory Committee on Voluntary Foreign Aid.

(d) *Other grants.*—The remaining other grants include—

1. *Mutual-defense assistance.*—Under Executive Order 10099, dated January 27, 1950, the State Department administered the Mutual Defense Assistance Program authorized under Public Law 329, approved October 6, 1949, until that program was incorporated into the Mutual Security Program. This program provided aid to signatories of the North Atlantic Treaty; to Greece, Turkey, and Iran; to Korea and the Philippines; and in the general area of China. Public Law 621, approved July 26, 1950, and Public Law 843, approved September 27, 1950, further extended and increased these programs. Late in 1950, for the purpose of relieving critical food shortages, aid was given to Yugoslavia under the Mutual Defense Assistance Act. In April 1951 additional funds were made available under the Mutual Defense Assistance Program for economic aid to Yugoslavia.

Actual operations of the State Department were confined to administration, to a small cash grant for military assistance, and to the stop-gap relief assistance given Yugoslavia. The Economic Cooperation Administration (now Mutual Security Agency) also has provided some Mutual Defense Assistance Program aid for increasing military production.

Public Law 165, approved October 10, 1951, continued the Mutual Defense Assistance Program as part of the Mutual Security Program. Under the Mutual Security Act of 1951, the Defense Department is the operating agency providing most of the Mutual Security Program military aid.

Mutual-defense assistance grants in this appendix include transfers of goods and services purchased from funds appropriated and transfers of goods under the

authorization in section 403 (d) of Public Law 329, as amended, to furnish excess equipment and materials. The standard value for such excess equipment is original cost, but any additional expenditures of appropriated funds to bring the excess equipment to standard value are not included. In some instances excess equipment is sold under authority of the act at amounts not less than 10 percent of the original cost plus costs of rehabilitation. The difference between the amount paid for and the total standard value is included as a grant in order to assure that such excess equipment is always valued, in terms of international trade, at standard value. Excluded from the data on unutilized aid are contract authorizations not covered by liquidating appropriations.

To the extent that aid under the Mutual Defense Assistance Program represents economic assistance rendered through the Economic Cooperation Administration (now Mutual Security Agency), such aid is shown by country. For security reasons, the remainder of utilized aid is shown only by area, except for the stop-gap relief assistance to Yugoslavia. Aid to Greece, Turkey, and Iran is included in *Unallocated ERP*. Administrative expenses are not applicable to specific program and (for both utilized and unutilized) are shown as *Unallocated, All Areas*. Included are the administrative expenses of the Director for Mutual Security. Unutilized MDAP grants are shown by country and area in the same manner as utilized aid. Unutilized aid through the Mutual Security Agency for increasing military production which has not yet been programed by country is shown almost entirely as *Unallocated ERP*.

2. *Greek-Turkish aid*, provided under Public Law 75, approved May 22, 1947, and title III of Public Law 472, approved April 3, 1948. This assistance is administered by the State Department. Subsequent assistance to Greece and Turkey under title II of Public Law 329, approved October 6, 1949, is included in mutual-defense assistance. Unallocated administrative expenses of this program are shown against *Unallocated ERP*.

3. *Philippine rehabilitation*, under the Philippine Rehabilitation Act of 1946. Compensation for war-damage claims and related administrative expenses under title I of this act are reported by the Philippine War Damage Commission. State Department aid under the act includes surplus property transferred under title II, disbursements under title III in payment of claims for the restoration of public property, and improvement of essential public services under title III.

4. *Chinese stabilization and military aid*.—Chinese stabilization was provided under laws approved in February 1942, which directed that \$500 million be provided to China to assist in prosecuting the war against Japan and in stabilizing the Chinese economy. This aid was administered by the Treasury Department. Approximately \$380 million was disbursed in the war period and \$120 million in the postwar period. Chinese military aid was provided under section 404 (b) of Public Law 472, approved April 3, 1948, which authorized the President to provide \$125 million in aid to China on such terms as he decided. Aid was extended through the Treasury Department as cash and through other agencies as goods and services.

5. *Technical assistance and inter-American aid*.—Technical assistance, reported by the State Department, includes programs for scientific and technical assistance to foreign countries (1) under Public Law 402, approved January 27, 1948 (known as the Smith-Mundt Act), and (2) under the programs for cooperation with the American Republics originated by Public Laws 63 and 355, approved May 3 and August 9, 1939, respectively. These programs were superseded by the Point 4 program authorized by the act for International Development (title IV of Public Law 535, approved June 5, 1950). The Point 4 program was incorporated into the Mutual Security Program by Public Law 165, approved October 10, 1951. The State Department is the operating agency providing most of the Mutual Security Program technical assistance. Administrative expenses of this program (both utilized and unutilized) are shown opposite *Unallocated, All Areas*, except for a small amount shown as *Unallocated L. A.* Unutilized aid that has not been programed by country is shown as *Unallocated ERP, Unallocated L. A., Unallocated Asia*, or *Unallocated, International Organizations*.

Included in Point 4 or Technical Cooperation Administration grants are the multilateral technical assistance program contributions to the United Nations and the Organization of American States (shown as *Unallocated, International Organizations*). Included also is the assistance to Chinese and Korean students in the United States under Public Law 327, approved October 6, 1949, as amended. Aid through cultural and economic programs for the American Republics represents grant programs instituted by the Coordinator of Inter-American Affairs and subsidiary agencies whose functions have been consolidated in the Institute

of Inter-American Affairs in the State Department. Some financial aid to the American Republics in the expansion of communications systems was provided by subsidiaries of the Reconstruction Finance Corporation, mostly in the war period.

Under Public Law 8, approved February 28, 1947, the Agriculture Department is authorized to cooperate with the Government of Mexico in the control and eradication of foot-and-mouth disease. The grant aid includes only the United States cost of the cooperative program and excludes the expense of the border quarantine and inspection at public stockyards and in the field to detect immediately any possible introduction of the disease into the United States. This appendix also excludes the cost of canned beef purchased by the United States Government in Mexico under the program to provide an alternative market for cattle which normally would flow into this country. Although this beef may be sold by the United States Government at a loss, neither the gross purchase nor the net loss is included in grants.

6. *International refugee assistance.*—The State Department administers grants for United States participation in the International Refugee Organization and also administered the United States contributions to the Intergovernmental Committee on Refugees. Some relief grants were made through the Army Department to the International Refugee Organization. In addition, the Army acted as agent for this organization in shipping goods purchased with cash grants made by the United States Government to the International Refugee Organization; such shipments are excluded but the cash grants are included. Refugee assistance is shown as *Unallocated, International Organizations*.

7. *International Children's Fund.*—The State Department administers grants of funds for United States participation in the International Children's Emergency Fund authorized under Public Law 84, approved May 31, 1947; title II of Public Law 472, approved April 3, 1948; and Public Law 170, approved July 14, 1949. This aid is included opposite the entry *Unallocated, International Organizations*.

8. *Palestine relief.*—The State Department administers grants of funds for the first United States contributions to the United Nations for relief of Palestine refugees. The State Department also administers that part of the Mutual Security Program whereby contributions for the relief of Palestine refugees are made through the United Nations. This aid is shown opposite *Unallocated, International Organizations*.

9. *Korean relief.*—The State Department also administers that part of the Mutual Security Program for Korean relief through the United Nations Korean Relief Agency. No relief assistance under this program was reported through December 31, 1951.

10. *Donations of agricultural surplus.*—Donations of surplus food commodities by the Agriculture Department to private and international welfare organizations for the assistance of needy persons outside the United States were authorized by section 416 of Public Law 439, approved October 31, 1949, and section 3 of Public Law 471, approved March 31, 1950. These donations are included under *Unallocated, All Areas* at values representing the average price paid by the Agriculture Department in support of domestic commodity prices rather than at a current export value.

11. *Yugoslav aid* represents the assistance authorized in Public Law 897, approved December 29, 1950, as stop-gap relief, from funds originally appropriated for the European Recovery Program. State Department administered this grant.

12. *American Red Cross aid* data cover only supplies provided by United States Government procuring agencies with funds appropriated for foreign war relief. The major portion of this aid was in the war period.

2. *Credits.*—These represent loans, property credits, and commodity credits provided as foreign aid by the United States Government. All aid in the form of credits is based on agreements which provide for repayment of principal and, in most cases, for the payment of interest. Provisions governing the collection of principal and interest vary and may call for payment in the form of different combinations of United States dollars, property or improvements to property, foreign currencies, strategic materials, and the assumption of claims.

Loans represent the lending of money, generally United States dollars, to foreign governments and to private entities in foreign countries, principally by the Export-Import Bank, the Treasury Department, the Reconstruction Finance Corporation, and the State Department. Included also is the foreign aid extended on a repayable basis by the Economic Cooperation Administration. Property credits represent credits extended abroad in the disposal of surplus property, including merchant ships, and in the furnishing of lend-lease articles and services

or the settlement for lend-lease and other war accounts. Commodity credits represent the relatively short term credits (generally 12 to 15 months) of the Agriculture Department, the Reconstruction Finance Corporation, and the Army Department in connection with commodity shipments (principally raw cotton) by the United States Government to the military governments for western Germany and Japan.

Credit aid utilized on an annual basis during the postwar period and available unutilized balances of authorized credits at December 31, 1951, are shown in table XVI by program. Specifically the credits included in this appendix are the following:

(a) *Export-Import Bank loans.*—The Export-Import Bank, which is the principal lending agency of the United States Government, was created in 1934 primarily to finance foreign trade. Subsequent legislation has expanded its operations and increased its lending authority.

Loans of Export-Import Bank originate in authorizations resulting from approval of credits by the Board of Directors. At December 31, 1951, certain authorized loans had not been formalized by executed contracts or agreements. These authorizations, included in the tables, are as follows:

	<i>Millions</i>
Total, All Areas	\$341
<i>ERP countries:</i> Unallocated European cotton credits.....	38
<i>Latin America:</i>	
Bolivia.....	2
Brazil.....	35
Colombia.....	20
Ecuador.....	4
Mexico.....	133
<i>Asia:</i>	
Indonesia.....	48
Iran.....	25
<i>Canada</i>	1
<i>Africa:</i> Union of South Africa.....	35

Direct loans by the Export-Import Bank and advances through agent banks are included in foreign aid. These agent bank loans occur when United States commercial banks participate in certain loans of the Export-Import Bank under agency agreements which specify that at the option of either party Export-Import Bank will reimburse the agent bank for the unpaid principal amount of the loan with accrued interest. Principal repayments on loans held by agent banks are included in these appendix tables; however, interest received and retained by agent banks is excluded. Utilization on these loans represents disbursements of United States dollars. Principal and interest are payable in dollars.

(b) *Economic cooperation loans.*—These represent European Recovery Program loans made under authority of the Economic Cooperation Act of 1948, as amended. The Economic Cooperation Administration was succeeded by the Mutual Security Agency December 31, 1951. (Further references to Economic Cooperation Administration mean also Mutual Security Agency.)

All economic-cooperation loans, except deficiency-material development project loans, have been made by Export-Import Bank acting as agent for the Economic Cooperation Administration. These loans originated in commitments by the Economic Cooperation Administration but the loan agreements were executed by the Export-Import Bank; repayments are to be made to the Bank. Utilization represents the amount of aid extended on a credit basis under an allocation by Economic Cooperation Administration between credits and grants of total goods, services, and funds furnished to European-program participating countries. These European-program loans have been made mostly from public-debt dollar funds and are repayable in dollars. Disbursements from public-debt funds (reported by the Export-Import Bank) have generally reimbursed the Economic Cooperation Administration for aid previously advanced out of appropriated funds. However, almost \$10 million of European-program loan commitments have been from appropriated funds without provision for reimbursements from public-debt funds.

All loans in connection with deficiency-material development projects through December 31, 1951 were made directly by the Economic Cooperation Administration. These loans were transferred March 1, 1952, to the Defense Materials Procurement Agency and future loans of this type will be made by that agency

from funds allocated by the Economic Cooperation Administration. Utilization on these loans represents disbursements from appropriated dollar funds. These loans disbursed, or to be disbursed, from 5-percent counterpart funds are excluded from the credit data in this appendix. The terms of the loans call for repayment to be made by delivery of deficiency materials. Repayments on loans disbursed from 5-percent counterpart funds are excluded from the credit data but are included in returns as reverse grants in this appendix. Certain minor deliveries of materials have been received since June 30, 1951, which have not been reported and consequently are not included in the principal and interest payments (or returned grants) in this appendix.

(c) *War account settlement credits.*—These credits represent the obligations established in these agreements (covering lend-lease, surplus property, and other war accounts) generally referred to as "war-account settlements." The lend-lease portion of these settlements represents inventories of lend-lease goods in the hands of civilian agencies of recipient governments at VJ-day and post-VJ-day transfers under pipeline credit agreements, less, in some cases, reverse lend-lease offsets. In some cases, the credits established in the settlements include civilian supplies, net claims, and other war accounts. This and the lend-lease portion of these credits is included in credit offsets to grants, which is deducted from lend-lease and civilian-supply grants. The surplus property portion of these settlements represents property under the disposal jurisdiction of the former Office of the Foreign Liquidation Commissioner.

These credits have been transferred to the Treasury Department for collection. Specifically the agreements covering these war account settlements are the following:

Country	Date of agreements	Country	Date of agreements
Australia.....	June 7, 1946	Netherlands.....	May 28, 1947
	{ Sept. 24, 1946	New Zealand.....	July 10, 1946
Belgium.....	{ Jan. 13, 1947	Norway.....	Feb. 24, 1948
	{ Apr. 20, 1950		{ Dec. 6, 1945
Ethiopia.....	{ May 20, 1949	United Kingdom.....	{ Mar. 27, 1946
	{ May 28, 1946		{ July 12, 1948
France.....	{ Mar. 14, 1949	Yugoslavia.....	July 19, 1948
	{ May 16, 1946		
India.....	{ Feb. 27, 1948		
	{ Mar. 31, 1948		

(d) *Other lend-lease and surplus property credits.*—These represent the residue of the credits established for lend-lease and surplus property which are not included in the war account settlements enumerated above. The lend-lease credits, which have been transferred to the Treasury Department for collection, include all lend-lease credits extended to the American Republics, and those to Liberia, China, Iran, and the U. S. S. R. In addition, the obligations of foreign governments to repay lend-lease silver are included because such silver is required to be returned in kind, ounce for ounce, to the United States Government, in accordance with specifications in the respective agreements, when determined by the President. This determination has not been made, but silver was returned by Belgium, during the last half of 1947, in repayment of that country's entire lend-lease silver indebtedness.

For the American Republics, utilization represents the portions of lend-lease transfers prior to VJ-day which were on a credit basis under mutual-aid agreements with the 18 American Republics involved. In some cases the amounts due have been established in settlement agreements with various American Republics. In the case of Liberia, utilization represents expenditures reported by the Navy Department for the construction of a port. Utilization for China and the U. S. S. R. represents billings for post-VJ-day lend-lease aid furnished under the pipeline credit agreement; the entire amount of the billings has been considered utilized as of the date of the pipeline credit agreement. For Iran, utilization is

the amount established in the lend-lease settlement of December 14, 1945. In the case of lend-lease silver, utilization represents the dollar value of the silver transferred (which is to be returned in kind), computed at 71½ cents per fine ounce, which was the official value at the time the silver was furnished to the foreign governments.

The surplus property credits, in the main, represent credits originally extended abroad by the former Office of the Foreign Liquidation Commissioner, State Department, in the disposal of surplus property. A few of these credits are still subject to collection by the State Department but most have been transferred to the Treasury Department for servicing. For the bulk sales made by the former Office of the Foreign Liquidation Commissioner to Belgium and India, utilized credits represent the one-half share due the United States Government from the reported resales of this surplus property by these two foreign governments. For all other surplus-property credits extended by the former Office of the Foreign Liquidation Commissioner, utilization represents deliveries in the case of both bulk-sale credit agreements and of sale contracts under other credit agreements. "Bulk sales" are defined to mean sales not made on a selective basis—typically, sale of all surplus in a certain area.

Foreign credits extended by the Maritime Administration (formerly Maritime Commission) in the disposal of merchant ships are included. These credits were extended for a maximum of 75 percent of the sales price of merchant ships sold to foreigners under the Merchant Ship Sales Act of 1946 (Public Law 321, approved March 8, 1946). Further sales of ships to foreigners after March 1, 1948, was prohibited by Public Law 423, approved February 27, 1948. Utilization represents the principal amount of the mortgages received by the former Maritime Commission from foreign purchasers of merchant ships. All these credits were either extended to or guaranteed by foreign governments.

The surplus property credit of the Defense Department is an estimate of the amount to be paid by China for deliveries of surplus property by the Army Department in fiscal year 1946. The surplus property credit of the Reconstruction Finance Corporation represents a sale of surplus to Brazil on credit terms in fiscal year 1946.

Credits, which were originally extended by the former War Assets Administration in the disposal of domestic surplus property to foreign countries, have been transferred to General Services Administration for collection. Utilization represents deliveries for items for which promissory notes had been signed plus the gross amount of sales contracts for which notes had not been signed on December 31, 1951.

(e) *Other loans and commodity credits.*—The following are included under this caption:

(1) *The British loan* for \$3,750 million was extended under the terms of the Anglo-American financial agreement signed December 6, 1945. The joint congressional resolution, which implemented this agreement and was signed by the President July 15, 1946, authorized the Secretary of the Treasury to carry out the agreement.

(2) *The Indian loan* was authorized by Public Law 48, approved June 15, 1951. Approximately \$163 million of this \$190-million loan commitment through Export-Import Bank to India is scheduled to be made from dollar funds appropriated to the Economic Cooperation Administration; the remaining \$27 million is to be made from public-debt funds. Collections of principal and interest are to be made by the Export-Import Bank.

(3) *The Spanish loan* was authorized by Public Law 759, approved September 6, 1950. Disbursements by Export-Import Bank as agent for the Economic Cooperation Administration on this \$62.5-million loan are made from public-debt funds. Repayments by Spain are to be made to the Export-Import Bank.

(4) *The United Nations loan* was authorized in the agreement signed by the State Department on March 23, 1948, whereby the United States Government agreed to loan up to \$65 million for construction in New York City of the United Nations headquarters building. This agreement was ratified by Public Law 903, approved August 11, 1948. No interest is to be paid on this loan.

(5) *Commodity credits.*—These relatively short term credits (generally not over 15 months) were extended by the Agriculture Department, the Reconstruc-

tion Finance Corporation, and the Army Department in connection with commodity shipments by the United States Government to the military governments for Western Germany and Japan. The Agriculture Department credits were extended in connection with cotton shipments; utilization represents the value of the raw cotton plus a small amount of administrative expenses. These occupied-area commodity programs were administered during 1946, 1947, and 1948 principally by U. S. Commercial Company, a subsidiary of the Reconstruction Finance Corporation. The major commodity advanced to Germany and the only commodity advanced to Japan under these programs was raw cotton furnished by the Agriculture Department. Utilization shown under Reconstruction Finance Corporation represents the value of the other commodities advanced to Germany plus shipping costs, handling charges, and administrative expenses for the entire program as reported by Reconstruction Finance Corporation. Public Law 820, approved June 29, 1948, created a natural-fibers revolving-fund of \$150 million for the purpose of providing credits to areas occupied by United States forces for the purchase of natural fibers produced in the United States. Credits extended by the Army Department under this authority have been to Japan only. Amounts utilized represent disbursements for the purchase and transportation of materials, principally raw cotton.

(6) *Miscellaneous loans.*—The Philippine funding loan by the Treasury Department represents the agreed estimate of the amount due under the Philippine obligation to return to the United States Government the unused portion of funds advanced in 1948 to meet claims for pay which had arisen as a result of the operations of the Army of the Philippines and guerrilla forces during World War II. The estimate is subject to adjustment upon completion and acceptance of an audit of the unexpended balance of these funds. On November 6, 1950, the funding agreement was signed, which permitted repayment over a period of 10 years.

Foreign loans of the Reconstruction Finance Corporation were extended under various authorizing acts of Congress. The principal authorizing acts were Public Law 108, approved June 10, 1941, under which the collateral loan of \$390 million to the United Kingdom was extended, and Public Law 656, approved August 7, 1946, under which the \$70-million loan to the Philippines was made. Data relating to small Reconstruction Finance Corporation loans to five American Republics, loans to Canada, and a loan to Bahrain are also included in these appendix tables.

The Institute of Inter-American Affairs in the State Department extended small loans to Mexico during the war period and to Uruguay in the early postwar period. The Treasury Department has administered residual collections since July 1, 1949, on the outstanding balance of the loan to Mexico.

DEFINITIONS

Although there exists a wide variety of transactions and differences in the accounting procedures of the various Government agencies and it is not possible to prepare simple definitions applicable to all cases, it is believed that the classifications used are as consistent as possible.

1. Utilized aid is measured as described in the seventh paragraph of this Explanatory Note. Utilized grants represent the foreign aid given either as an outright gift or subject to future settlement. Utilized credits represent the foreign aid extended on credit terms. For an itemized description of utilized, by aid programs, refer to *Transactions Covered* in this Explanatory Note.

2. Unutilized aid is the difference between the available authorized aid and the amount utilized. Unutilized grants are estimates based upon available appropriations and transfer authorizations (excluding contract authorizations), and thus show the possible limit of additional grants without further legislative action. Unutilized grants are not analogous to or indicative of the unencumbered, uncommitted, unobligated, or unexpended funds remaining for further operations; instead, they represent the congressional authorizations less reported transfers of goods and services and/or disbursements for cash aid.

Unutilized loans and other credits represent the difference between cumulative net agency authorizations (cumulative gross authorizations less cumulative expirations and cancellations) and the amount of cumulative utilizations. Included for Spain, also, is the difference between the congressionally authorized loan to Spain and the net credit commitments of the Export-Import Bank (as agent for the Economic Cooperation Administration) under this authority. Included opposite *Unallocated ERP* is an estimated \$150 million in economic aid on a credit basis under the Mutual Security Program from funds appropriated for fiscal year 1952, as required by section 522 of the Mutual Security Act of 1951. In addition there is included as unallocated on a country basis for the—

(a) *Export-Import Bank*.—The uncommitted lending authority of the Bank, i. e., the difference between the statutory lending authority of the Bank and the sum of the outstanding indebtedness to the Bank (including agent banks) and the unutilized commitments of the Bank.

(b) *Army Department*.—The entire natural-fibers revolving-fund statutory credit authority (there was no commitment or outstanding indebtedness under this authority on December 31, 1951).

3. **Outstanding indebtedness** represents the net of credits utilized less repayments. This indebtedness covers principal only and does not include accrued interest. The data necessarily include the results of transactions taking place before July 1, 1945. Indebtedness arising out of World War I, however, is excluded.

4. **Authorized** represents the gross credit commitments as well as any increase in prior commitments. Commitments represent all loans and other credits approved by Government agencies even though in some instances such arrangements had not been formalized by signed credit agreements. Because the lack of formal agreement may become important in some cases, the amounts in this category as of December 31, 1951, are tabulated under *Transactions Covered* in this Explanatory Note. Included for Spain, also, is the difference between the congressionally authorized loan to Spain and the gross credit commitments of the Export-Import Bank (as agent for the Economic Cooperation Administration) under this authority. Included opposite *Unallocated ERP* is an estimated \$150 million in economic aid on a credit basis under the Mutual Security Program from funds appropriated for fiscal year 1952, as required by section 522 of the Mutual Security Act of 1951. Included also in *authorized* as unallocated on a country basis, are the net increases between July 1, 1945, and December 31, 1951, in (1) the uncommitted lending authority of the Export-Import Bank, and (2) the uncommitted natural-fibers revolving-fund credit authority of the Army Department. The words "authorized" and "committed" are used interchangeably.

5. **Expired and canceled** represents all expirations and cancellations of credit authorizations or commitments occurring during the period from July 1, 1945, through December 31, 1951, regardless of whether the loan or other credit was authorized prior or subsequent to July 1, 1945.

6. **Repaid** represents payments received and applied to the reduction of outstanding principal indebtedness, excluding principal repayments on debts arising out of World War I. Repayments on agent-bank loans of the Export-Import Bank are included. Amounts reported charged off as uncollectible are included but footnoted.

7. **Interest** represents payments received and applied to income, excluding interest repayments on debts arising out of World War I. Such income received and retained by agent banks of the Export-Import Bank is excluded.

8. **Returned** represents returns of grants (such as lend-lease merchant ships), cash settlements for grants, and reverse grants (such as lend-lease and strategic material procured with counterpart funds furnished under the Economic Cooperation Program).

9. **Unallocated** for purposes of this Report represents aid, utilized or unutilized, which cannot be distributed by country either for security reasons or because the data are not available. In most instances such items have been distributed by area. The composition of the unallocated amounts is covered either elsewhere in this Explanatory Note or in footnotes to the tables.

PRESENTATION OF DATA IN TABLES

The presentation of the data for foreign grants and credits of the United States Government in the tables of this appendix, while not identical with that in all previous reports of the National Advisory Council, is similar and comparable.

Table XV is a summary by area and country of postwar foreign grants and credits, showing the amounts utilized and the amounts returned and repaid, and the difference, which is net postwar foreign aid. Table XVI shows, by calendar year over the postwar period, utilized grants and credits, and, as of December 31, 1951, unutilized grants and credits, classified by programs. Table XVII is in three parts and presents, by area, country, and program, foreign grants (1) utilized in the postwar period, (2) utilized in the 6-month period ended December 31, 1951, and (3) unutilized as of December 31, 1951. Table XVIII is a summary, by area and country, of the status of foreign credits as of June 30, 1945, and as of December 31, 1951, and of the activity during the intervening postwar period. Tables XIX, XX, XXI, XXII, XXIII, and XXV present a breakdown, by area, country, and type, of the credit data, as of December 31, 1951, and during the postwar period, summarized in the first six columns of table XVIII. Table XXIV shows, by area, country, and type, the interest received on credits in the postwar period, while table XXVI reveals, by area, country, and type, credits utilized in the 6-month period ended December 31, 1951. Table XXVII presents data on principal and interest payments which as of December 31, 1951, were past due for 90 days or more.

The figures in each of the tables are rounded to whole millions of dollars, except in table XXVII where the figures are rounded to whole thousands of dollars, hence components will not necessarily add to totals. In the *ERP Participants* area each country having any data has been shown individually. In all other areas, any country whose total or largest dollar amount cannot be rounded to \$5,000,000 or more has been combined with other countries in that area whose dollar amounts cannot be rounded to \$5,000,000 or more and the total has been rounded and shown as *Other*. In determining whether a country should be shown individually or in combination with other countries in an area, each table has been treated separately.

Whenever the country detail to be shown for an area is one item only (one country or, in accordance with the above, exclusively *Other*), only the area total appears, and this area total is shown even though the figure is less than \$5,000,000. For each item shown (area, country, other, or unallocated), the detail figures for that item appearing in any column are shown, even though in some instances they may be less than \$5,000,000.

TABLE XV.—Summary of postwar U. S. Government foreign grants and credits:
July 1, 1945, to Dec. 31, 1951, by area and country¹

[In millions of dollars]

Area and country	Net postwar aid	Utilized			Returned and repaid		
		Total	Grants	Credits	Total	Grants	Credit repay- ments
Total, All Areas.....	32,980	35,437	24,388	11,050	2,457	690	1,767
Total, Europe.....	25,431	26,856	17,679	9,176	1,425	547	878
Total, ERP Participants.....	23,786	25,108	16,473	8,635	1,322	508	815
Austria.....	901	919	894	25	17	10	7
Belgium and Luxembourg.....	726	777	562	215	50	(?)	50
Denmark.....	278	281	229	52	3	2	1
France.....	4,393	4,564	2,432	2,132	172	38	134
Germany (Western).....	3,609	3,655	3,547	108	46	4	42
Greece.....	1,424	1,446	1,335	111	22	6	16
Iceland.....	22	22	18	4	(?)	(?)	—
Ireland.....	146	146	18	128	(?)	(?)	—
Italy.....	2,338	2,434	2,022	412	96	12	83
Netherlands.....	1,063	1,172	735	437	109	13	96
Norway.....	275	297	182	115	22	2	20
Portugal.....	38	38	10	28	(?)	(?)	—
Sweden.....	112	115	91	24	3	—	3
Switzerland.....	2	2	2	—	—	—	—
Trieste.....	45	46	46	—	1	1	—
Turkey.....	305	329	215	115	25	6	19
United Kingdom.....	6,176	6,933	2,205	4,728	756	414	343
Unallocated ERP.....	1,932	1,932	1,932	—	—	—	—
Total, Other Europe.....	1,645	1,748	1,207	541	103	40	63
Albania.....	20	20	20	—	—	—	—
Czechoslovakia.....	188	213	183	30	25	(?)	24
Finland.....	94	128	2	126	34	—	34
Hungary.....	16	18	2	16	2	—	2
Poland.....	441	443	365	78	2	—	2
Spain.....	17	17	—	17	—	—	—
U. S. S. R.....	426	465	243	223	39	39	—
Yugoslavia.....	442	442	390	52	1	—	1
Total, Latin America.....	513	767	207	560	255	(?)	254
Argentina.....	92	93	(?)	92	(?)	—	(?)
Bolivia.....	30	32	3	29	2	—	2
Brazil.....	60	114	7	107	53	—	53
Chile.....	76	113	5	108	37	(?)	37
Colombia.....	21	41	2	38	19	(?)	19
Cuba.....	(?)	13	1	12	13	(?)	13
Ecuador.....	13	16	3	13	3	(?)	3
Haiti.....	4	4	3	1	5	(?)	5
Jamaica.....	8	8	(?)	8	(?)	—	(?)
Mexico.....	150	216	93	123	66	(?)	66
Peru.....	9	11	5	6	2	(?)	2
Uruguay.....	8	10	1	9	3	(?)	3
Venezuela.....	4	7	2	5	3	(?)	3
Other Latin America.....	6	17	13	4	11	(?)	11
Unallocated Latin America.....	37	73	69	4	36	—	36

See footnotes at end of table.

TABLE XV.—Summary of postwar U. S. Government foreign grants and credits: July 1, 1945, to Dec. 31, 1951, by area and country¹—Continued

[In millions of dollars]

Area and country	Net postwar aid	Utilized			Returned and repaid		
		Total	Grants	Credits	Total	Grants	Credit repayments
Total, Asia	6,095	6,601	5,550	1,051	506	30	475
Afghanistan.....	11	11	(?)	11	—	—	—
Bahrein.....	16	—	—	—	16	—	16
Burma.....	10	11	6	5	1	—	1
China.....	1,727	1,846	1,617	229	119	—	119
India.....	123	156	5	151	33	29	5
Indochina.....	14	14	14	—	(?)	(?)	—
Indonesia.....	150	155	91	64	5	2	3
Iran.....	18	28	6	34	10	—	10
Israel.....	105	105	16	89	—	—	—
Japan.....	2,187	2,476	2,176	300	289	—	289
Korea (Southern).....	550	554	529	25	4	—	4
Philippines.....	768	786	672	114	18	—	18
Ryukyu Islands.....	67	67	67	—	—	—	—
Saudi Arabia.....	15	20	2	19	6	—	6
Thailand.....	10	12	5	7	2	—	2
Other Asia.....	2	4	2	3	2	—	2
Unallocated Asia.....	355	355	355	—	—	—	—
Canada	2	143	—	143	142	—	142
Total, Africa	57	49	1	48	107	93	14
Egypt.....	8	18	(?)	18	11	—	11
Liberia.....	20	20	1	19	(?)	—	(?)
Union of South Africa.....	92	1	—	1	93	92	1
Other Africa.....	7	10	(?)	9	2	—	2
Total, Oceania	9	32	19	13	23	20	3
Australia.....	2	20	12	8	—	—	—
New Zealand.....	6	7	2	4	(?)	20	(?)
Other Oceania.....	5	5	4	1	—	—	—
Unallocated, International Organizations	721	722	665	58	1	—	1
Unallocated, All Areas	266	266	266	—	—	—	—

¹ For important qualifications affecting this table and for definitions of terms, see the Explanatory Note.² Less than \$500,000.³ Minus less than \$500,000.⁴ Minus.

TABLE XVI.—*Foreign aid programs of the U. S. Government: grants and credits utilized in the postwar period, by calendar years; and unutilized as of Dec. 31, 1951*¹

(In millions of dollars)

Program	Utilized in the postwar period (calendar years)								Unutilized Dec. 31, 1951
	Total utilized	1951	1950	1949	1948	1947	1946	July- Dec. 1945	
Total, All Programs	35,437	4,957	4,601	6,122	5,713	6,224	5,680	2,140	16,029
Total, Grants	24,388	4,544	4,155	5,430	4,302	2,098	2,592	1,267	13,349
Economic Cooperation	10,549	2,458	2,804	3,797	1,490	1,644
European Recovery Program.....	10,147	2,309	2,731	3,713	1,394	1,385
Far East Program (including Korea).....	402	149	73	85	96	259
Lend-Lease and Civilian Supplies	6,128	320	506	1,081	1,504	990	1,055	671	67
Lend-lease.....	1,945	2	18	805	1,121
Civilian supplies.....	5,439	322	506	1,081	1,512	1,020	654	343	67
(Credit offsets to grants).....	² 1,256	² 2	(³)	² 9	² 47	² 404	² 794
UNRRA, Post-UNRRA, and Inter- im Aid	3,443	(³)	1	625	868	1,470	479
UNRRA.....	2,589	(³)	640	1,470	479
Post-UNRRA.....	299	1	81	216
Interim aid.....	556	(³)	² 1	545	12
Other Grants	4,268	1,766	846	551	682	240	66	117	11,637
Mutual-defense assistance.....	2,040	1,573	467	11,299
Greek-Turkish aid.....	659	9	59	170	348	74	11
Philippine rehabilitation.....	631	12	166	203	130	86	33	5
Chinese stabilization and military aid.....	243	3	5	44	72	15	105	2
Technical assistance and inter- American aid.....	185	48	27	30	16	46	11	7	212
International refugee assistance.....	241	8	52	71	89	19	2
International Children's Fund.....	81	6	15	18	27	15
Palestine relief.....	59	24	20	15	34
Korean relief.....	75
Donations of agricultural surplus.....	81	46	36
Yugoslav aid.....	38	38	(⁴)
American Red Cross.....	10	5	5
Total, Credits	11,050	413	446	692	1,411	4,126	3,089	873	2,680
Export-Import Bank.....	2,937	204	200	185	429	824	1,037	58	2,210
Economic Cooperation.....	1,131	70	157	428	476	180
War-account settlements.....	1,388	(⁴)	12	48	764	562
Other lend-lease and surplus prop- erty.....	1,276	2	5	32	185	248	550	253	3
Other loans and commodity credits.....	4,319	136	84	47	309	3,006	737	287
Anglo-American financial agree- ment.....	3,750	300	2,850	600
Indian loan.....	106	106	84
Spanish loan.....	17	17	45
United Nations loan.....	58	13	22	20	3	7
Commodity credits.....	283	27	27	7	86	137	150
Miscellaneous loans.....	105	35	(⁴)	(⁴)	70	(⁴)	(⁴)

¹ For important qualifications affecting this table and for definitions of terms, see the Explanatory Note.² Minus.³ Minus less than \$500,000.⁴ Less than \$500,000.

TABLE XVII.—U. S. Government foreign grants: utilized to Dec. 31, 1951, from July 1, 1945, and from July 1, 1951; and unutilized as of Dec. 31, 1951, by area, country, and type¹

[In millions of dollars]

AMOUNTS UTILIZED JULY 1, 1945, TO DEC. 31, 1951					
Area and country	Total	Economic cooperation	Lend-lease and civilian supplies	UNRRA, post-UNRRA and interim aid	Other grants
Total, All Areas	24,388	10,549	6,128	3,443	4,268
Total, Europe	17,679	10,062	2,681	2,649	2,286
Total, ERP Participants	16,473	10,062	2,627	1,593	2,190
Austria.....	894	574	94	225	
Belgium and Luxembourg.....	562	498	50	1	3
Denmark.....	229	229		(2)	(2)
France.....	2,432	2,074	19	317	22
Germany (Western).....	3,547	1,289	2,252	6	
Greece.....	1,335	507	6	317	505
Iceland.....	18	18			
Ireland.....	18	18			(2)
Italy.....	2,022	1,069	244	703	5
Netherlands.....	735	714	17	2	2
Norway.....	182	186	6	1	1
Portugal.....	10	10			
Sweden.....	91	90		1	(2)
Switzerland.....	2			2	
Trieste.....	46	32	3	11	
Turkey.....	215	56			159
United Kingdom.....	2,205	2,407	221	8	11
Unallocated ERP.....	1,932	291	158		1,483
Total, Other Europe	1,207		54	1,056	96
Albania.....	20			20	
Czechoslovakia.....	183		(2)	183	(2)
Poland.....	365		(2)	364	1
U. S. S. R.....	243		55	186	2
Yugoslavia.....	390		1	298	93
Other.....	4			4	(2)
Total, Latin America	207		4		204
Brazil.....	7				7
Chile.....	5				5
Mexico.....	93				93
Peru.....	5				5
Other Latin America.....	28				28
Unallocated Latin America.....	69		4		65

See footnotes at end of table.

TABLE XVII.—U. S. Government foreign grants: utilized to Dec. 31, 1951, from July 1, 1945, and from July 1, 1951; and unutilized as of Dec. 31, 1951, by area, country, and type ¹—Continued

[In millions of dollars]

AMOUNTS UTILIZED JULY 1, 1945, TO DEC. 31, 1951—Continued					
Area and country	Total	Economic cooperation	Lend-lease and civilian supplies	UNRRA, post-UNRRA and interim aid	Other grants
Total, Asia	5,550	486	3,395	415	1,253
Burma.....	6	6			(²)
China.....	1,617	242	718	407	250
India.....	5	5	1		(²)
Indochina.....	14	14			(²)
Indonesia.....	91	87	4		(²)
Iran.....	* 6		* 8		2
Israel.....	16				16
Japan.....	2,176		2,176	(²)	
Korea (Southern).....	529	121	407	1	
Philippines.....	672	5	28	8	631
Ryukyu Islands.....	67		67	(²)	(²)
Thailand.....	5	5			(²)
Other Asia.....	4		2		2
Unallocated Asia.....	355	4			351
Africa	1		(⁴)	1	1
Total, Oceania	19		18	(²)	
Australia.....	12		12	(²)	
Other Oceania.....	7		7		
Unallocated, International Organizations	665			274	391
Unallocated, All Areas	266		29	104	133

See footnotes at end of table.

TABLE XVII.—U. S. Government foreign grants: utilized to Dec. 31, 1951, from July 1, 1945, and from July 1, 1951; and unutilized as of Dec. 31, 1951, by area, country, and type ¹—Continued

[In millions of dollars]

AMOUNTS UTILIZED JULY 1, 1951, TO DEC. 31, 1951					
Area and country	Total	Economic coopera- tion	Lend-lease and civilian supplies	UNRRA, post- UNRRA and interim aid	Other grants
Total, All Areas	2,197	1,197	104		896
Total, Europe	1,689	1,092			596
Total, ERP Participants	1,644	1,092	1		552
Austria.....	82	82			
Belgium and Luxembourg.....	16	14			2
Denmark.....	29	29			(?)
France.....	224	206			18
Germany (Western).....	118	117	1		
Greece.....	124	121			3
Iceland.....	4	4			
Ireland.....	7	7			
Italy.....	115	110			5
Netherlands.....	57	56			
Norway.....	22	22			(?)
Portugal.....	1	1			
Sweden.....	8	8			
Trieste.....	2	2			
Turkey.....	39	38			
United Kingdom.....	81	77			4
Unallocated ERP.....	714	197			517
Other Europe	45				45
Latin America	68				68
Total, Asia	396	105	104		188
Burma.....	5	5			(?)
China.....	46	45			1
Indochina.....	11	11			(?)
Israel.....	16				16
Japan.....	61		61		
Korea (Southern).....	69	29	39		
Philippines.....	8	5			3
Other Asia.....	14	7	4		3
Unallocated Asia.....	166	2			164
Africa	(?)				(?)
Unallocated, International Organizations	24				24
Unallocated, All Areas	20				20

See footnotes at end of table.

TABLE XVII.—U. S. Government foreign grants: utilized to Dec. 31, 1951, from July 1, 1945, and from July 1, 1951; and unutilized as of Dec. 31, 1951, by area, country, and type¹—Continued

[In millions of dollars]

UNUTILIZED BALANCES, DEC. 31, 1951					
Area and country	Total	Economic coopera- tion	Lend-lease and civilian supplies	UNRRA, post- UNRRA and interim aid	Other grants
Total, All Areas	13,349	1,644	67		11,637
Total, Europe	11,844	1,385	2		10,458
Total, ERP Participants	11,824	1,384	2		10,438
Austria.....	61	60	(2)		
Belgium and Luxembourg.....	10	10			(2)
Denmark.....	8	7			1
France.....	211	173			39
Germany (Western).....	40	39	1		
Greece.....	114	112			3
Iceland.....	5	5			
Ireland.....	1	1			
Italy.....	173	159			13
Netherlands.....	44	41			3
Norway.....	21	11			10
Portugal.....	5	5			
Sweden.....	5	5			
Trieste.....	1	1			
Turkey.....	56	41			16
United Kingdom.....	120	9			110
Unallocated ERP.....	10,949	706			10,244
Other Europe	20	1			19
Latin America	63				63
Total, Asia	1,350	259	65		1,025
Burma.....	10	10			(2)
China.....	84	77			7
Indochina.....	20	20			(2)
Indonesia.....	7	7			(2)
Israel.....	10				10
Korea (Southern).....	171	33	64		75
Philippines.....	27	22			5
Thailand.....	7	7			(2)
Other Asia.....	8		2		7
Unallocated Asia.....	1,005	83			921
Africa	1				1
Unallocated, International Organizations	37				37
Unallocated, All Areas	54				54

¹ For important qualifications affecting this table and for definitions of terms, see the Explanatory Note.

² Less than \$500,000.

³ Minus.

⁴ Minus less than \$500,000.

TABLE XVIII.—Summary of U. S. Government foreign credits: July 1, 1945, to Dec. 31, 1951, by area, country, and status¹

(In millions of dollars)

Area and country	Dec. 31, 1951		Activity July 1, 1945, to Dec. 31, 1951				June 30, 1945 ¹	
	Out-standing indebtedness	Unutilized credits	Authorized	Expired and canceled	Utilized	Re-paid	Out-standing indebtedness	Unutilized credits
Total, All Areas	10,096	2,680	14,339	1,147	11,050	1,767	814	537
Total, Europe	8,678	319	9,972	531	9,176	878	379	54
Total, ERP Participants	8,173	270	9,250	391	8,635	815	352	46
Austria	18		37	12	25	7		
Belgium and Luxembourg	165	16	239	9	215	50		
Denmark	51		61	9	52	1		
France	1,998		2,258	127	2,132	134		
Germany (Western)	66	50	167	8	108	42		
Greece	95	(²)	147	36	111	16		
Iceland	4		5	(³)	4			
Ireland	128		131	3	128			
Italy	329	2	417	3	412	83		
Netherlands	378		489	51	437	96	36	
Norway	95	(⁴)	142	37	115	20		11
Portugal	28	9	38		28			
Sweden	22		28	3	24	3		
Turkey	95	4	126	8	115	19		
United Kingdom	4,701		4,778	85	4,728	343	316	35
Unallocated ERP		188	188					
Total, Other Europe	505	49	722	140	541	63	27	9
Czechoslovakia	5		72	42	30	24		
Finland	116		136	19	126	34	24	9
Hungary	14		30	14	16	2		
Poland	79		90	12	78	2	3	
Spain	17	45	62		17			
U. S. S. R.	223		275	52	223			
Yugoslavia	51	4	56		52	1		
Total, Latin America	508	386	845	183	560	254	202	285
Argentina	92	38	130	(⁵)	92	(⁶)		
Bolivia	29	8	21		29	2	2	16
Brazil	110	65	187	44	107	53	56	28
Chile	84	15	112	3	108	37	14	13
Colombia	30	26	44	3	38	19	10	23
Costa Rica	6			(⁷)	(⁸)	1	7	(⁹)
Cuba	2	10	12	7	12	13	3	18
Ecuador	14	11	15	1	13	3	5	10
Haiti	4	14	14	(¹⁰)	1	5	9	(¹¹)
Jamaica	7	1	8		8	(¹²)		
Mexico	69	159	244	11	123	66	11	50
Paraguay	2				1	3	5	1
Peru	4	21	29	26	6	2		25
Uruguay	14	3	6	18	9	3	7	25
Venezuela	5	9	15	(¹³)	5	3	3	
Other Latin America	4	2	5	2	3	7	8	3
Unallocated Latin America	31	4	3	67	4	36	62	72

See footnotes at end of table.

TABLE XVIII.—Summary of U. S. Government foreign credits: July 1, 1945, to Dec. 31, 1951, by area, country, and status¹—Continued

[In millions of dollars]

Area and country	Dec. 31, 1951		Activity July 1, 1945, to Dec. 31, 1951				June 30, 1945 ²	
	Out-standing indebtedness	Unuti-lized credits	Author-ized	Expired and can-celed	Uti-lized	Re-paid	Out-standing indebtedness	Unuti-lized credits
Total, Asia	785	316	1,590	255	1,051	475	210	32
Afghanistan	11	10	21		11			
Bahrain						16	16	
Burma	4		5		5			
China	159		234	37	229	119	49	32
India	277	84	235		151	5	132	
Indonesia	61	100	300	136	64	3		
Iran	24	25	65	6	34	10		
Israel	89	46	135		89			
Japan	11	40	364	23	300	289		
Korea (Southern)	21		25	(³)	25	4		
Lebanon	1		5	3	2	1		
Pakistan			10	10	(³)	(³)		
Philippines	96		124	10	114	18		
Saudi Arabia	26	11	53	24	19	6	13	
Thailand	5		11	4	7	2		
Other Asia			2	1	1			
Canada	8	2	311	166	143	142	7	
Total, Africa	41	46	88	4	48	14	8	9
Egypt	7		18		18	11		
Ethiopia	5		4	1	3	2	4	
Liberia	23	9	20	2	19	(³)	3	9
Union of South Africa	(³)	35	37	1	1	1		
Other Africa	6	2	8	(³)	6	(³)	(³)	(³)
Total, Oceania	19	1	15	1	13	3	8	
Australia	14		8		8	2	8	
New Zealand	4		6	1	4	(³)		
Other Oceania	1	1	2		1			
Unallocated, International Organizations	57	7	65		58	1		
Unallocated, All Areas		1,602	1,453	8				4,156

¹ For important qualifications affecting this table and for definitions of terms, see the Explanatory Note. For detail by type of credit for the first 6 columns of this table, see tables XIX, XX, XXI, XXII, XXIII, and XXV. Outstanding indebtedness at Dec. 31, 1951, is equivalent to the sum of the outstanding indebtedness at June 30, 1945, and the difference between the amount utilized and the amount repaid during the period July 1, 1945, to Dec. 31, 1951. Unutilized credits at Dec. 31, 1951, is equivalent to the sum of unutilized credits at June 30, 1945, and the amount authorized during the period July 1, 1945, to Dec. 31, 1951, less the sum of the amount expired and canceled and the amount utilized during the period July 1, 1945, to Dec. 31, 1951.

² Most items in the June 30, 1945, columns relate to loans by the Export-Import Bank. Major other agency credits were as follows: *Netherlands*, \$36,137,000 outstanding lend-lease silver credit; *United Kingdom*, \$271,887,000 outstanding and \$35,000,000 unutilized loan by the Reconstruction Finance Corporation, and \$44,281,000 outstanding lend-lease silver credit; *Bolivia*, \$2,071,000 outstanding loans by the Reconstruction Finance Corporation; *Unallocated Latin America*, \$62,427,000 outstanding lend-lease credits; *Bahrain*, \$16,146,000 outstanding loan by the Reconstruction Finance Corporation; *India*, \$131,555,000 outstanding lend-lease silver credit; *Saudi Arabia*, \$12,714,000 outstanding lend-lease silver credit; *Canada*, \$6,707,000 outstanding loan by the Reconstruction Finance Corporation; *Ethiopia*, \$3,858,000 outstanding lend-lease silver credit; *Liberia*, \$3,334,000 outstanding and \$9,166,000 unutilized lend-lease credits; *Australia*, \$8,372,000 outstanding lend-lease silver credit.

³ Less than \$500,000.

⁴ Uncommitted lending authority of the Export-Import Bank.

TABLE XIX.—*Outstanding indebtedness of foreign countries on U. S. Government credits, as of Dec. 31, 1951, by area, country, and type*¹

(In millions of dollars)

Area and country	Total	Loans		Property credits		Other loans and commodity credits
		Export-Import Bank	Economic cooperation	War account settlements	Other lend-lease and surplus property	
Total, All Areas	10,096	2,296	1,130	1,329	1,358	3,983
Total, Europe	8,678	1,675	1,116	1,306	858	3,723
Total, ERP Participants	8,173	1,488	1,116	1,305	558	3,706
Austria.....	18	7			11	
Belgium and Luxembourg.....	165	96	52	16		
Denmark.....	51	19	31		(2)	
France.....	1,998	1,104	182	641	71	
Germany (Western).....	66				66	
Greece.....	95	14	(2)		81	
Iceland.....	4		4		(2)	
Ireland.....	128		128			
Italy.....	329	74	73		182	
Netherlands.....	378	118	151	46	63	
Norway.....	95	42	35	6	13	
Portugal.....	28		28			
Sweden.....	22		20		1	
Turkey.....	95	15	74		7	
United Kingdom.....	4,701		337	596	63	3,706
Total, Other Europe	505	187		(2)	300	17
Czechoslovakia.....	5				5	
Finland.....	116	93			23	
Hungary.....	14				14	
Poland.....	79	43			36	
Spain.....	17					17
U. S. S. R.....	223				223	
Yugoslavia.....	51	51		(2)		
Total, Latin America	508	459	8		40	1
Argentina.....	92	92				
Bolivia.....	29	28				1
Brazil.....	110	105			5	(2 5)
Chile.....	84	84				
Colombia.....	30	30			(2)	(2 5)
Costa Rica.....	6	6				
Ecuador.....	14	14			(2)	(2 5)
Jamaica.....	7		7			
Mexico.....	69	69				(2 7)
Uruguay.....	14	13			1	
Venezuela.....	5	5				
Other Latin America.....	16	12	(2)		4	
Unallocated Latin America.....	31	(2)			30	

See footnotes at end of table.

TABLE XIX.—*Outstanding indebtedness of foreign countries on U. S. Government credits, as of Dec. 31, 1951, by area, country, and type*¹—Continued

(In millions of dollars)

Area and country	Total	Loans		Property credits		Other loans and commodity credits
		Export-Import Bank	Economic cooperation	War account settlements	Other lend-lease and surplus property	
Total, Asia.....	785	146		13	429	197
Afghanistan.....	11	11				
China.....	159	34			125	
India.....	277			13	158	\$ 106
Indonesia.....	61				61	
Iran.....	24				24	
Israel.....	89	89				
Japan.....	11				11	
Korea (Southern).....	21				21	
Philippines.....	96	(2)			5	\$ 92
Saudi Arabia.....	26	10			15	
Thailand.....	5	1			4	
Other Asia.....	4				4	
Canada.....	8	3				\$ 5
Total, Africa.....	41	12	6	(2)	23	
Egypt.....	7	7				
Ethiopia.....	5	1		(2)	4	
Liberia.....	23	4			19	
Other Africa.....	6	(2)	6		(2)	
Total, Oceania.....	19		1	10	8	
Australia.....	14			7	8	
Other Oceania.....	5		1	4		
Unallocated, International Organizations.....	57					¹⁰ 57

¹ For important qualifications affecting this table and for definitions of terms, see the Explanatory Note.² Less than \$500,000.³ Loan by the Treasury Department.⁴ Loan by the Economic Cooperation Administration through the Export-Import Bank to Spain (authorized in Public Law 759, approved Sept. 6, 1950).⁵ Loans by the Reconstruction Finance Corporation.⁶ Includes \$7,000,000 participation by another agency in loans of Export-Import Bank.⁷ Loan by the State Department (Institute of Inter-American Affairs).⁸ Loan by the Economic Cooperation Administration through the Export-Import Bank to India (authorized in Public Law 48, approved June 15, 1951).⁹ Loan of \$60,000,000 by the Reconstruction Finance Corporation and \$31,500,000 by the Treasury Department for funding of the Philippine debt.¹⁰ Loan to the United Nations by the State Department.

TABLE XX.—*Unutilized balances of U. S. Government foreign credits, as of Dec. 31, 1951, by area, country, and type*¹

(In millions of dollars)

Area and country	Total	Loans		Property credits		Other loans and commodity credits
		Export-Import Bank	Economic cooperation	War Account settlements	Other Lend-lease and surplus property	
Total, All Areas.....	2,680	2,210	180		3	287
Total, Europe.....	319	98	176			45
Total, ERP Participants.....	270	94	176			
Belgium and Luxembourg.....	16		16			
Germany (Western).....	50	50				
Greece.....	(2)		(2)			
Italy.....	2	2				
Norway.....	(2)		(2)			
Portugal.....	9		9			
Turkey.....	4	4	(2)			
Unallocated ERP.....	188	38	150			
Total, Other Europe.....	49	4				45
Spain.....	45					45
Yugoslavia.....	4	4				
Total, Latin America.....	386	386	1			
Argentina.....	38	38				
Bolivia.....	8	8				
Brazil.....	65	65				
Chile.....	15	15				
Colombia.....	26	26				
Cuba.....	10	10				
Ecuador.....	11	11				
Haiti.....	14	14				
Mexico.....	159	159				
Peru.....	21	21				
Venezuela.....	9	9				
Other Latin America.....	5	5	1			
Unallocated Latin America.....	4	4				
Total, Asia.....	316	232			(2)	84
Afghanistan.....	10	10				
India.....	84					84
Indonesia.....	100	100				
Iran.....	25	25			(2)	
Israel.....	46	46				
Japan.....	40	40				
Saudi Arabia.....	11	11				
Canada.....	2	2				
Total, Africa.....	46	41	2		3	
Liberia.....	9	6				
Union of South Africa.....	35	35			3	
Other Africa.....	2		2			
Oceania.....	1		1			
Unallocated, International Organizations.....	7					7
Unallocated, All Areas.....	1,602	71,452				150

¹ For important qualifications affecting this table and for definitions of terms, see the Explanatory Note.² Less than \$500,000.³ Estimated economic aid to be furnished on a credit basis under the Mutual Security Program from funds appropriated for fiscal year 1952, as required by section 522 of Public Law 165, approved Oct. 10, 1951.⁴ Loan by the Economic Cooperation Administration through the Export-Import Bank to Spain (authorized in Public Law 759, approved Sept. 3, 1950).⁵ Loan by the Economic Cooperation Administration through the Export-Import Bank to India (authorized in Public Law 48, approved June 15, 1951).⁶ Loan to the United Nations by the State Department.⁷ Uncommitted lending authority of the Export-Import Bank.⁸ Uncommitted commodity credit authority of the Army Department.

TABLE XXI.—*Authorizations of U. S. Government foreign credits: July 1, 1945, to Dec. 31, 1951, by area, country, and type*¹

[In millions of dollars]

Area and country	Total	Loans		Property credits		Other loans and commodity credits
		Export-Import Bank	Economic cooperation	War account settlements	Other lend-lease and surplus property	
Total, All Areas	14,339	5,221	1,324	1,482	1,692	4,620
Total, Europe	9,972	2,156	1,306	1,454	1,198	3,857
Total, ERP Participants	9,250	1,939	1,306	1,454	756	3,795
Austria.....	37	14	—	—	23	—
Belgium and Luxembourg.....	239	132	77	30	(2)	—
Denmark.....	61	20	31	—	10	—
France.....	2,258	1,200	182	720	156	—
Germany (Western).....	167	55	—	—	67	\$ 45
Greece.....	147	25	(2)	—	122	—
Iceland.....	5	—	4	—	(2)	—
Ireland.....	131	—	131	—	—	—
Italy.....	417	134	73	—	210	—
Netherlands.....	489	210	151	48	80	—
Norway.....	142	50	35	6	51	—
Portugal.....	38	—	38	—	—	—
Sweden.....	28	2	22	—	3	—
Turkey.....	126	36	74	—	16	—
United Kingdom.....	4,778	22	337	650	18	\$ 3,750
Unallocated ERP.....	188	38	\$ 150	—	—	—
Total, Other Europe	722	217	—	—	442	62
Czechoslovakia.....	72	22	—	—	50	—
Finland.....	136	100	—	—	36	—
Hungary.....	30	—	—	—	30	—
Poland.....	90	40	—	—	50	—
Spain.....	62	—	—	—	—	\$ 62
U. S. S. R.....	275	—	—	—	275	—
Yugoslavia.....	56	55	—	—	1	—
Total, Latin America	845	802	8	—	35	(2)
Argentina.....	130	130	—	—	—	—
Bolivia.....	21	21	—	—	—	(2 7)
Brazil.....	187	167	—	—	19	(2 7)
Chile.....	112	112	—	—	—	—
Colombia.....	44	43	—	—	1	(2 7)
Cuba.....	12	12	—	—	—	—
Ecuador.....	15	14	—	—	1	(2 7)
Haiti.....	14	14	—	—	(2)	—
Jamaica.....	8	—	8	—	—	—
Mexico.....	244	243	—	—	2	(2 8)
Peru.....	29	22	—	—	7	—
Uruguay.....	6	3	—	—	3	(2 8)
Venezuela.....	15	15	—	—	—	—
Other Latin America.....	5	5	(2)	—	(2)	(2 7)
Unallocated Latin America.....	3	1	—	—	2	—

See footnotes at end of table.

TABLE XXI.—*Authorizations of U. S. Government foreign credits: July 1, 1945, to Dec. 31, 1951, by area, country, and type*¹—Continued

(In millions of dollars)

Area and country	Total	Loans		Property credits		Other loans and commodity credits
		Export-Import Bank	Economic cooperation	War account settlements	Other lend-lease and surplus property	
Total, Asia	1,590	593		15	434	547
Afghanistan	21	21				
Burma	5				5	
China	235	67			168	
India	235			15	29	9 190
Indonesia	300	200			100	
Iran	65	25			40	
Israel	135	135				
Japan	364	95			16	10 252
Korea (Southern)	25				25	
Lebanon	5				5	
Pakistan	10				10	
Philippines	124	(2)			19	11 105
Saudi Arabia	53	49			4	
Thailand	11	1			10	
Other Asia	2				2	
Canada	311	311				
Total, Africa	88	56	8	(2)	24	
Egypt	18	7			11	
Liberia	20	10			10	
Union of South Africa	37	35			2	
Other Africa	12	3	8	(2)	1	
Total, Oceania	15		2	12	1	
Australia	8				1	
New Zealand	6			7		
Other Oceania	2		2	6		
Unallocated, International Organizations	65					12 65
Unallocated, All Areas	1,453	13 1,303				14 150

¹ For important qualifications affecting this table and for definitions of terms, see the Explanatory Note² Less than \$500,000.³ Commodity credits: Agriculture Department, \$34,206,000; and Reconstruction Finance Corporation, \$10,573,000.⁴ Loan by the Treasury Department.⁵ Estimate of economic aid on a credit basis to be furnished under the Mutual Security Program from funds appropriated for fiscal 1952, as required by sec. 522 of Public Law 165, approved Oct. 10, 1951.⁶ Loan to Spain by the Economic Cooperation Administration through the Export-Import Bank, authorized by Public Law 759, approved Sept. 6, 1950.⁷ Loans by the Reconstruction Finance Corporation.⁸ Loans by the State Department (Institute of Inter-American Affairs).⁹ Loan to India by the Economic Cooperation Administration through the Export-Import Bank, authorized by Public Law 43, approved June 15, 1951.¹⁰ Commodity credits, Agriculture Department, \$180,147,000; Army Department, \$60,000,000; and Reconstruction Finance Corporation, \$12,104,000.¹¹ Loan of \$70,000,000 by the Reconstruction Finance Corporation and \$35,000,000 by the Treasury Department.¹² Loan to the United Nations by the State Department.¹³ Includes net increase of \$1,295,108,000 in the uncommitted lending authority of the Export-Import Bank.¹⁴ Net increase in the uncommitted commodity credit authority of the Army Department.

TABLE XXII.—*Expirations and cancellations of U. S. Government foreign credits: July 1, 1945, to Dec. 31, 1951, by area, country, and type*¹

(In millions of dollars)

Area and country	Total	Loans		Property credits		Other loans and commodity credits
		Export-Import Bank	Economic cooperation	War account settlements	Other lend-lease and surplus property	
Total All Areas	1,147	568	13	95	422	49
Total, Europe	531	63	13	94	317	43
Total, ERP Participants	391	56	13	94	184	43
Austria.....	12	1			11	
Belgium and Luxembourg.....	9		9			
Denmark.....	9				9	
France.....	127			67	60	
Germany (Western).....	8				1	2 8
Greece.....	36	10			25	
Iceland.....	(3)				(3)	
Ireland.....	3		3			
Italy.....	3	3			(3)	
Netherlands.....	51	5			47	
Norway.....	37	11			27	
Sweden.....	3		2		1	
Turkey.....	8	4			4	
United Kingdom.....	85	23		28		4 35
Total, Other Europe	140	8			133	
Czechoslovakia.....	42	(3)			42	
Finland.....	19	8			11	
Hungary.....	14				14	
Poland.....	12				12	
U. S. S. R.....	52				52	
Total, Latin America	183	176			7	
Brazil.....	44	40			3	
Cuba.....	7	7				
Mexico.....	11	10			2	
Peru.....	26	25			1	
Uruguay.....	18	18			(3)	
Other Latin America.....	10	9			1	
Unallocated Latin America.....	67	67				
Total, Asia	255	154			95	6
China.....	37	15			22	
Indonesia.....	136	100			36	
Iran.....	6				6	
Japan.....	23	15			2	6 6
Pakistan.....	10				10	
Philippines.....	10				10	
Saudi Arabia.....	24	24			(3)	
Other Asia.....	8	(3)			8	
Canada	166	166				
Africa	4	1			3	
Oceania	1			1		
Unallocated, All Areas	8	8				

¹ For important qualifications affecting this table and for definitions of terms, see the Explanatory Note.

² Commodity credit by the Reconstruction Finance Corporation.

³ Less than \$500,000.

⁴ Loan by the Reconstruction Finance Corporation.

⁵ Commodity credit by the Army Department.

TABLE XXIII.—*Repayments on U. S. Government foreign credits: July 1, 1945, to Dec. 31, 1951, by area, country, and type*¹

[In millions of dollars]

Area and country	Total	Loans		Property credits		Other loans and commodity credits
		Export-Import Bank	Economic cooperation	War account settlements	Other lend-lease and surplus property	
Total, All Areas.....	1,767	854	(2)	58	221	633
Total, Europe.....	878	367		55	103	353
Total, ERP Participants.....	815	313		55	95	353
Austria.....	7	6			1	
Belgium and Luxembourg.....	50	36		14	(2)	
Denmark.....	1	1			(2)	
France.....	134	96		12	25	
Germany (Western).....	42	5			1	37
Greece.....	16	(2)			16	
Italy.....	83	56			27	
Netherlands.....	96	88		2	6	
Norway.....	20	9			12	
Sweden.....	3	2			(2)	
Turkey.....	19	14			6	
United Kingdom.....	343			27		316
Total, Other Europe.....	63	54		1	8	
Czechoslovakia.....	24	22			2	
Finland.....	34	32			1	
Other.....	5			1	4	
Total, Latin America.....	254	203	(2)		49	52
Brazil.....	53	42			11	(2, 6)
Chile.....	37	37				
Colombia.....	19	18			1	
Cuba.....	13	13				
Haiti.....	5	5				
Mexico.....	66	66				(2, 7)
Other Latin America.....	25	20	(2)		3	5, 8 2
Unallocated Latin America.....	36	2			34	

See footnotes at end of table.

TABLE XXIII.—*Repayments on U. S. Government foreign credits; July 1, 1945, to Dec. 31, 1951, by area, country, and type*¹—Continued

(In millions of dollars)

Area and country	Total	Loans		Property credits		Other loans and commodity credits
		Export-Import Bank	Economic cooperation	War account settlements	Other lend-lease and surplus property	
Total, Asia	475	143		2	55	276
Bahrain.....	16					⁸ 16
China.....	119	98			21	
India.....	5			2	2	
Iran.....	10				10	
Japan.....	289	40			3	⁹ 246
Philippines.....	18	(²)			4	¹⁰ 14
Saudi Arabia.....	6	4			2	
Other Asia.....	12				12	
Canada	142	140				⁶ 2
Total, Africa	14	2	(²)	(²)	12	
Egypt.....	11				11	
Other Africa.....	3	2	(²)	(²)	2	
Oceania	3			1	2	
Unallocated, International Organizations	1					¹¹ 1

¹ For important qualifications affecting this table and for definitions of terms, see the Explanatory Note.² Less than \$500,000.³ Commodity credits: Agriculture Department, \$34,206,000, and Reconstruction Finance Corporation, \$2,656,000.⁴ Loans: Reconstruction Finance Corporation, \$271,887,000, and Treasury Department, \$44,336,000.⁵ Includes portions of Reconstruction Finance Corporation loans to individuals charged off as uncollectible, as follows: Total, Latin America, \$1,324,000. Other Latin America, \$1,324,000 (Bolivia, \$889,000; British Honduras, \$431,000; and Ecuador, \$4,000).⁶ Loans by the Reconstruction Finance Corporation.⁷ Loan by the State Department (Institute of Inter-American Affairs).⁸ Loans by the Reconstruction Finance Corporation, \$1,568,000; loan of the State Department (Institute of Inter-American Affairs), \$30,000.⁹ Commodity credits: Agriculture Department, \$180,147,000; Army Department, \$54,043,000; and Reconstruction Finance Corporation, \$12,104,000.¹⁰ Reconstruction Finance Corporation loan, \$10,000,000; Treasury Department loan, \$3,500,000.¹¹ Loan to the United Nations by the State Department.

TABLE XXIV.—Interest paid on U. S. Government foreign credits: July 1, 1945, to Dec. 31, 1951, by area, country, and type¹

(In millions of dollars)

Area and country	Total	Loans		Property credits		Other loans and commodity credits
		Export-Import Bank	Economic cooperation	War account settlements	Other lend-lease and surplus property	
Total, All Areas.....	598	304	(²)	70	102	122
Total, Europe.....	485	221		70	86	108
Total, ERP Participants.....	439	200		70	62	107
Austria.....	2	1			1	
Belgium and Luxembourg.....	16	15		1		
Denmark.....	1	1			(²)	
France.....	215	139		64	11	
Germany (Western).....	2	(²)				³ 1
Greece.....	12	2			10	
Italy.....	29	8			21	
Netherlands.....	33	25		5	2	
Norway.....	8	5			3	
Sweden.....	(²)	(²)			(²)	
Turkey.....	3	2			1	
United Kingdom.....	118				12	⁴ 106
Total, Other Europe.....	46	21			25	(²)
Finland.....	16	14			2	
Poland.....	8	5			3	
U. S. S. R.....	18				18	
Other.....	4	2			2	(² ⁵)
Total, Latin America.....	71	69	(²)		2	(²)
Brazil.....	21	19			1	
Chile.....	10	10				
Mexico.....	14	14				
Other Latin America.....	23	22	(²)		1	(² ⁶)
Unallocated Latin America.....	4	4			(²)	
Total, Asia.....	38	11			13	13
China.....	12	8				
Indonesia.....	6				4	
Japan.....	6	(²)			6	⁷ 6
Philippines.....	6	(²)			(²)	⁸ 6
Other Asia.....	7	4			3	⁹ 1
Canada.....	4	2				⁶ 1
Africa.....	1	1	(²)		(²)	

¹ For important qualifications affecting this table and for definitions of terms, see the Explanatory Note.² Less than \$500,000.³ Commodity credit, Agriculture Department.⁴ Loans: Reconstruction Finance Corporation, \$30,942,000; and Treasury Department, \$75,000,000.⁵ Loan to Spain by the Economic Cooperation Administration through the Export-Import Bank (authorized by Public Law 759, approved Sept. 6, 1950).⁶ Loans by the Reconstruction Finance Corporation.⁷ Commodity credits: Agriculture Department, \$5,473,000; and Army Department, \$543,000.⁸ Loans: Reconstruction Finance Corporation, \$5,587,000; and Treasury Department, \$494,000.

TABLE XXV.—Utilizations of U. S. Government foreign credits: July 1, 1945, to Dec. 31, 1951, by area, country, and type¹

[In millions of dollars]

Area and country	Total	Loans		Property credits		Other loans and commodity credits
		Export-Import Bank	Economic cooperation	War account settlements	Other lend-lease and surplus property	
Total, All Areas	11,050	2,937	1,131	1,388	1,276	4,319
Total, Europe	9,176	2,015	1,116	1,361	880	3,804
Total, ERP Participants	8,635	1,800	1,116	1,360	572	3,787
Austria	25	13			12	
Belgium and Luxembourg	215	132	52	30	(2)	
Denmark	52	20	31		1	
France	2,132	1,200	182	653	96	
Germany (Western)	108	5			67	37
Greece	111	15	(2)		97	
Iceland	4		4		(2)	
Ireland	128		128			
Italy	412	130	73		209	
Netherlands	437	205	151	48	33	
Norway	115	50	35	6	24	
Portugal	28		28			
Sweden	24	2	20		2	
Turkey	115	29	73		12	
United Kingdom	4,728		337	622	18	3,750
Total, Other Europe	541	215		1	309	17
Czechoslovakia	30	22			8	
Finland	126	101			25	
Hungary	16				16	
Poland	78	40			38	
Spain	17					17
U. S. S. R.	223				223	
Yugoslavia	52	51		1		
Total, Latin America	560	525	8		27	(2)
Argentina	92	92				
Bolivia	29	29				(2 6)
Brazil	107	91			16	(2 6)
Chile	108	108				
Colombia	38	38			1	(2 6)
Cuba	12	12				
Ecuador	13	12			(2)	(2 6)
Jamaica	8		8			
Mexico	123	123				(2 7)
Peru	6	1			6	
Uruguay	9	8			1	(2 7)
Venezuela	5	5				
Other Latin America	6	4	(2)		(2)	(2 6)
Unallocated Latin America	4	2			2	

See footnotes at end of table.

TABLE XXV.—Utilizations of U. S. Government foreign credits: July 1, 1945, to Dec. 31, 1951, by area, country, and type¹—Continued

[In millions of dollars]

Area and country	Total	Loans		Property credits		Other loans and commodity credits
		Export-Import Bank	Economic cooperation	War account settlements	Other lend-lease and surplus property	
Total, Asia.....	1,051	239		15	339	457
Afghanistan.....	11	11				
Burma.....	5				5	
China.....	229	84			146	
India.....	151			15	29	⁸ 106
Indonesia.....	64				64	
Iran.....	34				34	
Israel.....	89	89				
Japan.....	300	40			14	⁹ 246
Korea (Southern).....	25				25	
Philippines.....	114	(²)			9	¹⁰ 105
Saudi Arabia.....	19	14			4	
Thailand.....	7	1			6	
Other Asia.....	3				3	
Canada.....	143	143				
Total, Africa.....	48	14	6	(²)	29	
Egypt.....	18	7			11	
Liberia.....	19	4			15	
Other Africa.....	11	3	6	(²)	2	
Total, Oceania.....	13		1	11	1	
Australia.....	8			7	1	
Other Oceania.....	5		1	4		
Unallocated, International Organizations.....	58					¹¹ 58

¹ For important qualifications affecting this table and for definitions of terms, see the Explanatory Note.² Less than \$500,000.³ Commodity credits: Agriculture Department, \$34,206,000; and Reconstruction Finance Corporation, \$2,656,000.⁴ Loan by the Treasury Department.⁵ Loan to Spain by the Economic Cooperation Administration through the Export-Import Bank (authorized by Public Law 759, approved Sept. 6, 1950).⁶ Loans by the Reconstruction Finance Corporation.⁷ Loans by the State Department (Institute of Inter-American Affairs).⁸ Loan to India by the Economic Cooperation Administration through the Export-Import Bank (authorized by Public Law 48, approved June 15, 1951).⁹ Commodity credits: Agriculture Department, \$180,147,000; Reconstruction Finance Corporation, \$12,104,000; and Army Department, \$54,043,000.¹⁰ Loan of \$70,000,000 by the Reconstruction Finance Corporation and \$35,000,000 by the Treasury Department.¹¹ Loan to the United Nations by the State Department.

TABLE XXVI.—Utilizations of U. S. Government foreign credits: July 1, 1951, to Dec. 31, 1951, by area, country, and type¹

(In millions of dollars)

Area and country	Total	Loans		Property credits		Other loans and commodity credits
		Export-Import Bank	Economic cooperation	War account settlements	Other lend-lease and surplus property	
Total, All Areas.....	203	58	14		1	129
Total, Europe.....	29	4	9			17
Total, ERP Participants.....	9	1	9			
Belgium and Luxembourg.....	1		1			
Greece.....	(2)		(2)			
Iceland.....	1		1			
Italy.....	(1)		(2)			
Portugal.....	4		4			
Turkey.....	3	1	2			
Total, Other Europe.....	20	3				17
Spain.....	17					³ 17
Other.....	3	3				
Total, Latin America.....	31	28	3			
Argentina.....	6	6				
Brazil.....	7	7				
Other Latin America.....	18	15	3			
Unallocated Latin America.....	(2)	(2)				
Total, Asia.....	134	27			1	106
India.....	106					⁴ 106
Israel.....	21	21				
Other Asia.....	7	6			1	
Canada.....	1	1				
Africa.....	2		2			
Oceania.....	1		1			
Unallocated, International Organizations..	6					⁵ 6

¹ For important qualifications affecting this table and for definitions of terms, see the Explanatory Note.² Less than \$500,000.³ Loan to Spain by the Economic Cooperation Administration through the Export-Import Bank (authorized by Public Law 759, approved Sept. 6, 1950).⁴ Loan to India by the Economic Cooperation Administration through the Export-Import Bank (authorized by Public Law 48, approved June 15, 1951).⁵ Loan to the United Nations by the State Department.

TABLE XXVII.—*Principal and interest due and unpaid for 90 days or more, as of Dec. 31, 1951*¹

[In thousands of dollars]

	Principal			Interest		
	Total	Foreign governments	Other foreign entities	Total	Foreign governments	Other foreign entities
Grand Total	21, 303	19, 115	2, 188	16, 757	16, 659	97
By Type of Credit:						
Export-Import Bank loans.....	1, 222	126	1, 096	1, 964	1, 884	80
Other lend-lease and surplus property credits.....	18, 915	18, 915	-----	14, 775	14, 775	-----
Other loans and commodity credits.....	1, 165	74	1, 092	18	(2)	17
By Area and Country:						
Total, Europe	2, 101	2, 098	3	9, 910	9, 910	-----
Total, ERP Participants	2, 098	2, 098	-----	10	10	-----
Greece.....	98	98	-----	5	5	-----
Italy.....	2, 000	2, 000	-----	5	5	-----
Total, Other Europe	3	-----	3	9, 900	9, 900	-----
Hungary.....	-----	-----	-----	380	380	-----
Poland.....	3	-----	3	731	731	-----
U. S. S. R.....	-----	-----	-----	8, 789	8, 789	-----
Total, Latin America	5, 638	3, 485	2, 153	127	30	97
Bolivia.....	1, 033	-----	1, 033	-----	-----	-----
Brazil.....	159	-----	159	11	4	7
Colombia.....	28	-----	28	10	-----	10
Ecuador.....	291	291	-----	(2)	(2)	-----
Haiti.....	75	75	-----	15	15	-----
Peru.....	220	220	-----	11	11	-----
Uruguay.....	33	-----	33	-----	-----	-----
Venezuela.....	900	-----	900	80	-----	80
Unallocated Latin America.....	2, 899	2, 899	-----	-----	-----	-----
Total, Asia	13, 532	13, 532	-----	6, 718	6, 718	-----
Burma.....	133	133	-----	-----	-----	-----
China.....	7, 258	7, 258	-----	5, 599	5, 599	-----
Iran.....	5, 601	5, 601	-----	829	829	-----
Korea (Southern).....	-----	-----	-----	290	290	-----
Lebanon.....	540	540	-----	-----	-----	-----
Total, Africa	32	-----	32	-----	-----	-----
Angola.....	32	-----	32	-----	-----	-----

¹ For important qualifications affecting this table and for definitions of terms, see the Explanatory Note.² Less than \$500.

APPENDIX D

TABLE XXVIII.—*Membership and quotas in the International Monetary Fund, and membership and subscriptions in the International Bank for Reconstruction and Development, as of Mar. 31, 1952*

[In millions of dollars]

Member	Fund quotas	Bank subscription	Member	Fund quotas	Bank subscription
Total	8,151.5	8,453.5	Iceland.....	1.0	1.0
Australia.....	200.0	200.0	India.....	400.0	400.0
Austria.....	50.0	50.0	Iran.....	35.0	33.6
Belgium.....	225.0	225.0	Iraq.....	8.0	6.0
Bolivia.....	10.0	7.0	Italy.....	180.0	180.0
Brazil.....	150.0	105.0	Lebanon.....	4.5	4.5
Burma.....	15.0	15.0	Luxembourg.....	10.0	10.0
Canada.....	300.0	325.0	Mexico.....	90.0	65.0
Ceylon.....	15.0	15.0	Netherlands.....	275.0	275.0
Chile.....	50.0	35.0	Nicaragua.....	2.0	.8
China.....	550.0	600.0	Norway.....	50.0	50.0
Colombia.....	50.0	35.0	Pakistan.....	100.0	100.0
Costa Rica.....	5.0	2.0	Panama.....	.5	.2
Cuba.....	50.0	35.0	Paraguay.....	3.5	1.4
Czechoslovakia.....	125.0	125.0	Peru.....	25.0	17.5
Denmark.....	68.0	68.0	Philippine Republic.....	15.0	15.0
Dominican Republic.....	5.0	2.0	Sweden.....	100.0	100.0
Ecuador.....	5.0	3.2	Syria.....	6.5	6.5
Egypt.....	60.0	53.3	Thailand.....	12.5	12.5
El Salvador.....	2.5	1.0	Turkey.....	43.0	43.0
Ethiopia.....	6.0	3.0	Union of So. Africa.....	100.0	100.0
Finland.....	38.0	38.0	United Kingdom.....	1,300.0	1,300.0
France.....	525.0	525.0	United States.....	2,750.0	3,175.0
Greece.....	40.0	25.0	Uruguay.....	15.0	10.5
Guatemala.....	5.0	2.0	Venezuela.....	15.0	10.5
Honduras.....	.5	1.0	Yugoslavia.....	60.0	40.0

Exhibit 29.—Announcement, July 26, 1951, by Secretary of the Treasury Snyder, the Ambassador from Mexico, and the Subdirector of the Bank of Mexico of the execution of a new Stabilization Agreement between the United States and Mexico

Secretary Snyder, Ambassador Rafael de la Colina of Mexico, and the Subdirector of the Bank of Mexico, Mr. Rodrigo Gomez, today announced the execution of a new Stabilization Agreement between the United States and Mexico.

Under the terms of this agreement, the United States Stabilization Fund undertakes until June 30, 1953, to purchase Mexican pesos up to an amount equivalent to \$50 million for the purpose of stabilizing the United States dollar-Mexican peso rate of exchange if the occasion for such use should arise. The new agreement represents a continuation of stabilization arrangements between the two countries initiated in 1941.

Secretary Snyder noted with satisfaction the progress of the Mexican Government, since the 1949 devaluation of the Mexican peso, in strengthening its financial position and stabilizing the exchange rate. He pointed out that since 1949 Mexico's gold and foreign exchange reserves have increased appreciably.

Secretary Snyder stated that any operations under the agreement with Mexico will be closely coordinated with the activities of the International Monetary Fund in order to contribute to the efforts of the Fund to stabilize the exchange relationships of its members.

Exhibit 30.—Statement, September 7, 1951, by the Treasury Department following Secretary of the Treasury Snyder's meetings with the Chancellor of the Exchequer of the United Kingdom

The Treasury issued the following statement today after Secretary Snyder's meetings with Chancellor of the Exchequer Hugh Gaitskell:

"Chancellor Gaitskell, who is in Washington for the Annual Meetings of the Boards of Governors of the International Monetary Fund and the International Bank, took advantage of the occasion to call on Secretary of the Treasury Snyder. Mr. Gaitskell brought the Secretary up to date on the British financial situation.

"These conversations provided an opportunity for the two cabinet officers to review generally the financial developments in the world since their last meeting in September 1950. They discussed the financial problems arising out of the defense efforts of the free world, and exchanged views informally on the general problem of rising prices resulting from defense preparations. They also reviewed, in a general way, the financial outlook of the two countries in the immediate period ahead."

Exhibit 31.—Statement, September 20, 1951, by Secretary of the Treasury Snyder at the conclusion of the Seventh Session of the North Atlantic Treaty Council in Ottawa

Secretary Snyder, at the conclusion of the Seventh Session of the North Atlantic Treaty Council in Ottawa, stated:

"In my opinion the meeting of the Council was a most successful one. I was impressed not only with the atmosphere of solidarity but by the determination of the member governments to make the maximum use of their countries' resources as part of a free world mobilization against the threat of Soviet aggression.

"I should like to say that Secretary Acheson did a magnificent job in presenting the views of the United States Government. I should also like to emphasize that the United States Delegation made no commitments, or even suggestions, of any kind that any additional aid would be forthcoming. Obviously many of the member countries have economic and financial problems which make the task of meeting military requirements difficult. The Council has agreed to study these problems and to attempt to devise means for solving them. But I repeat that there was no commitment or suggestion that additional United States aid could be looked to as a solution to these problems."

Exhibit 32.—Statement, November 28, 1951, by Secretary of the Treasury Snyder upon adjournment of the Eighth Session of the North Atlantic Council in Rome

Secretary Snyder released the following statement in Rome today upon adjournment of the Eighth Session of the North Atlantic Council, which he had been attending:

"In my opinion the North Atlantic Council has made progress in its Eighth Session. The discussions of the Council have reflected the determination of the member governments to approach the tasks before them in a spirit of mutual understanding and recognition of the common objectives of the free world.

"During the session in Rome, the Council had an opportunity to hear statements by representatives of the international agencies associated with NATO in the military and economic fields. These reports added greatly to the understanding by the representatives of the NATO countries of the questions with which the twelve countries are concerned.

"Mr. Harriman reported to the Council in his capacity as chairman of a committee charged with studying the economic and financial problems associated with the defense program of the North Atlantic Treaty organization. Mr. Harriman's report was of an interim nature, providing an analysis of the present situation, and did not involve taking official positions by any governments. The report will be studied by the several governments and will be subject to appropriate discussions at subsequent meetings of the Council. Decisions on the questions involved can be taken only by the responsible governments of the various countries in accordance with their normal procedures.

"During the course of these discussions the United States Delegation has made perfectly clear that the contribution of the United States to the NATO program has been determined by the Congress for the current fiscal year. The United States delegation has made no commitments with respect to aid beyond that period.

"We have, of course, given sympathetic consideration to the problems which our friends in other NATO countries face, and have indicated continuing United States participation in the mutual defense effort; however, we always have been conscious, throughout our deliberations with the delegations of other countries, of the considerable expansion of our over-all defense program in the recent past, and of the burdens which are now falling upon the American people as a result of our present efforts to fight Communism in Korea and to assist in maintaining peace in other parts of the world.

"We have been privileged indeed to meet in this great city of Rome. The Italian Government did an excellent job in arranging the fine facilities we have had for this conference. We have been warmly and hospitably received by the Italian Government and the Italian people."

Exhibit 33.—Statement, February 25, 1952, by Secretary of the Treasury Snyder upon adjournment of the Ninth Session of the North Atlantic Council in Lisbon

Secretary Snyder made the following statement in Lisbon today upon adjournment of the ninth session of the North Atlantic Council, which he has been attending:

"The North Atlantic Council at this session has dealt with a number of difficult problems associated with the rapid build-up of adequate defense forces, while at the same time giving due consideration to the financial and economic aspects of these questions. The Council has reviewed and given its approval to stated military goals for the calendar year of 1952, the achievement of which can mark a further real step toward confidence in the preservation of peace. Provisional military objectives have been adopted for the two following years as guides to current national planning.

"The economic and financial questions encountered in rapidly building up the military strength of the North Atlantic area are numerous and necessarily difficult. They have not yet been fully resolved. Nevertheless, the Council has given a further impetus to the solution of these problems and to the development of the defense program which is now not only showing progress but is developing definite marks of achievement. The Council has approached its problems in a spirit of determination to make more rapid progress toward the common objective of maintaining peace by deterring aggression.

"The Council meeting has demonstrated more clearly that the development of adequate defensive strength depends upon the practical expression of this determination on the part of all participating countries.

"The United States Delegation, composed of Secretaries Acheson, Snyder, and Lovett and Mr. Harriman, has given sympathetic consideration to the economic problems which are faced by some countries in carrying through their defense programs.

"In my view the primary responsibility for the economic adjustments required for an adequate European defense effort must remain with the European countries over the longer period. The United States has been most helpful in the development stages of NATO in making available economic and military aid to member countries through funds provided by Congressional appropriation. It has been emphasized, however, that the extent of our assistance in the future will, of course, be determined by the Congress, taking into account internal fiscal and monetary developments as well as other factors.

"I have joined with my colleagues of the United States Delegation in welcoming to membership in NATO the two new members, Greece and Turkey, who became formally associated with the Council at this meeting.

"I feel the Council has been honored by the opportunity to meet in the city of Lisbon. We have been most graciously received both by the Portuguese Government and by the people of Portugal, who have made our visit here most comfortable and pleasant in spite of the grave questions before the Council.

"Each of our countries will face many difficult economic problems in the period ahead. We cannot see at this time how many of these problems may ultimately be resolved. Nevertheless, I have no doubt that, with the will and determination which I believe has been indicated at the Lisbon meeting, we can individually and collectively work our way through to the full achievement of our fundamental objectives."

Exhibit 34.—Address, April 4, 1952, by Secretary of the Treasury Snyder at ceremonies marking the third anniversary of the signing of the North Atlantic Treaty

In commemorating the third anniversary of the North Atlantic Treaty Organization we look back on a record of achievement in strengthening our mutual defense.

The North Atlantic Treaty Organization was established because our peoples realized that they faced a threat to their freedom and their national concepts of life, and that the best way to deal with this threat was a cooperative effort to improve their defenses.

We have endeavored to combine our military strength in such a way that each participant can provide the manpower and the materials which it can best contribute to the common objective. In this way our total strength is made more effective than the sum of uncoordinated individual efforts would have been. In this way we also hope to obtain the best results for the cost entailed.

A rapid build-up of military strength inevitably poses many questions for the government of a complex modern economy. Such questions become even more complicated when we endeavor to mesh similar programs of a number of such economies. However, we have made substantial achievements in fixing agreed military goals for this year, and adopting provisional objectives for the next two years, as guides to current national planning. It is quite evident that our further progress toward a greater degree of security will depend upon the practical expression of a determination by all the participating countries to assure that progress.

Our modern economies have great capacity to improve efficiency, to cut real costs and to increase output under the stimulus of defense needs. Nevertheless, we have to recognize that a joint effort to build the kind of strength needed to make us secure must inevitably mean postponement of investment and capital development programs, and some temporary limitations on the level of consumption, especially in the so-called hard goods.

It is of great importance to the world that the defense program be carried out without impairing basic economic and financial stability. To meet the increased costs of defense on a sound basis the United States has on three separate occasions increased the level of our taxes. Other NATO members have faced the same problem. The ways and means by which they finance their defense

programs may of course differ from country to country. But broadly the essential need is the same. Except as production increases, the public must spend less as the Government spends more, or defense will tend to be financed through the undesirable and expensive form of taxation which is called inflation.

We realize that the effort of defense is being made in the NATO area after a relatively short period of recovery from the economic dislocations of World War II. For this reason, the United States has undertaken a program of security assistance to supplement its own strenuous efforts in rebuilding its national defense forces and in participating in the United Nations campaign against aggression in Korea.

We must look to our associates in NATO, however, for the primary responsibility to make the necessary economic adjustments which will be associated with European defense over the longer period.

In proceeding with regional cooperation in defense, we should not forget the broad objective of a unified economic world among all the free nations. The complex modern economies rest increasingly upon an assured international flow of goods. While it is necessary to allocate essential materials to defense, it is important to bear in mind the advantages of the greatest possible freedom for international trade among all the free countries.

We shall not have an entirely sound, normal, and stable international trading world until a greater number of the free countries can carry on their international trade more freely, and without excessive reliance on restrictions which protect their industries against the healthy stimulus of world-wide competition. Nor shall we have completed our recovery from the economic effects of the war until the channels of international finance are restored to normal types of capital investment, and until the major industrial countries again pay for the vital raw materials and foods which they must have through their own efforts.

I have touched upon some of the difficulties with which we have been dealing and some of those which lie ahead. Yet I am most encouraged by what we have accomplished in three short years.

In this generation we have had to make quick adjustment to changes in the international situation. I am sure that, if we continue with determination and in the same spirit of mutual cooperation that we have developed in the past three years in NATO, we shall see a continuous lifting of the clouds which have weighed upon us so heavily in recent years.

Exhibit 35.—Remarks by Secretary of the Treasury Snyder in connection with the presentation of the Annual Report of the International Monetary Fund, September 4, 1952, in Mexico City.

It is a pleasure to compliment the Managing Director of the Fund on his statement presenting the Annual Report of the Executive Directors of the Fund to the Board of Governors. We are fortunate to have at the head of the Fund so experienced a financial leader as Mr. Rooth.

The Fund's report very properly reemphasizes what has, I fear, all too often been forgotten or neglected in recent years—namely, the close and inseparable connection between internal fiscal, monetary, and economic policies, and external equilibrium and balance in international payments. Although there is a natural and understandable tendency to look elsewhere in assigning responsibility for our difficult and seemingly intractable problems, it is our unpopular function as Finance Ministers, Central Bank Governors and others concerned with the hard facts of finance and trade, to focus the responsibility where it so often belongs—i. e., on our internal fiscal, monetary, and economic policies.

It has been my honor and privilege for more than 6 years to serve as Secretary of the United States Treasury and as United States Governor of the Fund and the Bank. This is the Seventh Annual Meeting I have had the pleasure of attending and, as most of you know, the work of the Fund and the Bank has always been close to my heart for these more than 6 years. I have watched the Fund and the Bank grow and I have shared with you the difficulties and problems which have confronted us during these postwar years—years which seem to have been characterized by the recurring problems of postwar rehabilitation and reconstruction, economic development, and now the unwelcome but necessary burdens of increased defense—all of which have placed new demands on us and taxed our resources, our energies, and our imagination.

My fellow Governors will bear with me, I trust, if on this particular occasion I touch briefly on some of the financial developments of these 6 years and their relation to the Fund and Bank objectives and to the international financial problems of today which are set forth so effectively in the Fund's Annual Report.

I believe we agree that the major objective of the Fund is international cooperation in the promotion of high levels of useful production, employment and international trade, leading to higher real standards of living for all people. We hope to achieve this goal through internal financial stability and through expanded multilateral trade and world-wide currency convertibility based on realistic exchange rates and on an internationally competitive price mechanism. This means we should free ourselves as much as possible from hampering restrictions whether they take the form of restrictive tariffs, quotas, prohibitions, exchange restrictions, or other artificial supports or devices. In this way we hope to foster sound and efficient production and trade at a high level and to assure the best possible allocation of resources for the benefit of all of us.

In this connection, I have noted with satisfaction the Managing Director's reference to the Fund consultations on exchange restrictions. The United States has always stressed the need to make as rapid progress as possible towards the objectives of freedom from exchange restrictions, nondiscrimination and multilateral trade and payments. I wish to express my gratification with the careful and substantive manner in which the Fund has undertaken these consultations. I am confident that they are not only helping to bring the Fund into close and meaningful relations with its member countries, but are also an important part of our efforts to achieve sound and stable economies and to promote freer and mutually advantageous relations with each other.

We are fully aware that the Fund objectives are easily expressed, but are only imperfectly achieved and then only with great difficulty. Constant pressures—and pressure groups—are arrayed against their accomplishment. The immediately popular road usually leads away from their accomplishment. It is too often only a small and determined minority in any country—a minority well represented here—which strives to keep to the difficult but rewarding road of internal financial stability and external equilibrium free from artificial supports or controls or restrictions.

My own country has shared with other countries the belief that this hard and difficult road is the responsible path to follow—the path to strength and independence. Although we have met with many difficulties and obstacles, our efforts have been in this direction not only because we have believed it is the right course for us but because we have felt it important to preserve international monetary stability and the value of a freely convertible dollar as a stable point of reference in an unstable world.

In common with many other countries we have seen our Government expenditures mount sharply during these postwar years under the impact of increased defense and international aid programs. My colleagues are all too aware of the reluctance of citizens anywhere to see their taxes sharply increased to provide funds for increased responsibilities.

But if we are to preserve our internal and external stability we must merit the unpopular role our office calls upon us to play, and take the difficult road of those fiscal and monetary measures suggested in the Fund Report which can minimize inflationary pressures rather than relying—with more or less futility—on measures to control them once they are created. Because of the permeating and corroding effects of inflation on economic and social stability, it is a source of deep gratification to me that our United States Congress has been willing to increase taxes three times in less than 2 years in order to help meet our necessarily increased expenditures. Through these and other measures we have been enabled to complete 6 years of postwar finance with a net budget surplus of over \$3 billion. This surplus, and increased holdings of Government bonds by nonbank investors, has helped to reduce Government debt held by the banking system by \$24 billion in the last 6 years.

These and other measures have helped us to make our contribution to international monetary stability. Through these measures we have achieved what the United Nations has recently reported to be the smallest increase in the cost of living among the major powers of the free world in recent years.

Gratifying as this experience has been, the prospective deficit we face in this current fiscal year leaves me with the hope that resolute action may continue to be taken in the future to keep our expenditures in the United States within our revenues on a pay-as-we-go basis.

In the field of international aid and trade, we have in the postwar years financed economic aid programs in the amount of \$33 billion, a figure which I believe would have been regarded as fanciful even by an optimist in 1945. We have been pleased to see our imports grow significantly, and we hope increasingly to see our friends abroad enabled to pay their way by selling more goods competitively in the world markets, including our own, which has been one of sustained high level demand for many years. At the end of World War II our imports amounted to \$4 billion annually. Today the annual rate is \$11 billion. Although part of this represents price increases, the actual volume of imports has about doubled since the end of the war.

Here, too, there have been imperfections of which we are aware. Over a period of years, however, we have shared the views expressed in the Fund Report and have made it easier for other countries to pay for goods which they can obtain more cheaply from the American economy. Our tariff rates have been substantially reduced by a succession of steps resulting from agreements with other countries directly, or through the mechanism of the General Agreement on Tariffs and Trade. It was pointed out to us by some of our friends that in some ways the procedures of our customs administration placed unnecessary obstacles in the way of imports. I am pleased to say we recognized these difficulties and many of the cumbersome procedures which could be corrected by administrative action have been removed. We have recommended to the Congress the modification of a number of items which have been embodied in our statutes and it is my hope and expectation that the next Congress will complete action on the Customs Simplification Bill.

Encouraging as this progress in facilitating imports has been, I am hopeful that future years will see further action by the United States in implementing its liberal trade policy to permit our friends abroad to earn their way more and more through trade based on competitive production and prices and sound international investment rather than on extraordinary assistance and continuing aid programs. In short, I should like to add my hearty endorsement to the recently expressed motto of one of our colleagues when he called for "Trade not aid."

It would not be appropriate for me to fail to refer again to the defense programs to which so many countries are now giving priority. These new burdens, which have been forced upon us against our peaceful aims and desires, quite correctly are receiving our soberest thought and attention. They add to the demands on our resources and to the inflationary pressures. It is tempting to temporize with these burdens and to improvise emergency policies or measures to deal with them in the hope they will be short-lived. Reality and logic, however, would seem to commend that we absorb these demands as we go unless we wish to suffer the evils of inflation and its harmful effects on the best utilization of resources and further progress in efficient production and monetary stability. Burdensome as present defense programs are, they seem likely to continue for a sustained period. Moreover, they represent only part of the total domestic economic activities of some countries and only a small or insignificant part in other countries. The bulk of the economies of the world are still devoted to civilian activities. Financing our defense burdens through the easy policy of inflation can only hinder our progress in sound reconstruction and development, by distorting our allocation of resources and our production, by threatening both domestic savings and monetary reserves, and by enhancing balance of payments difficulties, which would lead to the introduction or strengthening of undesirable foreign exchange and trade practices.

The measures to be taken are well known to you gentlemen. They include: 1. Increased production of essential goods and increased productivity from available capacity and resources; 2. Postponement of less essential Government and civilian expenditures; 3. Restriction of investment and credit to essential purposes; 4. Increased taxation directed to reduction of less essential civilian expenditures and to the promotion of essential and efficient production; 5. Encouragement of savings; 6. Minimum reliance on controls and restrictions domestically and internationally; and 7. Rates of exchange which are realistic and which contribute to international balance and the removal of restrictions.

These measures are well known. They are hard and difficult. But they are the road to real strength and independence. It is the heavy responsibility of my colleagues here—of Finance Ministers, Central Bank Governors, and their associates—to take the lead in their countries in making effective the difficult but rewarding policies which will, in fact, produce increased economic as well as political and military strength. These are measures which will achieve internal

and external balance. These are measures which will stabilize and maintain the purchasing power of currencies and preserve the value of savings. These are measures which will help achieve and maintain the social and economic stability which are necessary for the preservation of freedom and for higher standards of living for all.

We have a choice. We can take the easy road of inflation and restrictionism which leads to instability and weakness. Or we can take the hard road to strength and independence—the road to monetary stability and freedom. These are the Fund and Bank objectives. It is my fervent hope that for the sake of the future of our countries and for the future of the Fund and Bank we will all take the more constructive road.

Exhibit 36.—Statements relating to foreign assets control and Communist China

ANNOUNCEMENT, AUGUST 15, 1951, BY SECRETARY OF THE TREASURY SNYDER OF AN AMENDMENT TO THE FOREIGN ASSETS CONTROL REGULATION TO CLOSE AVENUES OF EVASION THROUGH WHICH GOODS ORIGINATING IN CHINA MIGHT ENTER THE UNITED STATES

Secretary Snyder today announced an amendment of the Foreign Assets Control Regulations to close avenues of evasion through which goods originating in China (except Formosa) might enter the United States despite the current bar against their importation. Such evasion avenues have recently begun to appear.

The regulations, which were issued on December 17, 1950, prohibited the unlicensed importation into the United States of goods in which nationals of Communist China have had any interest since that date. One purpose of the prohibition has been to deprive the Chinese Communists of needed foreign exchange which they could otherwise earn through the sale of goods to the United States either directly or indirectly. In order to make this prohibition effective, collectors of customs were directed not to allow customs entries and other types of transactions with regard to goods of Chinese origin. To avoid this regulation, goods of Chinese origin have been exported to other countries for processing prior to shipment to the United States. By this maneuver the "country of origin" of some of the goods has technically been changed.

The new regulation, in effect, states that processing in other countries of goods originating in China does not change the "country of origin" for the purposes of the Foreign Assets Control Regulations and, accordingly, these goods, even though processed outside of China, will not be admitted by Customs.

Among the types of goods which will be affected by the new regulation are Chinese fur skins and straw braid, which normally have been imported directly into the United States but which have recently been exported to other countries to be dressed and dyed before shipment to this country. The new regulation, which applies to mail shipments as well as to other types of importations, will also put an end to the importation of handkerchiefs to which Chinese embroideries have been appliqued outside of China.

The new amendment affects goods of North Korean origin equally with Chinese goods.

STATEMENT DECEMBER 10, 1951, BY ACTING SECRETARY OF THE TREASURY FOLEY REGARDING INVESTIGATION INTO EXTORTION DEMANDS MADE FROM COMMUNIST CHINA ON CHINESE IN THIS COUNTRY HAVING RELATIVES IN CHINA

Acting Secretary Foley today made the following statement in response to inquiries concerning the investigation currently being carried on by the Treasury Department into extortion demands made from Communist China on Chinese in this country having relatives in China.

"In its efforts to deal with the extortion problem, the Treasury Department has been deeply gratified by the cooperation of leading members of Chinese communities and of the Chinese benevolent associations and similar institutions throughout the country. These individuals and organizations have given very valuable aid toward halting the remittance of money to Communist China in response to ransom demands received by American-Chinese who have relatives there. The principal American-Chinese groups have indicated their agreement that the only way to protect Chinese in this country from such blackmail is to maintain a united position of refusal to comply with the demands.

"The Treasury has taken pains to inform Chinese-Americans that any remittance of funds in response to extortion demands is illegal under the Foreign Assets Control Regulations administered by the Department. With the help of the American-Chinese groups, the Department has emphasized that the regulations prohibit all such remittances, not only directly to Communist China but also through Hong Kong or other places from which transfers would ultimately be made to persons in Communist China. In fact, any request by a person in the United States that someone outside this country make a payment of money or transfer of goods to a person in red China constitutes a violation of the regulations.

"If the extortion racket is permitted to flourish, it will not only victimize American-Chinese, but in addition it will be a substantial source of dollar exchange to the Chinese Communists. Funds remitted to Communist China to pay ransom demands can be used by the Communists, in such markets of the world as are open to them, for the purchase of commodities which they desire to continue their war against the United States and other United Nations Forces in Korea. Extortion payments thus are directly contrary to the basic purpose of the Foreign Assets Control Regulations, which is to cut off the dollar resources of Communist China.

"It is not the intention of the Treasury Department to recommend prosecution of any persons because of remittances made in the past in response to extortion demands. It is presently considered, however, that adequate dissemination through all available channels has been given to information concerning the prohibitions against such remittances contained in the regulations, the reasons for these prohibitions, and the necessity for full cooperation in combatting the extortion racket. The Treasury Department, accordingly, is prepared to recommend the application of the prescribed penalties of law against persons who remit funds hereafter contrary to the regulations.

"The Trading with the Enemy Act, under which the regulations were issued, provides a maximum penalty of a \$10,000 fine and ten years in prison for each illegal remittance.

ANNOUNCEMENT, APRIL 2, 1952, BY THE TREASURY DEPARTMENT ON SUPPORT REMITTANCES TO CHINESE IN COMMUNIST CHINA FROM THEIR RELATIVES IN THIS COUNTRY

The Treasury Department in response to a number of inquiries announced today that no change is contemplated in its policy of not authorizing support remittances to Chinese in Communist China from their relatives in this country. Such remittances, as well as all other unlicensed trade and financial transactions with Communist China, are prohibited by the Foreign Assets Control Regulations which were issued by the Treasury on December 17, 1950.

The Treasury stated that it had carefully reviewed all the factors involved, including the humanitarian aspects. It was concluded that major consideration should be given to the basic purpose of the regulations, which is to preclude the acquisition of foreign exchange by the Chinese Communists. The Department said that if such support remittances were to be authorized the Communist Chinese authorities would obtain foreign exchange of which they are in great need:

STATEMENT APRIL 17, 1952, BY SECRETARY OF THE TREASURY SNYDER, WITH THE CONCURRENCE OF SECRETARY OF STATE ACHESON ON THE LICENSING TO PAY CLAIMS OF AMERICAN BUSINESS CONCERNS WHICH HAVE REPRESENTATIVES IN COMMUNIST CHINA

In response to inquiries from interested American business concerns, Secretary of the Treasury Snyder, with the concurrence of Secretary of State Acheson, today issued the following statement:

"American concerns whose representatives are detained in Communist China will be licensed under the Foreign Assets Control Regulations to pay claims against their Chinese agencies only on the basis of arrangements assuring that the interested concern's representatives are safely released to an area outside Communist China, such as Hong Kong, before the funds are sent into China.

"Chinese Communist authorities have detained a number of such representatives and have indicated that until the local obligations of the companies are paid these representatives will not be released. In various cases the representatives have

been threatened with imprisonment or even more drastic treatment if the payments were not forthcoming.

"As a result a number of American concerns whose representatives have been detained in China have filed applications for licenses requesting permission to pay such local claims. The American concerns have stated that the claims against them are of a lawful nature and arose as a result of the closing of their Chinese offices.

"In approximately a dozen cases the Treasury Department has in the past licensed the payment of claims which appeared to be of such a nature and were reasonable in amount, but the payment of the claims did not bring about the release of a number of the representatives in China. Accordingly, the two Departments are now convinced that it is impossible to issue licenses on any basis other than that of arrangements insuring the safe arrival of the representatives in a non-Communist area before payment is made to mainland China.

"The Treasury also reiterated its position with respect to blocked funds in the United States and in which authorities or other persons in Communist China have an interest, direct or indirect. Any applications by concerns having representatives in China requesting the unblocking of such funds will not be granted.

Selected Statements by the Secretary of the Treasury

Exhibit 37.—Address by Secretary of the Treasury Snyder before the Army War College Class, Carlisle Barracks, Pa., September 21, 1951

For several years I have had the privilege as Secretary of the Treasury of speaking before classes of the National War College and of the Industrial College of the Armed Forces on the subject of war financing. Let me assure you that I have benefited greatly from these occasions. The thoughtful interchange of ideas which characterizes your programs is immensely stimulating to those of us who are privileged to meet with you. I am especially happy, therefore, to be here today, and to discuss with you some of the very grave domestic problems which our Nation faces at the present time.

In the past year and a half, the fundamental defense planning of our own country and of the entire free world has undergone profound changes. In former times, we usually thought of war financing in terms of measures which would be appropriate during an emergency of more or less limited duration. As we moved further away from World War II, however, it became increasingly apparent that the climate of international relations had changed. We saw that the defense of our Nation could no longer be viewed solely in terms of the sharp black and white of total war or total peace. In Berlin, in Greece, in Turkey, in large areas of Asia, in the Communist maneuvers for greater political power in Western Europe, and finally in Korea, the continuing programs of certain dictators for world-wide domination became clear.

This time, however, the free peoples of the world were no longer passive spectators, divided and fearful. Programs for aid to weak or threatened countries were rapidly formulated and energetically pursued. And in June of 1950, when open and shameless aggression was attempted in Korea, the free world was galvanized into new action. Countries the world over joined in an unprecedented move to block this new step in the Communist program. Preparations for defense against further aggression went swiftly forward. Economic and military alliances were strengthened. Most important of all, the tremendous production potential of the American economy was brought back into defense service.

These developments make it clear that the free nations of the world have finally become aroused to their danger. We have recognized that the turning back of aggression in Korea is, in effect, the defeat of only one advance column in a great offensive.

This is a situation which is new in the history of the world. There have been other acts of unprovoked aggression, other plans for world-wide domination. But never before has there been a program of the dimensions of the one now revealed to us. The Communist imperialists aim at tearing down the foundations of government and order throughout the world. They aim at destroying our belief in human rights. They have shown their determination to make full and unashamed use of subversion, propaganda, lying promises, and international blackmail on a vast scale, as well as threats and acts of military aggression.

All of this means that we are faced, today, with a new test of citizenship. Our form of Government rests squarely on the concept of individual responsibility for national policies and programs. We do not operate under authoritarian decrees. Every national program, to be successful, must represent the will of the people—and this means full public understanding and full public support. It is clear that our present situation—one which is short of all-out war, but which brings many of the burdens of a war period—requires a tough and long-lasting brand of patriotism. It requires a new degree of statesmanship on the part of each individual—not just their representatives and leaders in Washington. All of us—military and civilian, educators, students, businessmen, farmers, and those of us in Government—must individually determine to take whatever actions are necessary to keep our domestic defenses at full strength, and our productive power unimpaired.

One of the major requirements of such a program is the adoption and continued support of measures for safeguarding the financial system of the country. We have moved far away from the days of barter. Every step in the productive process—every commercial transaction—every investment program—depends on the smooth functioning of the financial system in every area of our economic life—governmental, business, and personal.

Because this is true, a sustained inflationary spiral could totally disable a modern industrialized economy. Confidence would give way to fear and uncertainty; working contracts would be disrupted; and the flow of operations necessary to any long-range production program would be slowed down at every turn. Most harmful of all, a continuing inflationary spiral would impair the incentives to work and to save.

A basic fact about inflation which I should like to emphasize today—and which I wish every citizen of our country could fully appreciate—is that the fulfillment of our present defense program, together with essential civilian needs, necessarily means the creation of a volume of purchasing power large enough to represent a real potential inflationary threat.

Until the Korean outbreak our Nation was making steady economic progress.

During the fiscal year ended June 30, 1951, as you may know, the Federal Government showed a budget surplus of \$3.5 billion. Over the past five years, we have operated the Government with a surplus of nearly \$8 billion. This can be a matter of gratification to every one of us. It provides reassuring evidence that the tremendous business represented by the Government of the United States has been conducted with due prudence during the dynamic period of reconversion and readjustment following the close of World War II.

But now we are engaged in another struggle, requiring—as I have already emphasized—many of the sacrifices and burdens of an all-out war effort. Under present law, revenues are estimated for the fiscal year 1952 at \$58½ billion—\$10 billion above the amount we collected last year, but still far short of estimated Federal expenditures, which are currently expected to reach \$68½ billion. Before allowance for new taxes, then, it would appear that the Federal Government will be running a deficit of \$10 billion this year—at the very start of a period of prolonged readiness for attack, the length of which no one of us can predict. And 1953 will undoubtedly bring much larger expenditures, as actual output and delivery under our current defense program gain momentum. According to the Budget Bureau, in fact, present indications are that Federal expenditures of all kinds will range between \$80 billion and \$90 billion during the coming fiscal year 1953.

Out of this 1953 budget of \$80 to \$90 billion, \$60 to \$70 billion will be for defense expenditures alone. Defense is costing us \$48 billion in the current year as compared with \$25 billion last year. Going on into the future, and taking realistic account of the dangers which threaten us and of the necessary preparations which must be made to meet them—the Budget Bureau has estimated that the level of defense expenditures after our military readiness objectives have been achieved may well run to \$45 billion a year. This, let me emphasize, is on the assumption that the world situation will make it possible for us to level off defense expenditures after the present build-up program has been completed.

The strains which this program will place on our economy are quickly evident in a brief review of the comparative figures. As recently as the second quarter of 1950, only about 6 percent of our national product was utilized for defense purposes. Most of our resources, consequently, were still available for civilian purposes. And that fact, I might note, provided a sort of Indian summer of plentiful civilian supplies—a period which lulled many people into believing that the possibility of a serious increase in inflationary pressures could be brushed aside:

That period, as our defense administrators have recently made amply clear, is now over. Already our defense program is drawing off a very much larger share of total output; and the proportion will increase, reaching something like one-fifth by June of 1952. Incomes and therefore purchasing power will continue at high levels. But the goods available for civilian purchase will be in restricted supply. All of the goods which consumers may want to buy with their high incomes cannot be turned out in sufficient amounts to meet demands without danger to our rearmament program.

A strong and broadly based program to counter the impact of these developments on the economy is clearly necessary. It is evident, first of all, that we must maintain a very-high level of taxation, for a considerable period to come.

Adequate revenues, however, are only the first step. Our public debt is already very large. It amounts at the present time to well over \$250 billion—approximately one-half of the entire debt of the country, public and private. It is the single most important factor in the financial markets, and the major investment of millions of American citizens. Under these circumstances, successful debt management is of vital concern to every one of us—and of vital importance to the maintenance of a sound financial situation throughout the economy.

From the earliest days of our country, the Secretary of the Treasury has been charged by law with responsibility for the sound conduct of the Nation's finances. This responsibility cannot be successfully fulfilled without the cooperation of all of our people. Sound debt management, under present circumstances, depends heavily on savings. It depends on the individual decisions of millions of our people to buy and hold the obligations of their Government.

There is no compulsion on them to do so. One of the rights which we cherish is the freedom of each individual to invest his surplus funds as he sees fit. This right, we believe, is a vital part of the incentives which make our free enterprise system the most productive in the world.

But that system depends on a recognition of public as well as private interest. We must voluntarily take whatever steps are required to keep our economy strong. Widespread ownership of Federal securities is necessary to keep our large public debt from exercising a disruptive influence in the economy. To the extent that the securities of the Government are not bought and held by the citizens and private institutions of the Nation, the Government must resort to borrowing from the banking system. Commercial bank holdings, as you know, represent the most inflationary type of debt ownership. Increasing reliance on bank financing would strengthen, rather than weaken, the upward pressure on the price level.

This is why the Treasury is so deeply concerned with protecting the incentives to save, and with promoting all measures and programs which encourage the habit of thrift. With a debt the size that ours is now, this is important at all times; at present, however, it is vital—not only to the sound conduct of the Nation's finances, but to the successful functioning of the entire economy during a period of heavy defense output.

I have emphasized higher taxes and greater savings because these are the foundations of a successful fiscal policy during the period when we are readjusting our defenses to the realities of the present world situation. These are but two measures which are required for safeguarding our economic health. The restriction of credit to essential uses, the allocation of scarce materials, and various direct measures for assuring the stability of wages and prices are also necessary. The job is a big one, but I know that it can be done. I have every confidence that our people will give wholehearted support to the measures necessary for conserving the economic resources of our Nation. They must do so, for the outcome of the world-wide struggle for freedom will depend on it.

Increasingly, I have been impressed with the vital importance of our American productive strength in the struggle in which the free world is now engaged. The constant thought behind all of our efforts to finance our new defense needs successfully—the constant point of reference in the plans for price and wage stabilization, for credit control, for allocations of scarce materials—the one overwhelming consideration in my mind during recent meetings with the financial representatives of various nations allied with us—has been the necessity for safeguarding the fundamental production potential of the American economy.

The vital necessity for doing this was made even clearer to me at the meetings in Ottawa from which I returned only last night. These were, as you may know, meetings of the twelve North Atlantic countries which have banded together against the threat of Communist attack. The fact that the finance ministers met there together with the foreign and defense ministers underlined the vital

necessity of a sound financial base for our foreign policy and our mutual defense effort. As the discussions proceeded, I was deeply impressed with the special necessity for safeguarding the economic stability of the United States economy, upon which, in the last analysis, depends to a great extent the ability of this alliance to meet the attack of Communism when and if it should materialize.

The American economy today is in a position of unprecedented strength. We are far stronger than in 1940 when we began to rearm for World War II. Our production plant is more efficient than ever before in our history. Since the close of World War II, private industry has put approximately \$125 billion into new plant and equipment, and plans for further expansion and increased efficiency of operation are moving rapidly ahead. Employment and incomes in recent months have reached new records—with civilian employment last month more than topping 62½ million, and personal income now estimated at a rate exceeding \$250 billion.

Our economic progress in recent years, moreover, stands out in even sharper light when we examine the position of the individual consumer today as compared with the standard of living prevailing on the average during the prewar years. We all realize that prices have risen sharply since 1939. Taxes, also, have increased greatly since that time. But the truly significant development—the one which drives home the measure of our progress—is the fact that the average income available per person today will buy about 40 percent more goods and services than the average per capita income in 1939, after adjustment for price changes and for local, State, and Federal taxes.

That statement, which I have made on several occasions recently, has surprised many people. Yet the steadily advancing well-being of great numbers of our citizens—which figures such as these reflect—represents the very essence of the working of the American free enterprise economy. In this country we have constantly striven to spread the benefits of science and technology, of improved techniques and improved ways of using our resources, among all of our people. This has meant volume production—and record incomes for the people engaged in it. Our workers have become their own best customers. The greatest discovery of American business—and a major source of our economic strength during the postwar period—is the broadly based mass market, within our own borders, for the products of American industry and agriculture.

The implications of this fact, both in our past history and in the formulation of present national policy, are very great. Our modern American economy is strong and vital, responsive to change, and toughly resistant to shock because it has adapted itself to a Nation of free men, all of whom take an active and interested part in shaping the surroundings in which they live. This makes for a constant striving on the part of business to maintain position by means of a better product and a greater volume of output. It makes for a constant stream of new ideas, new processes, and new ways of doing things contributed by the individual and collective actions of an entire people—from the workers at the machines, right up to our top business executives.

There has never been a time in the history of our country when the need for new ideas and for a free play of thought in relation to our resources has been of greater importance. You in this audience are perhaps in a better position than any others to realize the need for maintaining world leadership at the present time in the planning and production of new weapons for defense. Stockpiles of necessary materials and armaments are essential at all times. But it is equally important, if not more so, that we keep our production plant on the very frontiers of scientific and technical knowledge.

The ability to do this rapidly and successfully—to make bold use of new ideas, new inventions, new products of the laboratories and the test tubes—is one of the unique strengths of our American system. Our enemies are well aware of the crushing power of our present production plant. But what they have failed to see—what they have constantly underestimated—is the dynamic strength of a Nation of free men, living and thinking and working in an environment conducive to the maximum employment of each citizen's individual abilities and resources.

From earliest childhood our children are taught to think for themselves, to experiment, and to work with others in putting their ideas into action. They are taught to examine new concepts—both their own and those of others—and to try out new programs. They learn to express their thoughts without fear, and without the restrictions which come from a government operating by authoritarian decree.

It was this heritage and this environment, when put to the test, which made possible the production miracles of World War II. And it is this heritage and environment which will protect us now—if we have the wisdom and the courage to pursue those national policies necessary for safeguarding our American way of life.

The problems raised by the necessities of large-scale defense financing—as I see them—are only a part of this larger whole. To preserve our economic health, we must keep our fiscal position strong—difficult as that may be in terms of the individual burdens involved.

But the one essential thing—the one goal which must guide all of our efforts on the domestic front—is the necessity for maintaining the fundamental strength of our American economy, our American free enterprise system, and our traditional American institutions.

I have every confidence that our national strength—physical, moral, and spiritual—will prove equal to this test.

Exhibit 38.—Address by Secretary of the Treasury Snyder before the National Association of Supervisors of State Banks, St. Louis, Mo., September 27, 1951

I was very pleased to be asked by your president to speak on this program, for it gives me a chance to visit with you again and to talk over matters of mutual interest. I recall with great pleasure the many happy associations I have had with your group in past years, and especially the last meeting I attended in Reno, Nevada, two years ago. I always find a friendly informality about your meetings, which strikes me as perhaps one of the reasons why you are able to get so many things done.

This fiftieth annual meeting of your Association marks a full half century in which your group has devoted itself to promoting the ideals of better banking. Over this long period you have played a substantial role in the development of more efficient, more uniform, and sounder banking practices, to which our banking structure owes much of its present strength.

I appreciate especially the part you have played in welding our dual banking system into a smooth-working unit, through the coordination of your thinking and policies with those of the Federal authorities, especially with the Comptroller's office, which is part of the Treasury. Today, when the international emergency has placed an increased strain on the Nation's economy, this sharing of common aims and common policies in the banking field will contribute much to the over-all success of our defense effort.

As a Nation we are facing today the most crucial threat that has yet confronted us. Upon the way we unite to meet this threat depends the very existence of our Nation and the freedoms we cherish. The stakes are high, and we can afford no delusions as to the aims of the aggressors who seek to engulf the world, and principally us, with a flood tide of Communism—a tide designed to wipe out the ideas and ideals which have inspired the life of our Nation and which stand as a beacon of hope to other freedom-loving nations.

To insure a successful outcome of our great defense effort we must all share in the responsibilities which are ours, as groups and as individuals, in preserving our democracy. Not only the selected few who are asked to risk their lives on the battlefield, but all of us on the homefront, must be willing to assume an increased responsibility in developing our national strength.

Closely paralleling the importance of the task of building a powerful military establishment to forestall threats to our national security, is that of building a sound economy to combat threats to our economic security.

Those who are able to contribute to the actual strengthening of our economy may well feel that they are fighting shoulder to shoulder with their sons at the front in the war against Communist aggression.

In this effort it is not enough that we strive to keep our economy strong and stable during the years of the defense program alone. It is highly important that we build the foundation now for a continued healthy economy after the security of our Nation is assured.

In the fight to preserve a stable economy, the banking industry holds a frontline position. As the principal suppliers of credit, the banking industry has a grave responsibility to shape its loan and investment policies toward assuring the financial soundness of our national economy.

A primary requisite now is to hold unnecessary borrowing to a minimum. As the defense effort broadens—and it is expanding rapidly now—the volume of bank loans needed for defense uses may be expected to rise. It is essential that our defense industries be provided with the necessary capital. But as defense loans increase, loans for less essential civilian purposes must be reduced if we are to avoid the inflationary consequences of an over-expansion of bank credit.

You are no doubt aware that total bank loans in the 12 months ended June 30 showed the largest increase ever recorded for a comparable period—an increase of \$12 billion in a single year. Some of this borrowing was basically of a speculative nature.

As experience has demonstrated, when prices are rising and business profits are high there is often a tendency to assume that those trends will continue. Both borrowers and lenders are inclined to evaluate the high profits as if they are more or less permanent. Under such conditions, nearly everyone wants to borrow money in order to buy something, build something, or expand his business. This human tendency has undoubtedly been responsible for a substantial part of the great loan expansion of the past year. When everyone has the urge to borrow, there is probably more than usual danger that bad loans will get into bank portfolios, since lenders are likewise affected to some extent by the same overoptimism.

The buying boom of the past year has brought new problems in appraising the soundness of loan collateral. This responsibility of the banking system is made much more difficult this year by the many uncertainties in the present business outlook. The conflict between deflationary factors in some parts of the civilian economy, and inflationary forces arising from the defense program, creates an unusual variety of risks. Inventory losses may be suffered by some businesses where demand has suddenly fallen off or prices have dropped sharply, while other businesses may reap unusual profits. Under such circumstances, an unusually careful selection of loans and a diversification of risks is clearly called for.

The responsibility of bank supervisors is increased by the fact that bank capital in relation to risk assets is lower than at any previous time in the past two decades. The proportion of capital accounts to risk assets last December 30, for all insured commercial banks, averaged less than 18 percent. This compares with a prewar figure of over 27 percent in 1939.

I have spoken of some of the increasing responsibilities which are falling on the banking system in assuring the effective functioning of our great defense effort. You, as bank supervisors, can do much to bring to the many bankers with whom you come in contact the vital importance of their participation in this effort. Moreover, you can point out to them how they, by accepting their responsibilities, not only have an opportunity to serve their Nation but at the same time have unusual opportunities for strengthening the future security of their own banking institutions.

The present financial situation offers an opportunity seldom equalled for improving a bank's loan position.

Secondly, conditions have become more favorable for building up bank capital, both through retention of earnings and through sale of capital stock. Bank operations recently have profited from the high demand for loans, and banks generally are now in a very favorable position for building up capital funds. Gross earnings of all insured commercial banks have been climbing since 1938. They amounted to over 8 percent of capital accounts last year, a figure exceeded only during the war years.

Capital accounts have, in fact, been expanding steadily since before the war, but the increase has not kept pace with the rise in risk assets. Last year, capital accounts of insured commercial banks increased by \$632 million, the major part coming from additions to surplus. But risk assets in the same period rose by more than \$11 billion.

Deposit insurance should not be regarded as a substitute for adequate capital. The fact that the present low capital ratio is close to those at the top of two major speculative credit booms should warn the banking system of the need for rebuilding capital accounts.

A third opportunity for banks today lies in the better prospect of encouraging savings during this period of full employment and high incomes. Department of Commerce estimates indicate that personal saving in the second quarter of this year increased by a greater amount than in any quarter since 1945. While this may have reflected an unusual situation, there is little doubt that savings are easier to accumulate today than they are likely to be in more normal times.

Our defense bond campaign this fall, with its nation-wide advertising program, is doing a great deal to make people "savings conscious." Our objective, as you know, has been not merely to sell savings bonds, but to promote the habit of thrift. The tremendous increase in all forms of personal savings during the past ten years, I believe, has reflected in part the effectiveness of this program.

In our present campaign, we are stressing the fact that a period of high economic activity like this, when incomes are high and nearly everyone has a job, presents a golden opportunity to every individual to accumulate a financial reserve.

The development of a habit of systematic saving contributes to economic stability in both booms and recessions.

There is one other matter in which banks might well take better advantage of their present opportunities. That is in developing a better trained personnel. To raise the level of understanding of banking and financial matters among bank employees, I believe, would not only be worth money to the individual bank, but would benefit the entire banking industry.

Bank supervisors can have considerable influence toward such improvement. Excellent work is being done today in providing advanced training by such institutions as the American Institute of Banking, the Rutgers Graduate School of Banking, the University of Wisconsin School of Banking, the Pacific School of Banking, as well as by various others. An increase in demand for such facilities would undoubtedly give rise to many more schools throughout the country designed to meet the special needs of bank employees.

Modern day banking calls for a working knowledge of many aspects of economics as well as finance and business. Probably no one problem is giving our bankers more concern today than the related problems of inflation and deflation, particularly in view of their importance in bankers' decisions on investment and loan programs.

For instance, today, on the one hand, we read in the papers that commodity prices have fallen; that warehouses are bulging with inventories; that retail buying has fallen off; that stores are having difficulty moving their stocks; that lack of demand has caused cutbacks in consumer goods production; and that these and other indications point to a deflationary situation.

On the other hand, we are warned that the situation is actually inflationary, and that the important thing is to look ahead to shortages of consumer goods when the defense program gets fully under way.

The surprising thing is that both of these statements are largely true. When consumers and distributors overbought last fall and early this year, in fear of imminent shortages, they overlooked two important things; the length of the tooling-up period required for defense production, and the immense productive power of American factories. The prices that were forced too high are now being adjusted, and the goods that were bought in excess of needs are being digested, while consumer buying lags.

But the underlying inflationary forces are already making themselves felt. Despite all the talk about current deflationary pressures, the broad wholesale price index of the United States Department of Labor—made up of nearly 900 commodities—has declined no more than 4 percent from its extreme peak, and has shown practically no further decline since July. Very definite and positive inflationary forces account for this firmness in the price index.

Personal income is steadily rising, while the production of civilian goods, to be bought with this income, is affected by increasing restrictions on the use of critical materials needed for defense. Rapidly expanding defense expenditures have shifted the Federal Budget heavily to the deficit side, even on a cash basis. Bank credit, after leveling out for several months, has again started to expand. Business loans, real estate loans, and "other" loans of weekly reporting member banks, in recent weeks, have all reached new record high levels.

The effect of these pressures on prices and living costs may be held back for a time, however, while present excess supplies of various consumer goods are being liquidated. But the most intensive phase of our rearmament effort lies ahead of us. In the coming months we will inevitably see an increasing impact of military production on the civilian economy—a situation in which inflation thrives. Under the existing revenue tax laws, not including the tax bill being considered by the Congress, a budget deficit of about \$10 billion is indicated for the current fiscal year. In the following year, with current tax rates, the deficit may be twice this figure, or more, under the present schedule for defense expenditures.

A government deficit, of course, means that excess funds are being added to the spending stream. If the individual funds are spent, prices will be bid up, and

another round of inflation will get under way. If the money is saved, price advances may be forestalled, and the funds will be available for spending later over a more extended period.

During this defense emergency, we can do much toward maintaining sound and stable conditions by avoiding the many potential sources of inflation in the civilian economy. In the efforts of your organization to maintain a sound banking system, I know you will keep in mind the importance of the various operations of State banks in the economic welfare of this country.

I know that you will take advantage of the many opportunities you have for bringing about a better understanding of the role that banking and bankers can play in our great defense effort. When people throughout the Nation share in a united effort toward a common goal, past experience tells us that the goal will be reached. In this light, we have every reason to look forward with confidence to success in maintaining a stable and prosperous economy.

Exhibit 39.—Address by Secretary of the Treasury Snyder before a meeting of banking correspondents of the First National Exchange Bank, Roanoke, Va., May 3, 1952

It is a real pleasure to be here in Roanoke, at Francis Cocke's invitation, to participate in the fellowship of this meeting. Roanoke, where the Blue Ridge and the Alleghanies join, and this part of the Old Dominion and its neighboring States, provide America with some of its most impressive scenic grandeur, and I always look forward with keen anticipation to being with groups such as this, because you and the institutions you represent constitute the real fiber of community-service banking in this country.

I am glad, too, to have this opportunity to repay a small part of the debt of gratitude I owe to Francis Cocke and to all of you. Through the years in my Treasury post, I have found that my job has been made much easier because I have been able to draw upon the knowledge and experience of men in every sector of our financial and business life. I am especially grateful for the generous cooperation I have received from bankers and the banking profession generally throughout the country. Their assistance has not only been invaluable to me, it has also been a source of real inspiration. Your representatives, and Francis Cocke personally, and as President of the American Bankers Association, have come to Washington on numerous occasions to give me the benefit of their understanding and advice on important debt management problems.

Decisions in the debt management field have important effects on the whole economy. The need for sound decisions is obvious, and I have been extremely fortunate in having the willing assistance and advice of leaders in every field. While the advice I have received from various groups has differed at times, all of it has been extremely worthwhile in giving me a solid framework within which to make necessary decisions. Without this fine cooperation from men closely in touch with the needs of their own institutions and communities, and with the needs of the Nation as a whole, it would be extremely difficult to make the proper debt management decisions.

But it is not only the help which has been at hand in arriving at policy decisions that has made an invaluable contribution to our financial policies. All of you here, every country banker and every city banker, who in your own communities have helped to carry out these policy decisions, have also played an important role. Your contributions in promoting the savings bond program and your cooperation with the Voluntary Credit Restraint Program are notable examples of your service in placing the national interest above what may be, at times, your own immediate personal interests.

As leaders in the financial and business life of your communities, you are the pivot around which much of the thought and activity of this region revolves. Through your familiarity with the needs and prospects of your local communities, you have it in your power, as few others have, to contribute to the root-strength of our Nation. I have full confidence in your ability to assist this country in meeting the challenge which lies ahead for America and the other democratic nations. For all these reasons, I welcome this opportunity to talk over with you some of the grave problems that confront us all at the present time.

Today, we and the other free peoples of the world are faced with a grave threat to our liberties. The all-important task before us, and the task which necessarily must dominate our national actions, is the need for building impregnable defenses

against the threat of Communist aggression. The Red attempt to crush Korea by the brutal use of military power has made us all keenly aware of the consequences for the future of America if the Communist menace is permitted to go unchecked. If we stood by with folded arms and allowed Red imperialism to have free rein, all of the material gains which have resulted from our free enterprise system would be wiped out. Every freedom which we cherish would be destroyed. Our democratic way of life would be crushed beneath the yoke of tyranny. We owe it to ourselves, to our future generations, and to the past generations who fought and died for our freedom, to oppose this threat with all our strength.

There have been other times when our Nation has been faced by threats to its peace and security. We have engaged in costly wars in the hope that by one supreme effort we could end such threats once and for all. Yet, we face graver threats now than ever before in our history, and we must defend ourselves against the most sinister tactics ever employed by the enemies of freedom. This requires that we continue firmly to resist being compromised, at the expense of our real goal of peace with freedom and justice throughout the world. For without freedom and justice, there can be no lasting peace.

The Communist "waiting" tactics with which we have to cope rely, first, on the use of internal subversion to weaken the victim, followed by the threat or open use of military force to complete the grab whenever the Communists believe that the democracies have lost the will or lack the means to take a stand.

Fighting such tactics is still something new to us, and the job ahead promises to be long and arduous. Yet, we have already made notable progress in building a world based upon the rules of law and justice in which men can live in freedom and tranquility. Just over three years ago, on April 4, 1949, twelve nations of Europe and North America, including our own Nation, met together to sign the North Atlantic Treaty for the purpose of preserving peace and defending freedom. In the short space since then, the North Atlantic community has grown steadily in strength and unity, and has expanded its scope to include Greece and Turkey. If we continue the vigorous sustained effort we have begun to provide mutual self-protection, we can foresee clearly the time when our common military defenses will be strong enough to defend us against any attack.

I have had the privilege of being associated with some of the steps we have taken toward more effective international cooperation. Since last September, I have attended meetings in Ottawa, Rome, and Lisbon of the North Atlantic Treaty Organization's Council. The Council is composed of the foreign ministers, defense ministers, and finance ministers of the North Atlantic countries. Each of these countries has its own individual problems of participation in defense, but these problems have not stood in the way of progress. It has been inspiring to see among the ministers at these Council meetings the high spirit of cooperation and of determination to shoulder to the limit of their abilities their part of the mutual defense burden. The sincere efforts and sacrifices they have made in the common interest seem to me to augur well for the future of democracy.

To assure the success of the mutual defense program, however, we particularly must continue to keep our own economy strong and growing, as a key barrier to Communist aggression. On the production side, this means that we must both produce the arms that are needed immediately and continue to increase our productive power. On the financial side, it means that we must do all we can to prevent either inflationary or deflationary forces from developing, and to continue to build our productive capital.

For some months we have had a period of general price stability following the sharp increases in prices that occurred after the invasion of Korea and the Chinese intervention there. Wholesale prices, as shown by the Department of Labor all-commodity wholesale price index, levelled off in February 1951, and have since declined on net balance. The index of consumer prices, which continued to rise after that time, although more slowly than before, began to level off last December. Nevertheless, we must remain alert against further inflationary pressures which may develop, particularly in view of the fact that the Government will be operating with a cash deficit instead of a surplus. The deficit, and the possibility of a recurrence of inflationary pressure, however, will be smaller than previously anticipated because of the military "stretch-out" embodied in the decision to proceed somewhat more slowly with the defense program than was originally planned. This will make it easier to maintain a strong and healthy economy and to assure the maximum of military strength over the long run.

I said the job will be an easier one, but I must hasten to add that it will not be an easy one. Federal budget estimates are subject to revision as this year pro-

gresses, but whatever the final figures turn out to be, the Treasury will have to raise substantial funds to meet the deficit arising from the Nation's military preparedness expenditures. The Treasury has been making extensive analyses of the money and investment markets and has been discussing our problem with representatives of the Federal Reserve System and of leading investor and financial groups. There has been general agreement among all these groups that as much as possible of our borrowing requirements should be met from nonbank sources, that is, from individuals, nonfinancial corporations, and institutional investors such as life insurance companies and pension trust funds. Despite this strong agreement as to the desirability of borrowing the necessary amounts from nonbank investors, there have, however, been widespread differences in the recommendations as to how to go about securing the funds.

Some of these proposals have been widely reported and discussed in the press and elsewhere. For example, in recent months various groups and individuals suggested changes in the terms of savings bonds or the issuance of entirely new types of savings bonds. It has also been suggested that the Treasury should meet part of its new money needs by further increases in its weekly bill offerings, or by offering additional certificates or short notes. On the other hand, it has also been recommended that the Treasury ought to put more reliance on borrowing in the long-term area, and the issue of both marketable and nonmarketable long-term securities has been proposed.

We are of course considering all the possibilities, and announcements will be made as rapidly as the Treasury's policy decisions are made.

Two of these announcements have been made during the past week. The first concerned savings bonds, and the other announced the offering for a limited period of additional amounts of 2½ percent Treasury bonds, originally issued in April of last year. These offerings are part of the Treasury's program to raise as much of the required funds as possible from nonbank sources.

Here are some of the highlights of the modernized savings bond program. All E bonds sold on and after May 1st of this year will earn 3 percent interest, compounded semiannually, if held to their new maturity of 9 years and 8 months. Interest on these bonds begins at the end of 6 months and accrues at a higher rate in the earlier years of holding than previously was the case. The yearly limit on new purchases of these bonds has been raised from \$10,000 to \$20,000 maturity value.

Likewise, all Series E bonds reaching their original maturity on or after May 1, 1952, if not cashed, will continue to earn interest for a period not to exceed 10 more years at a rate of approximately 3 percent, compounded semiannually, regardless of when the holder redeems his bond during the extended period.

As a companion to the discount E bond, an entirely new current income bond, designated Series H, will be issued on June 1, 1952. It will be issued and redeemed at par and interest will be paid semiannually, by check, on a graduated scale of rates similar to that applied to the new E bond. Like Series E bonds, the new Series H bonds will be issued only to individuals; will have the same 9 year, 8 month term; and will have the same annual purchase limit of \$20,000 maturity value. Unlike E bonds, however, they must be held six months, rather than two, before they can be redeemed, and a month's notice of intention to redeem will be required. These bonds will be issued and redeemed only by Federal Reserve Banks and branches and at the Treasury. The smallest denomination issued will be \$500.

Substantial changes have also been made in the Series F and G savings bond picture. Effective May 1, these bonds were superseded by Series J and K bonds respectively. The new series differ from the old series primarily in their interest rate schedules. They will pay 2½ percent if held their full 12 years to maturity, and will pay much higher intermediate yields than the F and G bonds. The combined annual purchase limit on the Series J and K bonds has been raised to \$200,000, as compared to \$100,000 for the F and G bonds.

The new program which I have just outlined is one to which we have given a great amount of study and one which we are confident will encourage substantial new investment by individuals in United States savings bonds.

Announcements will be made in due course with respect to other types of securities which the Government will issue to meet its borrowing requirements. But, regardless of how the complete financing program develops, and what securities the Treasury offers, our objective will be to maintain investor confidence in Government securities. It is our responsibility not only to promote the purchase of new Government securities by nonbank investors, but also to encourage these

groups to retain their current holdings. We shall also be alert to possible changes in the economic situation, and be prepared to try to make balanced use of all the tools available to us, in addition to debt management and credit policies, to hold in check the development of inflationary or deflationary forces.

In meeting the situations that face us in the year ahead, we are going to be better prepared to handle our debt management operations through our sharing of views and experiences. You, too, are going to come out with better answers to your banking problems in just the same way, and that is by getting together and applying your joint experience and understanding to the solution of those problems. The power of America is the power of its people, throughout the length and breadth of this land, thinking together and working together for the common good. We have forged a great Nation. We have risen to our position of world power because we were willing to give more than we expected in return. By doing so, we have found material enrichment and the greater satisfaction of accomplishment in building for the future. So long as we hold fast to our ideals, our Nation and the freedom and justice under law which it symbolizes need have no fear of the future.

Exhibit 40.—Address by Secretary of the Treasury Snyder before the Tennessee State Exchange Clubs, Memphis, Tenn., June 13, 1952

It was a great pleasure for me to accept the invitation of your Convention Chairman, Mr. Alburty, to be with you here today. I am always delighted to return to this part of the country which holds many personal memories for me. As you may know, I was born and began my banking career in the neighboring State of Arkansas and received part of my education here in Tennessee at Vanderbilt University.

I am especially happy to be here because it gives me an opportunity to extend personally to each of you the thanks of all of us in the Treasury Department for your fine cooperation in helping to assure the continuing success of the savings bond program. The National Exchange Club, through its able representative on our Savings Bonds National Organizations Committee—Herold M. Harter—has been among the foremost in offering volunteer assistance.

The Exchange Clubs have done a remarkable job on every project they have undertaken, whether on the national or local level. And at this time, with the challenge to democracy more serious than ever before, it is inspiring to know that in addition to promoting the savings bond program, Exchange Clubs are also giving vigorous support to programs for better citizenship. The Chairman of your Citizenship Study Panel, Arthur W. Taylor, has recently said, "American citizenship means self-confidence, independence, responsibility, leadership, and respect for the rights of others." With much of the world subjected to Communist tyranny, it is of utmost importance that each new generation of Americans be educated and encouraged to assume the responsibilities of citizenship. The positive program of the Exchange Clubs is an important element in making Americans more fully aware of the meaning of democracy and the responsibilities of those who enjoy its benefits.

The Communist aggression in Korea is a clear threat to our liberties and to our democratic way of life. Open use of military force to impose a Red dictatorship upon a freedom-loving people has brought our primary task sharply into focus. It is a task which must necessarily dominate our national actions—to build impregnable defenses against the Communist conspiracy to achieve world domination.

While the road ahead may still be long and difficult, we have already made substantial progress in building the defenses of the free nations against both external aggression and internal subversion. We are well along the way in erecting a foundation on which we can build a world based upon law and justice, in which men can live in freedom and tranquility.

We made a start on this foundation even before the termination of World War II, with the formation of the United Nations Organization. Economic aid furnished by our country to other nations has been an important factor because it has helped those countries to revitalize their own economies, which are truly our first line of defense. Another significant step was the formation of the North Atlantic Treaty Organization. Since its establishment in 1949, NATO has grown steadily in strength and unity.

Our own Nation necessarily has had to bear a substantial part of the mutual defense burden up until now. In assuming that burden, we are confronted by the

challenge that, while doing so, we must manage our internal affairs in such a way that our economy will be kept strong and healthy, steadily growing and steadily more productive.

There are some, of course, who feel that this country is trying to do too much. They feel that the expenditures required by the defense program will not only fail to save our country, but will do it harm. They feel that we cannot carry on against the aggressor in Korea, we cannot build up our military establishments, we cannot provide military and economic aid to our NATO allies, we cannot increase our productive equipment and, at the same time, continue to maintain a sound civilian economy.

But frankly, I am convinced that the goals that have been set are attainable. The job can be done, and it must be done. We have only to look at our past to see that our abilities are sufficient for the job ahead of us. In the annals of history, no other nation has made the industrial, economic, and technological progress that this country has made since the end of World War II. No other nation has ever raised the living standards of its people so high in so short a period of time. More homes have been built, more automobiles have been produced, more clothing and household goods have been manufactured and distributed than in any other six-year period of time.

Dramatic strides have been made here in Tennessee, throughout all the South, and throughout the whole Nation. They add up to an achievement unprecedented in its magnitude. Here are some significant examples; since 1941 the total volume of national production has increased by more than one-third. Private industry has expanded its plant and equipment by over \$160 billion. Employment and personal incomes have been at record levels. There has been tremendous development of new techniques, new processes, and new materials. They are the product of our intensive war and postwar research. They promise future developments which will certainly be as great as those of the past. Scientific research is continually opening new doors to opportunity.

In this country we have constantly striven to spread the benefits of science and technology, of improved techniques and improved ways of using our resources, among all of our people. This has meant volume production. It has meant a broadly based mass market for the products of American industry and agriculture.

In the Treasury, we are obliged to keep closely in touch with developments and prospects in the business world, because the volume of business activity has a very considerable effect on national income, Government revenues, security prices, debt management policies, and other important Treasury activities.

Although our total national production of goods and services is at the highest level on record, in recent months there has been some apprehension among businessmen concerning the economic outlook. In part, this stems from a lower volume of sales in certain consumer goods during the past twelve months. In part, it stems from a different problem—the outlook for business conditions and the general economy after the peak of defense production has been passed. These two distinct sources of business anxiety call for separate analysis.

When people rushed to stock up consumer goods after Korea, they set in motion a train of inevitable consequences. Since the first quarter of last year, the civilian economy has been going through a corrective period in an effort to get back to normal demand and supply relationships. Retail sales leveled out, after receding from their previous excessive levels. Manufacturers of many consumer goods found their orders curtailed, and were obliged to cut back production sharply. The civilian economy has gone through a full year of this corrective adjustment, while, at the same time, the resulting slack has largely been taken up by the expanding defense program.

Signs are now becoming evident that the adjustment in the civilian economy may be nearing an end. Total inventories of retail stores have been substantially reduced over the past year, and are now not far from normal in relation to current sales. The basic commodities price index during May showed the first evidence of firmness since last December.

A major concern among businessmen over the past year has been a comparative lack of buying interest at the retail level. Retail buying, however, recently has begun to show noticeable improvement, as evidenced by the fact that personal consumption expenditures in the first quarter of this year were at an annual rate \$3 billion above those of the previous quarter.

There is a sound basis for this. For more than a year, purchases of consumer goods have been considerably below normal in relation to personal income after taxes. This is an important indication of underlying strength in the business

outlook. Instead of buying new goods, people have been using part of their current incomes to meet installment payments on previous purchases. They also have been using up much of the goods they bought in the wave of excess buying which followed the outbreak of war in Korea. At the same time, many articles bought at that time are now beginning to reach the replacement stage. Such replacement, in many cases, will probably be somewhat hastened by the new models which manufacturers are putting on the market this year in competitive sales programs.

The reluctance of the public to increase their purchases in recent months certainly has not been due to lack of purchasing power. On the contrary, people have been putting a larger than normal proportion of their incomes into savings. This increased saving means a greater volume of potential purchasing power for the future.

The longer-term business outlook, after defense production has passed its peak, is equally encouraging. There has been considerable concern among businessmen that a slackening in defense spending may mark the beginning of an important downturn in business activity. I cannot agree that any such downturn must necessarily occur.

It is true that the rearmament program is providing a substantial source of temporary additional demand. It has of course increased production and employment in some industries. It has been an important factor in the expansion in capital investments in new plant and equipment. But an armament program also carries with it important offsetting factors. These are increased production costs, interference with the normal flow of materials, and curtailment of nondefense construction. These offsetting factors prevent a full and free development of the civilian economy. Termination of the defense production program will release important strengthening factors for civilian production and demand.

Heavy defense expenditures, however, will probably be needed for several years more. This will permit business and industry to make a gradual transition, and to correct any imbalances that may be present now.

The fact that caution is being shown now by businessmen is an important factor of strength for the future. They are carefully checking their production and markets in order not to become overextended, and they are making a more careful analysis of the advantages of future opportunities. This same cautious attitude was one of the most potent factors of continued strength during the very modest business adjustment in 1949 and early 1950.

We can be encouraged in the long-term trend of business because we are not living in a static economy, but in a strongly dynamic one. Surprisingly few people realize how rapidly our population is growing. In a country with our natural and financial resources and our technical ability, an expanding population helps stimulate an expanding economy. Our domestic market for all kinds of goods has been enlarged by an additional 2,700,000 people in the past year alone. This is equivalent to the population of a new state the size of Florida, or Iowa, or Louisiana. These people require new homes, new consumer goods, new industrial capacity, municipal development, transportation, and all the equipment for modern living.

Another dynamic factor in the national economy is the accelerating rate of growth in new scientific discoveries and new industrial techniques. These promise opportunities for increased industrial activity and new capital investment in the years ahead.

My belief in the Nation's economic future is materially strengthened by the fact that our modern American economy is toughly resistant to shock. During the past decade, we have demonstrated the resilience of our economy. In record time, business and industry were converted into a multi-billion dollar war production machine during World War II. Later, with a minimum of friction, they were quickly reconverted to a peacetime economy with record high levels of production and employment. Then, with little apparent difficulty, they were again placed on a partial wartime basis following the outbreak of the war in Korea. Such achievements were possible because our economy has developed a high degree of adaptability. When the free people of a democracy take an active and interested part in shaping the surroundings in which they live, there inevitably is a constant stream of new ideas, new processes, and new ways of doing things. These help develop a flexible and a strong economy.

This country's remarkable record of achievement is due primarily to the fact that here in America we have created an environment in which individual initia-

tive and scientific genius can flourish. No man is told whether he must plow a farm or work in a factory, or whether his children shall or shall not be permitted to enter schools of higher learning. He is not told what he must think or what pattern his life must take. He is still free to hitch his wagon to the star of his own choosing. Both he and society benefit from his aspirations and his efforts.

As a result of this, America is a powerful nation. Part of America's power grows out of her great wealth of natural resources. But such resources by themselves cannot make a great economy. The key to this country's power lies in the tremendous productive capacity created through the work of millions of people living under an enterprise economy.

Today a substantial proportion of our national productive power is dedicated to the cause of preventing Communist aggression. More than \$30 billion of our production in 1952 will be for this purpose, and the trend will continue upward. As presently scheduled, the program will reach a plateau in 1953 which will be maintained through 1953 and 1954.

Part of these defense expenditures will have to be financed by borrowing. The manner in which these additional funds are borrowed will be of great importance to our economy.

When I took oath of office as Secretary of the Treasury on June 25, 1946, I made this statement: "It is the responsibility of the Government to reduce its expenditures in every possible way, to maintain adequate tax rates . . . and to achieve a balanced budget—or better . . ." For the six years, since then, taken as a whole, I can fortunately say that our national finances will have been "better" than balanced. By that I mean that the total revenues of our Government have exceeded expenditures by about \$2 billion. This six-year surplus has been achieved in spite of the sharp changes that have taken place in our economy as we shifted at the end of World War II from armament to disarmament, and now back to rearmament.

In a few weeks, however, the Federal Government will begin to run a deficit because of the mounting defense expenditures. The amount involved is not definite, but it will likely be substantial. It is my responsibility, as Secretary of the Treasury, to raise the necessary funds. But it is equally my responsibility to see that the methods used are such as to make the maximum contribution to the continuing development of our economy.

We have been and are exploring all the possible methods of raising these funds.

One of the steps we have recently taken, which is of particular interest to you, was to increase the attractiveness of savings bonds both to investors in small denomination bonds and to the larger investors as well.

The savings bond program has had great success in promoting thrift in the post World War II period. This is evidenced by the fact that the cash value of Series E savings bonds outstanding today is greater than at any period in history. This great accomplishment has been due strictly to the keen interest the public has taken in the savings bonds program. For it has actually been sustained by the volunteer work of individuals and businesses of this country. The small staff of paid employees of the Savings Bonds Division alone could not have done the job that has been done. They alone cannot do the job that still needs to be done. The Treasury must rely on the help of individual citizens and organizations such as yours, for only with that help can the program measure up to its fullest potential.

It takes hard work, right down the line, to do the job which the Exchange Clubs have done in supporting the savings bond program. Every one of you who has contributed his efforts in behalf of this program helped earn the Defense Bond Flag the Treasury was pleased to present to the National Exchange Club at its convention in Miami last October.

With the enthusiastic approval and support of the citizens of this country, and with the continued efforts of volunteer organizations like your own, the United States savings bonds program will continue to be a major element supporting the future stability and growth of business and industry.

The Treasury's management of the public debt and the encouragement of savings are vital to maintaining a strong and healthy economy. This is true at all times, and it is particularly important during this period of increased expenditures for national defense. Sound debt management and the increasing savings of the public provide one of the strong bulwarks in maintaining good business conditions in the years that lie ahead. The power of this country, and the future of America, are to be found in the willingness of its people to plan together and work together for the common good. In a little more than 175 years, this country

has been forged into a great Nation and has risen to a position of world leadership. In doing so, America has also assumed great responsibilities which must be intelligently and constructively met. The problems which we have to face today are difficult, but they are not insurmountable. As long as this Nation can call upon the resourcefulness, the imagination, and the flexibility of its people, it will survive and prosper, and assure a better future for all mankind.

Exhibit 41.—Address by Secretary of the Treasury Snyder before a conference of New Jersey employers at Spring Lake, N. J., August 20, 1952

I know that everyone of you shares my appreciation of the thoughtfulness and generous hospitality of our host, State Savings Bonds Chairman Elmer Bobst. I am sure all of us realize that there are no bounds to the State Chairman's enthusiasm for the savings bonds program, the promotion of which in New Jersey this fall is the occasion for this gathering. The Chairman's untiring efforts to strengthen the economic sinews of America through advancement of individual thrift is public service of the first order.

For many years now he has been putting the force of his able leadership behind United States savings bonds. He has visited Washington many times to join with other State advisory chairmen in conferences to help chart our bond campaigns. His keen mind has been most influential in these conferences. But his talents are not restricted to an advisory capacity. He has always gone back to his home State after these meetings and translated the national programs into practical results.

Today's gathering here at Spring Lake of the industrial leadership of New Jersey is a tribute to the effective manner in which he prepares to get a job done. With his quarterbacking and your teamwork in support, I am certain the payroll savings enterprise which the State Chairman is calling on his associates in New Jersey industry to undertake will be completely successful.

To my mind one of the most inspiring things about the savings bonds program is the way the people of this country have taken it over and made it their own.

The savings bonds program has become the greatest volunteer sales effort in all our history. Hundreds of millions of dollars have been donated by American business to advertise these bonds through all communication mediums. Countless hours of personal time have been taken from busy lives to organize and direct their sale.

There has been sound reason why this was done. It has been done because the people of this country are selling and buying something they believe in—American thrift. United States savings bonds, as symbols of thrift, are a product whose worth they can measure—a product which not only brings greater personal security to themselves and their families, but also helps assure the future security and continued progress of our Nation.

Anyone who wants some concrete evidence of what American thrift has already meant in the advancement of free people and the building of a strong Nation needs only to take a quick tour through your own State. From New Jersey's rich garden farmlands to its industrial plants whose manufactures have brought us dynamic progress and brought your State and citizens world renown—from the modern homes in your cities and along your countrysides, to your halls of learning, offering the finest in educational opportunities for your children—all these things are directly attributable to American thrift.

True, the industrial advancement of this State, which has brought in its wake such great opportunities for your people, has been sparked by men of vision and genius—men such as Alexander Hamilton, our first Secretary of the Treasury, who foresaw the great benefit that would come to our people through the development of manufactures, and who established on the present site of Paterson the Nation's first manufacturing community—men such as Thomas Edison, "The Wizard of Menlo Park," whose inventions went into the hundreds and whose genius ushered in a new industrial age for mankind. But behind the vision and genius of men such as these have been men of practical application, who furnished the capital to translate ideas and dreams into reality. Those who have furnished the capital to forge our great Nation into the world power that it is today have not simply been men of great wealth. They have been just as much the little people of this Nation, whose cumulative savings have added up to big money—money which directly or indirectly found its way into the capital formation of our free enterprise system.

Not only in New Jersey but on every hand in this great land of ours may be seen the impressive results of the practice of American thrift. And it gives me, as I know it gives you, heart-warming satisfaction to know that in promoting the sale of United States savings bonds we are helping to carry forward this great American principle of saving and building for the future.

The promotion of thrift is the underlying concept of the savings bonds program. At the same time, however, there is an equally important correlative benefit which savings bond sales promote. That is, savings bond owners become financial shareholders in their country and, as such, take a more active part in the affairs of their Nation.

As you men of business know, when a man becomes a stockholder in a corporation he is personally concerned with the manner in which its operations are conducted, and he is going to make sure his voice is heard. Ours is a democracy in which every citizen's voice counts, but he is much more likely to exercise his American birthrights and take an active part in the affairs of our Nation when he has a financial stake in its future.

It is important at any time to encourage thrift and greater participation by our people in national affairs. In the present world crisis it is imperative if we are to build impregnable defenses against the forces of Communism which seek to destroy our democracy and enslave a free world.

You are as cognizant as I am of what the Communist menace, if left unchecked, forebodes for the future of America. It is a menace which could destroy all the products of the thinking and the effort so magnificently evidenced in the achievements of our free enterprise system. It could destroy everything that we have done to build up this Nation; it literally could destroy all the way of life that we have fashioned for ourselves. It could blot out, as if they had never existed, the free institutions which have made all of these things possible.

All of this means that we are faced, today, with a new test of citizenship. Our form of government rests squarely on the concept of individual responsibility for national policies and programs. We do not operate under authoritarian decrees. Every national program, to be successful, must represent the will of the people—and this means full public understanding and full public support. It is clear that our present situation—one which is short of all-out war, but which brings many of the burdens of a war period—requires a tough and long-lasting brand of patriotism. It requires a new degree of statesmanship on the part of each individual—not just their representatives and leaders in Washington. All of us—military and civilian, businessmen, educators, students, farmers, and those of us in Government—must individually determine to take whatever actions are necessary to keep our domestic defenses at full strength, and our productive power unimpaired.

The systematic purchase of United States defense bonds offers one of the very best ways in which every American can play an important part in assuring America's strength in these crucial days. The dollars they save are building power for the Nation—not only economic power to back up our great defense effort, but a reservoir of purchasing power for the future stability and prosperity of our Nation when the present emergency is over. For bare physical survival is not enough. We must continue to build, as we have always built, for the future.

Moreover, in a period like the present, when employment is high and incomes are high, individuals are provided a golden opportunity for building up their financial reserves. Everyone needs such reserves to provide for emergencies, to meet expenses such as the education of their children or the purchase of a home or automobile, and to provide for a happier and more enjoyable old age. The safest way and the surest way for the wage earners of America to build up such a reserve is to sign up for the regular purchase of United States savings bonds through the payroll savings plan.

Savings in the past have built the great total of United States savings bonds outstanding today. That total is \$58 billion—\$9 billion higher than the amount outstanding at the end of World War II. Individual holdings of E bonds alone account for \$35 billion of the total—\$4 billion more than at the close of the war. This is big money owned by millions of small capitalists. Every effort that we make to increase participation in this vital program means that we are helping to assure a lot more of the kind of thrifty capitalism that has brought us great prosperity and progress and that will insure an even greater America of the future.

The people of New Jersey are by tradition great believers in their future and in America's future. Your history is replete with indelibly written contributions to America's economic development. What is more important, your faith in America's future is constantly enlarging those contributions.

Men of genius and vision are busily at work in your great industrial laboratories and research centers bringing forth scientific discoveries that are constantly opening up new economic frontiers for America. These research projects in North Jersey alone represent about one-tenth of the entire Nation's probing into the scientific world of the future, the annual research outlay for this purpose exceeding \$150 million.

We have already had some very pleasant samples in the postwar years of how scientific discoveries devoted to peacetime pursuits can enrich humanity and revolutionize our mode of living. We want to make sure that today's scientific dreams do not die in the test tubes. We want to make sure that today's dreams will again be tomorrow's realities. And we want to make sure that we are going to be able to enjoy them: American thrift is our best assurance.

In closing, I want to express my pleasure in meeting with you, and to thank you for your leadership in the payroll savings program. I know that you are going to make New Jersey's industrial drive a real success. It is something in which we, as individuals, can believe and something of which we can measure the merits. I know that through your efforts and the efforts of the volunteers who work with you, the results of your campaign this fall will be highly gratifying.

Organization and Procedure

Exhibit 42.—Treasury Department orders relating to organization and procedure

NO. 83, REVISED JULY 18, 1951, DESIGNATION OF MEMBERS OF THE TREASURY DEPARTMENT LOYALTY BOARD

In accordance with the provisions of Treasury Department Order No. 82 (Revised) the following are designated as members of the Treasury Department Loyalty Board: Mr. James H. Hard II, Chairman, with Mr. Joseph A. Jordan as his alternate; Mr. Hugo A. Ranta, Legal Member, with Mr. George F. Reeves as his alternate; and Mr. William T. Heffelfinger, with Mr. Byron S. Beall as his alternate. Miss Jane M. Cullen is designated as Secretary for the Board. An attorney designated by the General Counsel shall act as Hearing Advocate.

All officers and employees of the Department are directed to comply with requests of the Board for information and cooperate with the Board to the fullest possible extent.

E. H. FOLEY,
Acting Secretary of the Treasury.

AMENDMENT SEPTEMBER 21, 1951, TO TREASURY DEPARTMENT ORDER NO. 93

By virtue of the authority vested in me, under Reorganization Plan No. 26, approved July 31, 1950, and as Secretary of the Treasury, Order No. 27, dated November 30, 1939, circular of the Administrative Assistant to the Secretary of January 16, 1940, and all amendments or modifications thereof are hereby revoked.

Order No. 93, dated September 26, 1947, which created the Office of Administrative Services and established thereunder the Division of Treasury Space Control, is hereby amended by abolishing the Division of Treasury Space Control, and establishing in lieu thereof the Division of Buildings Surveys, Office of Administrative Services.

There is hereby delegated to the Administrative Assistant Secretary all authority pertaining to matters of the acquisition, retention, or release of Federal and commercial space and management thereof, affecting quarters necessary for the housing of all Treasury Department activities.

The Administrative Assistant Secretary is further empowered, within his discretion, to redelegate such authority and to authorize further redelegation thereof, and to issue such regulations and procedures as may be necessary from time to time to carry out the provisions of this order.

JOHN W. SNYDER,
Secretary of the Treasury.

No. 102, REVISED JUNE 10, 1952, DESIGNATION OF FAIR EMPLOYMENT OFFICER

1. Effective this date, Maurice E. Roebuck is designated Fair Employment Officer vice James H. Hard who has been assigned to other duties.

JOHN W. SNYDER,
Secretary of the Treasury.

No. 108, REVISED OCTOBER 24, 1951, DELEGATION OF AUTHORITY TO RECOMMEND APPROVAL OF APPLICATIONS FOR RETIREMENT

1. Pursuant to requirements of Public Law No. 879, 80th Congress, authority to recommend approval of applications for retirement is delegated as follows:

(a) To heads of bureaus, offices, and divisions for applications submitted by employees who have served honorably and who occupy positions within the scope of standards furnished to the Civil Service Commission. The privilege of early retirement provided by this law will be denied to employees otherwise qualified who resign or apply for retirement to avoid disciplinary action.

(b) To the Director of Personnel for other applications.

2. Each recommendation will include the following statement: "The Secretary of the Treasury recommends approval of the retirement of this employee in accordance with the provisions of the act of July 2, 1948 (Public Law No. 879, 80th Congress)."

3. The Director of Personnel will issue such instructions as may be necessary.

JOHN W. SNYDER,
Secretary of the Treasury.

AMENDMENT, MARCH 21, 1952, TO TREASURY DEPARTMENT ORDER NO. 123

1. Mr. Malachi L. Harney is hereby appointed as a member of the Treasury Department Deferment Committee vice Mr. James J. Maloney.

2. Mr. Hugo A. Ranta is hereby appointed as the alternate to Mr. John K. Carlock, vice Mr. Donald A. Hansen.

3. Treasury Department Order No. 123, dated August 8, 1950, is amended accordingly.

JOHN W. SNYDER,
Secretary of the Treasury.

No. 137, AUGUST 23, 1951, DELEGATION OF AUTHORITY TO THE COMMISSIONER OF CUSTOMS TO APPROVE THE AMOUNTS OF BONDS REQUIRED OF CUSTOMS OFFICIALS AND EMPLOYEES

By virtue of the authority vested in me by Section 2 of the Reorganization Plan No. 26 of 1950, there is hereby delegated to the Commissioner of Customs the authority to approve the amounts of bonds required of Customs officials and employees to insure the faithful performance of their duties, effective September 1, 1951.

In determining the amounts of the bonds of collectors of customs and deputy collectors in charge, the amount of the bond shall be determined in accordance with the formula established by Executive Order No. 9470, dated August 25, 1944.

JOHN W. SNYDER,
Secretary of the Treasury.

No. 138, SEPTEMBER 26, 1951, DISCONTINUATION OF CERTAIN FUNCTIONS OF THE BUREAU OF THE PUBLIC DEBT WITH RESPECT TO DISTINCTIVE AND NONDISTINCTIVE PAPER AND CERTAIN PAPER CURRENCY AND CONTINUATION OF OTHER FUNCTIONS

1. It is hereby ordered that the maintenance by the Bureau of the Public Debt of:

(a) Controlling accounts relating to distinctive and nondistinctive paper used by the Bureau of Engraving and Printing in its printing operations, and

(b) Controlling accounts relating to United States currency, Federal Reserve notes and Federal Reserve Bank notes

shall be discontinued as of the close of business September 30, 1951.

2. The Bureau of the Public Debt will continue to perform, as heretofore, the functions relating to the audit of distinctive and nondistinctive paper in custody and in process of printing in the Bureau of Engraving and Printing, and the accounts maintained by that Bureau with respect thereto shall hereafter be examined and utilized to the extent necessary in the conduct of prescribed audits. Likewise, the Bureau of the Public Debt will continue to perform, as heretofore, the functions relating to the audit of United States currency, Federal Reserve notes, and Federal Reserve Bank notes, and the accounts maintained by those administrative agencies of the Treasury responsible for the custody, distribution, and other functions relating thereto shall be examined and utilized to the extent necessary in the conduct of prescribed audits.

3. Any Treasury Department order or authority issued prior hereto in relation to the maintenance in the Bureau of the Public Debt of controlling accounts over the classes of items enumerated herein which is in conflict with this order is hereby revoked.

JOHN W. SNYDER,
Secretary of the Treasury.

No. 139, OCTOBER 24, 1951, CONFERRING UPON THE COMMISSIONER OF INTERNAL REVENUE THE FUNCTION RELATING TO THE ADMINISTRATION OF REAL ESTATE ACQUIRED BY THE UNITED STATES

By virtue of the authority vested in me as Secretary of the Treasury by Reorganization Plan No. 26 of 1950, there is hereby conferred and imposed upon the Commissioner of Internal Revenue the function performed by the Secretary of the Treasury under Sections 3795 (b), 3795 (c), and 3795 (d) of the Internal Revenue Code relating to the administration of real estate acquired by the United States. The function herein conferred and imposed upon the Commissioner of Internal Revenue may be exercised by any officer or agent of the Bureau of Internal Revenue who is so authorized by the Commissioner.

JOHN W. SNYDER,
Secretary of the Treasury.

No. 140, REVISED FEBRUARY 21, 1952, DELEGATION OF AUTHORITY WITH REGARD TO THE DESIGNATION OF OFFICERS AND EMPLOYEES TO CERTIFY VOUCHERS TO DISBURSING OFFICERS

By virtue of the authority vested in me by Section 2 of Reorganization Plan No. 26 of 1950, there is hereby delegated to the heads and acting heads of the bureaus and offices of the Treasury Department the authority vested in the Secretary of the Treasury by Sections 1 and 2 of the act of December 29, 1941, as amended (U. S. C., title 31, secs. 82b and 82c) to designate, in writing, officers and employees to certify vouchers to disbursing officers for payment from funds under their respective jurisdiction, to revoke the designations of officers and employees to certify such vouchers, and to require designated officers and employees to give bond to the United States in amounts consistent with the provisions of Section 3 of Treasury Department Circular No. 680, dated February 16, 1942, as amended.

The authority delegated above may be redelegated by the head or acting head of a bureau or office to not more than one responsible subordinate official thereof and, if so desired, to a person performing the duties of such subordinate official in his absence.

E. H. FOLEY,
Acting Secretary of the Treasury.

NO. 141, NOVEMBER 16, 1951, DELEGATION OF AUTHORITY TO THE CHIEF, U. S. SECRET SERVICE TO PROMULGATE REGULATIONS RESPECTING THE PAYMENT OF HOLIDAY PAY TO MEMBERS OF THE WHITE HOUSE POLICE FORCE

By virtue of and pursuant to the authority vested in me by Section 2 of Reorganization Plan No. 26 of 1950, there is hereby delegated to the Chief, United States Secret Service, the authority conferred upon the Secretary of the Treasury by Section 3 of the act of October 24, 1951, Public Law 195, 82d Congress, to promulgate regulations respecting the payment of holiday pay to members of the White House police force when their work on holidays occurs within their regular tour of duty.

E. H. FOLEY,
Acting Secretary of the Treasury.

NO. 142, NOVEMBER 30, 1951, TRANSFERRING THE FUNCTIONS OF THE DIVISION OF SAVINGS BONDS, BUREAU OF THE PUBLIC DEBT, TO THE U. S. SAVINGS BONDS DIVISION

1. By virtue of the authority vested in me by Reorganization Plan No. 26 of 1950, the functions of the Division of Savings Bonds, Bureau of the Public Debt, are hereby transferred to the United States Savings Bonds Division.

2. The unexpended balances (available or to be made available) of appropriations, allocations, and other funds of the Bureau of the Public Debt necessary for the performance of the functions transferred by paragraph 1 are hereby transferred to the United States Savings Bonds Divisions.

3. All records, property, and personnel utilized by the Bureau of the Public Debt for the performance of the functions transferred by paragraph 1 are hereby transferred to the United States Savings Bonds Division.

E. H. FOLEY,
Acting Secretary of the Treasury.

NO. 143, DECEMBER 6, 1951, TRANSFERRING TO THE COMMISSIONER OF INTERNAL REVENUE THE FUNCTIONS AND DUTIES NOW PERFORMED BY COLLECTORS OF INTERNAL REVENUE IN CONNECTION WITH TOBACCO AND OTHER TAXES IMPOSED UNDER CHAPTER 15 OF THE INTERNAL REVENUE CODE

By virtue of the authority vested in me as Secretary of the Treasury by Reorganization Plan No. 26 of 1950, there are hereby transferred to the Commissioner of Internal Revenue the functions and duties now performed by collectors of Internal Revenue in connection with tobacco and other taxes imposed under Chapter 15 of the Internal Revenue Code.

The functions and duties herein transferred to the Commissioner of Internal Revenue may, at his discretion, be delegated to subordinates in the Bureau of Internal Revenue service in such manner as the Commissioner shall from time to time direct.

This order will become effective as of January 1, 1952.

E. H. FOLEY,
Acting Secretary of the Treasury.

NO. 144, DECEMBER 10, 1951, ORDERING THE BUREAU OF ACCOUNTS TO LIQUIDATE THE OUTSTANDING AFFAIRS OF THE PRESIDENT'S COMMISSION ON INTERNAL SECURITY AND INDIVIDUAL RIGHTS AND ORDERING THE OFFICE OF ADMINISTRATIVE SERVICES TO HANDLE THE PERSONAL PROPERTY OF THE COMMISSION

By virtue of the authority vested in me by Executive Order No. 10305, dated November 14, 1951, and Reorganization Plan No. 26 of 1950, it is ordered as follows:

1. Except as provided for in paragraph 2, the Bureau of Accounts shall liquidate the outstanding affairs of the President's Commission on Internal Security and Individual Rights.

2. The Office of Administrative Services shall handle the furniture and other personal property of the Commission.

E. H. FOLEY,
Acting Secretary of the Treasury.

NO. 145, DECEMBER 11, 1951, DELEGATION OF AUTHORITY TO THE HEADS OF THE BUREAUS OF THE TREASURY DEPARTMENT WITH RESPECT TO CLAIMS UNDER THE FEDERAL TORT CLAIMS ACT AND THE SMALL CLAIMS ACT AND TO THE COMMANDANT OF THE COAST GUARD WITH RESPECT TO CLAIMS UNDER THE COAST GUARD CLAIMS ACT AND THE DAMAGE BY COAST GUARD VESSELS ACT

There is attached herewith Treasury Department Order No. 145 which delegates to the heads of the bureaus the Secretary's authority to settle claims under the so-called Federal Tort Claims Act and to consider and determine claims under the so-called Small Claims Act. The order further delegates to the Commandant of the Coast Guard authority under the so-called Coast Guard Claims Act and the so-called Damage by Coast Guard Vessels Act. The order further provides for redelegation by the heads of the bureaus and the Commandant of the Coast Guard of any or all authority delegated by the order.

In connection with the settlement of claims under the so-called Federal Tort Claims Act, General Regulations No. 110 of the General Accounting Office requires that the autographic signature of persons authorized to settle claims under this act shall be supplied to the Comptroller General of the United States. It is, therefore, requested that the heads of the bureaus supply to the General Accounting Office such autographic signatures together with copies of any orders redelegating the authority to settle such claims.

WILLIAM W. PARSONS,
Administrative Assistant Secretary.

By virtue of the authority vested in me as Secretary of the Treasury by Reorganization Plan No. 26, 1950, it is hereby ordered as follows:

1. The heads of the bureaus are hereby delegated the following authority with respect to claims arising out of their respective activities:

- (a) The authority under 28 U. S. C. 2672;
- (b) the authority pursuant to the act of December 28, 1922, 42 Stat. 1066, to consider, ascertain, adjust, and determine claims.

2. The Commandant of the Coast Guard is hereby delegated the following authority with respect to claims:

- (a) The authority under 14 U. S. C. 645;
- (b) the authority under 14 U. S. C. 646 where the settlement does not exceed \$1,000;
- (c) the authority under 14 U. S. C. 647 where the settlement does not exceed \$1,000.

The authority herein delegated to the heads of bureaus and to the Commandant of the Coast Guard may be redelegated by them to any officer or employee of their respective bureaus.

E. H. FOLEY,
Acting Secretary of the Treasury.

NO. 146, DECEMBER 20, 1951, CONFERRING UPON THE COMMISSIONER OF INTERNAL REVENUE RIGHTS, PRIVILEGES, POWERS, AND DUTIES WITH RESPECT TO ANY CLOSING AGREEMENT RELATING TO TAX LIABILITY FOR PAST TAXABLE PERIODS

By virtue of and pursuant to the authority vested in me by Reorganization Plan No. 26 of 1950, there are hereby conferred and imposed upon the Commissioner of Internal Revenue, all the rights, privileges, powers, and duties conferred and imposed upon the Secretary of the Treasury, the Under Secretary of the Treasury, or any Assistant Secretary of the Treasury by Section 3760 of the Internal Revenue Code with respect to any closing agreement relating to the liability of any person (or of the person or estate for whom he acts) respecting any internal revenue tax in any case in which the agreement relates only to tax liability for past taxable periods. The rights, privileges, powers, and duties herein conferred and imposed upon the Commissioner of Internal Revenue may be exercised by any officer or agent of the Bureau of Internal Revenue, including the field service, who is so authorized by the Commissioner, under rules prescribed by him.

JOHN W. SNYDER,
Secretary of the Treasury.

No. 147, JANUARY 17, 1952, ESTABLISHING THE OFFICE OF THE TECHNICAL ASSISTANT TO THE SECRETARY, ENFORCEMENT

By virtue of the authority vested in me as Secretary of the Treasury and Reorganization Plan No. 26, there is hereby established in the Office of the Secretary, the Office of Technical Assistant to the Secretary, Enforcement.

The office shall be headed by a Technical Assistant to the Secretary, Enforcement, selected from the career civil service, who shall report to me through the Under Secretary of the Treasury, who has, and shall have, supervisory responsibility for all Treasury law enforcement operations.

The functions of the Office of Technical Assistant to the Secretary, Enforcement, shall, in general, be, but not limited to:

1. Representation of the Office of the Secretary of the Treasury in operational aspects of all major Treasury law enforcement cases.
2. Formulation, for recommendation to the Secretary of the Treasury, of the basic law enforcement program and policy for execution of the Treasury Department's national and international law enforcement responsibilities.
3. Leadership of two basic Treasury Department boards, i. e.,
 - (a) The Treasury Department Enforcement Technical Board, with the mission of appraising, improving, and developing crime suppression activities and techniques.
 - (b) The Treasury Department Enforcement Management Board, with the mission of controlling and reducing the cost of enforcement operation and improving the management of enforcement activities.
4. Liaison representation of the Office of the Secretary with all other Federal and international law enforcement agencies on all major law enforcement problems.
5. Appraisal, for consideration of the Under Secretary, of the policy performance of Treasury enforcement activities.
6. Direction and expansion of Treasury Enforcement on-the-job Advanced Training.
7. Planning improvement of Treasury Enforcement communications.

The detailed organization and specific missions of the office may be itemized and modified from time to time by the Under Secretary of the Treasury in order to accomplish the foregoing functions with maximum effectiveness.

In effectuating this order, I hereby direct the Under Secretary of the Treasury to draw on all facilities of the Department without limitation except as to restrictions imposed by law.

All Treasury Department orders or directives in conflict herewith are hereby superseded.

JOHN W. SNYDER,
Secretary of the Treasury.

No. 148, JANUARY 31, 1952, SUPERVISION OF BUREAUS OF THE TREASURY DEPARTMENT

1. The following assignments of bureaus of the Treasury Department are hereby ordered:

Under Secretary:

Bureau of Internal Revenue
United States Secret Service
Bureau of Narcotics
Committee on Practice
Tax Advisory Staff
Enforcement

Assistant Secretary (Hon. John S. Graham):

Bureau of Customs
United States Coast Guard
Bureau of Engraving and Printing
Bureau of the Mint

Assistant Secretary (Hon. Andrew N. Overby):

Office of International Finance (including Foreign Assets Control)
Office of the Technical Staff
United States Savings Bonds Division
Office of the Comptroller of the Currency

General Counsel:

Legal Division

Office of the Tax Legislative Counsel

Fiscal Assistant Secretary:

Bureau of Accounts

Office of the Treasurer

Bureau of the Public Debt

Administrative Assistant Secretary:

Office of Budget

Office of Personnel

Office of Administrative Services

2. The following Treasury officials shall report directly to the Secretary:

The Under Secretary

The Assistant Secretaries

The General Counsel

The Fiscal Assistant Secretary

The Administrative Assistant Secretary

The Assistants to the Secretary

The Special Assistant to the Secretary

Director of Information

3. An Assistant to the Secretary, also known as National Director, will supervise the United States Savings Bonds Division and will report to the Secretary through an Assistant Secretary.

4. In case of the absence or sickness of the Secretary, the Under Secretary will act as Secretary of the Treasury. In case of the absence or sickness of the Secretary and the Under Secretary, the senior Assistant Secretary present will act as Secretary. In case of the absence or sickness of the Secretary, the Under Secretary, and the Assistant Secretaries, the General Counsel for the Department will act as Secretary.

5. In case of the absence or sickness of the Fiscal Assistant Secretary, or a vacancy in that office, the Under Secretary will act as Fiscal Assistant Secretary. In case of the absence or sickness of both the Under Secretary and the Fiscal Assistant Secretary, or of vacancies in those offices, the senior Assistant Secretary present will act as Fiscal Assistant Secretary.

6. This order supersedes Treasury Department Circular No. 244, dated February 16, 1948; and all other orders and circulars previously issued with reference to the supervision of bureaus of the Treasury Department.

JOHN W. SNYDER,
Secretary of the Treasury.

NO. 149, MARCH 5, 1952, CONFERRING UPON THE COMMISSIONER OF INTERNAL REVENUE RIGHTS, PRIVILEGES, POWERS, AND DUTIES WITH RESPECT TO THE REMISSION OR MITIGATION OF FORFEITURES

By virtue of and pursuant to authority vested in me by Reorganization Plan No. 26 of 1950, there are hereby conferred and imposed upon the Commissioner of Internal Revenue, all the rights, privileges, powers, and duties conferred and imposed upon the Secretary of the Treasury by (1) Section 3726 of the Internal Revenue Code to remit or mitigate forfeitures incurred or alleged to have been incurred under the internal revenue laws, (2) Section 3615 of Title 18 of the United States Code to remit or mitigate forfeitures incurred or alleged to have been incurred thereunder, and (3) section 4 of the act of August 9, 1939 (U. S. C., title 49, sec. 784) to remit or mitigate forfeitures incurred or alleged to have been incurred under the said act which involve a contraband article covered by section 1 (b) (2) thereof (U. S. C., title 49, sec. 781 (b) (2)). The rights, privileges, powers, and duties herein conferred and imposed upon the Commissioner of Internal Revenue may be exercised by any officer or agent of the Bureau of Internal Revenue, who is so authorized by the Commissioner, under rules prescribed by him.

JOHN W. SNYDER,
Secretary of the Treasury.

No. 150, MARCH 15, 1952, DIRECTING THAT FUNCTIONS TRANSFERRED TO THE SECRETARY OF THE TREASURY BY SECTION 4 OF REORGANIZATION PLAN No. 1 OF 1952 SHALL BE PERFORMED BY THOSE AUTHORIZED TO PERFORM THEM PRIOR TO THE EFFECTIVE DATE OF THE PLAN

By virtue of the authority vested in me by Reorganization Plan No. 26 of 1950, it is directed that functions transferred to the Secretary of the Treasury by Section 4 of Reorganization Plan No. 1 of 1952 shall be performed by the officers, employees, or agencies which were authorized to perform them immediately prior to the effective date of Reorganization Plan No. 1 of 1952, and authorized regulations and procedures with respect thereto in effect immediately prior to the effective date of Reorganization Plan No. 1 of 1952 shall continue in effect until changed by the appropriate authority.

E. H. FOLEY,

Acting Secretary of the Treasury.

No. 150-1, MAY 8, 1952; No. 150-2, MAY 15, 1952; No. 150-3, MAY 15, 1952; No. 150-4, JUNE 23, 1952; AND No. 150-5, JULY 29, 1952, RELATING TO REORGANIZATION OF THE BUREAU OF INTERNAL REVENUE

Pursuant to the provisions of Section 1 of Reorganization Plan No. 1 of 1952, the office of Assistant General Counsel for the Bureau of Internal Revenue, provided for in Section 3931 of the Internal Revenue Code, is abolished, effective upon the entrance on duty of the Assistant General Counsel appointed pursuant to Section 2 (b) of Reorganization Plan No. 1 of 1952.

JOHN W. SNYDER,

Secretary of the Treasury.

By virtue of the authority vested in me by Reorganization Plan No. 26 of 1950, there are hereby transferred to the Commissioner of Internal Revenue, to the extent not heretofore transferred to him, the functions of all officers, employees, and agencies of the Bureau of Internal Revenue, except the functions of the Assistant General Counsel serving as chief counsel for the Bureau of Internal Revenue.

The functions herein transferred may be delegated by the Commissioner to subordinates in the Bureau of Internal Revenue in such manner as he shall from time to time direct.

This order shall become effective as of May 15, 1952.

JOHN W. SNYDER,

Secretary of the Treasury.

By virtue of the authority vested in me as Secretary of the Treasury by Reorganization Plan No. 26 of 1950 and Reorganization Plan No. 1 of 1952:

1. *Abolition of existing offices.*—The abolition of the offices of Collector of Internal Revenue and Deputy Collector for the First and Eighth Collection Districts of Illinois shall become effective as of 12 o'clock midnight, May 19, 1952.

2. *Establishment of District Commissioner.*—Effective as of 12:01 a. m., May 20, 1952, there is hereby established within the State of Illinois, and for such State, an office of District Commissioner of Internal Revenue.

3. *Name and composition of district.*—The District hereby created shall be known as the Chicago District and shall be comprised of the entire State of Illinois.

4. *Location of headquarters.*—The headquarters office shall be located in the city of Chicago, Illinois.

5. *Establishment of offices of Director of Internal Revenue.*—Effective as of 12:01 a. m., May 20, 1952, there are hereby created the following offices within the Chicago District:

(a) Director of Internal Revenue for the First Collection District of Illinois (as presently constituted). Such office shall have the operating title of Director of Internal Revenue, Chicago.

(b) Director of Internal Revenue for the Eighth Collection District of Illinois (as presently constituted). Such office shall have the operating title of Director of Internal Revenue, Springfield.

JOHN W. SNYDER,

Secretary of the Treasury.

By virtue of the authority vested in me as Secretary of the Treasury by Reorganization Plan No. 26 of 1950 and Reorganization Plan No. 1 of 1952:

1. *Abolition of existing offices.*—The abolition of the offices of Collector of Internal Revenue and Deputy Collector for the First, Second, and Third Collection Districts of New York shall become effective as of 12 o'clock midnight, June 30, 1952.

2. *Establishment of District Commissioner.*—Effective as of 12:01 a. m., July 1, 1952, there is hereby established within the City of New York an office of District Commissioner of Internal Revenue.

3. *Name and composition of district.*—The District hereby created shall be known as the New York City District and shall be comprised of the following territory: The Counties of Kings, Nassau, New York, Queens, Richmond, and Suffolk, and Randalls Island, Wards Island, and Blackwells Island (which territory presently comprises the First, Second, and Third Collection Districts of New York).

4. *Location of headquarters.*—The headquarters office shall be located in the city of New York, New York.

5. *Establishment of offices of Director of Internal Revenue.*—Effective as of 12:01 a. m., July 1, 1952, there are hereby created the following offices within the New York City District:

(a) Director of Internal Revenue for the First Collection District of New York (as presently constituted). Such office shall have the operating title of Director of Internal Revenue, Brooklyn.

(b) Director of Internal Revenue for the Second Collection District of New York (as presently constituted). Such office shall have the operating title of Director of Internal Revenue, Lower Manhattan.

(c) Director of Internal Revenue for the Third Collection District of New York (as presently constituted). Such office shall have the operating title of Director of Internal Revenue, Upper Manhattan.

JOHN W. SNYDER,
Secretary of the Treasury.

By virtue of the authority vested in me as Secretary of the Treasury by Reorganization Plan No. 26 of 1950 and Reorganization Plan No. 1 of 1952:

1. *Abolition of certain existing offices.*—The abolition of the offices of Assistant Commissioner, Special Deputy Commissioner, and Deputy Commissioner for the Bureau of Internal Revenue shall become effective at 12:00 p. m., midnight, August 10, 1952.

2. *Establishment of new offices.*—It is hereby determined, pursuant to Section 2 of Reorganization Plan No. 1 of 1952, that there shall be in the Washington Headquarters office of the Bureau of Internal Revenue, effective August 11, 1952, offices having titles as follows:

Assistant to the Commissioner
Administrative Assistant to the Commissioner
Head, Alcohol and Tobacco Tax Division
Head, Appellate Division
Head, Audit Division
Head, Collection Division
Head, Field Management and Planning Division
Head, Intelligence Division
Head, Technical Rulings Division
Head, Technical Planning Division
Head, Special Technical Services Division
Executive Assistant, Office of Assistant Commissioner (Inspection)
Executive Assistant, Office of Assistant Commissioner (Inspection)

3. The offices of "Assistant Commissioner of Internal Revenue," for operational purposes, are hereby designated as Assistant Commissioner (Operations), Assistant Commissioner (Technical), and Assistant Commissioner (Inspection), respectively.

JOHN W. SNYDER,
Secretary of the Treasury.

NO. 151, APRIL 4, 1952, DELEGATION OF AUTHORITY WITH RESPECT TO THE
DESIGNATION OF EMPLOYEES AUTHORIZED TO STORE AND USE OFFICIAL
AUTOMOBILES

By virtue of the authority vested in me as Secretary of the Treasury by Reorganization Plan No. 26 of 1950, there is hereby conferred and imposed upon the Commissioner of Internal Revenue, Commissioner of Customs, Commissioner of Narcotics, Commandant of the U. S. Coast Guard, and the Chief, U. S. Secret Service, with respect to employees of their respective organizations, the function performed by the Secretary of the Treasury under Section 16 of Public Law 600, 79th Congress, relating to the designation of employees authorized to store official automobiles at or near their places of residence and to use such cars for home-to-work transportation. The function herein conferred and imposed upon the heads of the respective organizations may be exercised by any principal assistant, including head of a division, in the headquarters office who has primary administrative control over the field organizations affected and who is so authorized by the official designated herein.

The provisions of unnumbered Treasury Department Order dated June 7, 1946, Treasury Department Order No. 72, dated October 10, 1946, Office of Administrative Assistant memorandum to heads of bureaus, offices, and divisions dated February 21, 1947, and Department Circular No. 828 dated May 18, 1948, pertaining to performance of this function by the Administrative Assistant Secretary, are modified accordingly.

E. H. FOLEY,

Acting Secretary of the Treasury.

NO. 152, APRIL 15, 1952, DELEGATION OF AUTHORITY WITH RESPECT TO IMPREST
FUNDS

The Joint Regulation for Small Purchases Utilizing Imprest Funds, issued by the General Services Administration, the Treasury Department, and the General Accounting Office March 10, 1952, established principles, standards, and related requirements with respect to small purchases of articles or services other than personal, through the use of imprest funds.

Pursuant to the provisions of the joint regulation and by virtue of the authority vested in me by Section 2 of Reorganization Plan No. 26 of 1950, there is hereby delegated to the heads and acting heads of the bureaus and offices of the Treasury Department the authority to determine the need for, and the locations at which imprest funds are required; to request the designation of officers and employees to serve as imprest fund cashiers; to request the revocation of such designations; to specify the maximum advance, within authorized limitations, which may be carried by each imprest fund cashier; and, to specify the penal sum of the bond to be furnished.

The authority delegated above may be redelegated by the head or acting head of a bureau or office to responsible subordinate officials thereof and, if so desired, to persons performing the duties of such subordinate officials in their absence.

It will be the policy of the Department for Treasury bureaus to use the simplified procurement and payment methods authorized by the joint regulation whenever such methods are more economical or advantageous to the Government. The delegations of authority contained in this order shall be exercised by the heads and acting heads of bureaus to carry out and make effective within the respective bureaus of the Department the provisions of the joint regulation.

I have asked the Fiscal Assistant Secretary to issue a fiscal circular prescribing certain minimum fiscal requirements to be observed by each bureau in the development of the internal regulations required by the joint regulation.

JOHN W. SNYDER,
Secretary of the Treasury.

No. 153, JUNE 19, 1952, REAFFIRMING THE TREASURY'S SUPPORT OF THE GOVERNMENT'S POLICY OF ENCOURAGING MILITARY RESERVES

Strong well-trained organized military reserves are essential to the defense of this Nation. These reserves constitute a man-power reservoir upon which the armed forces can draw quickly to repel invasion or contain an enemy until full mobilization can be effected.

The Government encourages its employees to join the organized reserves and, among other things, provides for training leave and job security so that they may feel free to participate.

Information has been received that appointing officers have discouraged participation by employees and have denied public employment to a person so long as he was a member of the active or inactive reserves. Such an attitude is not only shortsighted and selfish but is also unpatriotic and directly violates long-established Government policy and will not be tolerated.

The purpose of this order is to reaffirm the Treasury's support of the Government's policy, as stated above, and to insure that there will be active encouragement given to membership in, and participation in, the organized reserves.

This order will be distributed to all heads of offices, with instructions that it be brought to the attention of all supervisory personnel.

JOHN W. SNYDER,
Secretary of the Treasury.

Miscellaneous

Exhibit 43.—Treasury Department and General Accounting Office amendment, December 21, 1951, to Joint Regulation No. 3 issued under the Budget and Accounting Procedures Act of 1950 (31 U. S. C. 1-66c)¹

AMENDMENT OF THE DEFINITION OF AVAILABLE AND UNAVAILABLE RECEIPTS

The Secretary of the Treasury and the Comptroller General of the United States have determined that the definition of available and unavailable receipts set forth in Joint Regulation No. 3, dated June 12, 1951, be modified by eliminating the provision that available receipts be collected in their entirety by the agency to which they are available as appropriations for expenditure.

Accordingly, the phrase "by the collecting agency" in paragraph 1 of the regulation is hereby deleted, and paragraph 2 is amended to read as follows:

"2. *Types of special fund and trust fund receipts.*—Appropriation receipts relating to special and trust fund accounts fall within two general classes described below:

"(a) *Available receipts.*—Receipts which under law or trust agreement are immediately available in their entirety as appropriations to a single agency for expenditure without further action by the Congress. Excluded from this category are receipts to be applied to the retirement of public debt obligations and funds in connection with which the computation of interest charges or credits necessitates the maintenance of accounts for unrequisioned balances of appropriations on the books of the Treasury.

"(b) *Unavailable receipts.*—Receipts which at the time of collection are not appropriated, and receipts which are not immediately available for expenditure because (1) further action by the Congress is required or congressional limitation has been established as to the amount available for expenditure; or (2) amounts credited to receipt accounts are later to be cleared in whole or in part to other receipt accounts before appropriation warrant action is taken."

The second subparagraph of paragraph 3 of the regulation is amended to read as follows:

"The available receipts described in paragraph 2 will be scheduled for credit in the account of a disbursing officer on such forms as may be prescribed by the General Accounting Office. Such receipts when credited in the accounts of a disbursing officer will be available for disbursement."

With respect to the civil service retirement and disability fund, this amendment will apply only to those deductions from payrolls paid by the Division of Disbursement, Treasury Department, which heretofore have been covered into the

¹ Joint Regulation No. 3 appeared in the 1951 annual report, page 658.

Treasury with credit to the receipt account "Contributions, civil service retirement and disability fund." As soon as appropriate procedures are developed for the handling as available receipts of the receipts herein excluded, Joint Regulation No. 3 will be amended accordingly.

JOHN W. SNYDER,
Secretary of the Treasury.

LINDSAY C. WARREN,
Comptroller General of the United States.

Exhibit 44.—Joint regulation and departmental circulars pertaining to small purchases utilizing imprest funds

JOINT REGULATION, MARCH 10, 1952, PROCUREMENT AND PAYMENT PROCEDURES FOR SMALL PURCHASES BY UTILIZATION OF IMPREST FUNDS

1. *Purpose.*—The purpose of this regulation is to establish principles, standards, and related requirements with respect to small purchases of articles and services other than personal, through the use of imprest funds. This regulation is issued jointly by the General Services Administration, the Treasury Department, and the General Accounting Office in connection with the respective responsibilities of these three agencies from a Government-wide standpoint in the areas of procurement, the custody and payment of money, and accounting and auditing.

2. *Scope.*—This regulation is applicable to all executive agencies whose operations would be benefited and simplified by adoption of the procurement and payment methods herein authorized. Any office, agency, or other establishment in the legislative or judicial branches of the Government, or the municipal government of the District of Columbia, may take advantage of the provisions of this regulation to the extent consistent with law.

3. Definitions.

(a) *Imprest fund.* A fund established, without appropriation charge, by the advance of cash from a disbursing officer to a designated cashier for the purpose of making immediate payments of comparatively small amounts, to be replenished on a revolving basis.

(b) *Agency.* Any executive department, agency, commission, authority, administration, board, or independent establishment in the executive branch of the Government, including any corporation wholly or partly owned by the United States which is an instrumentality of the United States.

PART I—ESTABLISHMENT OF IMPREST FUNDS

4. *Designation of imprest-fund cashier.*—Heads of agencies or their designees will determine the locations at which imprest funds are required and request the agency or office responsible for making disbursements to designate named individuals to serve as imprest-fund cashiers at specified locations as agents of the disbursing officers who are to advance them the necessary funds. The maximum advance, within authorized limitations, which may be carried by each imprest-fund cashier and the penal sum of the bond to be furnished as required by paragraph 14 also should be specified. If considered necessary or desirable, two or more imprest-fund cashiers may be named in order that one may serve as alternate during the absence of the other.

5. *Advance of imprest funds.*—Agency officials as authorized in administrative regulations or instructions issued by each agency as required by paragraph 19 of this regulation will request advance of funds from the appropriate disbursing officer by letter furnishing the following information:

- (a) Name, address, and official station of imprest-fund cashier.
- (b) Maximum advance authorized to be carried.
- (c) Amount of fund to be advanced.
- (d) Name of surety, date, and amount of bond.
- (e) If amount to be advanced is by check, the number and amounts of checks required. (This request will be made where for security reasons it is not desirable to hold the entire advance in currency or coin.)

PART II—UTILIZATION

6. *General.*—

(a) Agency officials responsible for procurement should study their agency practices to insure that full advantage is taken of all small procurement processes such as requisitioning from agency or other Government stocks, using local term contracts, using blanket purchase orders, etc.

(b) Since only a post-expenditure validation is to be made of imprest-fund transactions, local authority to make purchases for payment from imprest funds must be carefully defined to provide adequate protection of the interests of the Government and of imprest-fund cashiers.

(c) Each agency using imprest funds shall have the responsibility of determining whether there is a continuing need for each fund established and seeing that amounts of imprest funds are not in excess of actual needs. Such agencies should take prompt action to have imprest funds discontinued or adjusted to a level more commensurate with demonstrated needs, whenever circumstances warrant such action.

7. *Availability.*—

(a) The small procurement and cash payment processes described herein should be used whenever such use will be advantageous to the Government. Usually such processes will be found to be advantageous in the following circumstances:

- (1) When vendors are reluctant to honor small purchase orders;
- (2) When vendors are not equipped to bill agencies for purchases in accordance with normal business practices;
- (3) When articles or services other than personal are needed at locations not served by a purchasing office or when the established sources of issue are not conveniently accessible to point of use;
- (4) When provisions for local credit arrangements and monthly billings by vendors are impracticable.

(b) The following are typical of the types of procurement for which the use of imprest funds would be particularly suitable:

- (1) Emergency, fill-in, occasional, or special purchases of articles or services;
- (2) Items such as postage stamps, transportation tokens or passes, and taxi fares;
- (3) Repairs to equipment;
- (4) Perishable foodstuffs;
- (5) Parcel post or drayage.

8. *Limitations.*—

(a) The amount of any imprest fund shall not exceed \$500 and the maximum dollar amount of articles or services procured from one vendor at one time shall not exceed \$50. Agencies requiring exception to these limitations may request exception with justification on the basis of procurement needs and the particular reimbursement cycle. Such request shall be submitted to the Bureau of Accounts, Treasury Department, Washington 25, D. C., for approval.

(b) Articles or services, particularly repetitive items, which are available from the established source of supply of the agency or other Government stocks should continue to be obtained in the usual manner.

(c) Except in justified emergencies, purchases of articles or services in quantities or amounts covered by mandatory contracts or mandatory sources of supply are to be made from the appropriate contractor or source in accordance with established procedures and not under the procurement provisions of this regulation. However, imprest funds may be used to make payments for articles and services obtained from such mandatory contracts or sources of supply.

(d) Articles or services which under any provision of law are subject to restrictions may not be purchased except under conditions which fully comply with statutory requirements.

(e) Imprest funds shall not be used for payments of salaries and wages (personal services as defined in Budget-Treasury Regulation No. 1, Revised), for payment of transportation charges on bills of common carriers, for advances other than authorized herein, for cashing of checks or other negotiable instruments, or any other payment that is not for authorized disbursements in payment of small purchases contemplated in this regulation. Imprest funds may not be deposited in any bank.

9. *Procurement and payment.*—

(a) Procurement for payment from imprest funds may be made only by authorized employees. No purchase order need be issued for local purchases, where contact may be personal or by telephone, unless required by the vendor or to obtain Government discounts or for tax-exemption purposes. When required, any authorized purchase order form may be used and will be endorsed "Payment to be made in cash" if the vendor is to make delivery, or "Ship C. O. D." if shipment is to be made by parcel post.

(b) It is required that receipts be secured for each payment from imprest funds pursuant to the provisions of General Regulations No. 103, as revised, issued by the General Accounting Office.

(c) The imprest-fund cashier may either reimburse employees for amounts paid by them for authorized purchases or furnish the cash necessary to consummate such purchases. The imprest-fund cashier will be accountable for cash advanced to consummate purchases. Agency regulations will prescribe a fixed reasonable time limit for the consummation of purchases for which cash is furnished in advance.

10. *Sales taxes.*—It is the general rule that where the legal incidence of a tax is upon vendors and the amount thereof is included in the stipulated purchase price, the United States is required to pay the amount thereof, not as a tax but as a part of the agreed price for the goods received. Where the legal incidence of the tax is upon vendees, the United States is not liable for the payment thereof on purchases made by it. In these instances, and where the vendor or dealer requires evidence of the tax-exempt sale, such evidence will be issued in accordance with regulations of the General Accounting Office.

PART III—ACCOUNTING

11. *General.*—It is the intention of this regulation to provide the simplest possible accounting for imprest funds consistent with effective control of cash. The principles to be followed in accounting for imprest funds are set forth below.

12. *Agency accounts.*—

(a) The amount of each imprest fund established will be recorded in the accounts of the agency.

(b) Reimbursements to the imprest fund will be obtained by submitting a reimbursement voucher as often as administratively determined necessary but not less than once each month and the reimbursement voucher should be prepared in accordance with the requirements of General Regulations No. 103, as revised, issued by the General Accounting Office. It will be unnecessary for the imprest-fund cashier to maintain formal records of his transactions and the maintenance of memorandum copies of reimbursement vouchers will suffice for his records. Reimbursements should be accomplished near the close of each month so that transactions will be reflected in the accounts for the month in which purchases were made. At the close of each fiscal year, a reimbursement voucher must be submitted promptly for all expenditures made through June 30, not previously claimed.

(c) Agencies will take steps to prevent the use of imprest funds from resulting in an over-obligation or over-expenditure of available funds and should include in the agency regulations required by paragraph 19 the procedures to be followed with respect thereto. These procedures should be consistent with the agency regulations established as a result of Section 3679 Revised Statutes as amended (31 U. S. C. 665). It is not necessary that each purchase result in an individual obligation, liquidation, etc., prior to reimbursement of the imprest fund nor that estimated obligations be established in the accounts except in cases where the greater portion of the purchase transactions completed during the month have not been covered by a reimbursement voucher.

(d) Imprest funds will be advanced on a no-year basis so that it will not be necessary to return such funds to the disbursing officer at the close of each fiscal year.

PART IV—ACCOUNTABILITY

13. *Accountability for disbursements.*—The imprest-fund cashier, in the performance of his duties, is personally accountable and responsible for custody of, and payments made from the fund. Administrative regulations should authorize the imprest-fund cashier, when doubt exists as to the propriety of any transaction, to require written acceptance of responsibility for such transaction from the authorizing official to provide him recourse to such official if the transaction is

later disallowed. The imprest-fund cashier may also request an advance written opinion from the certifying officer with respect to doubtful transactions.

14. *Bonding*.—Each person designated as an imprest-fund cashier (and his alternate) must, unless specifically exempted by law, furnish an acceptable bond in favor of the United States in the form prescribed by the Secretary of the Treasury. Such bond shall be maintained currently and shall be in a sum sufficient to protect the interests of the United States but in a penal sum not less than the amount of the imprest fund. The bond must be approved by the head of the agency involved, or by an official designated for that purpose, and before the imprest fund can be established, such bond must be forwarded through the disbursing officer for filing in the office in which his bond is filed.

15. *Audit of imprest funds*.—

(a) *Administrative agency*—internal audit: Unannounced audits should be made of each imprest fund by the administrative agency having use of the funds as frequently as necessary to protect the interests of the Government, but at least annually. A copy of such audit report (or signed excerpt from a general audit report) shall be furnished at least once annually to the disbursing officer from whom the advance is obtained in the case of agencies using the disbursing facilities of the Treasury Department, or to the chief fiscal officer of the installation in the case of agencies maintaining their own disbursing facilities. Any unauthorized use of, irregularities in connection with, or improper accounting for an imprest fund disclosed by agency internal audits or examination of reimbursement vouchers or sub-vouchers shall be reported promptly to the officer to whom audit reports are submitted. The agency head shall also promptly advise the Comptroller General of the United States of such irregularities, etc., and may request an audit by the General Accounting Office. As of the close of each fiscal year, each executive agency using imprest funds under the authority of this regulation, shall report promptly to the Treasury Department any shortages which may have been incurred in such funds and recoveries thereof during the fiscal year. Such reports should be directed to the Bureau of Accounts, Treasury Department, Washington 25, D. C.

(b) *General Accounting Office*—external audit: The Comptroller General of the United States, upon request, will report to the Secretary of the Treasury, to enable the Secretary to carry out his responsibilities for the custody of public funds, irregularities on the part of imprest-fund cashiers with respect to the custody of, or payment from imprest funds which may be disclosed by audits or investigations of the General Accounting Office.

(c) *Disbursing officers*: Disbursing officers will not require regular reports, except as provided in paragraph 15(a) above, nor make routine audits of imprest funds, but they have the right to inquire into the status and authorized use of imprest funds and make or request inspections when necessary to assure that funds advanced to imprest-fund cashiers from their accounts are adequately protected.

16. *Changes in imprest funds*.—Requests for increases in the authorized amounts of imprest funds within the limitations prescribed herein shall be made by the heads of agencies or their designees in the same manner as described above for the initial advance. The authorized amount of imprest funds will be decreased or withdrawn upon written request of the heads of agencies or their designees. Decreases in amounts advanced may be made by one or a combination of the following processes:

(a) Applying reimbursement vouchers in whole or in part to liquidate the advance. If the entire amount of the voucher is to be applied, a statement should be placed thereon reading "Draw no check—apply to advance." If only part of the voucher is to be applied, the statement should read "Apply to Advance \$_____—draw check for \$_____."

(b) Returning uncashed advance or reimbursement checks for cancellation and application to the advance.

(c) Submitting currency, bank draft, or money order remittances. Currency, if mailed, must be transmitted by registered mail.

If on the basis of experience or because of changed conditions an excessive amount of cash is being maintained in an imprest fund or the need no longer exists for the fund, the administrative agency concerned shall take action to have the fund reduced to a level commensurate with operating needs or to have the fund discontinued. The Secretary of the Treasury may require the return of a portion of an imprest fund sufficient to reduce the fund to a level more consistent with demonstrated needs and may require the return by an imprest-fund cashier of the entire amount of cash in his custody if irregularities occur on the part of such cashier with respect to his custody or use of the imprest fund.

17. *Change of cashiers.*—In the event that a new imprest-fund cashier is designated to replace a cashier, an advance should be requested as provided for in paragraph 5. The account of the imprest-fund cashier who is replaced should be dissolved in accordance with the processes outlined in paragraph 16.

18. *Safeguarding of cash.*—It will be the responsibility of each agency to provide imprest-fund cashiers with appropriate physical facilities and safeguards for the protection of cash advanced to them in accordance with individual circumstances. Cashiers shall not commingle imprest funds with other funds and shall maintain separately each imprest fund.

PART V—GENERAL PROVISIONS

19. *Agency regulations covering use of imprest funds.*—Each agency having need for imprest funds shall develop and issue internal administrative regulations, consistent with this regulation, including but not limited to the following:

- (a) Purpose of the funds.
- (b) Areas within which imprest funds may be utilized (See Part II—Utilization).
- (c) Kinds, quantities, and values of articles or services for which purchase and payment can be made.
- (d) Circumstances under which issue from stock or procurement or payment by other methods will not be required.
- (e) Appropriate safeguards for controlling and accounting for purchases and payments.
- (f) A fixed reasonable time limit for the consummation of purchases for which cash is furnished in advance by the imprest-fund cashier.
- (g) Requirements for internal controls and audits.

20. *Distribution.*—Since this regulation sets forth the principles and guide lines under which the operating agency regulations for the establishment and utilization of imprest funds will be written, only a limited number of copies has been printed and distributed for the use of the heads of agencies and their immediate staffs. If for any special reason additional copies are needed, agencies will be expected to reproduce such additional copies.

21. *Inquiries.*—Requests for information concerning this regulation should be addressed, as indicated below, to the agency having responsibility for the particular area set forth in paragraph 1 of this regulation:

General Services Administration, Federal Supply Service

Treasury Department, Bureau of Accounts

General Accounting Office, Accounting Systems Division

22. *Effective date.*—The provisions of this regulation are effective immediately.

JESS LARSON,
Administrator of General Services.

LINDSAY C. WARREN,
Comptroller General of the United States.

JOHN W. SNYDER,
Secretary of the Treasury.

DEPARTMENT CIRCULAR NO. 900, MARCH 10, 1952, PRESCRIBING THE FORM OF BOND TO BE USED BY IMPREST-FUND CASHIERS

To Heads of Executive Departments, Establishments, and Agencies, and Others Concerned:

Paragraph 14 of Joint Regulations of the General Services Administration-Treasury Department-General Accounting Office, covering the use of imprest funds for small purchases, approved March 10, 1952, provides as follows:

“Bonding.—Each person designated as an imprest-fund cashier (and his alternate) must, unless specifically exempted by law, furnish an acceptable bond in favor of the United States in the form prescribed by the Secretary of the Treasury.

Such bond shall be maintained currently and shall be in a sum sufficient to protect the interests of the United States but in a penal sum not less than the amount of the imprest fund. The bond must be approved by the head of the agency involved, or by an official designated for that purpose, and before the imprest fund can be established, such bond must be forwarded through the disbursing officer for filing in the office in which his bond is filed."

In accordance with the above provision, a standard form of bond prescribed for this purpose is attached for use when surety is a corporation.

Each department, establishment, or agency is requested to make request upon the General Services Administration for a supply of Standard Form No. 16, herein prescribed, which it estimates it will need. Pending the stocking of this form by the General Services Administration, a small supply of forms may be secured from the Section of Surety Bonds, Bureau of Accounts, Treasury Department.

JOHN W. SNYDER,
Secretary of the Treasury.

Attachment.

BOND—IMPREST-FUND CASHIER

(When surety is a corporation)

Know All Men By These Presents:

That we, _____, of _____
(Name in full) (Number and Street)
_____, _____, as Principal, and
(City) (State)

a corporation organized under the laws of the State of _____
as Surety, are held and firmly bound unto the United States of America, its officers, agents, and agencies, in the penal sum of _____ dollars (\$ _____), for which payment, well and truly to be made, we bind ourselves our heirs, executors, administrators, successors, and assigns, jointly and severally, firmly by these presents.

Sealed with our seals, and dated this _____ day of _____, 19 _____.

This bond shall be effective _____, 19 _____.

The condition of the foregoing obligation is such, that whereas the above-bounden Principal, an officer or employee of _____, has been duly designated and authorized to act as an Imprest-Fund Cashier in the place and stead of _____, a Disbursing Officer of the United States, to make payments in cash from an imprest fund in accordance with a simplified payment and accounting procedure authorized for small transactions by regulations prescribed jointly by the Administrator of General Services, the Secretary of the Treasury, and the Comptroller General of the United States; and

Whereas, in the event the said Disbursing Officer shall cease to act as a Disbursing Officer, it is contemplated that the said Principal shall be designated Imprest-Fund Cashier to the successor or successors in office of the said Disbursing Officer; and

Whereas, upon the termination of the designation of the said Principal as Imprest-Fund Cashier to the said Disbursing Officer or to his successor or successors in office it is contemplated that the said Principal may be designated as Imprest-Fund Cashier to another Disbursing Officer of the United States:

Now, therefore, if the said Principal shall at all times during his remaining on duty as Imprest-Fund Cashier to any Disbursing Officer of the United States faithfully discharge the duties to which he may be assigned, according to the laws of the United States and regulations made in conformity therewith, safely keeping and correctly paying out all sums of public or other moneys and/or property advanced to him or which may come into his custody and/or control from time to time by virtue of his said designation as Imprest-Fund Cashier, without lending, using, depositing in bank, or exchanging for other funds than as allowed by law, and shall render true and correct accounts of all such public or other moneys and/or property, then this obligation shall be void and of no effect; otherwise it shall remain in full force and effect.

It is expressly agreed that this is a continuing obligation covering not only the term of the said Principal under his present designation, but also the term or terms of all future designations under which he shall act as Imprest-Fund Cashier to any Disbursing Officer of the United States.

Signed, sealed, and delivered in the presence of—

Witnesses to signature of principal:

----- (Name) -----	----- (Principal) -----	[SEAL]
----- (Address) -----		
----- (Name) -----	----- (Surety) -----	[SEAL]
----- (Address) -----	By -----	

DEPARTMENT CIRCULAR No. 908, MAY 14, 1952, FISCAL REQUIREMENTS WITH RESPECT TO EFFECTING PAYMENTS FOR SMALL PURCHASES BY UTILIZATION OF IMPREST FUNDS

To Heads of Bureaus, Treasury Department

I. PURPOSE OF CIRCULAR

1. Joint Regulation for Small Purchases Utilizing Imprest Funds issued March 10, 1952, by the General Services Administration, the Treasury Department, and the General Accounting Office established principles, standards, and related requirements with respect to effecting payments for small purchases of articles and services, other than personal, through the use of imprest funds. General Regulations No. 103 (First Revision), issued by the General Accounting Office March 10, 1952, prescribed the standard forms and procedures to be followed in accounting for imprest cash funds. Treasury Department Circular No. 900, also issued on March 10, 1952, prescribed the standard form of bond to be used. Division of Disbursement Circular No. 141 promulgated instructions to agencies using the facilities of Treasury Department disbursing offices relating to agency requests for the establishment of imprest funds.

2. It is the purpose of this circular to prescribe policies and certain related requirements to be observed by each bureau of the Treasury Department in the development of the internal administrative regulations required by the joint regulation. Each bureau is expected to establish procedures adapted to its own particular conditions and needs. However, the provisions of this circular and of the joint regulation are to be regarded as minimum requirements and do not preclude any actions which the head of any bureau may find necessary or desirable to take in order to insure the maximum net savings to the Government.

II. UTILIZATION

3. *Delegation of authority.*—By Treasury Department Order No. 152 the Secretary of the Treasury has delegated to the heads and acting heads of bureaus and offices the authority to request, in writing, the designation of officers and employees to act as imprest-fund cashiers to disbursing officers.

The Secretary of the Treasury has authorized heads of bureaus or offices to redelegate such authority to responsible officials of such bureaus or offices, and if so desired, to persons performing the duties of such subordinate officials in their absence. A copy of all such redelegations will be furnished the Administrative Assistant Secretary of the Treasury and the Chief Disbursing Officer.

4. *Purpose of funds.*—Imprest funds are intended for use in providing an economical and efficient method of accomplishing small purchases locally at operating levels, by cash payment at time of delivery.

5. *Conditions under which imprest funds may be used to effect payments.*—In accordance with the limitations and other requirements contained in the joint regulation governing the use of imprest cash funds, such funds shall not be used to effect payments unless the following conditions are complied with:

(a) That authority for small local procurement has been properly delegated to officials at the site of operations. (Such delegations need not be to specific,

named individuals, but may provide that operating responsibilities of certain positions automatically carry with them the authority to make small local purchases);

(b) That first consideration has been given to other economical small procurement practices such as requisitioning from existing stocks; use of local term contracts including periodic billings; and, the use of blanket purchase orders for day-to-day "pick-up" items such as uncommon items of hardware, paints, electrical supplies, etc.;

(c) That, except in justified emergencies, purchases of articles and services in quantities or amounts covered by mandatory contracts or mandatory sources of supply are made from the appropriate contractor or source; and

(d) That statutory requirements, or provisions of law, restricting the purchase of articles or services are fully complied with.

6. *Time limit for transactions.*—Imprest funds are intended for use generally for procurement characterized by payment on delivery. Therefore, advances by imprest-fund cashiers to other employees for authorized purchases should not be made unless early consummation of the transaction is expected. Except in special circumstances, approved by the heads of bureaus, all advances must be liquidated within three days following the date advanced.

III. RESPONSIBILITIES FOR CONTROL OVER ESTABLISHMENT AND OPERATION OF IMPREST FUNDS

7. *Internal control.*—Each bureau or office is responsible for the establishment of adequate methods of internal check and control over imprest funds prior to the establishment of such funds. Such systems or methods of internal check and control should recognize the following as basic principles:

(a) Separation of the functions of procurement, receiving, and storing from the handling of imprest funds except where manifestly impracticable;

(b) Separation of the functions of maintenance of accounts, voucher audit, and certification from the handling of imprest funds;

(c) Designation of specific individuals or positions empowered to authorize small purchases using imprest funds, and requiring that all transactions be properly authorized by such persons;

(d) Provisions for requiring that the responsibility for each imprest fund be vested in only one person;

(e) Provisions for requiring that vouchers or subvouchers are numbered and prepared in such manner as to avoid alteration or substitution;

(f) Provisions for cancellation of vouchers, subvouchers, and attachments by stamping or perforation at, or immediately following, the time the reimbursement voucher is audited or certified for payment in such a manner as to prevent reuse;

(g) Provisions for adequate internal audit of reimbursement vouchers, subvouchers, and attachments before reimbursement is made to the imprest-fund cashier;

(h) Provisions for requiring each imprest-fund cashier to balance the fund at least monthly and for reporting promptly to the administrative official exercising supervision over the imprest-fund cashiers any shortages or overages so disclosed accompanied by a request for an audit of the fund.

8. *Internal audit.*—As a condition to the establishment of imprest funds in any bureau or office of the Department, there must be in effect an adequate system of internal audit with respect to such funds. Such audits must include the following as a minimum:

(a) Provision for unannounced audits or inspections by independent and responsible persons. Such audits should be made as frequently as necessary, but not less often than quarterly.

(b) Such audits should include a physical count and examination of cash; a determination that the fund is being maintained at the lowest practical level; an inspection of methods of safekeeping; and a review of the methods of internal check and control.

9. *Approval of bonds.*—Each person designated as an imprest-fund cashier (and his alternate) must furnish an acceptable bond in favor of the United States in the form (Standard Form 16) prescribed by the Secretary of the Treasury. Such bond shall be maintained currently and shall be in a sum sufficient to protect the interests of the United States but in a penal sum not less than the amount of the imprest fund. It should be noted that the amount of the fund is not the sole determining factor of the amount of the bond, since the revolving nature of the fund may multiply the risk of loss.

10. *Limitations on funds to be established.*—The heads of bureaus or offices shall determine the amounts of imprest funds to be established, and the maximum dollar amount of articles or services procured from one vendor at one time. In no case, however, shall the amount of any imprest fund exceed \$500, nor shall the dollar amount of articles or services procured from one vendor at one time exceed \$50. Generally, the maximum amount of each fund should be fixed at the lowest practical level determined by estimating needs for periods of two weeks plus the time required to complete the reimbursement process. Each bureau should regularly review the level of imprest funds to insure that amounts of such funds are not carried in excess of actual needs.

Bureaus or offices requiring exceptions to the foregoing limitations may request exception when supported by a clear showing of procurement needs in excess of the maximum amount prescribed herein. Such requests should be submitted to the Bureau of Accounts for approval.

11. *Safeguards to be established.*—Imprest-fund cashiers are responsible under bond to the United States for the custody and safekeeping of all funds advanced to them. They, therefore, should exercise the same care and precaution over such funds as a reasonably prudent man would exercise over his own personal funds. Such precautions should include:

(a) Advising administrative officials when imprest funds are in excess of needs for the purpose of reducing the fund to the lowest practical level necessary;

(b) Utilizing, where appropriate, a number of small checks reimbursing the fund rather than one large check, thus carrying a minimum amount of currency on hand;

(c) Keeping funds in a safe, strong box, or other place accessible only to himself; and

(d) Advancing such funds only to authorized and responsible employees to whom the procurement authority has been properly delegated.

Heads of bureaus should issue instructions to administrative officials requiring them to provide imprest-fund cashiers with the facilities necessary for adequate protection of imprest funds. Such facilities should be such as to afford reasonable protection considering such factors as the size of the fund, accessibility, guard protection, etc.

E. F. BARTELT,
Fiscal Assistant Secretary.

Exhibit 45.—Letter of the Postmaster General to the Secretary of the Treasury certifying extraordinary expenditures contributing to the deficiencies of postal revenues for the fiscal year 1952WASHINGTON, D. C., *October 28, 1952.*

THE HONORABLE THE SECRETARY OF THE TREASURY.

DEAR MR. SECRETARY: Pursuant to the provisions of the act of June 9, 1930 (39 U. S. C. 793), embodied in Section 18.7, Postal Laws and Regulations of 1948, the amounts set forth below with respect to certain mailings during the fiscal year ended June 30, 1952, as determined under our present system of estimating, are certified to you in order that they may be separately classified on the books of the Treasury Department:

(a) The estimated amount which would have been collected at regular rates of postage on matter mailed during the year by officers of the Government (other than those of the Post Office Department) under the penalty privilege, including registry fees:

Postage.....	\$68, 566, 394
Registry fees, including surcharges.....	35, 654, 660

Total.....	\$104, 221, 054
------------	-----------------

(b) The estimated amount which would have been collected at regular rates of postage on matter mailed during the year by:

1. Members of Congress under the franking privilege.....	\$1, 430, 412
2. By others under the franking privilege.....	56, 134

Total.....	1, 486, 546
------------	-------------

(c) The estimated amount which would have been collected during the year at regular rates of postage on publications going free in the county.....

800, 929

(d) The estimated amount which would have been collected at regular rates of postage on matter mailed free to the blind during the year.....

142, 181

(e) The estimated difference between the postage revenue collected during the year on mailings of newspapers and periodicals published by and in the interests of religious, educational, scientific, philanthropic, agricultural, labor, and fraternal organizations, and that which would have been collected at zone rates of postage.....

559, 127

(f) The estimated excess during the year of the cost of aircraft service over the postage revenues derived from air mail.....

Grand total.....	107, 209, 837
------------------	---------------

Under the system of estimating used in prior years and followed for 1952 the "cost of aircraft service" has included only payments to air carriers (exclusive of amounts paid to air carriers for transportation service in Alaska related to other than air mails), personnel costs at air mail fields, and the extra transportation cost involved in moving mail to and from air mail fields. On this basis the cost of aircraft service did not exceed the revenues derived from air mail and no amount is reported for item (f). Other necessary costs incurred in the handling, transportation, and delivery of air mail in addition to the "cost of aircraft service"—such as post office clerical and administrative costs, delivery carrier services, expenses for operation and maintenance of postal quarters, and equipment and supplies—have not been considered in the estimates for item (f). Preliminary figures for the fiscal year 1952 indicate that the total cost of handling and transporting air mail, as determined by cost ascertainment procedures, amounted to \$211,636,000, compared with combined revenue from foreign and domestic air mail, including air parcel post, of \$153,096,000, resulting in an excess of \$58,540,000. Expenditures have not been reduced to allow for subsidy elements in the payment to air carriers based on formulas developed by the Civil Aeronautics Board. Both revenues and costs are based on preliminary unaudited data.

Sincerely yours,

J. M. DONALDSON,
Postmaster General.

TABLES

NOTE.—In tables where figures have been rounded to a specified unit, all calculations (including percentages) have been made from unrounded figures. Consequently the details may not check to the totals shown.

Explanation of Bases Used in Tables

Figures in the following tables are shown on various bases, namely: (1) daily Treasury statements, (2) Public Debt accounts, (3) warrants issued, (4) checks issued, and (5) collections reported by collecting officers.

Daily Treasury statements.—The figures shown in the Daily Statement of the United States Treasury are compiled from the latest daily reports received by the Treasurer of the United States from Government depositaries, Treasury disbursing offices, the Department of the Army, and the Department of the Air Force. By reason of the promptness with which the information is obtained and made public, the daily Treasury statement has come into general use as a current report showing the assets and liabilities of the Treasurer's accounts, the condition of the Treasury from day to day, and the receipts and expenditures of the Government covering given periods. The figures shown in the daily Treasury statements are the basis for the budget estimates submitted to Congress by the President. This statement is the only publication available which affords a current comparison of actual receipts and expenditures with budget estimates.

The reporting of transactions in the daily Treasury statements, for departments and agencies serviced by the Division of Disbursement, Treasury Department, is on the basis of checks issued, through the use of teletype facilities. A clearing account is provided to take care of outstanding checks; transactions in this account are reflected on page 3 of the daily Treasury statement. A clearing account is used also for transactions of the Departments of the Air Force and Army; in this instance the transactions in the clearing account are included in the figures on page 2. The use of this clearing account for the Departments of the Air Force and Army is necessitated by the lapse of time in receipt of the teletype reports after payments; the teletype reports are received approximately fifteen days after the checks are issued and in most instances after payment has been made. Accordingly, the expenditures of the Departments of the Air Force and Army are shown on a checks paid basis on page 2 of the daily Treasury statement. By use of teletype reports, however, it is possible to secure more current information on the distribution of the expenditures between classifications than was possible when such expenditures were distributed on the basis of warrants received, approximately forty-five days after the date the checks were issued. Transactions of other agencies not serviced by the Division of Disbursement are also reported on the basis of checks paid by the Treasurer of the United States. Included in this group are certain Government corporations and agencies conducting business-type activities. Transactions of agencies which affect the Federal budget, including the net expenditures in corporate checking accounts, are reported on page 2 of the daily Treasury statement. Checking account activity of wholly owned Government corporations and agencies, resulting from net borrowing operations and net investments in public debt securities by these agencies, are reported on page 3 of the daily Treasury statement.

Expenditures from appropriated funds are reported in the daily Treasury statements under the departments and agencies to which the appropriations were made by Congress. Thus, the expenditures from funds appropriated to carry out certain programs under the control of the President, are shown in a group under the classification "President of the United States." In the mid-month issues of the daily Treasury statements, this group is classified by type of funds and names of spending agencies.

Public Debt accounts.—On account of the distance of some of the Treasury offices and depositaries from the Treasury, it is obvious that the reports from all offices covering a particular day's transactions could not be received and assembled in the Treasury at one time without delaying for several days the publication of the daily Treasury statement. The Treasury has believed that it is not practicable to delay the publication of the daily Treasury statement. It is necessary, therefore, in order to exhibit the actual public debt receipts and expenditures for any given fiscal year, to take into consideration those reports covering the trans-

actions toward the end of the fiscal year concerned which have not been received in the Treasury until the succeeding fiscal year, and to eliminate receipts and expenditures relating to the preceding fiscal year. After taking into consideration these reports the revised figures indicate the status of the public debt on the basis of actual transactions during the period under review as reflected by the Public Debt accounts. This is known as "the basis of Public Debt accounts."

Warrants issued (receipts).—Section 305 of the Revised Statutes provides that receipts for all moneys received by the Treasurer of the United States shall be endorsed upon warrants signed by the Secretary of the Treasury, without which warrants, so signed, no acknowledgment for money received into the Public Treasury shall be valid. Section 115 of Public Law 784, 81st Congress, approved September 12, 1950, modified this law by authorizing the Secretary of the Treasury and the Comptroller General of the United States, under certain conditions, to issue joint regulations waiving the requirement for the issuance and countersignature of warrants for the receipt and disbursement of public money. Pursuant to this authority, joint regulations were issued during the fiscal year 1951 under which all collections representing repayments to appropriations are deposited directly in the accounts of disbursing officers without issuing covering warrants. Similar regulations were issued with respect to special fund and trust fund receipts which are immediately available in their entirety to the collecting agency as appropriations for expenditure without further action by the Congress. The special fund and trust fund receipts are continued to be accounted for as receipts and as amounts appropriated. Accordingly, under current procedures, the types of receipts covered into the Treasury by warrant are primarily revenues and miscellaneous receipts.

Certificates of deposit covering actual deposits in Treasury offices and depositories, upon which covering warrants are based, cannot reach the Treasury simultaneously, and for that reason all receipts for a fiscal year cannot be covered into the Treasury by warrants of the Secretary immediately upon the close of that fiscal year. It is necessary to have all certificates of deposit before a statement can be issued showing the total receipts for a particular fiscal year on a warrant basis. The figures thus compiled and contained in this report are on a warrants-issued basis. Table 2 for years prior to 1916 shows receipts on this basis.

Warrants issued (expenditures).—The Constitution of the United States provides that no money shall be drawn from the Treasury but in consequence of appropriations made by law. Section 305 of the Revised Statutes requires that the Treasurer of the United States shall disburse the moneys of the United States upon warrants drawn by the Secretary of the Treasury.

As stated in the section preceding, Public Law 784, Eighty-first Congress, approved September 12, 1950, modified the requirement with respect to the use of warrants for the disbursement of public money. During the fiscal year 1951 the Secretary of the Treasury and the Comptroller General of the United States issued joint regulations which authorize the full amount of appropriations, with few exceptions, to be advanced to disbursing officers simultaneously with the issuance of the appropriation warrants.

As far as the appropriation accounts are concerned, before the fiscal year 1916 Treasury reports of expenditures were based on the amount of warrants issued and charged to the appropriation accounts. Such expenditures necessarily included the balances of funds remaining unexpended to the credit of the disbursing officers at the close of the fiscal year.

Checks issued (expenditures).—This basis, more than any other, reflects the real expenditures of the Government. Expenditures for a given fiscal year on the basis of checks issued differ from the corresponding figures on the basis of warrants in that the former include expenditures made by disbursing officers from credits granted during the previous fiscal year, and exclude the amount of unexpended balances remaining to their credit at the end of the fiscal year. A detailed explanation of the basis of checks issued will be found on page 89 of the Secretary's report for 1927.

Collections reported by collecting officers (receipts).—Statements showing receipts on a collection basis are compiled from reports received by the various administrative offices from collecting officers in the field, such as collectors of internal revenue and collectors of customs. These reports cover the collections actually made by these officers during the period specified. The collections are then deposited in a designated Government depository to the credit of the Treasurer of the United States, and the depository renders a report to the Treasurer.

Effective January 1, 1950, a revision was made in the accounting for deposits of

income taxes withheld under the Withholding Tax Act of 1943 and social security taxes withheld under the Federal Insurance Contributions Act. This revision provided for the covering into the Treasury of both types of withholdings so that the Federal old-age and survivors insurance trust fund would benefit by the earlier deposit of social security taxes. These deposits, which are made directly with depositaries and not recorded by collectors of internal revenue until quarterly tax returns are filed, are included in statements of receipts on a collection basis, as receipts of the Secretary of the Treasury in the fiscal year in which deposited, and as receipts of the collectors in the fiscal year in which returns are filed. Public Law 734, Eighty-first Congress, approved August 28, 1950, changes the basis of appropriation to the Federal old-age and survivors insurance trust fund. Effective January 1, 1951, social security employment taxes on employees and employers, together with withheld income taxes, are paid into the Treasury in combined amounts without separation as to type of tax. Appropriations of amounts equivalent to such taxes credited to the Federal old-age and survivors insurance trust fund are based initially on estimates by the Secretary of the Treasury and are later adjusted on the basis of wage records maintained by the Social Security Administration.

The reports of the collecting officers and the receipts on a covering warrant basis do not coincide for the reasons that the collecting officers make collections during the last few days of the fiscal year which are not deposited until after the close of the fiscal year and because withheld taxes are deposited directly in depositaries in advance of receipts submitted to the collectors with returns. The receipts are reported on a collection basis merely for statistical purposes and to furnish information as to detailed sources of revenue. Classification of such items on the basis of deposits has been found to be impracticable and uneconomical. Table 7 shows receipts on the basis of reports of collectors of internal revenue.

Description of Accounts Through Which Treasury Operations are Effected

All receipts of the Government are covered or credited into the general fund of the Treasury from which all expenditures are made. Receipts and expenditures, however, are classified in the Treasury's records according to the class of accounts through which operations are effected. Transactions are segregated in order to exhibit separately those effected through general, revolving, and special accounts, as contrasted with those effected through trust or deposit fund accounts. This classification was first shown for the warrants and checks-issued bases and on the daily Treasury statements beginning with the July 1, 1933, issue, in order to conform to the practice of the Bureau of the Budget. In some tables in this report, however, transactions in the five types of accounts are combined for purposes of historical comparison. A brief general explanation of the five classes of accounts is presented below.

General accounts.—The principal sources of general account receipts are income taxes, miscellaneous internal revenue, social security taxes, taxes upon carriers and their employees, and customs duties. In addition, a large number of miscellaneous receipts come under this head, including such items as proceeds of Government-owned securities (except those which are applicable to public debt retirement), sale of surplus and condemned property, Panama Canal tolls, fees (including consular and passport fees), fines, penalties, forfeitures, rentals, royalties, reimbursements, immigration head tax, sale of public land, seigniorage on coinage of subsidiary silver and minor coins, etc. Moneys represented in the general accounts may be withdrawn from the Treasury only in pursuance of appropriations made by Congress. There are six classes of appropriations payable through the general accounts of the Treasury, namely: (a) One-year, which are available for incurring obligations only during a specified fiscal year; (b) multiple-year, which are available for incurring obligations for a definite period in excess of one fiscal year; (c) no-year, which are available until exhausted for incurring obligations for an indefinite period of time; (d) definite, in which the amount is stated in the appropriation act as a specific sum of money; (e) indefinite, the amount of which is not stated in the appropriation act as a specific sum of money but is determinable only at some future date, such as an appropriation of the receipts from a certain source; and (f) permanent, which is automatically made each year over a period of time without annual action by Congress by virtue of standing legislation.

A statement of general account receipts and expenditures is, therefore, in the nature of a general operating statement, and gives a picture of the relationship between the general revenues of the Government and the operating expenditures (including capital outlays and fixed charges) chargeable against them.

Special accounts.—Special account receipts may be generally defined as funds received under special authorizations of law which may be expended only for the particular purposes specified therein. Special account receipts may not be used for the general expenditures of the Government. The more important items of receipts included under this heading, from the standpoint of amounts other than those applicable to the retirement of the public debt, are the reclamation fund, Alaska Railroad fund, and Mineral Leasing Act under the Department of the Interior; and the national forest funds under the Department of Agriculture. There are many other special account receipts of lesser importance. Details of these accounts, which are summarized under miscellaneous receipts in table 119, are given in the *Combined Statement of Receipts, Expenditures and Balances*.

Revolving and management funds.—These are funds authorized by specific provisions of law to (a) finance a continuing cycle of operations with receipts derived from such operations available in their entirety for use by the fund without further action by Congress, or (b) facilitate accounting for and administration of intragovernmental operations which are financed by two or more appropriations of an agency.

Trust accounts.—Trust account receipts represent moneys received by the Government for the benefit of individuals or classes of individuals and are used for purposes specified in the trust. Moneys held in trust, being payable to or for the use of beneficiaries only, are not available for general expenditures of the Government. There are several classes of trust account receipts, the beneficiaries under which may be either individuals or groups of individuals. The accounts may represent (a) moneys received directly from or for account of individuals, as in the case of moneys received from foreign governments or other sources in trust for citizens of the United States or others under the act of February 27, 1896; (b) moneys collected as revenues and held in trust, such as the proceeds of sales of Indian lands which are held as interest-bearing funds for the benefit of Indian tribes; (c) proceeds of grants from the general accounts of the Treasury in pursuance of treaty or other obligations such as the perpetual trust fund created for the Ute Indians under Section 5 of the act of June 15, 1880; (d) deposits, donations, or contributions for specified purposes, such as funds received for the purchase of lands in the national parks; and (e) deposits to be held until appropriate disposition thereof can be made, such as proceeds from the redemption of bonds found and whose owners are unknown.

Deposit fund accounts.—Deposit fund accounts are in the nature of suspense or banking accounts, established for moneys deposited with the Treasurer of the United States for safekeeping, and refunds representing moneys not yet ready to be covered into the Treasury or to be returned to the depositors. Such moneys are held temporarily in deposit fund accounts subject to administrative or legal determination as to their final disposition.

Summary Of Fiscal

TABLE 1.—Summary of fiscal operations,

[On basis of daily Treasury

Fiscal year or month	Budget receipts and expenditures			Trust account and other transactions, net receipts, or expenditures (—) ¹
	Net receipts ²	Expenditures ³	Surplus, or deficit (—)	
1932.....	\$1,923,913,117	\$4,659,202,825	—\$2,735,289,708	—\$5,178,050
1933.....	2,021,212,943	4,622,865,028	—2,601,652,085	—5,009,989
1934.....	3,064,267,912	6,693,899,854	—3,629,631,943	834,880,108
1935.....	3,729,913,845	6,520,965,945	—2,791,052,100	402,724,190
1936.....	4,068,936,689	8,493,485,919	—4,424,549,230	187,063,025
1937.....	4,978,600,695	7,756,021,409	—2,777,420,714	3,314,169
1938.....	5,761,623,749	6,938,240,347	—1,176,616,598	98,934,030
1939.....	5,103,396,943	8,965,554,983	—3,862,158,040	1,209,673,564
1940.....	5,264,663,044	9,182,682,204	—3,918,019,161	442,538,143
1941.....	7,227,281,383	13,386,553,742	—6,159,272,358	907,790,781
1942.....	12,696,286,084	34,186,528,816	—21,490,242,732	—1,612,785,695
1943.....	22,201,501,787	79,621,932,152	—57,420,430,365	—337,796,138
1944.....	43,891,672,699	95,315,065,241	—51,423,392,541	—2,221,918,654
1945.....	44,761,609,047	98,702,525,172	—53,940,916,126	791,293,666
1946.....	40,026,888,964	60,703,059,573	—20,676,170,609	—523,587,210
1947.....	40,042,606,290	39,288,818,630	753,787,660	—1,102,524,942
1948 ¹	42,210,770,493	33,791,300,649	8,419,469,844	—294,342,662
1949 ¹	38,245,667,810	40,057,107,858	—1,811,440,048	—494,733,365
1950.....	37,044,733,557	40,166,835,915	—3,122,102,357	99,137,360
1951.....	48,142,604,533	44,632,821,908	3,509,782,624	679,223,478
1952.....	62,128,606,580	66,145,246,958	—4,016,640,378	147,077,201
1951—July.....	2,570,778,231	4,738,543,390	—2,167,765,159	10,914,045
August.....	3,594,245,303	5,087,286,071	—1,493,040,769	83,458,073
September.....	6,208,756,055	5,162,936,892	1,045,819,163	36,895,183
October.....	2,635,031,515	5,482,528,033	—2,847,496,517	—54,558,608
November.....	3,520,878,243	5,178,445,092	—1,657,566,849	81,779,001
December.....	5,279,410,640	5,626,602,726	—347,192,086	196,367,687
1952—January.....	4,953,325,614	5,454,777,167	—501,451,553	—374,093,118
February.....	5,553,061,328	5,104,849,251	448,212,077	186,372,888
March.....	9,886,026,196	5,704,328,201	4,181,697,995	106,255,487
April.....	4,323,060,047	6,015,928,871	—1,692,868,824	—291,141,495
May.....	3,808,516,394	5,658,762,808	—1,850,246,414	356,528,645
June.....	9,795,517,013	6,930,258,457	2,865,258,556	—191,700,590

¹ Guaranteed obligations for 1934–39 on basis of Public Debt accounts, and for 1940 and subsequent years on basis of daily Treasury statements. Excludes guaranteed obligations held by the Treasury.

² Total budget receipts less amounts appropriated to Federal old-age and survivors insurance trust fund and refunds of receipts. See also footnote 3.

³ Effective Jan. 3, 1949, amounts refunded by the Government, principally for the overpayment of taxes, are reported as deductions from total receipts rather than as expenditures. Also, effective July 1, 1948, payments to the Treasury, principally by wholly owned Government corporations for retirement of capital stock and for disposition of earnings, have been excluded in reporting both budget receipts and expenditures. Neither of these changes affects the size of the budget surplus or deficit. Prior year figures have been adjusted accordingly for comparative purposes.

⁴ Figures exclude amounts for public debt retirements which are chargeable to the sinking fund, etc., under special provisions of law; and include net expenditures of wholly owned Government corporations and agencies except, beginning with the fiscal year 1951, their net investments in public debt securities. See also footnote 5.

⁵ Comprises trust accounts; sales and redemptions of securities of Government corporations, etc., in the market (net); increment on gold; through June 1950 seigniorage on silver under the Silver Purchase Act of 1934, after which it is included with other seigniorage under budget receipts; and miscellaneous funds and accounts. Also includes, beginning with the fiscal year 1951, investments of wholly owned Government corporations in public debt securities, which were previously included in budget expenditures. See table 4. Figures exclude retirement of national bank notes chargeable against increment on gold (fiscal years 1935–39.)

⁶ Clearing account for outstanding checks and interest coupons, and telegraphic reports from Federal Reserve Banks; excess of receipts, or expenditures (—).

Operations

fiscal years 1932-52 and monthly 1952

statements,¹ see p. 501]

Clearing account *	Public debt net increase, or decrease (-)	General fund balance net increase, or decrease (-)	Amount, end of period			
			General fund balance	Debt outstanding		
				Public debt	Guaranteed obligations ¹	Total
	\$2,685,720,952	-\$54,746,805	\$417,197,178	\$19,487,002,444		\$19,487,002,444
	3,051,670,116	445,008,042	862,205,221	22,538,672,560		22,538,672,560
	4,514,468,854	1,719,717,020	2,581,922,240	27,053,141,414	\$680,767,817	27,733,909,231
	1,647,751,210	-740,576,701	1,841,345,539	28,700,892,625	4,122,684,692	32,823,577,316
	5,077,650,869	840,164,664	2,681,510,204	33,778,543,494	4,718,033,242	38,496,576,735
	2,646,070,239	-128,036,307	2,533,473,897	36,424,613,732	4,664,604,533	41,089,218,265
	740,126,583	-337,555,984	2,215,917,913	37,164,740,315	4,862,791,651	42,017,531,967
	3,274,792,096	622,307,620	2,838,225,533	40,439,532,411	5,450,834,099	45,890,366,510
	2,527,998,627	-947,482,391	1,890,743,141	42,967,531,038	5,529,070,655	48,496,601,693
	5,993,912,498	742,430,921	2,633,174,062	48,961,443,536	6,370,252,580	55,331,696,116
	23,461,001,581	357,973,154	2,991,147,216	72,422,445,116	4,568,259,630	76,990,704,746
	64,273,645,214	6,515,418,710	9,506,565,926	130,696,090,330	4,099,943,046	140,796,033,376
	64,307,296,891	10,661,985,696	20,168,551,622	201,003,387,221	1,623,069,301	202,626,456,522
	57,678,800,189	4,529,177,729	24,697,729,352	258,682,187,410	3,158,392,259	259,115,345,802
	10,739,911,763	-10,459,846,056	14,237,883,295	269,422,099,173	476,384,859	269,898,484,033
	-11,135,716,063	-10,929,746,366	3,308,136,929	258,286,383,109	89,520,185	258,376,903,294
\$554,706,981	-5,994,136,596	1,623,884,548	4,932,021,477	252,292,246,513	73,400,818	252,365,707,331
-507,106,039	478,113,347	-1,461,618,165	3,470,403,312	252,770,359,860	27,275,408	252,797,635,268
366,441,900	4,586,992,491	2,046,684,380	5,517,087,682	257,357,352,351	19,503,034	257,376,855,385
432,656,856	-2,135,375,536	1,839,490,432	7,356,578,123	255,221,976,815	28,227,160	255,251,203,984
-214,140,135	3,883,201,970	-387,750,519	6,968,827,604	259,105,178,785	45,565,346	259,150,744,131
-401,389,312	434,657,185	-1,730,653,842	5,619,924,282	255,656,834,000	32,404,411	255,689,245,411
-14,459,912	987,518,296	-525,314,931	5,094,609,351	256,644,152,296	32,311,361	256,676,563,657
-103,250,532	708,742,879	1,821,751,865	6,916,361,215	257,352,895,175	37,483,073	257,390,378,248
-30,294,639	945,296,199	-2,042,476,655	4,873,884,561	258,298,191,374	42,840,062	258,340,253,436
-85,717,729	1,305,911,846	-249,792,726	4,624,091,835	259,604,103,220	42,177,966	259,646,270,186
20,083,275	-185,502,392	-329,416,600	4,294,675,235	259,418,600,828	37,753,661	259,456,354,489
6,910,190	356,788,797	-415,260,937	3,879,414,298	259,775,389,625	36,915,557	259,812,305,182
-103,494,937	586,586,216	1,195,691,260	5,075,105,558	260,361,955,841	44,389,657	260,396,345,498
-25,459,921	-2,278,451,606	1,764,966,212	6,840,071,770	258,083,504,236	45,328,539	258,129,032,775
-244,535,665	208,835,626	-1,446,673,240	5,393,398,530	258,292,339,562	44,389,657	258,336,729,519
328,501,452	1,613,005,645	-27,845,823	5,421,244,354	259,095,345,807	45,328,539	259,050,674,046
-91,442,064	-800,166,721	1,547,583,251	6,968,827,604	259,105,178,785	45,565,346	259,150,744,131
-325,807,995						

¹ Sec. 114 (f) of the Economic Cooperation Act of 1948, approved Apr. 3, 1948, required that the sum of \$3,000,000,000 be transferred to a trust fund entitled "Foreign Economic Cooperation Trust Fund," and "considered as expended during the fiscal year 1948, for the purpose of reporting governmental expenditures." The effect of this was to charge the budget in the fiscal year 1948 for expenditures made in the fiscal year 1949, with consequent effect on the budget surplus or deficit of those years. This bookkeeping transaction had no effect on the actual timing of either receipts or expenditures. In order to simplify comparison of figures between years, the transactions shown in this table do not take into account the transfer of \$3,000,000,000 in the fiscal year 1948 to the Foreign Economic Cooperation trust fund; expenditures of \$3,000,000,000 during the fiscal year 1949 from the Foreign Economic Cooperation trust fund are treated as budget expenditures in this table. If effect is given to sec. 114 (f) of the Economic Cooperation Act of 1948, the budget results for the fiscal years 1948 and 1949 would be as follows:

	Fiscal year 1948	Fiscal year 1949
Budget receipts.....	\$42,210,770,493	\$38,245,667,810
Budget expenditures.....	36,791,300,649	37,057,107,858
Budget surplus.....	5,419,469,844	1,188,559,952

Receipts and

TABLE 2.—Receipts and expenditures,

(On basis of warrants issued from 1789 to 1915, and on basis of daily Treasury statements for 1916 and subsequent years. Trust accounts excluded for 1931 and subsequent years.)

Year	Receipts					
	Customs (including tonnage tax)	Internal revenue		Other receipts ²	Total receipts ³	Net receipts ⁴
		Income and profits taxes	Other			
1789-91	\$4,399,473			\$19,440	\$4,418,913	\$4,418,913
1792	3,443,071		\$208,943	17,946	3,669,960	3,669,960
1793	4,255,307		337,706	59,910	4,652,923	4,652,923
1794	4,801,065		274,090	356,750	5,431,905	5,431,905
1795	5,588,461		337,755	188,318	6,114,534	6,114,534
1796	6,567,988		475,290	1,334,252	8,377,530	8,377,530
1797	7,549,650		575,491	563,640	8,688,781	8,688,781
1798	7,106,002		644,358	150,076	7,900,496	7,900,496
1799	6,610,449		779,136	157,228	7,546,813	7,546,813
1800	9,080,933		809,396	958,420	10,848,749	10,848,749
1801	10,750,779		1,048,033	1,136,519	12,935,331	12,935,331
1802	12,438,236		621,899	1,935,659	14,995,794	14,995,794
1803	10,479,418		215,180	369,500	11,064,098	11,064,098
1804	11,098,565		50,941	676,801	11,826,307	11,826,307
1805	12,926,487		21,747	602,459	13,560,693	13,560,693
1806	14,667,698		20,101	872,132	15,559,931	15,559,931
1807	15,845,522		13,051	939,446	16,398,019	16,398,019
1808	16,363,551		8,211	688,900	17,060,662	17,060,662
1809	7,296,021		4,044	473,408	7,773,473	7,773,473
1810	8,583,309		7,431	793,475	9,384,215	9,384,215
1811	13,313,223		2,296	1,108,010	14,423,529	14,423,529
1812	8,958,778		4,903	837,452	9,801,133	9,801,133
1813	13,224,623		4,755	1,111,032	14,340,410	14,340,410
1814	5,998,772		1,662,985	3,519,868	11,181,625	11,181,625
1815	7,282,942		4,678,059	3,768,023	15,729,024	15,729,024
1816	36,306,875		5,124,708	6,246,088	47,677,671	47,677,671
1817	26,283,348		2,678,101	4,137,601	33,099,050	33,099,050
1818	17,176,385		955,270	3,453,516	21,585,171	21,585,171
1819	20,283,609		229,594	4,090,172	24,603,375	24,603,375
1820	15,005,612		106,261	2,768,797	17,880,670	17,880,670
1821	13,004,447		69,028	1,499,905	14,573,380	14,573,380
1822	17,589,762		67,666	2,575,000	20,232,428	20,232,428
1823	19,088,433		34,242	1,417,991	20,540,666	20,540,666
1824	17,878,326		34,663	1,468,224	19,381,213	19,381,213
1825	20,098,713		25,771	1,716,374	21,840,858	21,840,858
1826	23,341,332		21,590	1,897,512	25,260,434	25,260,434
1827	19,712,283		19,886	3,234,195	22,966,364	22,966,364
1828	23,205,524		17,452	1,540,654	24,763,630	24,763,630
1829	22,681,966		14,503	2,131,168	24,827,627	24,827,627
1830	21,922,391		12,161	2,909,564	24,844,116	24,844,116
1831	24,224,442		6,934	4,295,445	28,526,821	28,526,821
1832	28,465,237		11,631	3,388,693	31,865,561	31,865,561
1833	29,032,509		2,759	4,913,169	33,948,427	33,948,427
1834	16,214,957		4,196	5,572,783	21,791,936	21,791,936
1835	19,391,311		10,459	16,028,317	35,430,087	35,430,087
1836	23,409,941		370	27,416,485	50,826,796	50,826,796
1837	11,169,290		5,494	13,779,369	24,954,153	24,954,153
1838	16,158,800		2,467	10,141,295	26,302,562	26,302,562
1839	23,137,925		2,553	8,342,271	31,482,749	31,482,749
1840	13,499,502		1,682	5,978,931	19,480,115	19,480,115
1841	14,487,217		3,261	2,369,682	16,860,160	16,860,160
1842	18,187,909		495	1,787,794	19,976,198	19,976,198
1843	7,046,844		103	1,255,755	8,302,702	8,302,702
1844	26,183,571		1,777	3,136,026	29,321,374	29,321,374
1845	27,528,113		3,517	2,438,476	29,970,106	29,970,106
1846	26,712,668		2,897	2,984,402	29,699,967	29,699,967
1847	23,747,865		375	2,747,529	26,495,769	26,495,769
1848	31,757,071		375	3,978,333	35,735,779	35,735,779
1849	28,346,739			2,861,404	31,208,143	31,208,143
1850	39,668,686			3,934,763	43,603,439	43,603,439
1851	49,017,568			3,541,736	52,559,304	52,559,304
1852	47,339,327			2,507,489	49,846,816	49,846,816
1853	58,931,866			2,655,188	61,587,054	61,587,054
1854	64,224,190			9,576,151	73,800,341	73,800,341
1855	53,025,794			12,324,781	65,350,575	65,350,575
1856	64,022,863			10,033,836	74,056,699	74,056,699

Footnotes at end of table.

Expenditures

fiscal years 1789-1952 ¹sequent years, see p. 501. General, special, emergency, and trust accounts combined from 1789 through
quent years. For explanation of accounts, see p. 503]

Expenditures					Surplus, or deficit (-)
Department of the Army (formerly War Department) ^{1,2}	Department of the Navy ³	Interest on the public debt	All other ⁴	Total expend- itures ⁵	
\$632,804	\$570	\$2,349,437	\$1,286,216	\$4,269,027	\$149,886
1,100,702	53	3,201,628	777,149	5,079,532	-1,409,572
1,130,249	-----	2,772,242	579,822	4,482,313	170,610
2,639,098	61,409	3,490,293	800,039	6,990,839	-1,558,934
2,480,910	410,562	3,189,151	1,459,186	7,539,809	-1,425,275
1,260,264	274,784	3,195,055	996,883	5,726,986	2,650,544
1,039,403	382,632	3,300,043	1,411,556	6,133,634	2,555,147
2,009,522	1,381,348	3,053,281	1,232,353	7,676,504	223,992
2,466,947	2,858,082	3,186,288	1,155,138	9,666,455	-2,119,642
2,560,879	3,448,716	3,374,705	1,401,775	10,786,075	62,674
1,672,944	2,111,424	4,412,913	1,197,301	9,394,582	3,540,749
1,179,148	915,562	4,125,039	1,642,369	7,862,118	7,133,676
822,056	1,215,231	3,848,828	1,965,538	7,851,653	3,212,445
875,424	1,189,833	4,266,583	2,387,602	8,719,442	3,106,865
712,781	1,597,500	4,148,999	4,046,954	10,506,234	3,054,459
1,224,355	1,649,641	3,723,408	3,206,213	9,803,617	5,756,314
1,288,686	1,722,064	3,369,578	1,973,823	8,354,151	8,043,868
2,900,834	1,884,068	3,428,153	1,719,437	9,932,492	7,128,170
3,345,772	2,427,759	2,866,075	1,641,142	10,280,748	-2,507,275
2,294,324	1,654,244	2,845,428	1,362,514	8,156,510	1,227,705
2,032,828	1,965,566	2,465,733	1,594,210	8,058,337	6,365,192
11,817,798	3,959,365	2,451,273	2,052,335	20,280,771	-10,479,638
19,652,013	6,446,600	3,599,455	1,983,784	31,681,852	-17,341,442
20,350,807	7,311,291	4,593,239	2,465,589	34,720,926	-23,539,301
14,794,294	8,660,000	5,754,569	3,499,276	32,708,139	-16,979,115
16,012,097	3,908,278	7,213,259	3,453,057	30,586,691	17,090,980
8,004,237	3,314,598	6,389,210	4,135,775	21,843,820	11,255,230
5,622,715	2,953,695	6,016,447	5,232,264	19,825,121	1,760,050
6,506,300	3,847,640	5,163,538	5,946,332	21,463,810	3,139,565
2,630,392	4,387,990	5,126,097	6,116,148	18,260,627	-379,957
4,461,292	3,319,243	5,087,274	2,942,944	15,810,753	-1,237,373
3,111,981	2,224,459	5,172,578	4,491,202	15,000,220	5,232,208
3,096,924	2,503,766	4,922,685	4,183,465	14,706,840	5,833,826
3,340,940	2,904,582	4,996,562	9,084,624	20,326,708	-945,495
3,659,914	3,049,084	4,366,769	4,781,462	15,857,229	5,983,629
3,943,194	4,218,902	3,973,481	4,900,220	17,035,797	8,224,637
3,938,978	4,263,877	3,486,072	4,450,241	16,139,168	8,227,196
4,145,645	3,918,786	3,098,801	5,231,711	16,394,843	8,368,787
4,724,291	3,308,745	2,542,843	4,627,454	15,203,333	9,624,294
4,767,129	3,239,429	1,913,533	5,222,975	15,143,066	9,701,050
4,841,836	3,856,183	1,353,583	5,166,049	15,247,651	13,279,170
5,446,035	3,956,370	772,562	7,113,983	17,288,950	14,576,611
6,704,019	3,901,357	303,797	12,108,379	23,017,552	10,930,875
5,696,189	3,956,260	202,153	8,772,867	18,627,569	3,164,367
5,769,157	3,864,939	57,863	7,590,854	17,672,813	17,837,274
12,169,227	5,807,718	-----	12,891,219	30,868,164	19,588,632
13,682,734	6,646,915	-----	16,913,847	37,243,496	-12,289,343
12,897,224	6,131,596	14,997	14,821,242	33,865,059	7,562,497
8,916,996	6,182,294	399,834	11,400,004	26,899,128	4,583,621
7,097,070	6,113,897	174,598	10,932,014	24,317,579	-4,837,464
8,805,565	6,001,077	284,978	11,474,253	26,565,873	-9,705,713
6,611,887	8,387,243	773,550	9,423,081	25,205,761	-5,228,563
2,957,300	3,727,711	523,595	4,849,469	11,858,075	-3,555,373
5,179,220	6,498,199	1,833,867	8,826,285	22,337,571	6,983,803
5,762,644	6,297,245	1,040,032	9,847,487	22,937,408	7,032,698
10,792,867	6,454,947	842,723	9,678,388	27,766,925	1,933,042
38,305,620	7,900,636	1,119,215	9,956,041	57,281,412	-30,785,643
25,501,963	9,408,476	2,390,825	8,075,962	45,377,226	-9,641,447
14,852,966	9,786,706	3,565,578	16,846,407	45,051,657	-13,843,514
9,400,239	7,904,709	3,782,331	18,456,213	39,543,492	4,059,947
11,811,793	9,005,931	3,696,721	23,194,572	47,709,017	4,850,287
8,226,247	8,962,801	4,000,298	23,016,573	44,194,919	5,651,897
9,947,291	10,918,781	3,665,833	23,652,206	48,184,111	13,402,943
11,733,629	10,798,586	3,071,017	32,441,630	58,044,862	15,755,479
14,773,826	13,312,024	2,314,375	29,342,443	59,742,668	5,607,907
16,948,197	14,091,781	1,953,822	36,577,226	69,571,026	4,485,673

TABLE 2.—Receipts and expenditures,

Year	Receipts					
	Customs (including tonnage tax)	Internal revenue		Other receipts *	Total receipts *	Net receipts *
		Income and profits taxes	Other			
1857	\$63,875,905			\$5,089,408	\$68,965,313	\$68,965,313
1858	41,789,621			4,865,745	46,655,366	46,655,366
1859	49,565,824			3,920,641	53,486,465	53,486,465
1860	53,187,512			2,877,096	56,064,608	56,064,608
1861	39,582,126			1,927,805	41,509,931	41,509,931
1862	49,056,398			2,931,058	51,987,456	51,987,456
1863	69,059,642	\$2,741,858	\$34,898,930	5,996,861	112,697,291	112,697,291
1864	102,316,153	20,294,732	89,446,402	52,569,484	264,626,771	264,626,771
1865	84,928,261	60,979,329	148,484,886	39,322,129	333,714,605	333,714,605
1866	179,046,652	72,982,159	236,244,654	69,759,155	558,032,620	558,032,620
1867	176,417,811	66,014,429	200,013,108	48,188,662	490,634,010	490,634,010
1868	164,464,600	41,455,598	149,631,991	50,085,894	405,638,083	405,638,083
1869	180,048,427	34,791,856	123,564,605	32,538,869	370,943,747	370,943,747
1870	194,538,374	37,775,874	147,123,882	31,817,347	411,255,477	411,255,477
1871	206,270,408	19,162,651	123,935,503	33,955,333	383,323,945	383,323,945
1872	216,370,287	14,436,862	116,205,316	27,094,403	374,106,868	374,106,868
1873	188,089,523	5,062,312	108,667,002	31,919,368	333,738,205	333,738,205
1874	163,103,834	139,472	102,270,313	39,465,137	304,978,756	304,978,756
1875	157,167,722	233	110,007,261	20,824,835	288,000,051	288,000,051
1876	148,071,985	588	116,700,144	29,323,148	294,095,865	294,095,865
1877	130,956,493	98	118,630,310	31,819,518	281,406,419	281,406,419
1878	130,170,680		110,581,625	17,011,574	257,763,879	257,763,879
1879	137,250,048		113,561,611	23,015,526	273,827,185	273,827,185
1880	186,522,064		124,009,374	22,995,173	333,526,611	333,526,611
1881	198,159,676	3,022	135,261,364	27,358,231	360,782,293	360,782,293
1882	220,410,730		146,497,596	36,616,924	403,525,250	403,525,250
1883	214,706,497		144,720,369	38,860,716	398,287,582	398,287,582
1884	195,067,490	55,628	121,530,445	31,866,307	348,519,870	348,519,870
1885	181,471,939		112,498,726	29,720,041	323,690,706	323,690,706
1886	192,905,023		116,805,936	26,728,767	336,439,726	336,439,726
1887	217,286,893		118,823,391	35,292,993	371,403,277	371,403,277
1888	219,091,174		124,296,872	35,878,029	379,266,075	379,266,075
1889	223,832,742		130,881,514	32,335,803	387,050,059	387,050,059
1890	229,668,585		142,606,706	30,805,693	403,080,984	403,080,984
1891	219,522,205		145,686,250	27,403,992	392,612,447	392,612,447
1892	177,452,964		153,971,072	23,513,748	354,937,784	354,937,784
1893	203,355,017		161,027,624	21,436,988	385,819,629	385,819,629
1894	131,818,531		147,111,233	27,425,552	306,355,316	306,355,316
1895	152,158,617	77,131	143,344,541	29,149,130	324,729,419	324,729,419
1896	160,021,752		146,762,865	31,357,830	338,142,447	338,142,447
1897	176,554,127		146,688,574	24,479,004	347,721,705	347,721,705
1898	149,575,062		170,900,642	84,845,631	405,321,335	405,321,335
1899	206,128,482		273,437,162	36,394,977	515,960,621	515,960,621
1900	233,164,871		295,327,927	38,748,054	567,240,852	567,240,852
1901	238,585,456		307,180,664	41,919,218	587,685,338	587,685,338
1902	254,444,708		271,880,122	36,153,403	562,478,233	562,478,233
1903	284,479,582		230,810,124	46,591,016	561,880,722	561,880,722
1904	261,274,565		232,904,119	46,908,401	541,087,085	541,087,085
1905	261,798,857		234,095,741	48,380,087	544,274,685	544,274,685
1906	300,251,878		249,150,213	45,582,355	594,984,446	594,984,446
1907	332,233,363		269,666,732	63,960,250	665,860,386	665,860,386
1908	286,113,130		251,711,127	64,037,650	601,861,907	601,861,907
1909	300,711,934		246,212,644	57,395,920	604,320,498	604,320,498
1910	333,683,445	20,951,781	268,981,738	51,894,751	675,511,715	675,511,715
1911	314,497,071	33,516,977	289,012,224	64,806,639	701,832,911	701,832,911
1912	311,321,672	28,583,304	293,028,896	59,675,332	692,609,204	692,609,204
1913	318,891,396	35,006,300	309,410,666	60,802,868	724,111,230	724,111,230
1914	292,320,014	71,381,275	308,659,733	62,312,145	734,673,167	734,673,167
1915	290,786,672	80,201,759	335,467,887	72,454,509	697,910,827	697,910,827
1916	213,185,846	124,937,253	387,764,776	56,646,673	782,534,548	782,534,548
1917	225,962,393	359,681,228	449,684,980	88,996,194	1,124,324,795	1,124,324,795
1918	179,998,385	2,314,006,292	872,028,020	298,550,168	3,664,582,865	3,664,582,865
1919	184,457,867	3,018,783,687	1,296,501,292	652,514,290	5,152,257,136	5,152,257,136
1920	322,902,650	3,944,949,288	1,460,082,287	966,631,164	6,694,565,389	6,694,565,389
1921	308,564,391	3,206,046,158	1,390,379,823	719,942,589	5,624,932,961	5,624,932,961
1922	356,443,387	2,068,128,193	1,145,125,064	539,407,507	4,109,104,151	4,109,104,151
1923	561,928,867	2,678,607,428	945,865,333	820,733,853	4,007,135,481	4,007,135,481
1924	545,637,504	1,842,144,418	953,012,618	671,250,162	4,012,044,702	4,012,044,702

Footnotes at end of table.

fiscal years 1789-1952 ¹—Continued

Expenditures					
Department of the Army (formerly War Department) ^{2,3}	Department of the Navy ³	Interest on the public debt	All other ^{2,3}	Total expenditures ^{3,4}	Surplus, or deficit (—) ⁵
\$19,261,774	\$12,747,977	\$1,678,265	\$34,107,692	\$67,795,708	\$1,169,605
25,485,383	13,984,551	1,567,056	33,148,280	74,185,270	-27,629,904
23,243,823	14,642,990	2,638,464	28,545,700	69,070,977	-15,584,512
16,409,767	11,514,965	3,177,315	32,028,551	63,130,598	-7,065,990
22,981,150	12,420,888	4,000,174	27,144,433	66,546,645	-25,036,714
394,368,407	42,668,277	13,190,325	24,534,810	474,761,819	-422,774,363
599,298,601	63,221,964	24,729,847	27,490,313	714,740,725	-602,043,434
690,791,843	85,725,995	53,685,422	35,119,382	865,322,642	-600,695,871
1,031,323,361	122,612,945	77,397,712	66,221,206	1,297,555,224	-963,840,619
284,449,702	43,324,118	133,067,742	59,967,855	520,809,417	37,223,203
95,224,415	31,034,011	143,781,592	87,502,657	357,542,675	133,091,335
123,246,648	25,775,503	140,424,046	87,894,088	377,340,285	28,297,798
78,501,991	20,000,758	130,694,243	93,668,286	322,865,278	48,078,469
57,655,676	21,780,230	129,235,498	100,982,157	309,653,561	101,601,916
35,790,992	19,431,027	125,576,566	111,369,603	292,177,188	91,146,757
35,372,157	21,249,810	117,357,840	103,538,156	277,517,963	96,588,905
46,323,138	23,526,257	104,750,688	115,745,162	290,345,245	43,392,960
42,313,927	30,932,587	107,119,815	122,267,544	302,633,873	2,344,883
41,120,646	21,497,626	103,093,545	108,911,576	274,623,393	13,376,658
38,070,889	18,963,310	100,243,271	107,823,615	265,101,085	28,994,780
37,082,736	14,959,935	97,124,512	92,167,292	241,334,475	40,071,944
32,154,148	17,365,301	102,500,875	84,944,003	236,964,327	20,799,552
40,425,661	15,125,127	105,327,949	106,069,147	266,947,884	6,879,301
38,116,916	13,536,985	95,757,575	120,231,482	267,642,958	65,883,653
40,460,461	15,686,672	82,508,741	122,051,014	260,712,888	100,069,405
43,570,494	15,032,046	71,077,207	128,301,693	257,981,440	145,543,810
48,911,383	15,283,437	59,160,131	142,053,187	265,408,138	132,878,444
39,429,603	17,292,601	54,578,379	132,825,661	244,126,244	104,393,626
42,670,578	16,021,080	51,386,256	150,149,021	260,226,935	63,463,771
34,324,153	13,907,888	50,580,146	143,670,952	242,483,139	93,956,587
38,561,026	15,141,127	47,741,577	166,488,451	267,932,181	103,471,096
38,522,436	16,926,438	44,715,007	167,760,920	267,924,801	111,341,274
44,435,271	21,378,809	41,001,484	192,473,414	299,288,978	87,761,081
44,582,838	22,006,206	36,099,284	215,352,383	318,040,711	85,040,273
48,720,065	26,113,896	37,547,135	253,392,808	365,773,904	26,838,543
46,895,456	29,174,139	23,378,116	245,575,620	345,023,331	9,914,453
49,641,773	30,136,084	27,264,392	276,435,704	383,477,953	2,341,676
54,567,930	31,701,294	27,841,406	253,414,651	367,525,281	-61,169,965
51,804,759	28,797,796	30,978,030	244,614,713	356,195,298	-31,465,879
50,830,921	27,147,732	35,385,029	238,815,764	352,179,446	-14,036,999
48,950,268	34,561,546	37,791,110	244,471,235	365,774,159	-18,052,454
91,992,000	58,823,985	37,585,056	254,967,542	443,368,583	-38,047,248
229,841,254	63,942,104	39,896,925	271,391,896	605,072,179	-89,111,558
134,774,768	55,953,078	40,160,333	289,972,668	520,860,847	46,380,005
144,615,697	60,506,978	32,342,979	287,151,271	524,616,925	63,068,413
112,272,216	67,803,128	29,108,045	276,050,860	485,234,249	77,243,984
118,629,505	82,618,034	28,556,349	287,202,239	517,006,127	44,874,595
165,199,911	102,956,102	24,646,490	290,857,397	583,659,900	-42,572,815
126,093,894	117,550,308	24,590,944	299,043,768	567,278,914	-23,004,229
137,326,066	110,474,264	24,308,576	298,093,372	570,202,278	24,782,188
149,775,084	97,128,649	24,481,158	307,744,131	579,128,842	86,731,544
175,840,453	118,037,097	21,426,138	343,892,632	659,196,320	-57,334,413
192,480,904	115,546,011	21,803,836	363,907,134	693,743,885	-89,423,387
189,823,379	123,173,717	21,342,979	359,276,990	693,617,065	-18,105,550
197,199,491	119,937,644	21,311,334	352,753,043	691,201,512	10,631,399
184,122,793	135,591,956	22,616,300	347,550,285	689,881,334	2,727,870
202,128,711	133,262,862	22,899,108	366,221,282	724,511,063	-400,733
208,349,746	139,682,186	22,863,957	364,185,542	755,081,431	-408,204
202,160,134	141,835,654	22,962,897	393,688,117	760,586,802	-62,675,975
183,176,439	153,853,567	22,900,869	374,125,327	734,056,202	48,478,346
377,940,870	239,632,757	24,742,702	1,335,765,422	1,977,681,751	-853,556,956
4,869,955,286	1,278,840,487	189,743,277	6,358,163,421	12,696,702,471	-9,032,119,606
9,009,075,789	2,002,310,785	619,215,569	6,884,277,812	18,514,878,955	-13,362,622,819
1,621,953,095	736,021,456	1,020,251,622	3,025,117,668	6,403,343,841	291,221,548
1,118,076,423	650,373,836	999,144,731	2,348,332,700	5,115,927,690	509,005,271
457,756,139	476,775,194	991,000,759	1,447,075,808	3,372,607,900	736,496,251
397,050,596	333,201,362	1,055,923,690	1,508,451,881	3,294,627,829	712,507,952
367,016,878	332,249,137	940,602,913	1,418,809,037	3,048,677,965	963,366,737

TABLE 2.—Receipts and expenditures,

Year	Receipts					
	Customs (including tonnage tax) ¹	Internal revenue		Other receipts ²	Total receipts ³	Net receipts ⁴
		Income and profits taxes	Other			
1925.....	\$547,561,226	\$1,760,537,824	\$828,638,068	\$643,411,567	\$3,780,148,685	\$3,780,148,685
1926.....	579,430,093	1,982,040,088	855,599,289	545,686,220	3,962,755,690	3,962,755,690
1927.....	605,499,983	2,224,992,800	644,421,542	654,480,116	4,129,394,441	4,129,394,441
1928.....	568,986,188	2,173,952,557	621,018,666	678,390,745	4,042,348,156	4,042,348,156
1929.....	602,262,786	2,330,711,823	607,307,549	492,968,067	4,033,250,225	4,033,250,225
1930.....	587,000,903	2,410,986,978	628,308,036	551,645,785	4,177,941,702	4,177,941,702
1931.....	378,354,005	1,860,394,295	569,386,721	381,503,611	3,189,638,632	3,115,556,923
1932.....	327,754,969	1,057,335,853	503,670,481	116,964,134	2,005,725,437	1,923,913,117
1933.....	250,750,251	746,206,445	858,217,512	224,522,534	2,079,696,742	2,021,212,943
1934.....	313,434,302	817,961,481	1,822,642,347	161,515,919	3,115,554,050	3,064,267,912
1935.....	343,353,034	1,099,118,638	2,178,571,390	179,424,141	3,800,467,202	3,729,913,845
1936.....	386,811,594	1,426,575,434	2,086,276,174	216,293,413	4,115,956,615	4,068,936,689
1937.....	486,356,599	2,163,413,817	2,433,726,286	210,093,535	5,293,590,237	4,978,600,695
1938.....	359,187,249	2,640,284,711	3,034,033,726	208,155,541	6,241,661,227	5,761,623,749
1939.....	318,837,311	2,188,757,289	2,972,463,558	187,765,468	5,667,823,626	5,103,396,943
1940.....	348,590,636	2,125,324,635	3,177,809,353	241,643,315	5,893,367,939	5,264,663,044
1941.....	391,870,013	3,469,637,849	3,892,037,133	242,066,585	7,995,611,580	7,227,281,383
1942.....	388,948,427	7,960,464,973	5,032,652,915	294,614,145	13,676,680,460	12,696,286,084
1943.....	324,290,778	16,093,668,781	6,050,300,218	934,062,619	23,402,322,396	22,201,601,787
1944.....	431,252,168	34,654,851,852	7,030,135,478	3,324,809,903	45,441,049,402	43,891,672,699
1945.....	354,775,542	35,173,051,373	8,728,950,555	3,493,528,901	47,750,306,371	44,761,609,047
1946.....	435,475,072	30,884,796,016	9,425,537,282	3,492,326,920	44,238,135,290	40,026,888,964
1947.....	494,078,260	29,305,568,454	10,073,840,241	4,634,701,652	44,508,188,607	40,042,606,290
1948 ¹¹	421,723,028	31,170,968,403	10,682,516,849	3,823,599,033	46,098,807,314	42,210,770,493
1949 ¹¹	384,484,796	29,482,283,759	10,825,001,116	2,081,735,850	42,773,505,520	38,245,667,810
1950.....	422,650,329	28,262,671,097	11,185,936,012	1,439,370,414	41,310,627,852	37,044,733,557
1951 ¹²	624,008,052	37,752,553,688	13,353,541,306	1,638,568,845	53,368,671,892	48,142,604,533
1952.....	550,696,370	51,346,525,736	14,288,368,522	1,813,778,921	67,999,369,558	62,128,606,580

NOTE.—For postal receipts and expenditures, see table 10.

¹ Revised.² From 1789 to 1842 the fiscal year ended Dec. 31; from 1844 to date, on June 30. Figures for 1843 are for a half year, Jan. 1 to June 30.³ Comprises railroad unemployment insurance contributions, proceeds of Government-owned securities, Panama Canal tolls, etc., proceeds from sales of surplus property (act Oct. 3, 1944), deposits resulting from renegotiation of war contracts (see table 5), seigniorage, and other miscellaneous.⁴ Effective Jan. 3, 1949, amounts refunded by the Government, principally for the overpayment of taxes, are being reported as deductions from total receipts rather than as expenditures. Also, effective July 1, 1948, payments to the Treasury, principally by wholly owned Government corporations for retirement of capital stock and for disposition of earnings, have been excluded in reporting both budget receipts and expenditures. Neither of these changes affects the size of the budget surplus or deficit. Prior year figures, beginning with the fiscal year 1931, have been adjusted accordingly for comparative purposes. The amounts that have been adjusted on account of refunds of receipts and capital transfers for the fiscal years 1931 through 1948 are as follows:

	Refunds of receipts	Capital transfers		Refunds of receipts	Capital transfers
1931.....	\$74,081,709	-----	1940.....	\$78,704,895	\$43,756,731
1932.....	81,812,320	-----	1941.....	80,189,469	299,741,000
1933.....	58,483,709	-----	1942.....	84,775,537	18,000,000
1934.....	51,286,138	-----	1943.....	70,325,408	9,815,514
1935.....	70,553,357	-----	1944.....	237,254,269	-----
1936.....	47,019,926	-----	1945.....	1,678,777,924	16,187,609
1937.....	49,989,542	\$250,000	1946.....	2,973,027,879	37,831,985
1938.....	93,037,478	-----	1947.....	3,006,090,396	210,158,503
1939.....	61,426,683	-----	1948.....	2,271,874,777	262,896,807

⁵ Net receipts equal total receipts less (a) appropriations to Federal old-age and survivors insurance trust fund beginning with the fiscal year 1937 and (b) refunds of receipts beginning with the fiscal year 1931.⁶ Excludes civil expenditures under War and Navy Departments in Washington through 1915. Subsequent to 1915 includes all expenditures made by the Departments of the Army (including rivers and harbors and Panama Canal), Navy, and, beginning with the fiscal year 1949, the Air Force, irrespective of the original source of funds.

fiscal years 1789-1952¹—Continued

Expenditures						Surplus, or deficit (—) ⁸
Department of the Army (formerly War Department) ⁶	Department of the Navy ⁷	Department of the Air Force ¹⁰	Interest on the public debt	All other ⁹	Total expenditures ³	
\$370,980,708	\$346,142,001	-----	\$881,806,662	\$1,464,175,961	\$3,063,105,332	\$717,043,353
364,089,945	312,743,410	-----	831,937,700	1,588,840,765	3,097,611,823	865,143,867
369,114,122	318,909,096	-----	787,019,578	1,498,986,878	2,974,029,674	1,155,364,766
400,989,683	331,335,492	-----	731,764,476	1,639,175,204	3,103,264,855	939,083,301
425,947,194	364,561,544	-----	678,330,400	1,830,020,348	3,298,859,486	734,390,739
464,853,515	374,165,639	-----	659,347,613	1,941,902,117	3,440,268,884	737,672,818
486,141,754	353,768,185	-----	611,559,704	2,125,964,360	3,577,434,003	-461,877,080
476,305,311	357,517,834	-----	599,276,631	3,226,103,049	4,659,202,825	-2,735,289,708
434,620,860	349,372,794	-----	689,365,106	3,149,506,267	4,622,865,028	-2,601,652,085
408,586,783	296,927,490	-----	756,617,127	5,231,768,454	6,693,899,854	-3,629,631,943
487,995,220	436,265,532	-----	820,926,353	4,775,778,841	6,520,965,945	-2,791,052,100
618,587,184	528,882,143	-----	749,396,802	6,596,619,790	8,374,485,919	-4,424,549,230
628,104,285	556,674,066	-----	866,384,331	5,704,858,728	7,756,021,409	-2,777,420,714
644,263,842	596,129,739	-----	926,280,714	4,771,566,052	6,938,240,348	-1,176,616,598
695,256,481	672,722,327	-----	940,539,764	6,657,036,411	8,965,554,983	-3,862,158,040
907,160,151	891,484,523	-----	1,040,935,697	6,343,101,833	9,182,682,204	-3,918,019,161
3,938,943,048	2,313,057,956	-----	1,110,692,812	6,023,859,926	13,386,553,742	-6,159,272,358
14,325,508,098	8,579,588,976	-----	1,260,085,336	10,021,346,406	34,186,528,816	-21,490,242,732
42,525,562,523	20,888,349,026	-----	1,808,160,396	14,399,860,208	79,621,932,152	-57,420,430,365
49,438,330,158	26,537,633,877	-----	2,608,979,806	16,730,121,400	95,315,065,241	-51,423,392,541
50,490,101,935	30,047,152,135	-----	3,616,686,048	14,548,585,054	98,702,525,172	-53,940,916,126
27,986,769,041	15,164,412,379	-----	4,721,957,683	12,829,920,470	60,703,059,573	-20,676,170,609
9,172,138,869	5,597,203,036	-----	4,957,922,484	19,561,554,240	39,288,818,630	753,787,660
7,698,556,403	4,284,619,125	-----	5,211,101,865	16,597,023,255	33,791,300,649	8,419,469,844
7,862,397,097	4,434,705,920	\$1,690,460,724	5,339,396,336	20,730,147,780	40,057,107,858	-1,811,440,048
5,789,467,599	4,129,545,653	3,520,632,580	5,749,913,064	20,977,277,019	40,166,835,915	-3,122,102,357
8,635,938,754	5,862,548,845	6,358,603,828	5,612,654,812	18,163,075,669	44,632,821,908	3,509,782,624
17,567,805,611	10,231,264,765	12,851,619,343	5,859,263,437	19,635,293,802	66,145,246,958	-4,016,640,378

⁶ Title was changed pursuant to act of July 26, 1947. Figures for Department of the Army include expenditures of Department of the Air Force from funds made available prior to fiscal year 1949. Expenditures for Office of the Secretary of Defense are included in "All other."

⁷ Includes civil expenditures under War and Navy Departments in Washington through 1915; expenditures of Office of Secretary of Defense; unavailable funds charged off under act of June 3, 1922 (42 Stat. 1592); and expenditures for "Government corporations (wholly owned), etc. (net)."

⁸ The practice of including statutory debt retirements in budget expenditures was discontinued effective with fiscal year 1948. Such expenditures are not included in this table, nor does the "Surplus or deficit" take into account such expenditures. Table 27 shows details of statutory debt retirements.

⁹ Beginning with 1932, tonnage tax has been covered into Treasury as miscellaneous receipts included in "Other receipts."

¹⁰ Expenditures for the Department of the Air Force formerly included under Department of the Army.

¹¹ Sec. 114 (f) of the Economic Cooperation Act of 1948, approved Apr. 3, 1948, required that the sum of \$3,000,000,000 be transferred to a trust fund entitled "Foreign Economic Cooperation Trust Fund" and "considered as expended during the fiscal year 1948, for the purpose of reporting governmental expenditures." The effect of this was to charge the budget in the fiscal year 1948 for expenditures made in the fiscal year 1949, with consequent effect on the budget surplus or deficit of those years. This bookkeeping transaction had no effect on the actual timing of either receipts or expenditures. In order to simplify comparison of figures between years, the transactions shown in this table do not take into account the transfer of \$3,000,000,000 in the fiscal year 1948 to the Foreign Economic Cooperation trust fund; expenditures of \$3,000,000,000 during the fiscal year 1949 from the Foreign Economic Cooperation trust fund are treated as budget expenditures in this table. If effect is given to Sec. 114 (f) of the Economic Cooperation Act of 1948, the budget results for the fiscal years 1948 and 1949 would be as follows:

	Fiscal year 1948	Fiscal year 1949
Budget receipts.....	\$42,210,770,493	\$38,245,667,810
Budget expenditures.....	36,791,300,649	37,057,107,858
Budget surplus.....	5,419,469,844	1,188,559,952

¹² Beginning with the fiscal year 1951, investments of wholly owned Government corporations in public debt securities are excluded from budget expenditures and included with other investments under "Trust account and other transactions." See table 4.

¹³ Includes \$21,364,643.48 for the Department of Defense, not segregated as to the respective departments.

TABLE 3.—*Budget receipts and expenditures, in detail, monthly for fiscal year 1952 and totals for 1951 and 1952*

[On basis of daily Treasury statements, see p. 501]

Receipts	Fiscal year 1952						
	July 1951	August 1951	September 1951	October 1951	November 1951	December 1951	January 1952
Internal revenue:							
Income tax withheld and social security taxes:							
Income tax withheld, and employment taxes.....	\$900,166,332.03	\$2,646,231,919.49	\$1,385,505,955.17	\$811,408,355.80	\$2,576,414,341.15	\$1,627,162,977.58	\$896,848,173.24
Tax on employers of 8 or more.....	1,680,813.06	14,641,183.27	1,004,302.98	3,018,153.59	14,123,958.63	763,656.34	14,069,482.11
Unclassified.....					25.60	^a 25.60	5,369.38
Income tax, other.....	983,460,714.33	404,449,047.65	4,114,518,463.11	827,694,787.34	253,541,966.33	2,915,826,340.01	3,020,631,242.03
Miscellaneous internal revenue.....	722,161,491.68	806,038,030.21	707,084,007.05	885,250,872.12	804,527,177.40	822,694,770.77	825,691,128.19
Taxes on carriers and their employees.....	621,422.66	66,021,581.94	190,087,287.22	11,200,615.02	91,341,841.08	54,915,274.33	12,264,004.43
Customs.....	47,874,110.32	50,156,483.68	42,051,147.21	51,907,510.25	47,168,926.38	43,617,646.95	44,341,618.40
Miscellaneous receipts:							
Railroad unemployment insurance contributions for administrative expenses.....	19,114.55	209,985.09	1,636,841.86	753,835.24	71,462.10	2,527,029.93	9,830.01
Surplus property (act Oct. 3, 1944).....	34,920,477.50	7,959,738.59	7,523,905.77	11,434,743.60	5,943,771.17	8,205,791.73	22,155,916.67
Other miscellaneous receipts:							
Panama Canal, tolls, etc.....	1,120,850.84		7,413.08			607,549.53	539,134.77
Proceeds of Government-owned securities.....	38,008,624.74	28,642,352.93	24,425,451.41	31,753,056.35	23,216,730.07	27,114,971.98	47,557,466.83
Seigniorage:							
Silver Purchase Act of 1934 ²							
Other.....	4,847,272.73	8,224,848.49	2,869,696.98	10,190,454.55	5,536,969.70	5,143,030.31	8,492,121.22
Other.....	98,059,461.07	132,880,885.51	46,992,469.48	63,008,512.21	129,068,327.05	67,823,393.10	260,069,267.00
Total budget receipts.....	2,832,940,685.51	4,165,456,056.85	6,523,706,941.32	2,707,620,896.07	3,950,955,496.66	5,576,402,406.96	5,152,674,754.28
Deduct:							
Appropriation to Federal old-age and survivors insurance trust fund ³	174,510,897.71	515,814,713.56	257,873,432.93	⁴ 31,665,487.88	⁴ 399,786,491.71	266,463,998.57	⁴ 147,242,918.19
Refunds of receipts:							
Customs refunds and drawbacks.....	304,855.41	1,736,408.54	1,915,051.37	1,664,534.37	1,627,854.48	2,628,396.34	1,519,984.98
Internal revenue:							
Excess-profits tax refund bonds.....	^b 13,488.67	^b 92,950.09		^b 3,272.35	^b 12,900.17		^b 1,617.39
Income and other taxes.....	86,682,290.65	53,035,601.30	54,524,582.45	37,745,820.92	27,560,637.26	27,700,571.28	49,423,623.88
Moneys erroneously received and covered.....	461,188.10	139,644.42	127,233.53	124,060.89	72,725.85	123,241.37	135,710.15
Under renegotiated contracts.....	216,711.38	577,336.60	510,585.64	1,392,748.99	1,042,444.52	75,559.22	1,028,520.84
Unclassified.....							
Net budget receipts.....	2,570,778,230.93	3,594,245,302.52	6,208,756,055.40	2,635,031,515.37	3,520,878,243.01	5,279,410,640.18	4,953,325,613.63

Receipts	Fiscal year 1952					Total fiscal year 1952	Total fiscal year 1951
	February 1952	March 1952	April 1952	May 1952	June 1952		
Internal revenue:							
Income tax withheld and social security taxes:							
Income tax withheld, and employment taxes	\$3,057,082,087.07	\$2,019,293,217.86	\$977,852,131.93	\$3,008,620,316.30	\$1,982,556,023.75	\$21,889,141,831.37	\$16,654,147,765.66
Tax on employers of 8 or more	164,780,661.92	25,349,767.38	2,917,648.61	15,571,291.80	1,024,205.39	258,945,125.08	233,536,710.15
Unclassified	5,369.38		26.20	89,973.80	90,000.00		
Income tax, other	1,942,989,234.25	7,717,046,517.76	3,191,149,596.38	548,924,873.92	7,105,707,705.29	33,025,940,488.40	24,217,942,666.38
Miscellaneous internal revenue	804,944,294.14	825,339,102.33	849,030,534.25	828,082,913.45	845,032,091.84	9,725,876,413.43	9,422,958,656.17
Taxes on carriers and their employees	92,931,663.95	53,933,956.26	13,902,238.31	89,787,596.86	57,972,917.44	734,990,399.50	577,509,196.45
Customs	42,854,542.42	44,338,770.62	46,659,256.60	45,103,427.68	44,622,938.76	550,696,379.27	624,008,051.67
Miscellaneous receipts:							
Railroad unemployment insurance contributions for administrative expenses	207,256.98	2,299,603.23	61,132.14	140,763.09	2,355,250.46	10,292,104.68	9,796,347.16
Surplus property (act Oct. 3, 1944)	11,976,095.69	13,733,529.59	22,151,161.56	17,085,605.05	29,814,571.15	192,905,308.07	214,160,435.73
Other miscellaneous receipts:							
Panama Canal, tolls, etc.	105,953.15	228,419.31	587,769.21	236,701.93	210,280.98	3,644,072.80	25,228,608.92
Proceeds of Government-owned securities	14,364,905.89	11,689,286.23	10,923,241.87	12,046,476.39	14,536,550.18	284,279,114.87	428,349,355.84
Seigniorage:							
Silver Purchase Act of 1934							
Other	7,707,319.10	4,383,484.85	3,112,769.70	4,307,575.77	3,380,909.10	68,196,452.50	42,936,942.17
Other	54,079,459.59	82,850,615.98	68,608,330.09	118,081,739.52	132,939,407.37	1,254,461,867.97	918,097,155.54
Total budget receipts	6,194,018,104.77	10,800,486,271.40	5,186,955,784.45	4,687,909,307.96	10,220,242,851.71	67,999,369,557.94	53,368,671,891.84
Deduct:							
Appropriation to Federal old-age and survivors insurance trust fund	445,745,271.49	459,895,103.47	625,501,385.63	476,410,745.83	414,646,137.25	3,568,556,584.22	3,119,536,743.54
Refunds of receipts:							
Customs refunds and drawbacks	1,240,448.35	856,618.94	1,468,921.53	1,317,415.04	1,239,891.54	17,520,380.89	15,324,390.99
Internal revenue:							
Excess-profits tax refund bonds			21,384.89	18,796.21	1,507.51	165,917.28	637,103.70
Income and other taxes	193,198,307.71	452,397,096.83	610,542,406.50	401,139,329.85	281,403,851.76	2,275,354,120.39	2,083,068,639.22
Moneys erroneously received and covered	105,557.62	142,821.87	50,962.48	83,953.30	101,968.55	1,675,068.23	1,587,552.09
Under renegotiated contracts	667,191.79	1,170,187.43	345,693.21	460,265.64	335,496.71	7,822,741.97	7,186,931.11
Unclassified		1,753.08	1,753.08				205.97
Net budget receipts	5,553,061,327.91	9,886,026,195.94	4,323,060,046.91	3,808,516,394.31	9,795,517,013.41	62,128,606,579.52	48,142,604,532.62

Footnotes at end of table.

TABLE 3.—Budget receipts and expenditures, in detail, monthly for fiscal year 1952 and totals for 1951 and 1952—Continued

Expenditures ¹	Fiscal year 1952						
	July 1951	August 1951	September 1951	October 1951	November 1951	December 1951	January 1952
Legislative establishment.....	* \$2,030,022.77	\$3,395,140.55	\$9,008,300.37	\$9,513,501.61	\$5,816,664.02	\$8,917,714.57	\$3,903,962.77
The Judiciary.....	2,403,904.28	1,775,166.06	1,799,140.41	2,284,781.10	2,325,676.53	2,028,149.66	2,904,422.46
Agriculture Department:							
Agricultural Research Administration:							
Agricultural and industrial chemistry.....	566,973.97	788,825.27	546,993.58	647,349.81	570,237.33	587,196.39	842,442.31
Animal industry:							
Eradication of foot-and-mouth disease.....	* 148,698.76	* 294,057.72	* 332,692.43	* 184,690.62	246,839.00	* 118,427.06	141,781.44
Other.....	1,880,595.50	2,649,670.16	1,869,159.03	1,829,498.75	2,487,946.36	2,037,270.96	2,797,348.26
Dairy industry.....	134,436.57	145,281.70	102,528.14	125,419.08	139,968.77	123,416.16	176,132.41
Entomology and plant quarantine.....	1,183,961.26	1,222,794.35	937,480.61	1,033,977.93	873,376.91	903,517.46	1,204,399.22
Experiment stations (including payments to States).....	3,377,342.29	61,101.61	76,244.14	2,622,331.69	234,115.28	3,407,503.60	53,232.10
Human nutrition and home economics.....	106,630.53	139,139.53	106,389.52	127,174.52	96,217.31	116,435.99	146,192.18
Plant industry, soils, and agricultural engineering.....	870,475.68	1,180,401.76	769,897.91	781,805.13	1,096,457.97	769,750.04	1,234,536.66
Other.....	69,918.94	229,621.00	165,801.83	99,663.71	* 25,225.04	169,754.99	75,752.23
Farmers' Home Administration:							
Loans.....	5,564,430.89	10,366,973.01	9,710,583.22	11,071,427.71	14,382,308.77	16,118,683.13	24,108,319.57
Other.....	2,239,209.67	3,011,464.53	2,117,146.23	1,887,472.32	2,832,168.66	2,303,347.48	3,194,923.04
Forest service:							
Cooperation with States in fire protection and management of non-Federal forests.....	207,854.62	416,399.11	466,592.98	749,811.05	2,100,848.62	650,264.19	918,168.16
Forest development roads and trails.....	2,820,129.44	794,928.37	938,393.30	2,230,371.38	1,163,169.39	766,676.75	1,034,429.66
Management and protection of national forests, and forestry research.....	3,912,609.57	6,400,304.50	4,860,415.42	5,350,401.72	3,487,724.60	3,300,150.65	3,211,811.19
Other.....	243,390.22	467,226.08	434,828.45	432,619.25	392,831.39	323,652.39	325,568.18
Production and Marketing Administration:							
Commodity Credit Corporation (net).....	* 46,283,720.80	19,348,348.42	* 29,156,837.19	97,755,726.82	13,820,608.82	* 111,357,739.77	43,177,932.12
Other:							
Agricultural Adjustment Act of 1938:							
Local administration, sec. 388.....	1,251,391.70	1,824,472.48	2,602,258.07	3,037,651.81	2,813,340.86	1,905,578.18	4,022,141.35
National-State expenses, sec. 392.....	* 1,083,085.98	1,493,953.74	420,095.05	943,873.90	878,696.78	858,025.50	835,073.74
Conservation and use of agricultural land resources.....	17,327,179.30	10,344,508.47	7,114,695.76	11,035,564.39	14,423,818.17	12,908,643.53	14,864,639.57
Marketing services.....	891,965.56	1,155,840.54	828,590.69	1,281,458.42	1,922,707.73	819,338.66	* 260,271.03
National school-lunch program.....	749,951.77	* 64,466.04	1,666,624.41	34,015,161.33	3,719,242.94	2,686,926.83	27,005,814.29
Removal of surplus agricultural commodities.....	2,022,994.13	889,714.65	1,345,899.67	3,613,171.73	3,641,089.00	3,784,083.78	7,200,046.12
Sugar Act.....	313,069.50	1,976,332.39	1,598,775.80	7,363,322.33	7,838,723.49	3,592,573.64	12,346,468.89
Other.....	48,601.57	307,689.26	50,891.60	316,732.75	125,413.04	* 1,609,205.00	336,192.33

Expenditures ¹	Fiscal year 1952					Total fiscal year 1952	Total fiscal year 1951
	February 1952	March 1952	April 1952	May 1952	June 1952		
Legislative establishment.....	\$4,626,340.70	\$5,732,437.19	\$5,214,053.47	\$3,934,606.46	\$3,052,860.93	\$61,085,559.87	\$61,254,396.35
The Judiciary.....	1,908,305.55	2,252,948.35	2,577,612.78	2,318,579.31	2,005,873.06	26,584,559.55	25,118,651.78
Agriculture Department:							
Agricultural Research Administration:							
Agricultural and industrial chemistry....	558,123.14	564,526.21	569,087.98	564,829.67	546,357.39	7,352,943.05	6,920,115.24
Animal industry:							
Eradication of foot-and-mouth disease.....	* 5,047.27	793,210.80	5,619.25	172,491.62	* 32,713,102.21	32,989,430.46	242,401.32
Other.....	1,963,540.42	2,004,477.49	1,817,586.28	1,837,994.01	1,848,761.01	25,023,948.23	23,212,122.36
Dairy industry.....	125,931.34	118,718.65	129,988.33	122,930.94	101,434.21	1,546,186.30	1,499,955.86
Entomology and plant quarantine.....	816,908.52	880,079.97	894,051.32	970,448.03	1,027,734.52	11,948,730.10	11,801,125.60
Experiment stations (including payments to States).....	45,567.54	2,797,207.79	43,807.38	47,563.92	38,298.58	12,804,315.92	12,776,640.30
Human nutrition and home economics.....	106,392.76	126,158.40	102,598.94	105,966.96	117,208.57	1,396,505.21	1,318,098.55
Plant industry, soils, and agricultural engineering.....	834,626.09	780,161.62	1,154,894.61	805,850.89	1,004,465.38	11,283,323.74	10,290,972.72
Other.....	167,370.15	* 48,999.15	201,037.76	153,831.46	142,441.76	1,400,969.64	1,861,880.92
Farmers' Home Administration:							
Loans.....	31,283,702.67	26,506,255.32	14,700,665.54	6,382,188.35	2,709,877.47	172,905,415.65	152,837,014.18
Other.....	2,266,409.47	2,326,294.95	2,341,489.02	2,333,869.58	2,348,361.11	29,202,156.06	26,091,406.54
Forest Service:							
Cooperation with States in fire protection and management of non-Federal forests.....	2,673,955.81	1,183,335.02	550,807.30	667,717.00	242,506.63	10,828,260.49	10,451,477.57
Forest development roads and trails.....	777,167.40	812,056.15	796,950.97	867,408.64	1,408,439.17	14,410,120.62	9,800,882.09
Management and protection of national forests, and forestry research.....	2,331,761.70	2,506,559.55	2,316,300.65	15,304.72	5,415,952.68	43,109,296.95	41,820,436.83
Other.....	2,664,816.53	11,706,450.12	437,702.67	3,098,823.47	* 1,945,856.99	18,582,051.76	9,790,845.80
Production and Marketing Administration:							
Commodity Credit Corporation (net).....	* 27,726,593.87	* 40,592,534.20	* 57,607,986.00	* 15,384,607.35	* 14,720,551.75	* 139,286,851.25	* 591,938,615.16
Other:							
Agricultural Adjustment Act of 1938:							
Local administration, sec. 388.....	2,752,778.39	2,579,887.17	2,664,871.42	1,778,572.48	* 25,834,195.69	* 1,398,748.22	40,606,751.65
National-State expenses, sec. 392.....	617,389.62	955,858.39	789,645.53	1,244,769.17	* 8,560,597.12	* 606,301.68	11,009,132.40
Conservation and use of agricultural land resources.....	16,711,742.47	28,173,440.04	38,564,683.63	42,326,150.97	23,667,522.41	237,462,588.71	272,910,593.24
Marketing services.....	1,001,428.09	881,155.29	980,250.73	795,645.26	903,619.23	11,201,729.17	10,829,958.69
National school-lunch program.....	1,140,792.58	613,526.01	10,151,648.52	1,465,551.92	419,724.41	83,570,498.97	82,670,818.75
Removal of surplus agricultural com- modities.....	4,912,982.41	4,833,164.57	2,056,758.82	1,496,196.47	1,740,184.43	37,536,285.78	45,648,824.31
Sugar Act.....	* 10,365,168.90	6,358,604.38	5,149,179.25	990,500.69	2,421,359.32	60,314,078.58	67,869,076.30
Other.....	320,945.16	303,212.72	271,105.94	296,592.07	10,348,809.83	11,116,981.27	642,941.01

Footnotes at end of table.

TABLE 3.—Budget receipts and expenditures, in detail, monthly for fiscal year 1952 and totals for 1951 and 1952—Continued

Expenditures ¹	Fiscal year 1952						
	July 1951	August 1951	September 1951	October 1951	November 1951	December 1951	January 1952
Agriculture Department—Continued							
Rural Electrification Administration:							
Loans (including rural telephone loans).....	\$18,605,512.70	\$21,685,253.26	\$19,076,723.36	\$22,630,039.09	\$17,672,242.06	\$20,633,610.96	\$18,373,058.09
Other.....	651,080.37	857,169.58	591,263.75	629,708.96	856,616.11	621,488.02	898,319.95
Soil conservation service.....	4,749,906.77	6,361,014.58	4,211,473.51	4,606,696.15	4,735,888.05	4,755,303.89	6,278,331.64
Other:							
Agricultural economics.....	434,981.31	618,070.36	404,493.42	403,383.89	511,975.81	424,921.73	543,296.10
Extension service (including payments to States).....	15,877,562.60	123,665.22	87,543.64	139,487.61	98,004.96	86,552.56	15,248,841.90
Farm Credit Administration:							
Federal Farm Mortgage Corporation (net).....	¢ 1,040,192.76	¢ 836,697.12	¢ 784,931.49	¢ 919,406.66	¢ 1,420,097.77	¢ 1,260,793.90	¢ 1,025,414.37
Federal intermediate credit banks.....	¢ 242,838.75	¹⁰ 1,227,950.28	¢ 71,619.42	¹⁰ 513,147.03	¢ 45,577.05	¢ 984,933.13	¢ 680,736.92
Other corporate operations (net).....	221,444.52	274,396.97	200,701.03	249,983.79	90,253.63	220,800.14	567,126.15
Federal Crop Insurance Corporation:							
Insurance operations (net).....	¢ 625,974.21	2,014,588.64	1,306,892.10	¢ 3,596,923.61	1,962,057.97	1,020,522.55	1,468,790.36
Other.....	528,216.40	679,112.89	225,248.54	31,330.32	414,518.13	301,955.79	1,568,985.90
Flood control.....	653,750.65	845,933.72	804,072.36	725,632.28	601,198.44	620,698.39	744,976.40
International Wheat Agreement.....						¹¹ 76,808,000.00	
Other.....	5,995,051.28	5,637,298.54	1,376,380.66	¢ 5,792,595.91	1,758,238.05	1,615,143.88	1,837,567.58
Unclassified.....	¢ 1,095,690.56						
Appropriations to the President: ¹²							
Defense Production Act:							
Agriculture Department.....	260,386.41	29,951.85	29,983.69	3,173.24	18,426.66	1,742.86	582.94
Commerce Department.....	2,270,795.59	714,772.81	403,982.96	311,402.89	213,641.84	221,817.18	61,109.00
Defense Materials Procurement Agency.....	23,580,727.98	533,971.23	45,191,956.29	¢ 27,753,681.23	¢ 11,232,337.46	19,801,573.88	38,756,324.66
Economic Stabilization Agency.....	3,821,422.32	1,432,480.34	1,283,048.10	853,930.78	722,863.93	881,367.43	506,817.65
Export-Import Bank of Washington.....							
General Services Administration.....	6,151,316.43	¢ 1,054,179.11	507,639.04	1,669,493.46	582,596.82	284,635.61	452,440.12
Interior Department.....	273,368.08	48,230.34	298,390.09	339,391.34	247,059.44	211,139.45	275,979.12
Reconstruction Finance Corporation—loans.....	1,058,298.34	¢ 2,627,234.14	2,269,392.07	6,990,142.77	2,681,644.29	4,720,527.48	6,202,028.53
Other.....	431,651.01	99,683.05	31,564.66	23,646.63	21,553.03	12,042.56	7,632.98
Mutual Security Act: ¹³							
Economic and technical assistance:							
Economic Cooperation Act:							
Agriculture Department.....							
Commerce Department.....							
Defense Department.....							
Economic Cooperation Administration.....							
Export-Import Bank of Washington.....							
State Department.....							
Other.....							

Expenditures ⁷	Fiscal year 1952					Total fiscal year 1952	Total fiscal year 1951
	February 1952	March 1952	April 1952	May 1952	June 1952		
Agriculture Department—Continued							
Rural Electrification Administration:							
Loans (including rural telephone loans).....	\$15,950,842.88	\$18,515,574.75	\$17,198,899.84	\$24,724,858.37	\$20,148,763.76	\$235,215,379.12	\$268,286,525.76
Other.....	609,022.08	616,010.22	658,136.02	639,738.65	640,511.50	8,269,065.21	8,112,445.34
Soil conservation service.....	4,361,941.22	4,950,084.32	4,373,742.58	4,626,714.30	4,795,732.56	58,806,829.57	53,847,935.67
Other:							
Agricultural economics.....	419,375.51	406,052.06	411,824.37	373,607.04	383,378.51	5,335,360.11	5,131,204.12
Extension service (including payments to States).....	183,709.30	88,408.95	556,425.79	68,309.37	81,349.02	32,639,860.92	32,223,462.26
Farm Credit Administration:							
Federal Farm Mortgage Corporation (net).....	¢ 962,616.15	¢ 893,358.07	¢ 1,008,980.84	¢ 946,561.05	¢ 889,927.88	¢ 11,988,978.06	¢ 13,943,023.32
Federal intermediate credit banks.....					¹⁴ 96,211,267.74	96,211,267.74	
Other corporate operations (net).....	¢ 258,093.55	¢ ¹⁰ 29,131.45	¢ ¹⁰ 150,219.66	¹⁰ 1,645,567.67	¢ ¹⁰ 2,750,970.45	¢ 1,827,455.40	¢ 8,484,313.00
Other.....	210,750.20	195,297.40	224,485.31	184,559.34	203,571.59	2,843,370.07	2,803,970.44
Federal Crop Insurance Corporation:							
Insurance operations (net).....	1,103,318.89	¢ 211,784.36	¢ 170,817.79	¢ 359,338.70	¢ 1,819,357.16	2,091,974.68	¢ 2,191,383.33
Other.....	328,751.48	289,629.31	294,695.98	301,155.12	1,039,972.86	6,003,572.72	5,531,287.06
Flood control.....	572,460.40	577,426.43	579,058.49	479,955.45	621,492.37	7,826,655.38	7,485,943.39
International Wheat Agreement.....						¹¹ 76,808,000.00	
Other.....	¢ 150,867.97	2,127,917.80	730,933.90	1,340,634.87	2,236,540.38	18,712,243.06	22,239,012.59
Unclassified.....						¢ 1,095,690.56	1,095,756.77
Appropriations to the President: ¹²							
Defense Production Act:							
Agriculture Department.....	273.07	5,854.08	9,956.48	¢ 654.58	309.24	359,985.94	1,585,461.75
Commerce Department.....	23,606.24	21,139.59	29,960.15	18,778.27	¢ 16,425.42	4,274,581.10	10,687,131.02
Defense Materials Procurement Agency.....	18,936,936.91	46,370,818.80	¢ 5,921,971.62	3,156,964.76	¢ 81,313,994.77	70,107,289.43	
Economic Stabilization Agency.....	275,494.63	80,090.02	81,431.05	29,325.66	53,112.68	10,021,384.59	14,697,803.01
Export-Import Bank of Washington.....			60,655.00		279.95	60,934.95	
General Services Administration.....	364,381.94	151,881.90	97,520.75	47,300.34	152,546.75	9,407,574.05	132,591,334.20
Interior Department.....	231,735.40	268,217.63	297,447.29	341,004.81	329,263.35	3,161,226.34	2,360,875.61
Reconstruction Finance Corporation—loans.....	3,380,244.33	3,227,447.73	5,554,067.90	6,898,221.26	8,276,425.45	48,631,206.01	7,116,827.23
Other.....	23,735.31	8,846.56	¢ 63,625.12	77,904.08	¢ 544,912.08	129,722.67	2,468,950.21
Mutual Security Act: ¹³							
Economic and technical assistance:							
Economic Cooperation Act:							
Agriculture Department.....							241,466,183.01
Commerce Department.....							53,795,152.13
Defense Department.....							12,504,821.93
Economic Cooperation Administration.....							2,367,806,555.80
Export-Import Bank of Washington.....							132,295,335.39
State Department.....							679,853.00
Other.....							585,583.23

Footnotes at end of table.

TABLE 3.—Budget receipts and expenditures, in detail, monthly for fiscal year 1952 and totals for 1951 and 1952—Continued

Expenditures ⁷	Fiscal year 1952						
	July 1951	August 1951	September 1951	October 1951	November 1951	December 1951	January 1952
Appropriations to the President ¹² —Continued							
Mutual Security Act ¹³ —Continued							
Economic and technical assistance—Con.							
Title I—Europe:							
Agriculture Department.....	\$30,246,499.01	\$16,712,400.74	\$12,994,862.49	\$14,963,179.98	\$10,025,355.73	\$3,899,861.14	\$6,369,593.25
Commerce Department.....	24,617.91	1,538,223.96	618,199.61	890,812.19	385,177.85	16,511,743.66	6,805,153.06
Defense Department.....	589,832.96	1,120,182.03	1,201,424.38	5,782,409.97	3,363,794.46	1,935,861.67	2,564,495.30
Export-Import Bank of Washington:							
Loans.....	9,378,110.12	11,764,079.37	3,522,586.55	5,949,080.45	2,045,802.31	2,892,964.12	1,476,659.04
Payments under guarantees.....	403,623.81	173,705.12	29,545.58	110,841.04	168,507.57	614,799.06	45,615.95
Mutual Security Agency.....	179,459,885.22	145,631,630.60	118,050,794.55	96,183,471.18	79,019,101.99	136,596,615.58	103,593,940.32
State Department.....							2,500,009.95
Other.....	100,691.64	262,688.97	148,070.61	29,966.81	300,578.48	142,570.94	786,808.17
Title II—Near East and Africa:							
Agriculture Department.....						675,189.54	* 582,174.39
Commerce Department.....						3,361.38	149,378.20
State Department.....		2,000,000.00	2,000,000.00	2,000,000.00	10,003,994.24	17,428,467.66	9,833,274.19
Other.....					12.09	66,465.05	144,816.75
Title III—Asia and Pacific:							
Agriculture Department.....	548,730.70	995,801.00	2,695,280.94	1,318,415.38	593,512.02	1,704,155.11	677,518.29
Commerce Department.....	46.20	3,738.61	224.48	* 2,830.72		6,487.38	11,927.64
Defense Department.....	25,422.08	214,355.26	* 84,108.28	44,428.76	7,496.89	189,653.04	1,180.59
General Services Administration.....	5,594,910.93	1,798,563.41	2,416,628.15	4,211,610.87	4,749,365.19	5,542,523.92	6,790,779.32
Mutual Security Agency.....	2,383,094.65	1,306,921.10	4,867,624.29	5,555,056.33	4,766,679.32	4,034,161.79	7,164,488.12
State Department.....	183,111.65	181,277.11	36,931.72	197,490.32	199,044.97	173,537.12	236,603.17
Other.....	67,483.36	63,302.27	50,345.09	112,740.40	75,394.52	198,111.43	132,880.49
Title III—Assistance to Korea:							
Agriculture Department.....	100.00	264,701.86	2,948,628.77	1,357.30	203.86	387.04	* 35.92
Commerce Department.....							
Defense Department.....	168.13	3,190,090.75	1,818,183.58	5,675,197.22	188,408.66	593,763.33	538,977.87
General Services Administration.....	298,742.36	* 377,307.97	378,982.45	7,741.44	28,352.41	101,317.48	* 123,258.65
Mutual Security Agency.....	122,048.03	* 28,897.59	* 86,385.86	33,774.02	* 6,556.12	971.54	* 7,963.55
State Department.....	* 54.00	300,000.00	* 350.40			* 426.97	* 5.49
Other.....			* 155.27	3,156.05	141.48		
Title IV—American Republics:							
Agriculture Department.....	170,626.57	218,387.18	182,447.39	227,902.21	214,925.83	121,908.70	162,714.47
Commerce Department.....	65,323.68	77,443.80	68,852.23	73,556.68	75,180.14	39,032.67	44,935.71
Federal Security Agency.....	69,803.20	65,094.83	66,687.08	95,251.02	105,379.08	* 73,598.30	* 78,404.49
Interior Department.....	76,179.53	133,158.60	177,037.36	106,425.46	47,224.41	90,354.86	* 19,062.17
State Department.....	380,373.86	3,336,028.05	866,030.63	1,043,667.47	587,333.98	325,172.30	6,370,628.65
Other.....	32,841.51	31,014.92	29,041.87	31,646.10	46,398.94	* 17,489.88	* 148,465.60
Unclassified.....	* 527,884.52				* 20,434,261.42	20,389,037.62	45,223.80

Expenditures ⁷	Fiscal year 1952					Total fiscal year 1952	Total fiscal year 1951
	February 1952	March 1952	April 1952	May 1952	June 1952		
Appropriations to the President ¹² —Continued							
Mutual Security Act ¹³ —Continued							
Economic and technical assistance—Con.							
Title I—Europe:							
Agriculture Department.....	\$2,692,568.43	\$6,067,872.54	\$7,416,522.01	\$7,932,344.18	\$4,732,119.73	\$124,053,179.23	\$33,060,498.78
Commerce Department.....	7,433,048.09	* 7,706,106.61	5,693,753.74	460,443.39	48,602,073.46	81,257,140.31	
Defense Department.....	1,983,795.96	243,415.17	998,808.58	2,544,636.87	1,093,234.08	23,421,891.43	
Export-Import Bank of Washing- ton:							
Loans.....	1,201,186.28	1,738,092.62	1,315,974.19	1,367,803.66	4,655,348.83	47,307,687.54	
Payments under guarantees.....	121,258.96	64,438.55	* 41,111.79	* 61,570.38	147,180.59	1,685,602.16	
Mutual Security Agency.....	97,968,781.93	100,803,797.21	162,073,330.96	193,388,730.04	179,489,078.65	1,592,259,158.23	59,486,040.77
State Department.....	* 9.95	2,500,000.00	1,336.27	180,000.00		5,181,336.27	
Other.....	* 595,580.46	42,582.64	77,181.94	235,356.33	1,319,340.52	2,850,256.59	
Title II—Near East and Africa:							
Agriculture Department.....	123,242.94	37,754.43	43,642.16	51,458.57	394,708.15	743,821.40	
Commerce Department.....	* 124,279.16	13,850.70	23,285.29	26,126.22	17,225.60	108,948.23	
State Department.....	4,300,988.99	6,123,743.65	18,939,437.48	24,383,741.34	5,429,016.34	102,442,663.89	164,919.82
Other.....	105,563.84	93,286.43	164,036.88	128,880.80	201,637.91	904,699.75	
Title III—Asia and Pacific:							
Agriculture Department.....	1,868,618.63	4,368,510.52	2,260,259.67	404,756.93	124,628.29	17,560,187.48	17,269,880.12
Commerce Department.....	19,145.57	8,600.98	78,622.35	153,164.28	41,625.77	320,732.54	3,083.81
Defense Department.....	* 20,171.53	6,016.62	316,813.52	144.08	6,332.08	707,563.11	402,455.01
General Services Administration.....	7,576,943.39	6,894,979.48	4,800,243.57	2,281,919.84	4,346,878.80	57,005,346.87	18,592,739.40
Mutual Security Agency.....	8,826,759.37	7,052,855.49	11,110,303.63	10,760,530.28	6,382,055.63	74,210,502.00	13,307,541.09
State Department.....	288,093.05	190,556.25	351,613.43	2,546,861.67	713,602.66	5,298,723.12	2,747,133.64
Other.....	135,759.33	124,442.45	207,938.48	105,511.39	161,013.08	1,434,922.29	314,700.88
Title III—Assistance to Korea:							
Agriculture Department.....	192.63	75.72	* 74.81			3,215,536.45	1,655,955.70
Commerce Department.....					* 5,370.54	* 5,370.54	
Defense Department.....	421,930.28	250,074.91	573,019.19	790,142.07	59,790.15	14,099,746.14	4,256,779.90
General Services Administration.....	196,082.85	* 36,649.53	* 7,196.27	240,478.47	439,255.88	1,146,540.92	18,959,900.56
Mutual Security Agency.....	79,373.86	1,966.29	* 3,631,132.09	* 356,805.51	* 435,785.47	* 4,315,392.45	11,481,788.97
State Department.....	10,000,000.00				* 350.40	10,298,812.74	438,968.90
Other.....			115.56			3,257.82	108,637.20
Title IV—American Republics:							
Agriculture Department.....	* 49,916.09	* 671,133.67	* 172,976.80	28,979.55	31,927.86	465,793.20	1,408,417.48
Commerce Department.....	* 175,044.93	26,299.51	* 53,914.00	18,185.63	* 15,751.50	243,899.62	371,192.85
Federal Security Agency.....	38,518.60	* 25,865.05	28,267.26	13,423.51	16,113.91	320,670.65	336,521.92
Interior Department.....	* 94,620.58	14,115.58	* 115,872.13	8,096.88	12,445.56	435,483.36	495,678.69
State Department.....	7,314,297.81	280,331.73	2,882.28	2,986,664.50	3,388,732.67	26,882,143.93	10,801,306.05
Other.....	115,517.55	* 4,629.13	13,118.76	8,989.89	4,490.98	142,475.91	180,733.11
Unclassified.....	* 13,408.25	13,408.25				* 527,884.52	527,884.52

Footnotes at end of table.

TABLE 3.—Budget receipts and expenditures, in detail, monthly for fiscal year 1952 and totals for 1951 and 1952—Continued

Expenditures ¹	Fiscal year 1952						
	July 1951.	August 1951.	September 1951	October 1951	November 1951	December 1951	January 1952
Appropriations to the President: ¹² —Continued							
Mutual Security Act ¹² —Continued							
Military assistance:							
Mutual Defense Assistance:							
Agriculture Department.....							
Defense Department:							
Office of Secretary.....							
Air Force.....							
Army.....							
Navy.....							
Economic Cooperation Adminis-							
tration.....							
Federal Security Agency.....							
General Services Administration.							
State Department.....							
Title I—Europe:							
Agriculture Department.....	\$124,169.94	\$742,161.55	\$48,767.91	• \$740,051.68	• \$113.08	\$118,657.03	\$1,094,006.28
Defense Department:							
Office of Secretary.....	27,461.40	79,127.98	33,783.72	23,370.50	82,166.39	159,357.71	4,836,414.99
Air Force.....	15,264,235.65	21,909,916.38	14,380,898.73	21,526,607.83	25,790,044.98	42,786,675.27	29,120,853.51
Army.....	57,238,621.11	80,056,335.24	70,686,093.97	79,770,133.18	69,730,364.14	61,907,826.94	93,271,641.35
Navy.....	2,373,494.48	8,642,135.66	9,463,071.14	9,859,105.49	28,028,041.20	6,070,479.38	4,452,264.12
Mutual Security Agency.....	15,939,529.23	4,953,752.68	4,241,142.20	12,297,621.74	10,503,728.05	18,327,675.89	16,595,296.25
State Department.....	866,885.16	162,080.60	248,583.56	237,963.96	4,378.84	118,404.05	307,211.97
Other.....						1,224,000.00	773,315.42
Title II—Near East and Africa:							
Defense Department:							
Office of Secretary.....						490.50	• 211.52
Air Force.....	3,052,928.38	1,330,125.48	893,453.92	1,210,618.61	2,361,133.56	215,371.55	250,110.85
Army.....	5,365,607.72	9,502,955.07	5,126,674.24	3,513,064.39	7,264,738.84	10,652,130.42	10,134,554.61
Navy.....	415,187.48	1,717,505.67	1,106,472.27	1,141,657.20	21,910,797.43	1,173,699.47	850,441.24
Mutual Security Agency.....							4,974.92
Title III—Asia and Pacific:							
Defense Department:							
Office of Secretary.....			10,000,000.00			40,000,000.00	
Air Force.....	1,600,508.57	5,170,718.35	4,162,476.42	5,268,183.39	5,573,847.93	87,129.34	32,573.65
Army.....	3,915,695.63	4,530,659.20	2,727,945.12	6,224,595.03	4,843,159.23	15,361,630.44	19,775,464.80
Navy.....	3,254,288.34	394,040.25	971,295.74	1,745,745.87	30,867,475.29	809,354.97	5,393,090.67
Mutual Security Agency.....			534.08				
State Department.....	92,440.84	195,740.75	265,444.26	207,537.56	169,476.17	148,175.88	54,425.67
Other.....	• 538,573.19	8,097.38	7,410.67	942.93	13,584.78	855.35	10,004.80

Expenditures ¹	Fiscal year 1952					Total fiscal year 1952	Total fiscal year 1951
	February 1952	March 1952	April 1952	May 1952	June 1952		
Appropriations to the President: ¹² —Continued							
Mutual Security Act: ¹³ —Continued							
Military assistance:							
Mutual Defense Assistance:							
Agriculture Department.....							\$16,543,483.25
Defense Department:							
Office of Secretary.....							43,364,692.59
Air Force.....							120,795,470.26
Army.....							579,719,026.61
Navy.....							104,618,969.10
Economic Cooperation Adminis- tration.....							15,172,806.38
Federal Security Agency.....							33,656.46
General Services Administration.....							362,653.48
State Department.....							3,122,759.11
Title I—Europe:							
Agriculture Department.....	\$75,461.66	\$51.43				\$1,463,111.04	
Defense Department:							
Office of Secretary.....	1,883,150.28	4,126,588.51	\$4,667,609.46	\$221,219.26	¢ \$1.10	16,140,249.10	
Air Force.....	45,139,158.96	53,281,949.48	66,184,585.90	49,798,644.97	56,636,536.58	441,820,108.24	
Army.....	96,477,293.70	114,180,132.11	134,622,481.51	104,293,686.06	124,935,168.47	1,087,169,777.78	
Navy.....	13,054,748.00	19,187,890.31	22,466,240.03	22,483,747.44	19,301,033.20	165,382,250.45	
Mutual Security Agency.....	9,932,030.60	9,215,165.55	¢ 19,684,200.73	8,654,646.32	6,714,532.34	97,691,920.12	
State Department.....	397,850.89	¢ 799,219.97	¢ 84,350.03	¢ 5,411.37	¢ 303,773.69	1,150,603.97	
Other.....	11,365.09	1,020.05	¢ 1,620,474.63	1,099,065.15	¢ 378,077.90	1,110,213.18	
Title II—Near East and Africa:							
Defense Department:							
Office of Secretary.....	119.20					398.18	
Air Force.....	1,011,836.44	2,577,850.03	3,071,957.06	6,551,803.69	6,263,527.16	28,790,716.73	
Army.....	9,569,510.98	8,037,507.88	9,150,562.35	12,887,343.93	6,514,168.29	97,718,818.72	
Navy.....	2,664,620.31	3,994,261.77	8,564,649.82	2,152,270.31	1,766,522.11	47,458,085.08	
Mutual Security Agency.....	2,360.98		1,370.10	419,889.73	¢ 789.14	428,006.59	
Title III—Asia and Pacific:							
Defense Department:							
Office of Secretary.....						50,000,000.00	
Air Force.....	96,511.08	2,067,780.85	2,367,711.19	2,282,609.06	2,704,463.18	31,414,513.01	
Army.....	11,502,552.57	7,196,894.89	7,032,517.21	13,436,375.09	5,949,552.30	102,497,041.51	
Navy.....	2,968,446.13	2,935,569.62	2,731,839.49	3,238,892.90	1,093,497.02	56,403,536.29	
Mutual Security Agency.....						534.08	
State Department.....	35,311.01	94,680.38	13,547.44	23,933.35	24,609.07	1,325,322.38	
Other.....	5,348.87	2,836.52	10,947.39	18,772.32	26,057.70	¢ 433,714.48	

Footnotes at end of table.

TABLE 3.—Budget receipts and expenditures, in detail, monthly for fiscal year 1952 and totals for 1951 and 1952—Continued

Expenditures ⁷	Fiscal year 1952						
	July 1951	August 1951	September 1951	October 1951	November 1951	December 1951	January 1952
Appropriations to the President ¹² —Continued							
Mutual Security Act ¹³ —Continued							
Military assistance—Continued							
Title IV—American Republics:							
Defense Department:							
Air Force.....						\$139.65	* \$139.65
Army.....						502.61	
Navy.....							* 6.74
Unclassified.....						45,223.80	* 45,223.80
Other:							
Administrative expenses:							
Agriculture Department.....						39,651.75	124,355.37
Commerce Department.....						33,181.61	36,876.32
Defense Department.....						1,273,069.49	3,379,979.02
Mutual Security Agency.....						3,893,767.15	994,104.82
State Department.....					\$1,511.12	187,780.71	467,895.94
Other.....						132,857.95	191,097.58
Unclassified.....						53,259.46	243,868.23
Other:							
Assistance to Greece and Turkey:							
Agriculture Department.....	\$24,709.86	* \$1,273.01	* \$24,709.86	* \$85.40			6,642.62
Commerce Department.....	769.00				* 27.00		* 1,087.85
Defense Department:							
Army.....		6,698,266.86	250,468.99	2,232,369.99	1,244,137.96	1,441,328.28	628,801.80
Navy.....	188,340.54		20,249.98	110,396.97	21,524.96	10,529.08	279,611.37
Federal Security Agency.....			* 5.25				
General Services Administration.....		* 460.66	* 707.33	* 141.89		* 590.95	
Mutual Security Agency.....				180.90	* 461.48		
State Department.....	* 20,314.57	* 502.91	* 957.74	505.13		* 794.43	* 18,575.10
Care and handling of surplus property overseas:							
Defense Department:							
Army.....		2,472,295.14	* 1,236,147.57		1,060,505.36		
State Department.....							
Fund for management improvement:							
Executive Office of the President.....		5,000.00					
Federal Security Agency.....							
General Services Administration.....	555.42	2,602.49	333.90	2,546.85			
Interior Department.....	3,890.45			* 1,390.45	8,274.79		
Treasury Department.....							
Other.....							
India Emergency Food Aid:							
Agriculture Department.....		10,559,799.16	18,803,307.58	22,828,659.04	15,795,644.04	15,214,927.74	3,546,791.62
Mutual Security Agency.....				4,558,021.52	14,799,533.82	7,533,307.05	5,504,769.88

Expenditures 7	Fiscal year 1952					Total fiscal year 1952	Total fiscal year 1951
	February 1952	March 1952	April 1952	May 1952	June 1952		
Appropriations to the President 12—Continued							
Mutual Security Act 12—Continued							
Military assistance—Continued							
Title IV—American Republics:							
Defense Department:							
Air Force.....							
Army.....		\$502.61					
Navy.....	\$6.74						
Unclassified.....	13,408.25	13,408.25					\$224.82
Other:							
Administrative expenses:							
Agriculture Department.....	90,238.01	84,817.61	\$272,553.69	\$91,922.35	\$107,401.78	\$810,940.56	
Commerce Department.....	219,905.29	52,945.06	55,797.05	49,394.89	55,631.04	503,731.26	
Defense Department.....	2,017,838.13	4,563,656.31	2,785,646.52	3,470,416.04	3,872,037.97	21,364,643.48	
Mutual Security Agency.....	4,069,296.23	1,928,122.24	1,588,028.21	1,414,184.46	1,444,495.48	15,331,998.59	
State Department.....	1,897,587.98	2,562,232.78	423,756.32	238,412.76	2,167,124.25	7,946,301.86	
Other.....	160,544.23	69,937.97	94,296.35	105,429.29	125,878.39	880,041.76	
Unclassified.....	297,127.69						
Assistance to Greece and Turkey:							
Agriculture Department.....						5,284.21	2,986.08
Commerce Department.....		132.71		234.45		713.01	303,232.90
Defense Department:							
Army.....	441,121.95	124,186.47	729,357.63	1,618,997.31	1,523,947.69	16,932,984.93	59,129,401.29
Navy.....	28,754.00	115.36	3,484.28	25,805.47	398,026.60	1,086,838.61	1,379,190.83
Federal Security Agency.....						5.25	3.50
General Services Administration.....	154.40	21.68	3,253.67	92.88	2,503.47	4,673.26	49,945.69
Mutual Security Agency.....			3,163.58		2,341.24	5,877.49	3,758,869.14
State Department.....	2,633.37	798.40		80.88	16.60	47,172.69	49,339.70
Care and handling of surplus property overseas:							
Defense Department:							
Army.....			4,213.17	81.00	647.02	2,300,300.08	109,067.96
State Department.....							5,300.39
Fund for management improvement:						5,000.00	
Executive Office of the President.....							15,000.00
Federal Security Agency.....						6,038.66	94,450.38
General Services Administration.....						10,774.79	142,109.10
Interior Department.....							31,000.00
Treasury Department.....							38,000.00
Other.....							
India Emergency Food Aid:							
Agriculture Department.....	2,656,243.32	19,858,930.81	4,130,701.38		5,611,271.06	119,006,275.75	
Mutual Security Agency.....	1,186,647.21	5,058,019.98	13,994.96	2,185,970.56	2,840,029.44	41,307,000.00	

Footnotes at end of table.

TABLE 3.—Budget receipts and expenditures, in detail, monthly for fiscal year 1952 and totals for 1951 and 1952—Continued

Expenditures ¹	Fiscal year 1952						
	July 1951	August 1951	September 1951	October 1951	November 1951	December 1951	January 1952
Appropriations to the President ¹² —Continued							
Other:							
International Children's Emergency Fund—State Department.....							
International Children's Welfare Work—State Department.....							\$5,750,000.00
Yugoslav Emergency Relief Assistance—Agriculture Department.....	\$3,927,829.05	\$3,045,044.09	\$19,345.37	\$64,149.71	\$9,029.31	\$15,653.75	461.01
Other:							
Armed Forces Leave Act.....	38,747.19	339,164.64	60,182.08	110,531.60	70,050.23	25,013.94	63,583.14
Foreign Aid Act of 1947.....							
Lend-lease liquidation.....	4,369.45		2,511.11	° 166.40	° 42.91	° 1,403.46	° 195.41
Overtime, leave, and holiday compensation.....			140.11	1,087.79		1,601.63	359.22
Payments for United Nations relief and rehabilitation.....		° 1,000.00		.20			
Relief to people of countries devastated by war.....					56,155.54		° 56,155.54
Unclassified.....	° 22,816.93	23,816.93	° 1,000.00	° 200.00	20,434,179.47	° 20,487,238.93	° 243,868.23
Atomic Energy Commission.....	80,045,723.46	136,943,039.25	116,545,444.15	120,698,560.69	138,579,788.36	117,715,806.44	136,656,607.64
Civil Service Commission:							
Employees' retirement funds (United States share).....			310,000,000.00				
Other.....	1,719,989.67	1,669,018.36	1,554,650.04	1,556,703.58	2,016,924.01	2,350,747.02	2,171,768.08
Commerce Department:							
Civil aeronautics.....	13,686,570.22	16,327,478.65	13,310,934.30	15,873,248.77	15,434,287.39	12,064,564.46	14,921,023.30
Maritime activities:							
Liquidation of War Shipping Administration obligations.....	90,148.73	576,662.08	157,385.79	338,838.15	551,829.10	194,819.98	570,958.31
Other.....	20,552,219.77	27,518,809.63	21,319,531.65	26,000,834.41	33,260,095.24	5,450,151.09	25,422,775.55
Unclassified.....							
Public roads.....	39,724,272.95	53,847,846.94	52,554,080.95	52,807,814.94	45,742,030.68	44,563,364.37	29,423,595.34
Other.....	8,990,591.39	9,911,737.06	10,205,265.33	8,829,435.64	11,859,375.52	5,917,921.02	9,279,150.61
Defense Department:							
Office of Secretary of Defense:							
Retired pay—military services.....	26,792,129.62	16,378,480.18	17,822,691.29	46,884,645.09	27,330,174.21	26,635,382.41	18,113,236.30
Other.....	3,582,610.98	4,984,663.34	6,350,146.22	9,212,541.18	7,732,884.70	6,120,325.50	8,953,870.61
Air Force: ¹⁵							
Appropriated funds.....	866,276,808.78	906,705,432.02	830,287,685.50	1,081,563,601.09	977,158,407.87	939,979,432.57	1,064,556,924.37
Deposit fund accounts (net).....	6,384,661.06	° 4,686,635.56	° 17,022,005.99	10,540,537.08	° 5,770,192.03	° 12,215,103.61	1,607,465.44
Clearing account ¹⁷	42,922,926.12	° 4,909,943.81	° 35,559,009.77	° 1,084,010.39	27,550,147.53	13,293,560.25	° 48,573,325.82
Unclassified.....				2,968,364.90	° 2,968,364.90		

Expenditures ¹	Fiscal year 1952					Total fiscal year 1952	Total fiscal year 1951
	February 1952	March 1952	April 1952	May 1952	June 1952		
Appropriations to the President ¹² —Continued							
Other:							
International Children's Emergency Fund—State Department.....							\$4,946,932.56
International Children's Welfare Work—State Department.....			\$2,422.56	• \$2,422.56		\$5,750,000.00	
Yugoslav Emergency Relief Assistance—Agriculture Department.....	• \$12,015.60	\$40,761.80	412.99	4.43	\$9,810.43	7,120,486.34	30,439,314.21
Other:							
Armed Forces Leave Act.....	15,200.91	46,974.16	25,170.71	24,570.03	58,741.28	877,929.91	2,800,922.13
Foreign Aid Act of 1947.....							25,186.14
Lend-lease liquidation.....	• 332.43	• 392.20	697.01	266.86		5,311.62	2,189.33
Overtime, leave, and holiday compensation.....	106.48			626.64	25.98	3,947.85	
Payments for United Nations relief and rehabilitation.....						• 999.80	63.87
Relief to people of countries devastated by war.....							110,673.22
Unclassified.....	297,127.69						
Atomic Energy Commission.....	151,396,098.87	141,341,977.52	162,053,401.85	153,619,327.79	192,082,682.35	1,647,678,458.37	908,178,374.86
Civil Service Commission:							
Employees' retirement funds (United States share).....						• 310,000,000.00	305,000,000.00
Other.....	1,377,299.82	1,751,093.91	1,765,428.39	1,797,454.83	1,910,622.66	21,641,700.37	19,539,236.31
Commerce Department:							
Civil aeronautics.....	18,160,242.37	13,847,357.48	12,632,004.40	13,551,404.12	11,706,250.73	171,515,366.19	163,988,220.61
Maritime activities:							
Liquidation of War Shipping Administration obligations.....	248,644.26	296,128.58	457,125.63	769,678.94	226,784.96	4,479,004.51	8,732,008.88
Other.....	16,950,120.96	37,915,808.28	33,281,369.90	31,473,825.10	• ¹⁸ 48,545,720.72	230,599,820.86	100,107,549.87
Unclassified.....							• 123.84
Public roads.....	21,600,301.50	25,662,153.59	8,913,633.86	3,588,091.09	75,928,140.10	454,355,326.31	426,716,390.32
Other.....	10,531,119.43	6,089,708.04	12,180,641.07	10,036,516.81	12,862,739.38	116,694,201.30	94,787,220.94
Defense Department:							
Office of Secretary of Defense:							
Retired pay—military services.....	36,407,836.66	27,739,721.68	27,928,345.55	16,679,076.81	49,239,913.87	337,951,633.67	306,477,840.94
Other.....	5,748,124.86	5,138,609.33	• 2,762,810.66	1,783,829.95	7,376,592.79	64,221,388.80	36,043,430.18
Air Force: ¹⁶							
Appropriated funds.....	1,057,025,832.49	1,165,510,767.12	1,140,710,239.59	1,126,216,083.79	785,943,739.18	11,941,934,954.37	6,365,136,337.60
Deposit fund accounts (net).....	• 7,916,119.69	• 18,081,366.17	13,994,625.86	• 10,563,520.89	¹⁹ 43,727,654.50	(¹⁹)	• 16,956,426.18
Clearing account ¹⁷	4,481,418.79	• 39,406,362.74	58,198,504.40	• 29,996,804.66	420,741,575.80	407,658,675.80	• 110,371,553.88
Unclassified.....	• 315.00	315.00	• .01	.01	375.19	375.19	

Footnotes at end of table.

TABLE 3.—Budget receipts and expenditures, in detail, monthly for fiscal year 1952 and totals for 1951 and 1952—Continued

Expenditures ¹	Fiscal year 1952						
	July 1951	August 1951	September 1951	October 1951	November 1951	December 1951	January 1952
Defense Department—Continued							
Army: ¹⁶							
Military functions:							
Appropriated funds	\$973,298,815.21	\$1,085,701,991.29	\$1,101,674,338.08	\$1,328,857,382.59	\$1,323,159,704.97	\$1,302,350,768.91	\$1,416,229,916.67
Deposit fund accounts (net)	“ 150,364.51	“ 15,975,832.68	“ 51,815,474.52	“ 19,288,409.50	“ 26,218,783.23	177,640,878.64	68,207,332.21
Unclassified				“ 2,968,054.59	“ 2,968,054.59	4,327,847.40	“ 4,291,306.14
Clearing account ¹⁷	207,166,343.42	139,215,364.99	“ 12,836,653.90	“ 112,436,815.20	“ 102,948,635.40	“ 186,003,121.31	“ 59,474,004.21
Civil functions:							
Agricultural commodities and raw materials for occupied areas (revolving fund)		2,630,364.96	33,178.92				36,541.27
Government and relief in occupied areas	7,821,326.83	5,786,585.06	7,964,453.44	58,712,357.43	8,288,437.08	5,616,547.67	3,903,566.41
Panama Canal	1,712,738.70	22,494.03	9,545.24	6,374.09	2,229.96	1,181.48	5,231,575.16
River and harbor work and flood control	62,343,916.06	66,159,048.59	56,853,062.77	62,950,312.63	59,887,900.40	52,048,055.36	50,924,454.38
Other	1,886,783.27	1,117,926.20	“ 1,401,428.81	549,571.31	489,925.43	515,790.07	597,631.01
Unclassified	“ 1.47			“ 310.81	310.81	“ 195,551.21	159,009.95
Navy	758,664,267.19	791,807,643.96	671,099,327.31	768,258,705.26	749,669,866.63	771,365,823.09	897,934,404.21
Executive Office of the President:							
Emergency funds:							
Disaster relief—Housing and Home Finance Agency		346,421.01	1,512,829.25	3,159,502.76	2,099,119.87	1,179,492.92	4,453,176.10
Emergency fund for the President:							
Defense Department—Army		78.20	“ 223.30	59.71	63.00	12.79	“ 21.00
General Services Administration	73,655.81	40.29	“ 63,822.58		23,672.74		“ 23,527.50
Interior Department	1.06						105.00
Other	89,017.57	5,597.97	13,124.67	6,240.61	7,545.33	528.97	23,581.57
Emergencies (National Defense):							
Commerce Department	6,428.08	150.23	65.68	268.89			
Federal Civil Defense Administration	98,755.08	50,084.84	12,872.99	“ 15,782.81	“ 44,117.21	14,641.54	3,159.08
General Services Administration	46,683.39	2,074.86		174,394.49	47,764.80	10.26	39,210.84
Justice Department	10,228.35	18,868.41	5,518.31	6,346.31	1,708.65	226,230.65	167.52
Subversive Activities Control Board						97.37	
Other	94,821.05	155,408.00	76,132.39	81,772.38	“ 8,313.50	129,680.31	99,777.56
Other:							
Bureau of the Budget	201,386.38	9,423.02	131,868.77	312,003.92	337,625.85	394,966.17	251,548.60
Executive proper	391,544.01	388,488.63	262,198.81	180,965.91	57,360.32	205,058.65	181,833.34
Other	133,269.79	216,181.95	156,346.04	206,770.75	224,404.98	5,095,312.97	“ 5,438,074.51
Unclassified					47,586.77	“ 47,586.77	
Export-Import Bank of Washington	“ 33,599,075.33	7,252,559.41	“ 7,329,293.82	“ 331,415.32	2,346,872.23	13,625,878.73	“ 76,923,687.56
Federal Security Agency:							
Social Security Administration:							
Administrative expenses				.09		“ 68.24	
Grants to States (social security)	110,291,618.59	147,348,416.22	51,666,223.52	140,362,905.64	106,495,564.29	84,988,187.03	113,861,075.56
Other	430,561.62	248,568.93	4,058,120.87	327,170.39	347,070.30	327,849.60	560,412.98
Unclassified	144,601.16	“ 144,601.16					

Expenditures ⁷	Fiscal year 1952					Total fiscal year 1952	Total fiscal year 1951
	February 1952	March 1952	April 1952	May 1952	June 1952		
Defense Department—Continued							
Army: ¹⁰							
Military functions:							
Appropriated funds.....	\$1,334,560,135.64	\$1,665,006,907.50	\$1,259,673,596.36	\$1,421,472,917.58	\$1,056,145,326.40	\$15,268,131,801.20	\$7,133,181,667.79
Deposit fund accounts (net).....	“ 14,355,360.01	“ 45,210,895.59	“ 5,032,978.46	“ 25,117,137.56	“ 42,673,974.79	(¹¹)	“ 13,453,195.18
Unclassified.....	“ 38,373.83	“ 1,832.57	“ 483.56	413.38	60.58	“ 9.60	327.74
Clearing account ¹⁷	“ 93,432,469.01	18,558,169.14	101,926,980.85	9,074,545.07	259,936,751.25	168,746,455.60	“ 308,823,263.67
Civil functions:							
Agricultural commodities and raw materials for occupied areas (re-volving fund).....						2,700,085.15	467,116.72
Government and relief in occupied areas.....	1,869,564.19	5,678,424.59	3,417,466.37	2,075,909.77	3,056,303.68	114,190,942.52	353,104,186.16
Panama Canal.....	989,872.98	1,070,455.33	1,030,790.44	2,507,377.18	1,774,433.42	14,359,068.01	24,503,030.95
River and harbor work and flood control.....	45,126,941.55	45,950,430.55	48,323,621.45	46,721,326.44	51,414,520.66	648,703,590.84	725,629,964.07
Other.....	727,875.26	502,362.38	336,033.98	390,079.44	413,036.27	6,125,585.81	65,135,264.07
Unclassified.....	36,541.26					“ 1.47	1.47
Navy.....	783,588,605.15	584,215,502.93	1,070,543,680.28	1,176,148,810.63	937,637,417.46	9,960,934,054.10	5,756,622,786.33
Executive Office of the President:							
Emergency funds:							
Disaster relief—Housing and Home Finance Agency.....	550,324.27	1,221,520.22	422,395.70	455,870.71	856,392.57	16,257,045.38	
Emergency fund for the President:							
Defense Department—Army.....						“ 30.60	
General Services Administration.....	13,845.12		41,037.59	4,722.15		69,623.62	636,293.72
Interior Department.....	2,408.78					2,514.84	15,163.32
Other.....	15,349.49	22,944.74	28,448.32	51,258.38	40,081.51	303,719.13	33,736.32
Emergencies (National Defense):							
Commerce Department.....		1,115.50	3,297.62	11,222.17	16,436.54	38,984.71	165,475.91
Federal Civil Defense Administration.....	1,030.50	7,686.74	11,511.32	3,133.78	400.85	143,376.70	1,430,189.54
General Services Administration.....	217.20		82,689.47	6,903.39	11,536.70	411,485.40	388,424.32
Justice Department.....	117.16	21,783.79	18,380.48	17,519.07	6,664.15	333,532.85	1,570,477.40
Subversive Activities Control Board.....						97.37	95,306.94
Other.....	107,704.88	3,424.51	10,178.89	703.90	7,431.86	758,722.23	10,851.23
Other:							
Bureau of the Budget.....	307,133.77	271,062.10	368,014.64	241,911.73	381,273.36	3,208,218.31	3,518,966.09
Executive proper.....	169,585.98	157,905.23	173,353.59	202,927.50	228,440.68	2,599,662.65	1,846,787.66
Other.....	313,080.09	290,660.25	299,598.12	313,187.44	217,882.60	2,928,620.47	4,231,035.07
Unclassified.....							
Export-Import Bank of Washington.....	31,163,987.68	12,154,193.39	11,089,921.74	31,741,572.60	34,049,560.04	25,241,073.79	87,692,961.08
Federal Security Agency:							
Social Security Administration:							
Administrative expenses.....						“ 68.15	1,347.22
Grants to States (social security).....	104,903,161.41	61,325,832.88	122,233,581.79	69,013,531.69	96,229,275.70	1,208,719,374.32	1,213,822,057.32
Other.....	306,200.05	322,298.43	326,493.09	398,499.54	407,101.43	8,060,347.23	7,224,252.96
Unclassified.....							

Footnotes at end of table.

TABLE 3.—Budget receipts and expenditures, in detail, monthly for fiscal year 1952 and totals for 1951 and 1952—Continued

Expenditures ¹	Fiscal year 1952						
	July 1951	August 1951	September 1951	October 1951	November 1951	December 1951	January 1952
Federal Security Agency—Continued							
Other:							
Office of Education.....	\$10,702,735.40	\$12,884,553.79	\$7,664,006.16	\$6,265,324.89	\$6,354,743.85	\$6,882,722.17	\$16,017,890.51
Public Health Service.....	29,607,381.66	29,514,347.99	21,282,866.31	28,170,490.38	24,216,220.08	20,832,857.90	23,452,472.36
Other.....	7,463,295.28	690,701.30	1,701,084.34	4,960,973.00	2,598,561.36	2,712,384.27	7,381,638.19
Unclassified.....	* 144,601.16	144,601.16					
General Services Administration:							
General Supply Fund.....	5,610,461.25	3,628,375.39	4,541,921.96	* 5,596,129.11	4,883,353.32	1,739,862.05	1,477,200.47
Public buildings construction.....	1,644,008.68	1,347,266.52	1,164,841.23	1,363,341.12	796,506.91	556,147.80	1,035,628.70
Strategic and critical materials.....	34,450,216.52	108,396,325.21	112,413,318.90	43,617,607.20	28,100,867.15	17,765,417.09	39,964,644.20
Operating expenses.....	18,013,107.07	17,928,991.20	16,517,575.30	15,585,645.44	16,221,650.18	13,546,536.14	15,660,551.66
Other.....	1,972,453.27	4,138,376.04	8,130,786.30	573,373.92	917,358.61	1,890,040.71	2,071,017.75
Unclassified.....		* 1,000.00	1,000.00				
Housing and Home Finance Agency:							
Office of Administrator:							
Federal National Mortgage Association ^{2b}	59,124,953.73	52,764,360.07	30,135,011.44	37,473,887.77	33,083,155.38	43,294,468.68	72,489,735.09
Other:							
Slum clearance program—loans.....	389,030.11	157,385.96	312,263.41	135,269.52	192,042.00	182,209.26	242,053.38
Other.....	2,771,537.57	195,186.44	224,729.07	1,461,753.87	2,422,964.82	* 390,057.67	3,161,309.80
Federal Housing Administration ²¹	* 1,628,629.14	1,146,567.47	* 2,576,725.57	331,215.24	953,376.89	* 2,028,104.77	* 1,669,312.08
Home Loan Bank Board:							
Home Owners' Loan Corporation.....	12,572.95	14,711.39	9,084.97	4,876.10	15,948.70	198,381.24	1,358.03
Other.....	* 1,906,751.61	* 677,068.80	* 754,485.65	* 1,219,336.19	* 681,561.91	* 4,741,928.74	415,976.89
Unclassified.....	1.47						
Public Housing Administration.....	30,208,020.77	103,102,245.42	* 41,954,534.05	38,305,910.78	79,307,040.53	* 67,231,169.07	9,956,941.59
Interior Department:							
Bureau of Reclamation.....	21,387,814.54	27,148,550.46	21,289,194.31	24,987,828.39	22,090,761.02	21,385,639.06	21,625,187.66
Other.....	21,930,452.50	31,177,834.71	39,225,622.30	31,062,504.29	28,399,574.70	26,184,751.71	28,150,745.04
Justice Department.....	14,172,106.73	19,283,737.20	12,929,980.54	17,855,116.65	14,050,168.78	13,004,276.62	15,360,441.39
Labor Department:							
Bureau of Employment Security.....	1,848,887.23	658,288.39	4,020,919.07	43,568,323.05	12,546,469.72	1,128,897.86	43,097,273.88
Other.....	5,352,731.41	4,638,296.65	7,118,141.65	3,861,671.01	5,667,032.42	6,061,419.60	2,986,893.92
Post Office Department (deficiency):							
Current year.....			150,000,000.00		170,000,000.00		
Prior years.....							

Expenditures ¹	Fiscal year 1952					Total fiscal year 1952	Total fiscal year 1951
	February 1952	March 1952	April 1952	May 1952	June 1952		
Federal Security Agency—Continued							
Other:							
Office of Education.....	\$13,922,408.52	\$9,868,229.02	\$15,473,545.17	\$16,308,624.54	\$13,022,185.92	\$135,366,969.04	\$57,663,211.13
Public Health Service.....	22,182,878.63	22,814,573.86	23,946,787.73	19,382,106.71	19,748,455.43	285,151,439.04	260,623,226.52
Other.....	2,314,364.11	2,062,823.28	7,109,232.22	2,808,762.83	1,870,447.61	43,680,267.79	37,080,402.34
Unclassified.....							
General Services Administration:							
General Supply Fund.....	* 2,341,345.58	* 195,293.97	2,902,245.18	830,831.82	1,338,000.55	18,819,483.33	10,727,431.11
Public buildings construction.....	167,456.96	469,394.13	734,347.09	930,804.27	718,950.13	10,928,693.54	24,302,317.49
Strategic and critical materials.....	38,469,516.73	53,615,568.63	101,226,020.26	97,088,621.23	171,531,439.69	846,639,562.81	655,510,465.92
Operating expenses.....	17,341,985.65	13,525,815.55	11,705,477.84	12,939,900.01	15,434,353.05	184,421,589.09	108,264,497.78
Other.....	2,170,889.47	1,233,286.33	1,708,772.29	3,546,076.98	* 2,065,324.35	26,287,107.32	27,242,404.20
Unclassified.....							
Housing and Home Finance Agency:							
Office of Administrator:							
Federal National Mortgage Association ²⁰	60,891,945.89	56,613,525.50	52,420,298.48	* 11,910,746.03	* 11,661,396.70	474,719,199.30	404,599,943.93
Other:							
Slum clearance program—loans.....	213,178.16	417,686.18	231,847.00	3,832,461.19	156,996.50	6,462,422.67	2,099,185.23
Other.....	* 4,222,559.60	26,581,777.81	274,828.46	2,869,052.29	* 705,958.07	34,644,564.79	13,353,839.62
Federal Housing Administration ²¹	* 1,397,543.02	1,567,903.95	3,496,463.61	* 1,547,577.83	* 3,860,305.07	* 7,212,670.32	* 15,405,298.12
Home Loan Bank Board:							
Home Owners' Loan Corporation.....	106.46	11,617.81	2,085.60	3,348.19	5,015.99	279,107.43	* 84,278,319.45
Other.....	* 1,745,671.83	* 973,018.11	* 1,999,503.18	860,655.68	* 3,066,010.89	* 16,488,704.34	* 11,645,105.44
Unclassified.....						1.47	* 1.47
Public Housing Administration.....	* 10,569,777.08	* 85,646,914.82	46,044,886.67	43,074,424.02	* 23,008,117.88	121,588,956.88	151,549,189.41
Interior Department:							
Bureau of Reclamation.....	15,949,229.13	17,983,568.66	17,892,652.16	22,534,110.91	21,754,921.94	256,029,458.24	298,245,435.35
Other.....	20,226,172.04	31,957,650.84	21,565,625.47	21,962,664.22	27,188,622.98	329,032,220.80	306,643,207.31
Justice Department.....	18,439,334.39	14,864,757.29	15,593,665.97	14,288,243.59	28,460,171.73	198,302,000.88	150,244,792.85
Labor Department:							
Bureau of Employment Security.....	1,562,824.76	2,799,339.48	25,192,675.86	4,469,600.22	51,148,499.55	192,041,999.10	183,399,587.77
Other.....	4,624,041.54	4,510,869.69	4,037,493.10	6,238,793.39	5,384,827.35	60,482,211.73	48,142,247.37
Post Office Department (deficiency):							
Current year.....	240,000,000.00		180,000,000.00			740,000,000.00	622,000,000.00
Prior years.....							2,169,405.59

Footnotes at end of table.

TABLE 3.—Budget receipts and expenditures, in detail, monthly for fiscal year 1952 and totals for 1951 and 1952—Continued

Expenditures ⁷	Fiscal year 1952						
	July 1951	August 1951	September 1951	October 1951	November 1951	December 1951	January 1952,
Railroad Retirement Board:							
Railroad retirement account.....	\$60,300,000.00	\$27,300,000.00	\$125,522,247.49	\$82,255,425.74	\$49,792,153.32	\$52,897,142.63	\$56,623,115.02
Other:							
Administrative expenses.....							
Railroad unemployment insurance administration fund.....	547,362.22	410,510.93	370,127.27	577,472.27	477,574.29	526,402.45	256,067.06
Railroad unemployment insurance administration fund (transfers to unemployment trust fund).....	4,371,270.00						
Unclassified.....				¢ 72,128.06	72,128.06		
Reconstruction Finance Corporation:	1,779,759.83	¢ 19,372,509.81	¢ 17,397,749.38	¢ 38,095,133.70	¢ 22,057,208.91	¢ 17,398,642.05	¢ 22,511,732.21
State Department:							
United Nations headquarters, loan for construction and furnishing.....	1,250,000.00	1,000,000.00	1,674,969.02	2,000,000.00			750,000.00
Other.....	22,679,623.17	23,580,857.22	11,306,621.32	11,707,731.23	28,205,792.15	18,255,077.41	15,518,842.75
Unclassified.....	¢ 694.00						
Tennessee Valley Authority.....	15,267,558.81	14,085,998.62	11,985,200.30	17,043,244.38	15,383,865.47	14,283,373.57	8,502,918.57
Treasury Department:							
Coast Guard.....	9,705,106.63	21,006,305.22	24,735,696.38	11,627,778.27	35,342,604.69	17,030,710.82	27,298,521.30
Customs.....	3,148,484.29	4,530,857.25	3,285,707.03	3,465,016.08	3,899,651.90	3,575,412.78	4,803,397.86
Fiscal Service:							
Interest on the public debt:							
Public issues.....	231,625,743.67	221,251,694.68	579,351,797.99	495,439,287.45	171,833,007.37	826,143,339.60	226,335,693.14
Special issues ²²	207,559.90	503,440.40	748,638.27	1,618,934.53	1,332,931.19	230,612,824.06	1,656,715.07
Other:							
Claims and judgments, various agencies ²³	3,921,979.76	2,657,709.03	4,714,626.28	6,229,476.95	19,318,112.88	5,097,466.27	5,049,555.71
Other.....	5,575,005.12	7,436,690.57	5,353,708.99	7,678,449.21	5,444,356.76	6,839,234.93	9,164,208.55
Unclassified.....	¢ 47,434.20				185.72	¢ 185.93	.21
Internal Revenue:							
Interest on refunds of receipts.....	8,359,482.48	7,847,491.26	7,524,051.63	6,569,054.44	4,820,538.24	6,632,606.82	8,123,636.67
Other.....	19,904,027.18	28,832,534.66	19,922,618.89	18,694,048.97	27,155,112.71	23,713,952.07	32,206,048.62
Other:							
Loans, advances, and capital subscriptions.....							
Other.....	5,703,049.20	9,231,039.53	3,784,785.78	1,472,513.92	13,646,078.51	5,067,828.09	10,178,134.33
Veterans' Administration:							
National service life insurance fund.....	1,942,016.76	2,682,806.42	57,195,085.65	4,578,429.38	42,242,551.55	11,044,135.68	21,590,446.44
Other:							
Benefits under Servicemen's Readjustment Act.....	158,708,118.60	140,599,221.52	114,377,802.59	145,421,778.00	159,584,529.36	129,637,164.45	132,179,128.53
Pensions and compensations.....	198,507,679.99	180,285,776.62	178,580,513.58	180,823,844.07	182,238,940.51	176,108,602.76	187,771,436.60
Other.....	75,941,995.08	98,601,549.47	71,886,908.88	80,217,385.67	93,856,135.61	79,862,515.16	107,874,812.42
Unclassified.....							

Expenditures ⁷	Fiscal year 1952					Total fiscal year 1952	Total fiscal year 1951
	February 1952	March 1952	April 1952	May 1952	June 1952		
Railroad Retirement Board:							
Railroad Retirement Account.....	\$53,433,244.01	\$59,418,857.31	\$53,314,102.41	\$91,458,694.82	\$58,347,044.88	\$770,662,027.63	\$607,991,049.00
Other:							9,412.36
Administrative expenses.....							
Railroad unemployment insurance ad-							
ministration fund.....	431,137.04	396,060.84	377,361.45	1,358,034.61	420,254.37	5,307,856.06	5,773,364.40
Railroad unemployment insurance ad-							
ministration fund (transfers to unem-							
ployment trust fund).....						4,371,270.00	
Unclassified.....							
Reconstruction Finance Corporation.....	30,355,856.86	7,667,731.30	3,545,157.95	1,397,059.85	49,222,501.41	217,357,088.00	78,467,234.93
State Department:							
United Nations headquarters, loan for con-							
struction and furnishing.....	625,000.00	625,000.00	675,000.00	825,000.00	500,000.00	9,924,969.02	13,950,621.50
Other.....	18,279,571.03	20,074,951.53	39,571,984.17	20,859,704.22	19,660,370.53	249,701,126.73	293,037,726.10
Unclassified.....						694.00	383.31
Tennessee Valley Authority.....	20,065,081.39	10,285,648.13	17,733,987.15	21,818,132.55	14,536,094.47	180,991,103.41	56,712,899.34
Treasury Department:							
Coast Guard.....	10,091,483.82	20,863,658.54	15,138,740.72	18,861,402.02	21,307,696.54	233,009,704.95	167,946,320.54
Customs.....	3,488,957.95	3,327,160.03	3,484,902.20	2,934,219.33	2,920,403.64	42,864,170.43	36,921,917.66
Fiscal Service:							
Interest on the public debt:							
Public issues.....	140,653,774.31	686,830,056.18	347,697,926.91	168,160,214.83	823,802,452.40	4,919,124,988.53	4,740,441,247.07
Special issues ²²	1,071,430.17	2,385,361.20	2,638,935.98	3,560,421.00	693,801,256.32	940,138,448.09	872,213,565.43
Other:							
Claims and judgments, various							
agencies ²³	5,267,696.53	5,506,789.57	4,366,034.90	6,283,416.82	6,808,939.33	75,221,804.03	98,634,578.85
Other.....	5,641,115.84	7,516,408.80	7,207,247.41	5,613,603.71	7,640,935.09	81,110,964.98	64,508,949.23
Unclassified.....						47,434.20	
Internal Revenue:							
Interest on refunds of receipts.....	3,838,647.29	4,486,900.10	3,814,282.55	4,278,320.07	9,504,672.09	75,799,683.64	109,257,721.34
Other.....	23,728,054.21	21,250,725.18	24,625,799.36	21,061,391.61	23,730,657.29	284,824,970.75	243,945,192.87
Other:							
Loans, advances, and capital subscrip-							
tions.....					1,000,000.00	1,000,000.00	
Other.....	7,292,017.91	4,858,352.76	41,413,530.40	1,659,783.72	767,197.85	20,712,855.50	41,073,653.66
Veterans' Administration:							
National service life insurance fund.....	17,995,386.85	18,295,191.54	3,598,889.65	7,449,225.28	22,068,233.09	203,484,618.99	43,354,001.96
Other:							
Benefits under Servicemen's Readjust-							
ment Act.....	114,545,240.21	121,660,863.32	103,661,818.61	88,510,759.68	75,085,002.83	1,483,971,427.70	2,094,143,129.27
Pensions and compensations.....	181,451,363.84	166,211,454.33	200,840,694.90	182,295,033.36	180,855,354.68	2,195,970,695.24	2,154,394,043.77
Other.....	82,357,337.82	97,509,073.95	66,360,123.94	81,081,519.20	82,649,884.86	1,018,199,242.06	957,141,002.84
Unclassified.....							5.75

Footnotes at end of table.

TABLE 3.—Budget receipts and expenditures, in detail, monthly for fiscal year 1952 and totals for 1951 and 1952—Continued

Expenditures ¹	Fiscal year 1952						
	July 1951	August 1951	September 1951	October 1951	November 1951	December 1951	January 1952
Other agencies:							
Independent offices and commissions:							
General Accounting Office.....	\$3,410,150.05	\$2,299,211.78	\$2,315,405.76	\$2,317,950.60	\$3,224,332.54	\$2,488,301.24	\$3,693,604.83
Interstate Commerce Commission.....	1,238,319.34	872,215.16	806,200.37	945,900.65	136,248.44	1,409,691.86	918,173.13
National Advisory Committee for Aero-							
nautics.....	5,448,402.25	5,806,486.68	5,089,770.18	6,150,567.38	4,926,324.01	5,500,230.47	7,149,685.98
Philippine War Damage Commission.....	“ 1,344.49	3,356.82	1,329.79	3,546.08	1,463.52	779.36	“ 63.00
Selective Service System.....	3,411,455.88	2,456,407.54	2,482,586.22	2,535,168.91	2,506,027.48	2,224,510.82	2,578,606.21
Other.....	5,885,647.28	13,383,125.06	9,558,193.11	14,412,894.06	12,041,950.47	14,424,394.89	13,487,111.61
District of Columbia (Federal contributions).	800,000.00	10,600,000.00					
Post Office Department (excluding defi-							
ciencies and expenditures from postal							
revenues).....	19,150.88	1,267,829.24	7,463.14	“ 26,950.20	28,015.58	1,057,997.69	14,237.73
Adjustment for disbursing officers' checks			9.76		.02	“ 2.16	
outstanding.....				“ 5.00	5.00	61,581.48	“ 61,581.48
Unclassified.....							
Total budget expenditures.....	4,738,543,389.89	5,087,286,071.20	5,162,936,892.02	5,482,528,032.62	5,178,445,091.86	5,626,602,725.76	5,454,777,166.65
Budget surplus (+), or deficit (—).....	—2,167,765,158.96	—1,493,040,768.68	+1,045,819,163.38	—2,847,496,517.25	—1,657,566,848.85	—347,192,085.58	—501,451,553.02

^a Counter-entry (deduct).^b Counter-entry (add).^c Excess of credits (deduct).¹ Includes social security taxes on self-employed persons pursuant to Public Law 734, approved August 28, 1950.² This item of seigniorage, which was classified under trust account receipts through June 30, 1950, represents the difference between the cost value and the monetary value of silver bullion revalued and held to secure the silver certificates issued on account of silver acquired under the Silver Purchase Act of 1934.³ Represents appropriations of “Social security—employment taxes” to the Federal old-age and survivors insurance trust fund, as provided under sec. 109 (a) (2) of the Social Security Act Amendments of 1950.⁴ Current appropriations to the Federal old-age and survivors insurance trust fund were suspended during the periods October 10 to November 6, 1951, January 2 to January 5, 1952, and June 9 to June 23, 1952, until adjustments amounting to \$150,000,000, \$25,000,000, and \$125,000,000 respectively had been completed, in accordance with Public Law 734, approved August 28, 1950. Of the \$150,000,000 adjusted, \$113,189,104.04 was applied in the month of October and \$36,810,895.96 in the month of November.⁵ Bureau of the Mint receipts and expenditures each reduced in the amount of \$42,751,410 relating to the period July 1951 through March 1952, to correct error in classification of

transfers between special fund appropriation accounts and general fund receipt accounts.

⁶ Includes adjustment of \$13,516,878.86 increase in appropriation of social security taxes for the period ended September 30, 1951, pursuant to Public Law 734, approved August 28, 1950.⁷ Expenditures are “net,” after allowance for reimbursements to appropriations, receipts of revolving fund appropriations, and receipts credited to disbursing accounts of corporations and agencies having authority to use collections without formal covering into the Treasury. When such credits exceed expenditures the items are indicated by the prefix “c.” Sales and redemptions in the market of obligations of Government corporations are shown in Table 4.⁸ Takes into account reimbursement of \$32,700,000 to the Commodity Credit Corporation in September 1951 for expenses incurred through the fiscal year 1950 under the program for eradication of foot-and-mouth and other diseases of animals.⁹ Adjusted to reflect designation of activity as “revolving fund” and to show expenditures against the related programs.¹⁰ Includes subscriptions to paid-in-surplus of the Federal intermediate credit banks, from the revolving fund provided therefor by the Farm Credit Act, as amended, in the following amounts: August 1951 \$1,250,000, October 1951 \$250,000, March 1952, \$300,000, April 1952 \$965,000, May 1952 \$1,610,000, and June 1952 \$300,000.

Expenditures ⁷	Fiscal year 1952					Total fiscal year 1952	Total fiscal year 1951
	February 1952	March 1952	April 1952	May 1952	June 1952		
Other agencies:							
Independent offices and commissions:							
General Accounting Office.....	\$2,436,665.82	\$2,440,247.62	\$2,485,597.61	\$2,381,190.53	\$2,319,817.72	\$31,812,476.10	\$31,406,675.34
Interstate Commerce Commission.....	929,091.64	966,273.58	942,036.36	972,359.55	1,361,315.29	11,497,825.37	10,814,702.29
National Advisory Committee for Aero- nautics.....	6,290,161.12	5,133,439.62	5,360,405.39	5,031,959.71	5,491,715.71	67,379,148.50	61,575,675.20
Philippine War Damage Commission.....	23.00	523.48	661.91	2,818.79	2,437.94	2,437.94	95,406,657.28
Selective Service System.....	2,845,603.25	2,408,169.60	2,668,637.59	2,577,122.53	3,088,443.53	31,782,739.56	27,202,588.01
Other.....	13,300,810.62	25,157,289.35	15,372,488.64	12,647,115.94	26,169,634.04	177,840,655.07	52,953,102.14
District of Columbia (Federal contributions).						11,400,000.00	10,800,000.00
Post Office Department (excluding deficien- cies and expenditures from postal revenues).	185,447.18	15,081.43	2,014,535.39	17,139.28	15,581.83	4,615,529.17	7,108,952.06
Adjustment for disbursing officers' checks outstanding.....			6.30			7.32	1,129.71
Unclassified.....							
Total budget expenditures.....	5,104,849,251.24	5,704,328,200.91	6,015,928,870.61	5,658,762,807.82	6,930,258,457.04	66,145,246,957.62	44,632,821,908.37
Budget surplus (+), or deficit (-).....	+448,212,076.67	+4,181,697,995.03	-1,692,868,823.70	-1,850,246,413.51	+2,865,258,556.37	-4,016,640,378.10	+3,509,782,624.25

¹¹ Represents reimbursement to Commodity Credit Corporation in September for net costs incurred during the fiscal year 1950, under the International Wheat Agreement Act of 1949.

¹² The figures shown under this caption are expenditures from allocations made by the President to various agencies of the Government.

¹³ Gives effect on November 30, 1951, to Mutual Security Act, approved October 10, 1951.

¹⁴ Effective June 30, 1952, borrowings and other transactions of the Federal intermediate credit banks are reflected in the daily Treasury statements, even though funds received and disbursed under certain of these transactions do not clear through accounts of the Treasurer of the United States. The figures shown for the month of June 1952, include net transactions for the full fiscal year 1952.

¹⁵ Includes amounts resulting from net issuance of debentures and net commercial borrowings although certain of the transactions do not clear through accounts of the Treasurer of the United States. The obligations of the Federal intermediate credit banks are not guaranteed by the United States.

¹⁶ Expenditures of the Air Force and certain expenditures of the Army are on a checks-issued basis as reported by the Departments of the Army and Air Force. As final reports for the latest month are not available in time to effect complete classification by the middle of the following month, the classification for that month is preliminary and will be revised the succeeding month to a final basis.

¹⁷ This clearing account is used to enable the Treasurer to classify receipts and expenditures on the basis of reports of transactions effected in the accounts of the Departments of the Army and Air Force. The figures reported for this account represent the difference between the net amount of paid checks and certificates of deposit cleared by the Treasurer of the United States and the net amount of receipts and expenditures as reported by the Army and Air Force.

¹⁸ Gives effect to reimbursement of \$73,836,800 to the Maritime Administration covering transactions in the period July 1951 to March 1952.

¹⁹ Net transactions for the fiscal year 1952 relating to "Deposit fund accounts" are reclassified and shown under Trust accounts, etc.

²⁰ The Federal National Mortgage Association was transferred from the Reconstruction Finance Corporation to the Housing and Home Finance Agency effective September 7, 1950, pursuant to Reorganization Plan No. 22, therefore comparative figures are not available.

²¹ Transactions of the Mutual Mortgage Insurance Fund are reported under "Deposit funds (net)," effective July 1, 1950.

²² The accounts for which special issues are held are shown in table 23. Some of such accounts also hold marketable obligations, the interest on which is included in public issues on the line above.

²³ Represents judgments, and damage claims not payable under Tort Claims Act.

TABLE 4.—Trust account and other transactions, in detail, monthly for fiscal year 1952 and totals for 1951 and 1952

[On basis of daily Treasury statements, see p. 501]

Trust accounts, etc. Receipts	Fiscal year 1952						
	July 1951	August 1951	September 1951	October 1951	November 1951	December 1951	January 1952
Federal employees' retirement funds:							
Civil service retirement fund:							
Deductions from salaries and other receipts.....	\$29,689,002.36	\$29,474,927.88	\$32,356,518.86	\$35,771,409.16	\$34,006,491.92	\$37,183,429.87	\$40,465,810.42
District of Columbia and Government corporations contributions.....	14,867.61	219,153.75		2,542,000.00			
Interest and profits on investments.....	66,907.79	164,808.74	236,974.65	328,565.57	419,424.92	466,526.64	420,237.84
Transfers from general fund (United States share).....			310,000,000.00				
Foreign service retirement fund:							
Deductions from salaries and other receipts.....	66,488.87	35,687.63	69,608.58	62,092.11	27,964.34	57,506.58	67,811.49
Interest and profits on investments.....	327.87	760.66	1,127.87	1,534.43	2,116.94	2,472.13	4,111.48
Unclassified.....	* 780.00					* 11,200.31	11,200.31
Federal old-age and survivors insurance trust fund:							
Appropriations ¹	174,510,897.71	515,814,713.56	257,873,432.93	² 31,665,487.88	² 399,797,691.43	266,465,272.34	² 147,230,444.70
Deposits by States.....	12,935.87	444,019.31	1,574,380.43	1,439,760.29	1,250,627.17	3,043,258.96	647,490.87
Interest and profits on investments.....			10,870,694.71	14,817,632.65		131,772,310.59	4,504,934.08
Transfers from general fund.....			3,734,000.00				
Other.....							14,247.47
Railroad retirement account:							
Interest on investments.....				221,600.00		448,049.18	391,163.93
Transfers from general fund.....	60,300,000.00	27,300,000.00	125,522,247.49	82,255,425.74	49,792,153.32	52,897,142.63	56,623,115.02
Unemployment trust fund:							
Deposits by States.....	53,293,430.62	375,213,720.40	15,093,829.50	42,233,544.80	280,564,440.74	13,916,712.54	32,817,694.26
Interest on investments.....	19,055.70		4,011,300.10	4,911,149.81		77,850,806.99	3,510,679.09
Railroad unemployment insurance account:							
Deposits by Railroad Retirement Board.....	28,763.73	316,302.90	2,456,535.56	1,129,738.73	107,289.41	3,790,805.48	14,961.04
Transfers from railroad unemployment insurance administration fund.....	4,371,270.00						
Veterans' life insurance funds:							
Government life insurance fund:							
Interest and profits on investments.....		13,770.49	22,090.16	17,356.56	67,131.15	78,032.79	51,400.27
Premiums and other receipts.....	3,537,736.19	3,745,617.31	2,879,637.05	3,942,970.36	2,943,881.43	3,520,451.62	2,660,988.55
National service life insurance fund:							
Interest on investments.....	94,131.15	245,500.02	369,491.79	431,139.33	950,024.61	505,844.27	483,180.31
Premiums and other receipts.....	41,610,187.20	31,351,226.12	32,642,900.05	40,603,487.18	43,213,980.49	28,416,602.80	43,391,950.72
Transfers from general fund.....	1,942,016.76	2,682,806.42	57,195,085.65	4,578,429.38	42,242,551.55	11,044,135.68	21,590,446.44

Trust accounts, etc. Receipts	Fiscal year 1952					Total fiscal year 1952	Total fiscal year 1951
	February 1952	March 1952	April 1952	May 1952	June 1952		
Federal employees' retirement funds:							
Civil service retirement fund:							
Deductions from salaries and other receipts.....	\$33,187,642.35	\$34,406,640.05	\$35,723,661.10	\$31,886,526.95	\$35,922,384.19	\$410,074,445.11	\$377,225,716.43
District of Columbia and Government corporations contributions.....						2,776,021.36	2,117,455.27
Interest and profits on investments.....	629,508.19	732,143.03	656,051.91	930,676.36	183,078,455.06	188,130,280.70	184,560,397.06
Transfers from general fund (United States share).....						310,000,000.00	305,000,000.00
Foreign service retirement fund:							
Deductions from salaries and other receipts.....	77,665.06	35,182.01	82,759.63	64,513.72	43,538.33	690,818.35	641,803.64
Interest and profits on investments.....	4,721.31	5,291.80	5,881.97	6,452.46	618,762.60	653,561.52	659,553.18
Unclassified.....						* 780.00	* 12,856.85
Federal old-age and survivors insurance trust fund:							
Appropriations.....	445,745,271.49	459,895,103.47	* 251,501,385.63	476,410,745.83	* 141,646,137.25	3,568,556,584.22	3,119,536,743.54
Deposits by States.....	2,647,649.29	3,401,890.72	633,240.14	9,553,050.88	1,043,311.37	25,691,615.30	867,204.41
Interest and profits on investments.....		10,870,694.71	14,817,632.65		145,860,215.84	333,514,115.23	287,391,831.37
Transfers from general fund.....						3,734,000.00	3,694,000.00
Other.....	2,055.68	8,621.07	* 4,513.67	2,122.47	1,375.90	23,908.92	
Railroad retirement account:							
Interest on investments.....		482,287.21	900,000.00	985,573.77	75,460,624.75	78,889,298.84	70,167,149.95
Transfers from general fund.....	53,433,244.01	59,418,557.31	53,314,102.41	91,458,694.82	58,347,044.88	770,662,027.63	607,991,049.00
Unemployment trust fund:							
Deposits by States.....	208,900,625.01	16,133,912.40	45,212,629.98	345,160,492.44	10,446,459.38	1,438,987,492.07	1,362,628,786.44
Interest on investments.....	51,665.52	4,297,876.29	4,937,610.34	42,908.65	84,861,057.65	184,494,110.14	164,126,568.63
Railroad unemployment insurance account:							
Deposits by Railroad Retirement Board.....	311,188.80	3,449,455.49	91,949.82	211,484.12	3,533,387.45	15,441,862.53	14,884,291.14
Transfers from railroad unemployment insurance administration fund.....						4,371,270.00	
Veterans' life insurance funds:							
Government life insurance fund:							
Interest and profits on investments.....		59,050.55	183,176.23		44,351,789.62	44,843,797.82	44,696,006.85
Premiums and other receipts.....	3,377,916.24	3,078,812.24	2,933,704.20	5,772,385.62	3,793,973.51	42,188,074.22	41,098,036.03
National service life insurance fund:							
Interest on investments.....	240,573.78	622,262.28	592,196.74	1,369,836.05	150,287,631.48	156,191,811.81	160,323,432.36
Premiums and other receipts.....	37,155,134.88	40,125,293.03	24,831,428.47	27,810,304.15	35,214,782.10	426,367,277.19	480,063,693.16
Transfers from general fund.....	17,995,386.85	18,295,191.54	* 3,598,889.65	7,449,225.28	22,068,233.09	203,484,618.99	43,354,001.96

Footnotes at end of table.

TABLE 4.—Trust account and other transactions, in detail, monthly for fiscal year 1952 and totals for 1951 and 1952—Continued

Trust accounts, etc. Receipts and expenditures	Fiscal year 1952						
	July 1951	August 1951	September 1951	October 1951	November 1951	December 1951	January 1952
RECEIPTS							
Other trust funds and accounts:							
Other trust accounts:							
Adjusted service certificate fund—Interest on loans and investments		\$1,181.64		\$1,546.85	\$9.42	\$2,513.49	\$200,693.10
District of Columbia:							
Revenues from taxes, etc.	\$4,458,038.45	5,851,808.98	\$11,695,206.25	24,856,942.56	5,670,769.69	4,691,668.63	6,437,409.94
Transfers from general fund (United States share)	800,000.00	10,600,000.00					
Indian tribal funds	865,918.54	1,723,659.26	1,569,876.81	2,569,019.10	3,270,462.01	12,033,223.35	1,700,742.00
Other	33,849,127.07	74,309,670.64	25,919,499.02	74,491,155.34	38,106,832.87	43,939,643.29	28,403,727.00
Increment resulting from reduction in the weight of the gold dollar	2,891.91	4,483.84	1,167.22	13,075.15	1,987.72	3,214.20	1,566.98
Unclassified	38,573.73	114,249.61	47,899.67	68,164.97	36,701.90	1,536.47	24.82
Total receipts	409,494,641.67	1,079,399,569.94	896,143,504.35	368,953,227.95	902,472,533.03	692,119,960.21	391,645,982.58
EXPENDITURES (Except investments)							
Federal employees' retirement funds:							
Civil service retirement fund—Annuities and refunds	24,267,351.91	25,273,529.74	24,039,140.82	24,732,985.91	25,629,512.67	23,858,670.33	24,790,300.52
Foreign Service retirement fund—Annuities and refunds	133,636.47	113,714.34	126,189.31	47.30	248,697.81	126,675.49	199,974.30
Federal old-age and survivors insurance trust fund:							
Administrative expenses:							
Salaries and expenses, Bureau of Old-Age and Survivors Insurance	6,738,095.49	4,281,900.29	4,097,044.50	4,741,792.60	5,360,325.29	4,409,831.05	6,545,009.15
Reimbursements to general fund	2,023,163.38	2,023,163.38	3,024,093.39	1,933,378.48	1,933,378.48	1,933,378.48	2,080,653.33
Benefit payments	159,130,742.66	180,300,572.82	142,441,691.88	146,188,173.24	178,658,863.89	161,699,770.23	165,212,241.33
Railroad retirement account:							
Administrative expenses	496,326.94	361,639.87	415,336.16	400,018.21	416,875.93	568,965.77	672,626.08
Benefit payments	27,051,381.03	27,121,641.59	26,768,114.52	27,295,668.49	26,802,570.58	30,666,436.87	33,025,149.26
Unemployment trust fund:							
Railroad Unemployment Insurance Account:							
Benefit payments	2,214,742.68	3,898,255.98	3,614,026.23	4,022,227.25	4,195,060.58	4,137,319.00	5,757,572.91
State accounts—Withdrawals by States	66,515,000.00	72,760,000.00	62,870,000.00	68,552,000.00	64,972,000.00	74,365,000.00	112,605,000.00

Trust accounts, etc. Receipts and expenditures	Fiscal year 1952					Total fiscal year 1952	Total fiscal year 1951
	February 1952	March 1952	April 1952	May 1952	June 1952		
RECEIPTS							
Other trust funds and accounts:							
Other trust accounts:							
Adjusted service certificate fund—Interest on loans and investments.....		\$377. 47	\$13. 29	\$722. 28	\$0. 36	\$207, 057. 90	\$209, 689. 87
District of Columbia:							
Revenues from taxes, etc.....	\$5, 393, 832. 25	17, 940, 154. 13	23, 070, 803. 78	5, 361, 516. 13	5, 317, 259. 65	120, 745, 410. 44	122, 990, 420. 72
Transfers from general fund (United States share).....						11, 400, 000. 00	10, 800, 000. 00
Indian tribal funds.....	2, 632, 469. 69	982, 339. 72	1, 963, 405. 80	1, 035, 301. 68	1, 412, 887. 40	31, 759, 305. 45	58, 212, 543. 88
Other.....	20, 693, 523. 71	8, 420, 688. 45	18, 074, 654. 32	43, 979, 095. 47	22, 705, 667. 80	432, 893, 284. 98	351, 187, 921. 89
Increment resulting from reduction in the weight of the gold dollar.....	1, 119. 52	2, 246. 73	6, 515. 06	3, 313. 92	1, 986. 46	43, 568. 71	80, 376. 82
Unclassified.....	• 1, 185, 861. 37	1, 185, 606. 52	• 159, 838. 25	147, 916. 72	11, 563. 85	842. 32	1, 775, 076. 31
Total receipts.....	831, 295, 332. 26	683, 849, 978. 22	475, 769, 561. 90	1, 049, 642, 859. 77	1, 026, 028, 529. 97	8, 806, 815, 681. 85	7, 796, 270, 893. 06
EXPENDITURES (Except investments)							
Federal employees' retirement funds:							
Civil service retirement fund—Annuities and refunds.....	23, 171, 400. 26	24, 829, 086. 78	26, 021, 703. 16	26, 822, 808. 10	25, 143, 345. 40	298, 579, 835. 60	270, 070, 331. 87
Foreign service retirement fund—Annuities and refunds.....	144, 966. 19	136, 869. 55	134, 199. 55	155, 437. 72	127, 039. 68	1, 647, 447. 71	1, 268, 379. 02
Federal old-age and survivors insurance trust fund:							
Administrative expenses:							
Salaries and expenses, Bureau of Old-Age and Survivors Insurance.....	4, 601, 054. 07	4, 760, 790. 83	5, 230, 766. 53	4, 551, 675. 53	4, 585, 028. 35	59, 903, 313. 68	51, 849, 583. 10
Reimbursements to general fund.....	2, 080, 653. 33	2, 080, 653. 32	1, 863, 432. 91	1, 863, 432. 91	1, 930, 682. 91	24, 770, 064. 30	18, 597, 315. 62
Benefit payments.....	167, 274, 992. 23	169, 703, 161. 69	171, 407, 614. 41	169, 354, 915. 30	171, 004, 678. 43	1, 982, 377, 418. 11	1, 498, 087, 989. 24
Railroad retirement account:							
Administrative expenses.....	526, 730. 63	578, 145. 29	449, 832. 38	• 149, 403. 45	1, 400, 101. 65	6, 137, 195. 46	4, 866, 458. 97
Benefit payments.....	36, 249, 388. 08	37, 087, 878. 50	37, 230, 498. 51	37, 038, 872. 75	38, 235, 377. 93	384, 572, 978. 11	316, 151, 294. 33
Unemployment trust fund:							
Railroad Unemployment Insurance Account:							
Benefit payments.....	4, 984, 121. 92	4, 527, 376. 09	4, 001, 820. 46	3, 375, 238. 71	3, 584, 201. 44	48, 311, 963. 25	52, 034, 338. 68
State accounts—Withdrawals by States.....	103, 692, 000. 00	101, 591, 000. 00	98, 286, 000. 00	89, 158, 000. 00	84, 912, 000. 00	1, 000, 278, 000. 00	848, 270, 000. 00
Footnotes at end of table.							

TABLE 4.—Trust account and other transactions, in detail, monthly for fiscal year 1952 and totals for 1951 and 1952—Continued

Trust accounts, etc. Expenditures (except investments)	Fiscal year 1952						
	July 1951	August 1951	September 1951	October 1951	November 1951	December 1951	January 1952
Veterans' life insurance funds:							
Government life insurance fund—Benefits and refunds.....	\$8,783,605.83	\$7,836,573.26	\$6,720,157.99	\$6,268,920.54	\$5,456,939.23	\$5,518,637.16	\$5,521,061.54
National service life insurance fund:							
Benefits and refunds.....	28,488,581.90	39,373,364.01	46,304,398.02	41,253,163.40	38,788,906.26	37,624,857.10	43,508,170.42
Special dividends.....	69,217,435.29	64,155,593.08	57,893,434.01	78,235,210.52	58,786,298.06	37,727,112.47	30,438,473.78
Other trust funds and accounts:							
Other trust accounts:							
Adjusted service certificate fund.....	25,657.05	19,572.30	27,294.86	26,248.86	22,947.55	157,805.18	^b 99,763.37
District of Columbia.....	8,622,599.03	14,162,884.68	8,584,432.71	14,942,537.51	10,317,471.16	9,078,724.11	9,961,175.10
Indian tribal funds.....	1,072,552.73	4,463,228.95	1,661,638.61	1,783,635.68	4,941,963.71	1,822,886.54	885,279.24
Other:							
Mutual defense assistance trust fund:							
Defense Department:							
Air Force.....	158.45	2,152,567.92	^b 2,476,010.29	1,621,231.73	401,061.75	89,094.94	1,740,688.54
Army.....	470,748.70	8,083,169.99	1,225,836.33	1,159,511.57	88,677.61	3,095,644.39	635,664.71
Navy.....	416,249.64		1,025,716.81	1,817,864.19	3,717,748.96	1,642,368.08	1,712,651.24
Other.....	^b 13,425,820.42	38,515,711.54	2,062,529.26	^b 25,505,022.90	32,162,916.04	9,040,974.85	22,176,324.61
Chargeable against increment on gold—melting losses, etc.....							
Unclassified.....	50.00	2,943.00	^b 2,993.00	247.04	^b 106,144.92	106,006.90	622.44
Deposit fund accounts (net):							
District of Columbia.....	^b 163,057.35	129,871.60	46,543.73	^b 95,101.09	110,113.06	^b 40,639.19	^b 75,641.12
Government corporations (partially owned).....	^b 12,357,327.54	^b 23,330,381.11	^b 13,383,150.70	^b 12,725,217.26	103,324,671.83	^b 15,381,171.23	^b 190,887,280.33
Indian tribal funds.....	1,659,418.97	^b 1,247,044.41	1,135,727.51	^b 2,423,698.04	^b 345,049.88	958,988.88	822,554.81
Other.....	^b 90,882,745.07	26,419,498.86	^b 42,427,634.40	38,507,682.29	119,552,911.87	27,677,888.20	72,576,504.25
Unclassified.....	1,095,691.36	^b 3,000.00	3,000.00		105,753.47	^b 112,194.76	6,441.29
Total expenditures.....	291,594,239.13	496,868,971.68	335,796,558.26	422,733,505.52	685,544,470.99	420,773,030.84	349,811,454.03
Excess of receipts.....	117,900,402.54	582,530,598.26	560,346,946.09		216,928,062.04	271,346,929.37	41,834,528.55
Excess of expenditures.....				53,780,277.57			

Trust accounts, etc. Expenditures (except investments)	Fiscal year 1952					Total fiscal year 1952	Total fiscal year 1951
	February 1952	March 1952	April 1952	May 1952	June 1952		
Veterans' life insurance funds:							
Government life insurance fund—Benefits and refunds.....	\$6,170,065.71	\$6,120,777.49	\$7,225,007.59	\$7,343,400.51	\$8,688,097.75	\$81,653,244.60	\$77,387,743.94
National service life insurance fund:							
Benefits and refunds.....	40,824,877.82	42,991,558.26	25,706,868.12	35,210,383.34	35,404,004.64	455,479,133.29	391,399,710.68
Special dividends.....	13,589,448.73	19,852,434.58	29,033,284.62	44,970,653.72	36,904,829.76	540,804,208.62	222,238,707.10
Other trust funds and accounts:							
Other trust accounts:							
Adjusted service certificate fund.....	984.40	21,134.55	25,508.38	26,393.10	13,775.67	265,589.73	333,280.87
District of Columbia.....	15,098,609.28	11,219,305.99	6,682,413.02	15,258,903.78	11,039,782.68	134,968,839.05	121,619,935.26
Indian tribal funds.....	2,587,426.25	3,212,675.60	1,759,330.95	1,254,517.43	2,069,843.01	27,514,978.70	21,734,010.37
Other:							
Mutual defense assistance trust fund:							
Defense Department:							
Air Force.....	44,874.52	5,659,463.13	18,275,171.49	337,803.54	4,383,449.71	32,139,806.39	7,697,267.76
Army.....	4,694,261.16	1,197,522.67	3,511,341.81	4,449,694.41	2,011,569.14	30,623,642.49	5,322,862.73
Navy.....	612,518.01	521,266.36	1,436,772.98	1,408,610.46	2,199,912.61	16,511,679.34	1,044,453.35
Other.....	26,650,179.82	7,309,551.61	3,030,822.32	39,247,398.56	44,324,936.12	170,971,398.19	229,066,134.45
Chargeable against increment on gold—melting losses, etc.....							830.91
Unclassified.....	478.20	253.26					
Deposit fund accounts (net):							
District of Columbia.....	5,207.98	20,542.84	167,531.86	147,639.32	81,364.30	687.78	1,416,186.95
Government corporations (partially owned).....	122,630,883.90	70,332,442.56	48,904,385.07	12,507,647.40	720,078.95	394,819,999.42	310,285,617.10
Indian tribal funds.....	500,482.38	1,295,522.72	1,741,544.03	369,105.38	115,298.21	1,991,805.12	5,294,620.03
Other.....	30,342,397.86	9,784,332.54	40,389,338.17	297,847,236.95	191,954,609.74	45,794,086.56	496,900,240.38
Unclassified.....			180.00	180.00		1,095,691.36	1,095,691.36
Total expenditures.....	300,438,764.97	347,389,540.83	434,371,174.46	196,856,071.57	669,393,850.18	4,951,571,632.46	3,944,619,506.63
Excess of receipts.....	530,856,567.29	336,460,437.39	41,398,387.44	852,786,788.20	356,634,679.79	3,855,244,049.39	3,851,651,386.43
Excess of expenditures.....							

Footnotes at end of table.

TABLES

TABLE 4.—Trust account and other transactions, in detail, monthly for fiscal year 1952 and totals for 1951 and 1952—Continued

Investments of Government agencies in public debt securities (net) ^a	Fiscal year 1952						
	July 1951	August 1951	September 1951	October 1951	November 1951	December 1951	January 1952
Trust accounts:							
Federal employees' retirement funds:							
Civil service retirement fund.....	\$11,607,000.00	\$5,986,000.00	\$317,751,000.00	\$9,389,000.00	\$11,052,000.00	\$9,631,000.00	\$17,778,000.00
Foreign service retirement fund.....	• 41,000.00	• 74,000.00	• 54,000.00	• 65,000.00	• 89,000.00	• 92,000.00	• 98,000.00
Federal old-age and survivors insurance trust fund.....	130,000,000.00	220,000,000.00	7 119,917,616.58	7 49,941,480.15	45,200,000.00	129,500,000.00	7 198,667,016.84
Railroad retirement account.....	33,000,000.00		98,521,000.00	54,447,000.00	12,791,000.00	16,887,000.00	26,623,000.00
Unemployment trust fund.....	• 35,000,000.00	306,000,000.00	• 25,007,653.70	• 45,008,038.37	227,000,000.00	• 65,019,678.75	• 4,000,000.00
Veterans' life insurance funds:							
Government life insurance fund.....		• 4,500,000.00	• 3,500,000.00	• 3,500,000.00	• 4,500,000.00	• 5,000,000.00	• 2,500,000.00
National service life insurance fund.....	• 58,200,000.00	• 63,600,000.00	• 17,200,000.00	• 76,800,000.00	• 22,800,000.00	• 26,900,000.00	• 14,800,000.00
Other:							
Adjusted service certificate fund.....		• 50,000.00		• 50,000.00		• 50,000.00	200,000.00
District of Columbia funds.....			1,741,000.00	10,000.00			
Farm tenant mortgage insurance fund.....					250,000.00		
General post fund, Veterans' Administration.....							
Indian tribal funds.....	• 52,700.00	• 1,148,200.00		• 451,550.00	• 134,000.00	• 81,900.00	• 234,500.00
Philippine account for payment of pre-1934 bonds.....	39,000.00			4,102,000.00			• 2,840,000.00
Other.....				800.00		300,000.00	• 150,000.00
Wholly owned Government corporations and agencies:							
Federal Housing Administration:							
Mutual mortgage insurance fund.....		4,800,000.00		3,200,000.00	300,000.00		3,100,000.00
Other.....	3,700,000.00	3,000,000.00		3,550,000.00	400,000.00		• 5,600,000.00
Federal Savings and Loan Insurance Corporation.....	• 6,722,000.00		1,000,000.00	1,000,000.00	1,000,000.00	2,500,000.00	2,000,000.00
Other:							
Federal intermediate credit banks.....	5,500,000.00	1,000,000.00	18,500,000.00	7,755,000.00	• 24,661,000.00	2,900,000.00	• 300,000.00
Home Owners' Loan Corporation.....							
Inland Waterways Corporation.....							
Production Credit Corporations.....	186,000.00	27,000.00	50,000.00	130,000.00	91,500.00	842,500.00	231,000.00

Investments of Government agencies in public debt securities (net) *	Fiscal year 1952					Total fiscal year 1952	Total fiscal year 1951
	February 1952	March 1952	April 1952	May 1952	June 1952		
Trust accounts:							
Federal employees' retirement funds:							
Civil service retirement fund.....	\$8,318,000.00	\$12,943,000.00	\$20,995,000.00	\$6,715,000.00	\$191,719,000.00	\$623,884,000.00	\$573,240,000.00
Foreign service retirement fund.....	¢ 110,000.00	¢ 117,000.00	¢ 114,000.00	¢ 101,000.00	680,000.00	¢ 275,000.00	17,000.00
Federal old-age and survivors insurance trust fund.....	60,000,000.00	7 224,217,616.58	7 288,741,480.15	225,000,000.00	7 259,067,016.84	1,950,252,227.14	1,677,976,342.47
Railroad retirement account.....	14,432,000.00	22,418,000.00	19,214,000.00	53,920,000.00	96,401,000.00	448,654,000.00	356,890,000.00
Unemployment trust fund.....	101,000,000.00	¢ 90,007,741.85	¢ 41,008,148.59	253,000,000.00	7 936,234.79	582,884,973.53	649,933,420.52
Veterans' life insurance funds:							
Government life insurance fund.....		¢ 2,500,000.00	¢ 6,500,000.00		33,000,000.00	500,000.00	8,500,000.00
National service life insurance fund.....	7,100,000.00	¢ 14,300,000.00	¢ 25,000,000.00	¢ 52,600,000.00	120,100,000.00	¢ 245,000,000.00	93,500,000.00
Other:							
Adjusted service certificate fund.....		¢ 50,000.00		¢ 50,000.00		¢ 50,000.00	¢ 85,000.00
District of Columbia funds.....			18,056,000.00		¢ 17,931,000.00	1,876,000.00	6,542,500.00
Farm tenant mortgage insurance fund.....						250,000.00	
General post fund, Veterans' Adminis- tration.....							¢ 1,000.00
Indian tribal funds.....	¢ 19,950.00	¢ 507,500.00	¢ 30,700.00	¢ 50,550.00	¢ 273,400.00	¢ 2,984,950.00	¢ 16,670.00
Philippine account for payment of pre- 1934 bonds.....	6,450.00	¢ 1,848,300.00	¢ 1,330,000.00	¢ 20,000.00	¢ 3,110,000.00	¢ 5,000,350.00	2,561,000.00
Other.....		225,000.00				375,800.00	¢ 9,300.00
Wholly owned Government corporations and agencies:							
Federal Housing Administration:							
Mutual mortgage insurance fund.....	4,990,000.00		1,500,000.00	2,000,000.00	2,500,000.00	22,300,000.00	25,867,650.00
Other.....	2,700,000.00		2,300,000.00		¢ 11,800,000.00	¢ 1,750,000.00	26,019,250.00
Federal Savings and Loan Insurance Corpora- tion.....	1,000,000.00	1,000,000.00		1,000,000.00	3,550,000.00	7,328,000.00	10,900,000.00
Other:							
Federal intermediate credit banks.....	12,500,000.00	13,595,000.00	13,000,000.00	14,500,000.00	6,525,000.00	70,814,000.00	37,480,000.00
Home Owners' Loan Corporation.....							¢ 2,000,000.00
Inland Waterways Corporation.....							¢ 50,000.00
Production Credit Corporations.....	261,000.00	214,000.00	304,000.00	¢ 1,135,500.00	1,381,500.00	2,583,000.00	5,385,100.00

Footnotes at end of table.

TABLE 4.—Trust account and other transactions, in detail, monthly for fiscal year 1952 and totals for 1951 and 1952—Continued

Investments of Government agencies in public debt securities (net) ^a Sales and redemptions of obligations of Government agencies in market (net)	Fiscal year 1952						
	July 1951	August 1951	September 1951	October 1951	November 1951	December 1951	January 1952
Other Government corporations:							
Banks for cooperatives.....							
Federal Deposit Insurance Corporation.....				\$2,000,000.00		\$13,050,000.00	\$53,600,000.00
Federal home loan banks.....	\$22,000,000.00	^c \$11,190,000.00	\$5,050,000.00	^c 8,429,000.00	\$1,015,000.00	^c 5,485,000.00	139,110,000.00
Total investment transactions (net).....	106,016,300.00	460,250,800.00	516,768,962.88	1,221,691.78	246,915,500.00	72,981,921.25	410,786,516.84
SALES AND REDEMPTIONS OF OBLIGATIONS OF GOVERNMENT AGENCIES IN MARKET (NET)							
Guaranteed by the United States:							
Commodity Credit Corporation.....	13,782.66			^b 1,145,236.64	^b 2,818,739.23	2,483,520.87	^b 2,143,495.05
Federal Farm Mortgage Corporation.....	11,000.00	10,400.00	14,600.00	6,400.00	10,600.00	7,000.00	14,400.00
Federal Housing Administration.....	870,350.00	^b 4,129,150.00	^b 933,350.00	^b 3,048,900.00	^b 2,562,150.00	^b 1,860,550.00	6,543,050.00
Home Owners' Loan Corporation.....	18,300.00	28,075.00	11,800.00	16,025.00	13,300.00	32,125.00	10,350.00
Not guaranteed by the United States:							
Federal home loan banks.....	50,000.00	42,910,000.00	7,550,000.00	3,725,000.00	^b 36,420,000.00	175,000.00	55,000.00
Federal intermediate credit banks.....							
Federal land banks.....	3,300.00		39,000.00	3,000.00	^b 69,993,000.00	1,159,000.00	661,500.00
Home Owners' Loan Corporation.....	3,325.00	2,400.00	750.00	350.00	3,550.00	1,225.00	325.00
Net sales.....				443,361.64	111,766,439.23		
Net redemptions.....	970,057.66	\$8,821,725.00	6,682,800.00			1,997,320.87	5,141,129.95
Clearing account for outstanding checks, interest coupons, and telegraphic reports from Federal Reserve Banks: ^b							
Excess of receipts (credits).....			30,294,639.15		20,083,275.36	6,910,190.46	103,494,937.08
Excess of expenditures (charges).....	14,459,912.30	103,250,531.74		85,717,728.84			

Investments of Government agencies in public debt securities (net) ^a Sales and redemptions of obligations of Government agencies in market (net)	Fiscal year 1952					Total fiscal year 1952	Total fiscal year 1951
	February 1952	March 1952	April 1952	May 1952	June 1952		
Other Government corporations:							
Banks for cooperatives.....					\$250,000.00	\$250,000.00	
Federal Deposit Insurance Corporation.....	\$3,000,000.00		\$4,000,000.00		8,300,000.00	83,950,000.00	\$62,500,000.00
Federal home loan banks.....	5,860,000.00	\$5,385,000.00	\$24,135,000.00	\$7,750,000.00	\$41,640,000.00	95,291,000.00	21,392,000.00
Total investment transactions (net).....	220,947,500.00	170,667,074.73	269,992,631.56	509,927,950.00	649,655,351.63	3,636,132,200.67	3,556,542,292.99
SALES AND REDEMPTIONS OF OBLIGATIONS OF GOVERNMENT AGENCIES IN MARKET (NET)							
Guaranteed by the United States:							
Commodity Credit Corporation.....	1,367,603.83	746,525.21	678,675.41	29,292.71	243,743.08	\$544,327.15	1,418,140.08
Federal Farm Mortgage Corporation.....	8,300.00	3,500.00	6,200.00	16,300.00	6,500.00	115,200.00	205,100.00
Federal Housing Administration.....	\$551,100.00	\$4,426,750.00	\$4,504,700.00	\$1,064,300.00	\$516,700.00	\$16,184,250.00	\$11,704,400.00
Home Owners' Loan Corporation.....	13,300.00	9,475.00	12,975.00	79,825.00	29,650.00	275,200.00	357,025.00
Not guaranteed by the United States:							
Federal home loan banks.....	122,645,000.00	63,205,000.00	66,350,000.00	18,235,000.00	\$3,580,000.00	284,900,000.00	\$375,485,000.00
Federal intermediate credit banks.....					\$97,845,000.00	\$97,845,000.00	
Federal land banks.....	53,000.00		4,000.00	\$30,966,500.00	341,500.00	\$98,695,200.00	1,078,000.00
Home Owners' Loan Corporation.....	75.00	125.00	100.00	575.00	225.00	13,025.00	16,750.00
Net sales.....				13,669,807.29	101,320,081.92		384,114,384.92
Net redemptions.....	123,536,178.83	59,537,875.21	62,547,250.41			72,034,647.85	
Clearing account for outstanding checks, interest coupons, and telegraphic reports from Federal Reserve Banks: ^a							
Excess of receipts (credits).....			328,501,452.48				
Excess of expenditures (charges).....	25,459,921.03	244,535,664.65		91,442,053.50	325,807,994.62	401,389,312.15	214,140,134.96

^a Counter-entry (deduct).^b Excess of credits (deduct).^c Excess of redemptions, sales, or repayments (deduct).¹ Represents appropriations of "Social security—employment taxes" to the Federal old-age and survivors insurance trust fund, as provided under Sec. 109 (a) (2) of the Social Security Act Amendments of 1950.² Current appropriations to the Federal old-age and survivors insurance trust fund were suspended during the periods October 10 to November 6, 1951, January 2 to January 5, 1952, and June 9 to June 23, 1952, until adjustments amounting to \$150,000,000, \$25,000,000, and \$125,000,000 respectively had been completed, in accordance with Public Law 734, approved August 28, 1950. Of the \$150,000,000 adjusted, \$113,189,104.04 was applied in the month of October and \$36,810,895.96 in the month of November.³ Includes adjustment of \$13,516,878.86 increase in appropriation of social security taxes for the period ended September 30, 1951, pursuant to Public Law 734, approved August 28, 1950.⁴ Represents reimbursement for certain administrative expenses met out of general fund appropriations.⁵ Checks issued in August include \$17,003,571.95 payments relating to September which were adjusted in October; therefore, October payments are understated in the amount of \$17,003,571.95 which is adjusted in November.⁶ Represents investment transactions which clear through accounts of the Treasurer of the United States.⁷ Reduced by repayments on account of accrued interest or premium purchased.⁸ This clearing account for outstanding checks, outstanding unpaid interest on the public debt, and telegraphic reports is used to enable the Treasurer to classify expenditures immediately upon the receipt of advice concerning the issuance of checks by disbursing officers of the Treasury Department and advice relating to interest on the public debt becoming due and payable, and also to enable the Treasurer to reflect transactions in cash assets on the basis of telegraphic reports received from Federal Reserve Banks. When the bank transcripts are received, the items involved are cleared from this account.⁹ Effective in the fiscal year 1952, borrowings and other transactions of the Federal intermediate credit banks are included, even though funds received and disbursed under certain of these transactions do not clear through accounts of the Treasurer of the United States.

TABLE 5.—Budget receipts and expenditures by major classifications,^{1 2} fiscal years 1944-52

[In millions of dollars. On basis of daily Treasury statements, see p. 501]

Classification	1944	1945	1946	1947	1948	1949	1950	1951	1952
RECEIPTS									
Internal revenue:									
Income and profits taxes:									
Withheld by employers ¹	8,393	10,289	9,392	10,013	11,436	9,842	10,073	13,535	18,521
Other ²	26,262	24,884	21,493	19,292	19,735	19,641	18,189	24,218	32,826
Subtotal	34,655	35,173	30,885	29,306	31,171	29,482	28,263	37,753	51,347
Employment taxes:									
Old-age insurance ¹	1,292	1,310	1,238	1,459	1,616	1,690	2,106	3,120	3,569
Unemployment insurance	180	185	180	185	208	223	226	234	259
Railroad retirement	267	285	283	380	557	564	550	578	735
Subtotal	1,739	1,780	1,701	2,024	2,381	2,477	2,883	3,931	4,562
Miscellaneous internal revenue	5,291	6,949	7,725	8,049	8,301	8,348	8,303	9,423	9,726
Total internal revenue	41,685	43,902	40,310	39,379	41,853	40,307	39,449	51,106	65,635
Railroad unemployment insurance contributions	12	13	13	14	15	10	9	10	10
Customs	431	355	435	494	422	384	423	624	551
Other:									
Renegotiation of war contracts ¹	2,235	2,041	1,063	279	162	76	27	28	13
Surplus property		101	501	2,886	1,929	589	264	214	193
Other ²	1,077	1,338	1,915	1,456	1,719	1,407	1,140	1,387	1,598
Total budget receipts ²	45,441	47,750	44,238	44,508	46,099	42,774	41,311	53,369	67,999
Less:									
Appropriations to Federal old-age and survivors insurance trust fund ¹	1,292	1,310	1,238	1,459	1,616	1,690	2,106	3,120	3,569
Refunds of receipts ²	257	1,679	2,973	3,006	2,273	2,838	2,160	2,107	2,302
Net receipts ²	43,892	44,762	40,027	40,043	42,211	38,246	37,045	48,143	62,129
EXPENDITURES									
National defense and related activities:									
Department of the Air Force ¹						1,690	3,506	6,238	12,350
Department of the Army ¹	49,242	50,337	27,800	6,911	6,046	5,417	4,058	6,876	15,443
Department of the Navy ¹	26,538	30,047	15,161	4,998	4,171	4,412	4,110	5,757	9,961
Payments under Armed Forces Leave Act				1,986	270	10	1	3	1
U. S. Maritime Commission ¹	3,812	3,227	694	271	277	136			
United Nations Relief and Rehabilitation Administration		114	664	1,501	268	25	(*)	(*)	(*)
Surplus property disposal agencies			106	442	325	98	7	(*)	2
R. F. C. and affiliates ¹	2,682	472	328	138					
Strategic and critical materials				11	99	299	439	656	847
Other ¹⁰	7,447	6,305	4,117	554	44	71	225	435	503
Subtotal	89,720	90,501	48,870	16,812	11,500	12,158	12,346	19,964	39,106
International finance and aid:									
Bretton Woods Agreements Act			159	1,426					
Export-Import Bank of Washington			568	938	465	-60	45	88	25
Credit to United Kingdom				2,050	1,700				
Greek-Turkish assistance					161	279	126	65	18
Government and relief in occupied areas				514	881	1,333	779	354	117

Footnotes at end of table.

TABLE 5.—*Budget receipts and expenditures by major classifications,^{1 2} fiscal years 1944-52—Continued*

[In millions of dollars. On basis of daily Treasury statements, see p. 501]

Classification	1944	1945	1946	1947	1948	1949	1950	1951	1952
EXPENDITURES—Continued									
International finance and aid—Continued									
Mutual Security Act: ¹¹									
Economic and technical assistance.....					134	4,043	3,523	3,006	2,191
Military assistance.....							44	884	2,228
Other.....									47
Other.....					803	420	170	49	183
Subtotal ¹²			727	4,928	4,143	6,016	4,689	4,445	4,809
Interest on the public debt ¹³	2,609	3,617	4,722	4,958	5,211	5,339	5,750	5,613	5,859
Veterans' Administration.....	730	2,060	4,253	7,259	6,469	6,878	6,517	5,249	4,902
Other expenditures:									
Department of Agriculture ¹⁴	606	969	-203	1,226	782	2,658	2,986	635	1,219
Department of Commerce ¹⁵	71	92	98	149	172	239	385	378	528
Housing and home finance ¹⁶	-360	-307	-246	129	-68	-56	-270	460	614
Postal deficiency.....	-29	1	161	242	310	524	593	624	740
Public works ¹⁷	425	313	359	690	1,126	1,519	1,575	1,541	1,565
Reconstruction Finance Corporation ¹⁸	-247	-288	-23	215	438	314	589	-71	-169
Social security program ¹⁹	798	807	845	1,066	1,619	1,696	1,967	2,027	2,203
Atomic Energy Commission.....				159	456	647	524	908	1,648
Miscellaneous ²⁰	901	937	1,142	1,456	1,633	2,124	2,515	2,860	3,121
Subtotal.....	2,256	2,525	2,133	5,332	6,467	9,666	10,865	9,363	11,469
Total budget expenditures ^{1 2}	95,315	98,703	60,703	39,289	33,791	40,057	40,167	44,633	66,145
Budget surplus, or deficit (-).....	-51,423	-53,941	-20,676	754	8,419	-1,811	-3,122	3,510	-4,017

NOTE.—More detail on current expenditures is shown in table 3.

¹ Revised.² Less than \$500,000.³ Expenditures exclude amounts for public debt retirement which are chargeable to the sinking fund, etc., under special provisions of law. Expenditures include transfers to trust accounts and net expenditures of wholly owned Government corporations and agencies, except investments by such corporations and agencies in public debt securities, beginning fiscal year 1951; and payments to the Treasury as explained in footnote 2.⁴ Amounts refunded by Government are reported as deductions from total receipts. Both receipts and expenditures exclude payments to the Treasury, principally by wholly owned Government corporations for retirement of capital stock and for disposition of earnings. (See also table 2, footnote 3.)⁵ Partly estimated, beginning 1951, see footnote 5.⁶ Includes so-called voluntary returns.⁷ Represents appropriations equal to "Social security—employment taxes" collected and deposited as provided under Section 201 (a) of the Social Security Act Amendments of 1950. Effective January 1, 1951, the old-age insurance taxes on employers and employees and the withheld income tax are paid into the Treasury in combined amounts without separation as to type of tax. The old-age insurance tax on self-employment income, imposed by the 1950 amendments, is levied and collected as part of the individual income tax beginning with the taxable year 1951. The amounts transferred currently as appropriations to the trust fund, beginning January 1951, are based on estimates of old-age insurance tax receipts made by the Secretary of the Treasury, and are adjusted in later transfers on the basis of wage and self-employment income records maintained by the Federal Security Administrator. For purposes of this table, beginning January 1951, the amounts credited to the trust fund are shown as estimated old-age insurance tax receipts, and these old-age insurance taxes, on the basis of an estimated breakdown, are excluded from the figures shown as income tax withheld and "Other" income and profits taxes, respectively.⁸ Excludes interest on refunds, which is included under "Other expenditures: Miscellaneous."⁹ Department of the Army includes certain expenditures on behalf of Department of the Air Force which have been made out of appropriations to the Department of the Army. Excludes expenditures made by the Departments of the Army, Navy, and Air Force included in other classifications in this table. Beginning 1952, net transactions by the Departments of the Air Force and the Army relating to "Deposit Fund Accounts," are included under "Trust Account and Other Transactions" (see Table 6).¹⁰ Effective Sept. 1, 1946, expenditures of War Shipping Administration are included with expenditures of U. S. Maritime Commission. Beginning 1950 all expenditures for the Commission are included under "Other expenditures: Department of Commerce."¹¹ Expenditures of Reconstruction Finance Corporation and affiliates for activities other than national defense and related activities are included under "Other expenditures." National defense and related activities expenditures for 1948 and thereafter are not segregated from other expenditures.¹² Beginning July 1, 1946, consists of expenditures for Office of Selective Service Records and National Advisory Committee for Aeronautics; beginning March 1948, expenditures for Office of Secretary of Defense also are included.

(Continued on following page)

¹¹ Established in accordance with Public Law 165, approved Oct. 10, 1951. Prior to fiscal year 1952, consists of expenditures under the Economic Cooperation Act.

¹² To simplify comparison of figures, transactions relating to the Foreign Economic Cooperation trust fund, established under Section 114 (f) of the Economic Cooperation Act of 1948 (62 Stat. 150) have been consolidated with budget expenditures.

¹³ Commencing Nov. 1, 1949, interest on the public debt is reported as an expenditure when such interest becomes due and payable, as distinguished from the previous practice of showing the expenditure on the basis of interest paid by the Treasurer of the United States.

¹⁴ Comprises Department of Agriculture expenditures, except those for UNRRA, surplus property disposal, other national defense and related activities prior to July 1947; international finance and aid; and forest roads and trails, included under "Public works" in this table.

¹⁵ Comprises Department of Commerce expenditures, including U. S. Maritime Commission (see footnote 8), except those for national defense and related activities prior to 1947; international finance and aid; public roads, included under "Public works"; and administrative expenses, Social Security Act, included under "Social Security Program."

¹⁶ Beginning September 1950, includes Federal National Mortgage Association and prefabricated housing loans program, which were transferred from the Reconstruction Finance Corporation by Reorganization Plans Nos. 22 and 23 of 1950.

¹⁷ Consists of expenditures for the following: Public roads, except assistance to Greece and Turkey; public buildings, consisting of construction only, beginning with July 1949; and Bureau of Community Facilities (these three categories of expenditures having been under the Federal Works Agency until it was abolished by Public Law 162, approved June 30, 1949); Bureau of Reclamation; Tennessee Valley Authority; river and harbor work and flood control under the Department of the Army; and forest roads and trails under the Department of Agriculture. Prior to July 1949, included all other Federal Works Agency expenditures except those included under national defense and related activities.

¹⁸ Excludes expenditures shown under "National defense and related activities." (See footnotes 9 and 16.)

¹⁹ Comprises budget expenditures under Social Security, Railroad Retirement, and Railroad Unemployment Insurance Acts.

²⁰ Includes expenditures for executive departments not included elsewhere in this table (including interest on refunds) and for legislative and judicial functions; Government contributions to Federal employees' retirement; Panama Canal, except war expenditures; and other miscellaneous.

TABLE 6.—Trust account and other transactions by major classifications, fiscal years 1944-52

(In millions of dollars. On basis of daily Treasury statements, see p. 501)

Classification	1944	1945	1946	1947	1948	1949	1950	1951	1952
TRUST ACCOUNTS, ETC.									
RECEIPTS									
Federal old-age and survivors insurance trust fund.....	1,395	1,434	1,386	1,623	1,807	1,924	2,367	3,411	3,932
Railroad retirement account.....	273	324	312	323	797	625	645	678	850
Unemployment trust fund.....	1,567	1,508	1,280	1,289	1,313	1,173	1,281	1,542	1,643
National service life insurance fund.....	905	2,127	2,351	1,504	740	690	1,076	684	786
Government life insurance fund.....	94	97	103	134	90	92	87	86	87
Federal employees' retirement funds ¹	501	557	614	578	594	680	809	850	912
Adjusted service certificate fund.....	1	10	1	1	-6	(*)	(*)	(*)	(*)
Miscellaneous ²	351	1,028	1,666	792	1,179	529	403	545	597
Total receipts³.....	5,085	7,086	7,712	6,244	6,515	5,714	6,669	7,796	8,807
EXPENDITURES (Except investments)									
Federal old-age and survivors insurance trust fund ⁴	217	267	358	466	559	661	784	1,569	2,067
Railroad retirement account.....	134	141	152	173	222	278	304	321	391
Unemployment trust fund.....	61	71	1,146	869	859	1,314	2,026	900	1,049
National service life insurance fund.....	31	128	280	282	302	348	2,988	614	996
Government life insurance fund.....	34	25	50	67	70	61	114	77	82
Federal employees' retirement funds ¹	103	151	267	323	244	222	268	271	300
Other trust funds and accounts ⁵	233	428	1,574	1,073	1,234	526	370	387	413
Deposit fund accounts (net).....	-508	-1,669	647	372	367	414	96	-194	-346
Total expenditures.....	305	-458	4,474	3,625	3,857	3,824	6,950	3,945	4,952
Net receipts, or expenditures (-), of trust accounts, etc.....	4,780	7,544	3,238	2,619	2,658	1,890	-281	3,852	3,855

Footnotes at end of table.

TABLE 6.—*Trust account and other transactions by major classifications, fiscal years 1944-52—Continued*

[In millions of dollars]

Classification	1944	1945	1946	1947	1948	1949	1950	1951	1952
INVESTMENTS OF GOVERNMENT AGENCIES IN PUBLIC DEBT SECURITIES (NET)									
Federal old-age and survivors insurance trust fund...	1,172	1,137	1,002	1,194	1,194	1,294	1,414	1,678	1,950
Railroad retirement account...	140	182	156	148	569	346	338	357	449
Unemployment trust fund...	1,503	1,437	102	443	446	-160	-724	650	583
National service life insurance fund...	862	1,974	2,053	1,234	461	353	-1,946	94	-245
Government life insurance fund...	60	73	47	60	32	32	-26	8	1
Federal employees' retirement funds ¹ ...	393	399	309	282	363	447	543	573	624
Other trust funds and accounts ² ...	-1	-2	-2	(*)	-6	(*)	(*)	9	-6
Government corporations and agencies ³ ...								187	281
Total investment transactions (net)...	4,129	5,200	3,668	3,362	3,060	2,311	-402	3,557	3,636
SALES AND REDEMPTIONS OF OBLIGATIONS OF GOVERNMENT AGENCIES IN MARKET (NET)									
Guaranteed.....	2,683	1,276	160	387	16	46	8	-10	-16
Not guaranteed ⁴	190	277	-66	-28	-123	28	14	-374	88
Net sales.....	2,874	1,553	95	359	107	74	22	384	72
Net redemptions.....	2,874	1,553	95	359	107	74	22	384	72
Net of trust account and other transactions, excess of receipts, or expenditures (-).....	-2,222	791	-524	-1,103	-294	-495	99	679	147

*Less than \$500,000.

¹ Consists of civil service and foreign service retirement funds. Since September 1949 the civil service fund has included the former Alaska Railroad and Canal Zone retirement funds.² Includes District of Columbia, Indian tribal funds, island possessions, increment resulting from reduction in weight of gold dollar, and seigniorage on silver through 1950.³ Excludes Foreign Economic Cooperation trust fund. See table 1, footnote 7.⁴ Includes reimbursement for certain administrative expenses met out of general fund appropriations.⁵ Includes adjusted service certificate fund, District of Columbia, Indian tribal funds, expenditures chargeable against increment on gold, and beginning in the fiscal year 1950, Mutual Defense Assistance Trust Fund. Excludes net investments in public debt securities beginning 1951. (See footnote 7.)⁶ Consists of transactions which clear through accounts of the Treasurer of the United States.⁷ Consists of adjusted service certificate fund prior to 1951; beginning with that year includes also investments of other accounts which for prior years are included in expenditures of "Other trust funds and accounts" and "Deposit fund accounts (net)."⁸ Consists of net investments of Government corporations which for prior years are included in expenditures of "Deposit fund accounts (net)," and net investments of wholly owned Government corporations and agencies which for prior years are included in budget expenditures.⁹ Effective in fiscal year 1952, borrowings and other transactions of the Federal intermediate credit banks are included, even though funds received and disbursed under certain of these transactions do not clear through accounts of the Treasurer of the United States.

TABLE 7.—Internal revenue collections by tax sources, fiscal years 1929-52¹

[In thousands of dollars. On basis of reports of collections, see p. 502]

Fiscal year	Income and profits taxes					Employment taxes			Miscellaneous internal revenue taxes		
	Individual taxes			Corporation income and excess profits ⁴	Total income and profits taxes	Social security	Railroad retirement	Total employment taxes	Capital stock ²	Estate	Gift
	Withheld by employers ^{2,3}	Other ³	Total individual taxes								
1929.....		1,095,541	1,095,541	1,235,733	2,331,274				5,956	61,897	
1930.....		1,146,845	1,146,845	1,263,414	2,410,259				47	64,770	
1931.....		833,648	833,648	1,026,393	1,860,040					48,078	
1932.....		427,191	427,191	629,566	1,056,757					47,422	
1933.....		352,574	352,574	394,218	746,791					29,693	4,617
1934.....		419,509	419,509	400,146	819,656				80,168	103,985	9,153
1935.....		527,113	527,113	578,675	1,105,788				91,508	140,441	71,671
1936.....		674,416	674,416	753,030	1,427,446				94,943	218,781	160,059
1937.....		1,091,741	1,091,741	1,088,087	2,179,828	265,458	287	265,745	137,499	281,636	23,912
1938.....		1,286,312	1,286,312	1,342,718	2,629,030	593,185	149,476	742,660	139,349	382,175	34,699
1939.....		1,028,834	1,028,834	1,156,281	2,185,114	631,002	109,427	740,429	127,203	332,280	28,436
1940.....		982,017	982,017	1,147,592	2,129,609	711,473	122,048	833,521	132,739	330,886	29,185
1941.....		1,417,655	1,417,655	2,053,469	3,471,124	787,985	137,871	925,856	166,653	355,194	51,864
1942.....		3,262,800	3,262,800	4,744,083	8,006,884	1,014,953	170,409	1,185,362	281,900	340,323	92,217
1943.....		5,943,917	6,629,932	9,668,956	16,298,888	1,287,554	211,151	1,498,705	328,795	414,531	32,965
1944.....	7,823,435	10,437,570	18,261,005	14,766,796	33,027,802	1,473,361	265,011	1,738,372	390,702	473,466	37,745
1945.....	10,264,219	8,770,094	19,034,313	16,027,213	35,061,526	1,494,420	284,758	1,779,177	371,999	596,137	46,918
1946.....	9,857,589	8,846,947	18,704,536	12,553,602	31,258,138	1,416,570	284,258	1,700,828	352,121	629,601	47,232
1947.....	9,842,282	9,501,015	19,343,297	9,676,757	29,020,054	1,644,810	379,555	2,024,365	1,597	708,794	70,497
1948.....	11,533,577	9,464,204	20,997,781	10,174,410	31,172,191	1,821,229	560,113	2,381,342	1,723	822,380	76,965
1949.....	10,055,502	7,996,320	18,051,822	11,553,669	29,605,491	1,913,379	562,734	2,476,113	6,138	735,781	60,757
1950.....	9,888,976	7,264,332	17,153,308	10,854,351	28,007,659	2,096,537	548,038	2,644,575	266	657,441	48,785
1951.....	³ 13,089,769	9,907,539	³ 22,997,308	14,387,569	³ 37,384,878	³ 3,047,702	579,778	³ 3,627,480	(³)	638,523	91,207
1952.....	³ 17,929,047	³ 11,345,060	³ 29,274,107	21,466,910	³ 50,741,017	³ 3,843,642	620,622	³ 4,464,264	(³)	750,591	82,556

Footnotes at end of table.

Miscellaneous internal revenue taxes—Continued

Fiscal year	Liquor taxes					Tobacco taxes				Stamp taxes			
	Distilled spirits	Fermented malt liquors	Wines	Other, including special taxes	Total liquor taxes	Cigarettes	Cigars	Other	Total tobacco taxes, etc.	Bonds, issues of capital stock, deeds of conveyance, etc.*	Transfers of capital stock and similar interest sales	All other	Total stamp taxes
1929	11,590		293	894	12,777	342,034	22,872	69,539	434,445	17,868	37,596	8,709	64,174
1930	10,718		239	738	11,695	359,881	21,443	69,015	450,339	22,611	46,698	8,419	77,729
1931	9,579		228	625	10,432	358,961	18,296	67,019	444,277	14,757	25,520	6,676	46,954
1932	7,907		187	610	8,704	317,565	14,434	66,580	398,579	9,199	17,696	5,346	32,241
1933	8,745	33,090	290	3,050	43,174	328,440	11,479	62,821	402,739	16,035	33,188	8,115	57,338
1934	68,468	163,271	3,411	23,762	258,911	350,299	11,806	63,063	425,169	16,259	38,066	12,255	66,580
1935	165,539	211,214	6,780	27,393	410,926	385,472	11,439	61,865	458,776	17,935	15,747	9,451	43,133
1936	222,210	244,581	8,968	29,484	505,243	425,502	11,984	63,299	500,785	28,163	33,055	7,772	68,990
1937	273,635	277,455	5,991	36,750	593,831	476,043	13,063	62,816	551,923	28,652	31,351	9,917	69,919
1938	259,780	269,347	5,892	32,651	567,669	493,452	12,479	61,846	567,777	20,084	18,355	7,794	46,233
1939	283,401	269,696	6,395	38,113	587,605	504,050	12,544	63,190	579,784	19,366	17,064	4,652	41,083
1940	317,553	264,574	8,060	33,878	624,064	533,057	12,552	62,464	608,073	18,145	15,528	5,008	38,681
1941	423,462	316,737	11,423	63,247	819,869	616,756	13,151	67,805	697,712	22,073	12,176	4,808	39,057
1942	574,250	366,159	23,986	83,770	1,048,165	704,949	14,292	61,551	780,792	22,875	13,028	5,798	41,702
1943	781,707	455,634	33,663	152,476	1,423,480	835,280	23,172	65,425	923,857	21,766	15,585	7,806	45,155
1944	898,706	559,152	34,095	126,091	1,618,045	904,046	30,259	54,178	988,483	26,243	17,096	7,460	50,800
1945	1,484,303	638,682	47,391	139,487	2,309,864	836,753	36,678	58,714	932,145	33,157	24,852	7,618	65,528
1946	1,746,577	650,824	60,844	67,917	2,526,162	1,072,971	41,454	51,094	1,165,519	47,393	30,369	9,915	87,676
1947	1,685,362	661,418	57,196	70,780	2,474,756	1,145,268	48,354	44,146	1,237,768	49,106	21,963	8,909	79,978
1948	1,436,226	697,097	60,962	61,035	2,255,320	1,208,204	46,752	45,325	1,300,280	50,771	20,374	8,321	79,466
1949	1,397,949	686,368	65,782	60,504	2,210,601	1,232,735	45,590	43,550	1,321,875	46,667	17,910	8,251	72,828
1950	1,421,893	667,411	72,601	57,291	2,219,196	1,242,851	42,170	43,443	1,328,464	50,156	23,823	10,669	84,648
1951	1,746,834	665,009	67,254	67,711	2,546,808	1,293,973	44,275	42,148	1,380,396	56,105	28,679	8,323	93,107
1952	1,589,698	727,604	72,374	159,412	2,549,088	1,474,072	44,810	46,281	1,565,162	64,979	22,577	7,440	84,995

Footnotes at end of table.

TABLE 7.—Internal revenue collections by tax sources, fiscal years 1929-52¹—Continued

[In thousands of dollars]

Fiscal year	Miscellaneous internal revenue taxes—Continued												
	Manufacturers' excise taxes ²												
	Gasoline	Lubricating oils	Passenger automobiles and motorcycles	Auto-mob-ile trucks	Parts and accessories for auto-mob-iles	Tires and tubes	Electrical energy	Refrigerators, air conditioners, etc.	Radio receiving sets, phonographs, phonograph records	Musical instruments	Jewelry	Furs	Toilet preparations
1929													
1930													
1931													
1932													
1933	124,929	16,233	12,574	1,654	3,597	14,980	28,563	2,112	2,207		3,068	7,546	9,693
1934	202,575	25,255	32,527	5,048	5,696	27,630	33,134	5,526	3,157		4,669	7,655	10,813
1935	161,532	27,800	38,003	6,158	6,456	26,638	32,577	6,664	3,625		2,010	12,676	12,644
1936	177,340	27,103	48,201	7,000	7,110	32,208	33,575	7,939	5,075		3,111	13,321	13,302
1937	196,533	31,463	65,265	9,031	10,086	40,819	35,075	9,913	6,754		728	18,319	18,319
1938	203,648	31,565	43,365	6,697	7,989	31,567	38,455	8,829	5,849		398	16,337	16,337
1939	207,019	30,497	42,723	6,008	7,935	34,819	39,859	6,958	4,834		84	11,531	11,531
1940	226,187	31,233	59,351	7,866	10,630	41,555	42,339	9,954	6,080		64	7,758	7,758
1941	343,021	38,221	81,403	10,747	13,084	51,054	47,021	13,279	6,935		19	64	6,684
1942	369,587	46,432	77,172	18,361	28,088	64,811	49,978	16,246	20,113	2,325	38	46	3,552
1943	288,786	43,318	1,424	4,230	20,478	18,345	48,705	5,966	7,377	1,280	4	37	438
1944	271,217	52,473	1,222	3,247	31,551	40,334	51,239	2,406	5,292	633	4	14	80
1945	405,563	92,865	2,558	20,847	49,440	75,257	57,004	1,637	6,769	927	10	5	20
1946	405,695	74,602	25,893	37,144	68,871	118,092	59,112	9,229	17,287	2,839	(*)	15	10
1947	433,676	82,015	204,680	62,099	99,932	174,927	63,014	37,352	72,348	10,151	(*)	14	3
1948	478,638	80,887	270,958	91,963	122,951	159,284	69,701	58,473	74,799	10,573	(*)	(*)	(*)
1949	503,647	81,760	332,812	136,797	120,138	150,899	79,447	77,833	55,642	9,293	(*)	(*)	(*)
1950	526,732	77,610	452,066	123,630	83,733	151,795	85,704	64,316	47,853	8,865	(*)	(*)	(*)
1951	569,048	97,238	653,363	121,285	119,475	198,383	93,184	96,319	135,194	10,756	(*)	(*)	(*)
1952	713,174	95,286	578,149	147,445	164,135	161,362	53,094	57,970	125,124	9,412	(*)	(*)	(*)

Fiscal year	Miscellaneous internal revenue taxes—Continued												
	Manufacturers' excise taxes—Continued			Retailers' excise taxes					Miscellaneous taxes				
	Luggage	All other	Total manufacturers' excise taxes	Jewelry	Furs	Toilet preparations	Luggage, handbags, wallets	Total retailers' excise taxes	Telephone, telegraph, etc., including local service	Transportation of persons	Transportation of property	Admissions	
												General admissions	Cabarets
1929		5,712	5,712									5,419	664
1930		2,665	2,665									3,519	712
1931		138	138									2,271	508
1932		87	87									1,460	399
1933		16,534	243,600						14,565			14,771	750
1934		21,606	385,291						19,251			14,019	595
1935		15,362	342,145						19,741			14,426	954
1936		17,431	382,716						21,098			15,773	1,339
1937		19,777	450,581						24,570			18,185	1,555
1938		17,111	417,152						23,977			19,284	1,517
1939		4,340	396,975						24,094			18,029	1,442
1940		3,973	447,152						26,368			20,265	1,623
1941		5,842	617,373						27,331			68,620	2,343
1942	2,834	72,316	771,898	41,501	19,744	18,922		80,167	75,023	21,379		107,633	7,400
1943	5,682	58,676	504,746	88,366	44,223	32,677		165,266	158,161	87,132	82,556	138,054	16,397
1944	4,777	38,974	503,462	113,373	58,726	44,790	8,343	225,232	231,474	153,683	215,488	178,563	26,726
1945	6	69,602	782,511	184,220	79,418	86,615	73,851	424,105	341,587	234,182	221,088	300,589	56,877
1946	15	103,867	922,671	223,342	91,706	95,574	81,423	492,046	380,082	226,750	220,121	343,191	72,077
1947	49	185,135	1,425,395	236,615	97,481	95,542	84,588	514,227	417,691	244,003	275,701	392,873	63,350
1948	(*)	231,008	1,649,234	217,899	79,539	91,852	80,632	469,923	468,776	246,323	317,203	385,101	53,527
1949	(*)	223,363	1,771,533	210,688	61,946	93,969	82,607	449,211	535,910	251,389	337,030	385,844	48,857
1950	(*)	208,750	1,836,053	190,820	45,781	94,995	77,532	409,128	559,620	228,738	321,193	371,244	41,453
1951	2	289,430	2,383,677	210,239	57,604	106,339	82,831	457,013	644,980	237,617	381,342	346,492	42,646
1952	(§)	243,762	2,348,914	220,403	51,436	112,892	90,799	475,530	705,770	275,174	388,589	330,782	45,489

Footnotes at end of table.

TABLE 7.—Internal revenue collections by tax sources, fiscal years 1929-52¹—Con.

Fiscal year	Miscellaneous internal revenue taxes—Continued					Agricultural adjustment taxes	Grand total
	Miscellaneous taxes—Continued				Total miscellaneous internal revenue		
	Club dues and initiation fees	Sugar	All other *	Total miscellaneous taxes			
1929	11,245		5,492	22,820	607,780		2,939,054
1930	12,521		5,891	22,642	629,887		3,040,146
1931	11,478		4,053	18,310	568,188		2,428,229
1932	9,205		2,876	13,939	500,972		1,557,729
1933	6,679		55,122	91,886	873,048		1,619,839
1934	5,986		112,052	151,902	1,481,160	371,423	2,672,239
1935	5,784		50,276	91,181	1,649,781	510,746	3,266,315
1936	6,091		28,695	72,997	2,004,513	62,323	3,494,331
1937	6,288		28,836	79,433	2,188,735		4,634,308
1938	6,551	30,569	35,206	117,104	2,272,158		5,643,848
1939	6,217	65,414	28,260	143,456	2,236,821		5,162,364
1940	6,335	68,145	26,125	148,861	2,359,641		5,322,771
1941	6,583	74,835	27,121	206,832	2,954,553		7,351,534
1942	6,792	68,230	114,049	400,505	3,837,670		13,029,915
1943	6,520	53,552	189,963	732,335	4,571,131		22,368,724
1944	9,182	68,789	191,497	1,075,402	5,353,336		40,119,510
1945	14,160	73,294	188,652	1,430,428	6,959,634		43,800,338
1946	18,899	56,732	172,077	1,489,929	7,712,956		40,671,922
1947	23,299	59,152	74,773	1,550,842	8,063,854		39,108,273
1948	25,499	71,247	88,035	1,655,711	8,311,003		41,864,536
1949	27,790	76,174	89,799	1,752,792	8,381,515		40,463,119
1950	28,740	71,188	98,732	1,720,908	8,304,892		38,957,126
1951	30,120	80,192	79,208	1,842,597	9,433,328		50,445,686
1952	33,592	78,473	89,407	1,947,276	9,804,112		65,009,393

NOTE.—Collection basis figures, which are used in this table, are compiled from reports received from collectors of internal revenue. Receipts, as reported in the daily Treasury statement and shown in certain other tables, differ from collection basis figures inasmuch as they are compiled from daily reports from depositaries and offices holding Government funds. Beginning with the fiscal year 1950, collection basis figures include deposits of withheld taxes made directly with the depositaries. Amounts reported by collectors and depositaries do not coincide, usually because collections made in the last few days of the fiscal year are not deposited until after its close and because certain withheld taxes are paid directly into designated Federal depositaries. Further explanation of bases of figures appears on p. 501.

Specific differences between this table and the daily Treasury statement occur as follows: In accordance with accounting procedure specified by statutory provisions, "Miscellaneous internal revenue," under the subhead "Manufacturers' excise taxes, All other," includes taxes collected on firearms, shells, and cartridges beginning in 1943, and beginning in 1951, collections of the tax on fishing rods, creels, etc., and under the subhead "Miscellaneous taxes, All other," for years shown, includes taxes collected on hydraulic mining. These collections are shown in the daily Treasury statement first as "Miscellaneous internal revenue" but subsequently are transferred into special accounts under "Miscellaneous receipts." The figures in this table for 1935 and subsequent years, with the exception mentioned in footnote 4, exclude collections for credit to specified trust accounts for certain island possessions, etc. These trust account collections are shown in the appropriate trust accounts in the daily Treasury statement.

Beginning with 1948 the figures for repealed taxes except those shown separately in this table have been placed under "Miscellaneous taxes: All other."

¹ Less than \$500.

² For figures for 1863-1915, see 1929 annual report, p. 419; and for 1916-28, see 1947 annual report, p. 310.

³ Includes collections from Victory tax.

⁴ Beginning January 1951, withheld income taxes and social security employment taxes on employees and employers are paid into the Treasury in combined amounts without separation as to type of tax, and beginning January 1952 amounts collected under the self-employment category of the Social Security Act are combined with income tax other than withheld. For purposes of comparison, estimated figures for 1951 and 1952 are shown.

⁵ Includes income tax on Alaska Railroad except for 1935, 1936, and 1937, when these collections were credited to trust accounts; and excess profits taxes formerly shown separately.

⁶ Repealed for years ending after June 30, 1945. Beginning with 1951 included under "Miscellaneous taxes: All other."

⁷ Originally schedule A, act of Oct. 22, 1914; includes also foreign insurance policies and passage tickets (the latter repealed Apr. 1, 1947).

⁸ Includes taxes on sales under act of Oct. 22, 1914; manufacturers', consumers', and dealers' excise taxes under war revenue and subsequent acts; and for 1932 and subsequent years, manufacturers' excise taxes under act of 1932, as amended. Soft drink taxes are included under "Miscellaneous taxes: All other." In 1951 and 1952 quick-freeze units are included under "Refrigerators," etc., television sets under "Radio receiving sets," etc., and in 1952 mechanical pencils, etc., in the amount of \$4,816,117, under "All other."

⁹ Included under "Miscellaneous taxes: All other."

¹⁰ Includes collections from sources other than the miscellaneous taxes shown, and also (a) certain delinquent taxes collected under repealed laws, except automobile taxes for 1929 and 1930 which are included under "Manufacturers' excise taxes: All other," and capital stock taxes for 1929 and 1930 which are shown under "Capital stock"; (b) internal revenue collected through customs offices for 1929-33; subsequently such collections are included with "Distilled spirits"; (c) dividends and soft drink taxes; (d) taxes paid by manufacturers of and dealers in adulterated and process or renovated butter, mixed flour, and filled cheese; (e) repealed taxes not separately shown; (f) wagering taxes in the amount of \$5,345,065, effective Nov. 1, 1951, under the Revenue Act of 1951; and (g) diesel fuel used in highway vehicles in the amount of \$7,137,799 effective Nov. 1, 1951, under the Revenue Act of 1951.

TABLE 8.—*Customs collections¹ and refunds, fiscal years 1951 and 1952*

[On basis of accounts of Bureau of Customs]

	1951	1952	Percentage increase, or decrease (—)
Collections:			
Duties:			
Consumption entries.....	\$447,305,232	\$388,229,178	-13.2
Warehouse withdrawals.....	164,349,623	139,244,916	-15.3
Mail entries.....	2,720,367	2,949,857	8.4
Baggage entries.....	1,428,359	1,634,172	14.4
Informal entries.....	1,697,594	1,765,043	4.0
Appraisement entries.....	281,895	259,296	-8.0
Increased and additional duties.....	7,028,160	15,040,566	114.0
Withheld duties.....	83,635	110,076	31.6
Other duties.....	914,226	497,049	-45.6
Total duties.....	625,809,091	549,730,153	-12.2
Miscellaneous:			
Violations of customs laws.....	853,539	929,859	8.9
Navigation fines.....	74,616	55,181	-26.0
Storage and related charges.....	179,567	165,048	-8.1
Tonnage tax.....	2,507,671	3,432,501	36.9
Fees.....	401,664	376,772	-6.2
Recoveries.....	17,343	16,269	-6.2
Sale of Government property.....	12,667	7,607	-39.9
All other customs receipts.....	111,614	97,070	-13.0
Total miscellaneous.....	4,158,681	5,080,307	22.2
Total customs collections.....	629,967,772	554,810,460	-11.9
Refunds:			
Excessive duties.....	7,122,298	12,665,914	77.8
Drawback payments.....	7,050,868	5,912,440	-16.1
Other.....	34,766	57,218	64.6
Total refunds.....	14,207,932	18,635,572	31.2

NOTE.—Additional customs statistics will be found in tables 84 through 98.

¹ Excludes customs duties of Puerto Rico, which are deposited to the credit of the Government of Puerto Rico, but includes fines and other minor collections of Puerto Rico.TABLE 9.—*Amounts deposited by the Federal Reserve Banks in the Treasury as miscellaneous receipts representing interest charges on Federal Reserve notes, fiscal years 1950-52¹*

Federal Reserve Bank	Fiscal year 1950	Fiscal year 1951	Fiscal year 1952
Boston.....	\$12,891,827.59	\$12,554,064.33	\$19,036,604.19
New York.....	45,615,875.75	44,348,917.17	61,648,730.41
Philadelphia.....	13,361,806.33	12,702,265.00	17,320,241.72
Cleveland.....	17,855,373.22	17,744,810.48	26,392,971.03
Richmond.....	12,168,313.53	12,119,994.85	18,240,495.23
Atlanta.....	10,435,742.72	10,172,245.27	15,135,519.30
Chicago.....	28,652,829.15	28,780,750.93	42,344,705.99
St. Louis.....	10,235,201.54	10,021,698.70	14,878,163.92
Minneapolis.....	6,139,097.66	5,895,797.16	8,775,271.97
Kansas City.....	9,183,715.66	8,588,691.11	13,159,426.19
Dallas.....	8,303,111.20	8,617,901.89	13,292,843.92
San Francisco.....	17,032,136.47	17,289,171.15	27,426,949.22
Total.....	191,875,030.82	188,836,308.04	277,651,923.09

¹ Comparable total amounts deposited in the fiscal years 1947, 1948, and 1949 were \$15,268,883.47, \$99,781,558.87, and \$187,020,081.11 respectively.

TABLE 10.—Postal receipts and expenditures, fiscal years 1911–52¹

Year	As reported by the Post Office Department			Treasury accounts	
	Postal revenues	Postal expenditures ²		Surplus revenue paid into Treasury ⁴	Grants from Treasury to cover postal deficiencies ⁵
		Extraordinary expenditures as reported under act of June 9, 1930 ³	Other		
1911	\$237,879,824		\$237,660,705	\$219,118	\$133,784
1912	246,744,016		248,629,639	-1,785,523	1,568,195
1913	266,619,526		262,108,875	4,510,651	1,027,369
1914	287,934,566		283,558,103	4,376,463	
1915	287,248,165		298,681,474	-11,333,309	6,636,593
1916	312,057,689		306,228,453	5,829,236	5,500,000
1917	329,726,116		319,889,904	9,836,212	
1918	388,975,962		324,849,188	64,126,774	2,221,095
1919	436,239,126		362,504,274	73,734,852	343,511
1920	437,150,212		418,722,295	18,427,917	114,854
1921	463,491,275		619,634,948	-156,143,673	130,128,458
1922	484,853,541		545,662,241	-60,808,700	64,346,235
1923	532,827,925		556,893,129	-24,065,204	32,526,915
1924	572,948,778		587,412,755	-14,463,976	12,638,850
1925	599,591,478		639,336,505	-39,745,027	23,216,784
1926	659,819,801		679,792,180	-19,972,379	39,506,490
1927	683,121,989		714,628,189	-31,506,201	27,263,191
1928	693,633,921		725,755,017	-32,121,096	32,080,202
1929	696,947,578		782,408,754	-85,461,176	94,699,744
1930	705,484,098	\$39,669,718	764,030,368	-98,215,987	91,714,451
1931	656,463,383	48,047,308	754,482,265	-146,066,190	145,643,613
1932	588,171,923	53,304,423	740,418,111	-205,550,611	202,876,341
1933	587,631,364	61,691,287	638,314,969	-112,374,892	117,380,192
1934	586,733,166	66,623,130	564,143,871	-44,033,835	52,003,296
1935	630,795,302	69,537,252	627,066,001	-65,807,951	63,970,405
1936	665,343,356	68,585,283	685,074,398	-88,316,324	86,038,862
1937	726,201,110	51,587,336	721,228,506	-46,614,732	41,896,945
1938	728,634,051	42,799,687	729,645,920	-43,811,556	44,258,861
1939	745,955,075	48,540,273	736,106,665	-38,691,863	41,237,263
1940	766,948,627	53,331,172	754,401,694	-40,784,239	40,870,336
1941	812,827,736	58,837,470	778,108,078	-24,117,812	30,064,048
1942	859,817,491	73,916,128	800,040,400	-14,139,037	18,308,869
1943	966,227,289	122,343,916	830,191,463	13,691,909	14,620,875
1944	1,112,877,174	126,639,650	942,345,968	43,891,556	28,999,995
1945	1,314,240,132	116,198,782	1,028,902,402	169,138,948	649,769
1946	1,224,572,173	100,246,983	1,253,406,696	-129,081,506	160,572,098
1947	1,299,141,041	92,198,225	1,412,600,531	-205,657,715	241,787,174
1948	1,410,971,284	96,222,339	1,591,583,096	-276,834,152	310,213,451
1949	1,571,851,202	120,118,663	2,029,203,465	-577,470,926	524,297,262
1950	1,677,486,967	119,960,324	2,102,988,758	-545,462,114	592,514,046
1951	1,776,816,354	104,895,553	2,236,503,513	-564,582,711	624,169,406
1952	1,947,316,280	107,209,837	2,559,650,534	-719,544,090	740,000,000

¹ For figures from 1789 through 1910, see Secretary's annual report for 1946, p. 419.² Postal expenditures include adjusted losses, etc.—postal funds and expenditures from postal balances, but are exclusive of departmental expenditures in Washington, D. C., to the close of fiscal year 1922, and amounts transferred to the civil service retirement and disability fund, fiscal years 1921 to 1926, inclusive. For 1927 and subsequent years salary deductions are included in "Postal expenditures," the deductions having been paid to and deposited by disbursing clerks for credit of the retirement fund.³ See explanation in exhibit 45.⁴ On basis of warrants issued for 1914 and 1915, and on basis of daily Treasury statements from 1916 to date.⁵ On basis of warrants issued prior to 1922 and on basis of daily Treasury statements for 1922 and thereafter. Represents advances from the general fund of the Treasury to the Postmaster General to meet deficiencies in the postal revenues. These figures do not include any allowances for off-sets on account of extraordinary expenditures or the cost of free mailings contributing to the deficiency of postal revenues certified to the Secretary of the Treasury by the Postmaster General pursuant to the act of Congress approved June 9, 1930.

Excludes amounts transferred to the civil service retirement and disability fund under act of May 22, 1920 (41 Stat. 614), and amendments thereto on account of salary deductions of 2½ percent, as follows: 1921, \$6,519,683.59; 1922, \$7,899,006.28; 1923, \$8,284,081.00; 1924, \$8,679,658.60; 1925, \$10,266,977.00; and 1926, \$10,472,289.59. See note 2. Actual advances from general fund are reduced by repayments from prior year advances.

⁶ Exclusive of general fund payments from the appropriation "Additional compensation, Postal Service" under authority of the act approved Nov. 8, 1919, in the amounts of \$35,698,400, \$1,374,015, and \$6,700 for 1920, 1921, and 1922, respectively.⁷ Repayment of unexpended portion of prior years' advances.

Public Debt, Guaranteed Obligations, Etc.

Outstanding Public Debt, Guaranteed Obligations, Etc.

TABLE 11.—Principal of the public debt, 1790–1952 ¹

[On basis of Public Debt accounts from 1790 through 1919, and on basis of daily Treasury statements from 1920 to date, see p. 501.]

Date	Total gross debt	Date	Total gross debt	Date	Total gross debt
December 31—		December 31—		December 31—	
1790.....	\$75,463,477	1812.....	\$55,962,828	1833.....	\$4,760,082
1791.....	77,227,925	1813.....	81,487,846	1834.....	37,733
1792.....	80,358,634	1814.....	99,833,660	1835.....	37,513
1793.....	78,427,405	1815.....	127,334,934	1836.....	336,958
1794.....	80,747,587	1816.....	123,491,965	1837.....	3,308,124
1795.....	83,762,172	1817.....	103,466,634	1838.....	10,434,221
1796.....	82,064,479	1818.....	95,529,648	1839.....	3,573,344
1797.....	79,228,529	1819.....	91,015,566	1840.....	5,250,876
1798.....	78,408,670	1820.....	89,987,428	1841.....	13,594,481
1799.....	82,976,294	1821.....	93,546,677	1842.....	20,201,226
1800.....	83,038,051	1822.....	90,875,877	June 30—	
1801.....	80,712,632	1823.....	90,269,778	1843.....	32,742,922
1802.....	77,054,686	1824.....	83,788,433	1844.....	23,461,653
1803.....	86,427,121	1825.....	81,054,060	1845.....	15,925,303
1804.....	82,312,151	1826.....	73,987,357	1846.....	15,550,203
1805.....	75,723,271	1827.....	67,475,044	1847.....	38,826,535
1806.....	69,218,309	1828.....	58,421,044	1848.....	47,044,862
1807.....	65,196,318	1829.....	48,565,407	1849.....	63,061,859
1808.....	57,023,192	1830.....	39,123,192	1850.....	63,452,774
1809.....	53,173,218	1831.....	24,322,235	1851.....	68,364,796
1810.....	48,005,588	1832.....	7,001,699	1852.....	66,199,342
1811.....	45,209,738				

June 30	Interest-bearing ²	Matured	Noninterest-bearing ³	Total gross debt	Gross debt per capita
1853.....	\$59,642,412	\$162,249	\$59,804,661	\$2.32
1854.....	42,044,517	199,248	42,243,765	1.59
1855.....	35,418,001	170,498	35,588,499	1.30
1856.....	31,805,180	168,901	31,974,081	1.13
1857.....	28,503,377	197,998	28,701,375	.99
1858.....	44,743,256	170,168	44,913,424	1.50
1859.....	58,333,156	165,225	58,498,381	1.91
1860.....	64,683,256	160,575	64,843,831	2.06
1861.....	90,423,292	159,125	90,582,417	2.80
1862.....	365,356,045	230,520	\$158,591,390	524,177,955	15.79
1863.....	707,834,255	171,970	411,767,456	1,119,773,681	32.91
1864.....	1,360,026,914	366,629	455,437,271	1,816,830,814	52.08
1865.....	2,217,709,407	2,129,425	458,090,180	2,677,929,012	75.01
1866.....	2,322,116,330	4,435,865	429,211,734	2,755,763,929	75.42
1867.....	2,238,954,794	1,739,108	409,474,321	2,650,168,223	70.91
1868.....	2,191,326,130	1,246,334	390,873,992	2,583,446,456	67.61
1869.....	2,151,495,065	5,112,034	388,503,491	2,545,110,590	65.17
1870.....	2,035,881,095	3,569,664	397,002,510	2,436,453,269	61.06
1871.....	1,920,696,750	1,948,902	399,406,489	2,322,052,141	56.72
1872.....	1,800,794,100	7,926,547	401,270,191	2,209,990,838	52.65
1873.....	1,696,483,950	51,929,460	402,796,935	2,151,210,345	50.02
1874.....	1,724,930,750	3,216,340	431,785,640	2,159,932,730	49.05
1875.....	1,708,676,300	11,425,570	436,174,779	2,156,276,649	47.84
1876.....	1,696,686,450	3,902,170	430,268,158	2,130,846,778	46.22
1877.....	1,697,888,600	16,648,610	393,222,793	2,107,759,903	44.71
1878.....	1,780,735,650	5,594,070	373,088,595	2,159,418,315	44.82
1879.....	1,887,716,110	37,015,380	374,181,153	2,298,912,643	46.72
1880.....	1,709,993,100	7,621,205	373,294,567	2,090,908,872	41.60
1881.....	1,625,567,750	6,723,615	386,994,363	2,019,285,728	39.18
1882.....	1,449,810,400	16,260,555	390,844,689	1,856,915,644	35.16
1883.....	1,324,229,150	7,831,165	389,898,603	1,721,958,918	31.83
1884.....	1,212,663,850	19,655,955	393,087,639	1,625,307,444	29.35
1885.....	1,182,150,950	4,100,745	392,299,474	1,578,551,169	27.86
1886.....	1,132,014,100	9,704,195	413,941,255	1,555,659,550	26.85
1887.....	1,007,692,350	6,114,915	451,678,029	1,465,485,294	24.75
1888.....	936,522,500	2,495,845	445,613,311	1,384,631,656	22.59
1889.....	815,853,990	1,911,235	431,705,286	1,249,470,511	20.23
1890.....	711,313,110	1,815,555	409,267,919	1,122,396,584	17.80
1891.....	610,529,120	1,614,705	393,662,736	1,005,806,561	15.63
1892.....	585,029,330	2,755,875	380,403,636	968,218,841	14.74
1893.....	585,037,100	2,094,060	374,300,606	961,431,766	14.36
1894.....	635,041,890	1,851,240	380,004,687	1,016,897,817	14.89
1895.....	718,202,060	1,721,590	378,989,470	1,096,913,120	15.76
1896.....	847,363,890	1,636,890	373,728,570	1,222,729,350	17.25

Footnotes at end of table.

TABLE 11.—Principal of the public debt, 1790–1952¹—Continued

June 30	Interest-bearing ²	Matured	Noninterest-bearing ²	Total gross debt	Gross debt per capita ³
1897	\$847,365,130	\$1,346,880	\$378,081,703	\$1,226,793,713	\$16.99
1898	847,367,470	1,262,680	384,112,913	1,232,743,063	16.77
1899	1,046,048,750	1,218,306	389,433,654	1,436,700,704	19.21
1900	1,023,478,860	1,176,320	238,761,733	1,263,416,913	16.60
1901	987,141,040	1,415,620	233,015,585	1,221,572,245	15.74
1902	911,070,340	1,280,860	245,680,157	1,178,031,357	14.88
1903	914,541,410	1,205,090	232,659,413	1,159,405,913	14.38
1904	895,167,440	1,970,920	239,130,656	1,136,259,016	13.83
1905	885,168,340	1,370,245	235,528,510	1,132,357,095	13.51
1906	885,159,140	1,128,135	240,235,695	1,142,522,970	13.37
1907	894,834,280	1,086,815	251,257,098	1,147,178,193	13.19
1908	897,503,990	4,130,015	276,056,398	1,177,690,403	13.28
1909	913,317,460	2,889,855	252,114,027	1,148,315,372	12.69
1910	913,317,460	2,124,895	231,497,584	1,146,939,969	12.41
1911	915,353,190	1,879,830	238,751,917	1,155,984,937	12.29
1912	963,776,770	1,760,450	228,301,285	1,193,838,505	12.52
1913	965,706,610	1,659,550	225,681,585	1,193,047,745	12.27
1914	967,953,310	1,552,560	218,729,530	1,188,235,400	11.99
1915	969,759,090	1,507,260	219,997,718	1,191,264,068	11.85
1916	971,562,590	1,473,100	252,109,878	1,225,145,568	12.02
1917	2,712,549,477	14,232,230	248,838,878	2,975,618,585	28.77
1918	11,085,882,436	20,242,650	327,503,733	12,243,628,719	117.11
1919	25,234,496,274	11,109,370	236,428,775	25,482,034,410	242.54
1920	24,062,500,285	6,745,237	230,075,945	24,299,321,467	228.23
1921	23,738,900,085	10,688,160	227,862,308	23,977,450,553	220.91
1922	22,710,338,105	25,250,880	227,792,723	22,963,381,708	208.65
1923	22,007,043,612	98,738,910	243,924,844	22,349,707,365	199.64
1924	20,981,242,042	30,278,200	239,292,747	21,250,812,989	186.23
1925	20,210,906,915	30,258,980	275,027,993	20,516,193,888	177.12
1926	19,383,770,860	13,359,900	246,085,555	19,643,216,315	167.32
1927	18,252,664,666	14,718,585	244,523,681	18,511,906,932	155.51
1928	17,317,694,182	45,335,060	241,263,959	17,604,293,201	146.09
1929	16,638,941,379	50,749,199	241,397,905	16,931,088,484	139.04
1930	15,921,892,350	31,716,870	231,700,611	16,185,309,831	131.51
1931	16,519,588,640	51,819,095	229,873,756	16,801,281,492	135.45
1932	19,161,273,540	60,079,385	265,649,519	19,487,002,444	156.10
1933	22,157,643,120	65,911,170	315,118,270	22,538,672,560	179.48
1934	26,480,487,870	54,266,830	518,386,714	27,053,141,414	214.07
1935	27,645,241,089	230,662,155	624,989,381	28,700,892,625	225.55
1936	32,988,790,135	169,363,395	820,389,964	33,778,543,494	263.79
1937	35,800,109,418	118,529,815	505,974,499	36,424,613,732	282.75
1938	36,575,925,880	141,362,460	447,451,975	37,164,740,315	286.27
1939	39,885,969,732	142,283,140	411,279,539	40,439,532,411	308.98
1940	42,376,495,928	204,591,190	386,443,919	42,967,531,038	325.23
1941	48,387,399,539	204,999,860	369,044,137	48,961,443,536	367.09
1942	11,968,418,098	98,299,730	355,272,288	72,422,445,116	537.13
1943	135,380,305,795	140,500,090	1,175,284,445	136,696,090,330	999.83
1944	199,543,355,301	200,851,160	1,259,180,760	201,003,387,221	1,452.44
1945	256,356,615,818	268,667,135	2,056,904,457	258,682,187,410	1,848.60
1946	268,110,872,218	376,406,860	934,820,095	269,422,099,173	1,905.42
1947	255,113,412,039	230,913,536	2,942,057,534	258,286,383,109	1,792.05
1948	250,063,348,379	279,751,730	1,949,146,403	252,292,246,513	1,720.71
1949	250,761,636,723	244,757,458	1,763,965,680	252,770,359,860	1,694.75
1950	255,209,353,372	264,770,705	1,883,228,274	257,357,352,351	1,696.61
1951	252,851,765,497	512,046,600	1,858,164,718	255,221,976,815	1,653.50
1952	256,862,861,128	418,692,165	1,823,625,492	259,105,178,785	1,650.19

² Revised.

¹ The outstanding principal of the public debt for the years 1790–1852, except for 1835, is taken from the annual report of the Secretary for 1909; the 1835 figure is taken from the annual reports of the Secretary for 1834–35, pp. 504 and 629. The detailed figures for 1790–1852 are not available on a basis comparable to those of subsequent years. Figures for 1853–85 are taken from the "Statement of Receipts and Expenditures of the Government from 1855 to 1885 and Principal of Public Debt from 1791 to 1885," compiled from the official records of the Register's office. From 1886–1919 the figures are taken from the monthly debt statements and revised figures published in the annual reports of the Secretary of the Treasury. From 1920 to date, the figures are taken from the Statement of the Public Debt published in the daily Treasury statements. From 1790–1842 the fiscal year ended December 31; and from 1843 to date the fiscal year ended June 30.

² Exclusive of the bonds issued to the Pacific railways (provision having been made by law to secure the Treasury against both principal and interest) and the Navy pension fund (which was in no sense a debt, the principal being the property of the United States).

³ Includes old demand notes; United States notes (gold reserve deducted since 1900); postal currency and fractional currency less the amounts officially estimated to have been destroyed; deposits held by the Treasury for the retirement of Federal Reserve Bank notes, and for national bank notes of national banks failed, in liquidation, and reducing circulation, which prior to 1890 were not included in the published debt statements; and also special notes of U. S. issued to International Bank for Reconstruction and Development and International Monetary Fund. Does not include gold, silver, or currency certificates, or Treasury notes of 1890 for redemption of which an exact equivalent of the respective kinds of money or bullion was held in the Treasury.

⁴ Based on Bureau of the Census estimated population for continental United States.

TABLE 12.—Public debt and guaranteed obligations, June 30, 1934-52

June 30	Gross public debt	Guaranteed obligations held outside the Treasury ¹			Total gross public debt and guaranteed obligations	
		Interest-bearing	Matured	Total	Total	Per capita ²
1934.....	\$27,053,141,414	\$680,767,817	-----	\$680,767,817	\$27,733,909,231	\$219.46
1935.....	28,700,892,625	4,122,684,692	-----	4,122,684,692	32,823,577,316	257.95
1936.....	33,778,843,494	4,718,033,242	-----	4,718,033,242	38,496,876,735	300.63
1937.....	36,424,613,732	4,664,594,533	\$10,000	4,664,604,533	41,089,218,265	318.95
1938.....	37,164,740,315	4,852,559,151	232,500	4,852,791,651	42,017,531,967	323.65
1939.....	40,439,532,411	5,450,012,899	821,200	5,450,834,099	45,890,366,510	350.63
1940.....	42,967,531,038	5,497,556,555	31,514,100	5,529,070,655	48,496,601,693	367.08
1941.....	48,861,443,536	6,359,619,105	10,653,475	6,370,252,580	55,331,696,116	414.85
1942.....	72,422,445,116	4,548,529,255	19,730,375	4,568,259,630	76,990,704,746	571.02
1943.....	136,696,090,330	4,091,686,621	8,256,425	4,099,943,046	140,796,033,376	1,029.82
1944.....	201,003,387,221	1,515,638,626	107,430,675	1,623,069,301	202,626,456,522	1,464.17
1945.....	258,682,187,410	409,091,867	24,066,525	433,158,392	259,115,345,802	1,851.70
1946.....	269,422,099,173	466,671,984	9,712,875	476,384,859	269,898,484,033	1,908.79
1947.....	258,286,383,109	83,212,285	6,307,900	89,520,185	258,375,903,294	1,792.67
1948.....	252,292,246,513	68,768,043	4,692,775	73,460,818	252,365,707,331	1,721.21
1949.....	252,770,359,860	23,862,383	3,413,025	27,275,408	252,797,635,268	1,694.93
1950.....	257,357,352,351	17,077,800	2,425,225	19,503,034	257,376,855,385	1,696.08
1951.....	255,221,976,815	27,364,069	1,863,100	29,227,169	255,251,203,984	1,653.68
1952.....	259,105,178,785	44,092,646	1,472,700	45,565,346	259,150,744,131	1,650.48

NOTE.—Gross public debt on basis of daily Treasury statements. Guaranteed obligations from 1934 through 1939 on basis of Public Debt accounts, and for 1940 and subsequent years on basis of daily Treasury statements.

¹ Revised.

¹ Consists of obligations issued by certain Government corporations and credit agencies, obligations which are guaranteed by the United States as to both principal and interest. They were first authorized in 1932, but no such obligations were outstanding at the end of the fiscal years 1932 and 1933.

² Based on Bureau of the Census estimated population for continental United States.

TABLE 13.—Public debt, by security classes, June 30, 1942-52

[In millions of dollars. On basis of daily Treasury statements, see p. 501]

Class	June 30, 1942	June 30, 1943	June 30, 1944	June 30, 1945	June 30, 1946	June 30, 1947	June 30, 1948	June 30, 1949	June 30, 1950	June 30, 1951	June 30, 1952
Interest-bearing:											
Public issues:											
Marketable issues:											
Treasury bills.....	2,508	11,864	14,734	17,041	17,039	15,775	13,757	11,536	13,533	13,614	17,219
Certificates of indebtedness.....	3,096	16,561	28,822	34,136	34,804	25,296	22,588	29,427	18,418	9,509	28,423
Treasury notes.....	6,689	9,168	17,405	23,497	18,261	8,142	11,375	3,596	20,404	35,806	18,963
Treasury bonds:											
Bank eligible.....	37,202	48,809	58,083	69,693	65,864	69,686	62,826	60,789	53,159	42,772	48,200
Bank restricted.....	882	8,711	21,161	36,756	53,459	49,636	49,636	49,636	49,636	36,061	27,460
Panama Canal loan bonds.....	50	50	50	50	50	50	50	50	50	50	50
Conversion bonds of 1946-47.....	29	29	29	29	13						
Postal savings bonds.....	117	117	117	117	117	116	114	112	110	106	92
Total marketable issues.....	50,573	95,310	140,401	181,319	189,606	168,702	160,346	155,147	155,310	137,917	140,407
Nonmarketable issues:											
Treasury notes—tax series and savings series.....	3,015	7,495	9,557	10,136	6,711	5,560	4,394	4,860	8,472	7,818	6,612
United States savings bonds.....	10,188	21,256	34,606	45,586	49,035	51,367	53,274	56,260	57,536	57,572	57,685
Depository bonds.....	79	226	474	505	427	325	316	369	285	319	373
Armed forces leave bonds.....						1,793	563	396	297	47	
Treasury bonds—investment series.....							959	954	954	14,526	14,046
Adjusted service bonds of 1945.....	229	222	217								
Total nonmarketable issues.....	13,510	29,200	44,855	56,226	56,173	59,045	59,506	62,839	67,544	80,281	78,717
Total public issues.....	64,083	124,509	185,256	237,545	245,779	227,747	219,852	217,986	222,853	218,198	219,124
Special issues:											
Adjusted service certificate fund (certificates).....	18	18	17	14	12	12	6	6	5	5	5
Alaska Railroad retirement fund (notes).....	1	2	2	2	2	3	3	3	(2)	(2)	(2)
Canal Zone Postal Savings System (notes).....	1	2	4	4	4	4	3	3	2	1	1
Canal Zone retirement fund (notes).....	7	8	9	10	11	12	13	14	(2)	(2)	(2)
Civil service retirement fund (notes).....	783	1,060	1,451	1,848	2,155	2,435	2,795	3,238	3,801	4,374	4,998
Farm tenant mortgage insurance fund (notes).....							1	1	1	1	1
Federal Deposit Insurance Corporation (notes).....	95	103	98	97	120	408	549	666	808	868	888
Federal home loan bank (notes).....							37	117	119	77	50
Federal old-age and survivors insurance trust fund (certificates).....			380	1,648	3,401	5,995	7,709	9,003	10,418	12,096	14,047
Federal old-age and survivors insurance trust fund (notes).....	2,610	4,044	4,386	3,660	2,509	1,109					

Federal Savings and Loan Insurance Corporation (notes).....	5	106	27	37	49	62	74	95	79	86	79
Foreign service retirement fund (notes).....	5	6	7	8	9	10	12	14	17	17	17
Government life insurance fund (adjusted service bonds).....	500	500	500	500	86	682	1,254	1,286	1,318	1,292	1,300
Government life insurance fund (certificates).....											
Government life insurance fund (notes).....	37	38	2	2	2						
Housing insurance fund (notes).....											(*)
Mutual mortgage insurance fund (notes).....						14	4				
National service life insurance fund (notes).....	39	352	1,213	3,187	5,240	6,474	6,935	7,288	5,342	5,436	5,191
Old-age reserve account (notes).....	524										
Postal Savings System (notes).....	55	197	264	461	779	1,624	1,909	1,949	1,799	706	551
Railroad retirement account (notes).....	92	178	319	501	657	806	1,374	1,720	2,058	2,414	2,863
Unemployment trust fund (certificates).....	3,114	4,257	5,610	6,747	6,699	7,142	7,500	7,340	6,616	7,266	7,745
War housing insurance fund (notes).....						3				7	2
Total special issues.....	7,885	10,871	14,287	18,812	22,332	27,366	30,211	32,776	32,356	34,653	37,739
Total interest-bearing debt.....	71,968	135,380	199,543	256,357	268,111	255,113	250,063	250,762	255,209	252,852	256,863
Matured debt on which interest has ceased.....	98	141	201	269	376	231	280	245	265	512	419
Debt bearing no interest:											
Special notes of the United States:											
International Bank for Reconstruction and Development series.....						416	66	41			
International Monetary Fund series.....						1,724	1,161	1,063	1,270	1,283	1,274
United States savings stamps ¹		213	197	178	96	70	58	52	49	48	50
Excess profits tax refund bonds.....			134	1,028	58	19	9	5	3	2	2
United States notes (less gold reserve).....	191	191	191	191	191	191	191	191	191	191	191
Deposits for retirement of national bank and Federal Reserve Bank notes.....	159	766	732	655	584	517	459	407	365	328	301
Other debt bearing no interest.....	6	6	6	6	6	6	6	6	6	6	6
Total debt bearing no interest.....	356	1,175	1,259	2,057	935	2,942	1,949	1,764	1,883	1,858	1,824
Total gross debt.....	72,422	136,696	201,003	258,682	269,422	258,286	252,292	252,770	257,357	255,222	259,105

NOTE.—For information on composition of public debt beginning June 30, 1916, see 1947 annual report, p. 361.

¹ Less than \$500,000.

² For explanation, see table 118, footnote 5.

³ See footnote 3.

⁴ Includes special issues transferred from Canal Zone retirement fund and Alaska Railroad retirement fund pursuant to the act of July 21, 1949 (5 Stat. 740).

⁵ Sales of these stamps commenced May 1, 1941, as a special defense series of postal savings stamps, which were obligations of Postal Savings System. Beginning Oct. 1, 1942, this special series was replaced by a Treasury issue of United States war savings stamps, and all outstanding stamps became public debt obligations.

TABLE 14.—*Guaranteed obligations held outside the Treasury,¹ classified by issuing Government corporations and other business-type activities, June 30, 1942-52*

[Face amount, in thousands of dollars]

Agency	June 30, 1942	June 30, 1943	June 30, 1944	June 30, 1945	June 30, 1946	June 30, 1947	June 30, 1948	June 30, 1949	June 30, 1950	June 30, 1951	June 30, 1952
UNMATURED OBLIGATIONS											
Commodity Credit Corporation (notes, etc.)	701,054	480,065	561,202	375,161	424,147	45,002	41,703	10,909	1,432	14	558
Federal Farm Mortgage Corporation (bonds)	929,764	929,764									
Federal Housing Administration:											
Mutual mortgage insurance fund (debentures)	8,620	8,797	8,518	8,347	8,370	7,497	7,445	7,480	7,673	8,433	9,180
Housing insurance fund (debentures)	12,844	14,662	13,043	9,538	7,038	5,938	5,938	3,938	3,440	1,390	
War housing insurance fund (debentures)			1,972	16,045	27,117	24,775	13,682	1,536	4,532	17,528	34,355
Public Housing Administration (notes)	114,157	114,157									
Home Owners' Loan Corporation (bonds)	1,562,839	1,533,482	754,904								
Reconstruction Finance Corporation (notes)	1,219,251	1,010,760	176,000								
Total unmatured obligations	4,548,529	4,091,687	1,515,639	409,092	466,672	83,212	68,768	23,862	17,078	27,364	44,093
MATURED OBLIGATIONS											
Commodity Credit Corporation	42	137	7	82							
Federal Farm Mortgage Corporation	13,977	1,959	42,913	7,830	3,714	2,425	1,738	1,188	841	636	521
Federal Housing Administration:											
Mutual mortgage insurance fund	13	16	17								
Public Housing Administration	5		66	8	2	2	2	1			
Home Owners' Loan Corporation	5,292	5,863	64,251	16,128	5,988	3,878	2,953	2,224	1,584	1,227	952
Reconstruction Finance Corporation	401	281	176	19	8	3					
Total matured obligations	19,730	8,256	107,431	24,067	9,713	6,308	4,693	3,413	2,425	1,863	1,473
Total, based on guarantees	4,568,260	4,099,943	1,623,069	433,158	476,385	89,520	73,461	27,275	19,503	29,227	45,565

NOTE.—Figures on basis of daily Treasury statements. For reconciliation to basis of Public Debt accounts for 1952, see table 17.

¹ For obligations held by Treasury and reflected in the public debt, see table 66.

TABLE 15.—*Contingent liabilities, June 30, 1942-52*¹

[Face amount, in thousands of dollars]

	June 30, 1942	June 30, 1943	June 30, 1944	June 30, 1945	June 30, 1946	June 30, 1947	June 30, 1948	June 30, 1949	June 30, 1950	June 30, 1951	June 30, 1952
ON CREDIT OF THE UNITED STATES											
U. S. Postal Savings System (funds due depositors).....	1,481,865	1,468,021	1,905,864	2,458,558	3,013,502	3,374,809	3,434,802	3,327,630	3,168,686	2,852,613	2,714,287
Canal Zone Postal Savings System (funds due depositors).....	5,772	7,551	8,548	9,446	9,782	9,846	9,371	9,171	8,914	7,207	7,106
Tennessee Valley Authority ² (bonds).....	8,300	8,300	6,300	6,300	2,000						
Total, based on credit of the United States.....	1,495,936	1,483,873	1,920,712	2,474,304	3,025,283	3,384,655	3,444,173	3,336,801	3,177,600	2,859,820	2,721,393
OTHER OBLIGATIONS											
Federal Reserve notes.....	9,361,095	13,487,909	18,176,122	22,190,211	23,316,334	23,406,827	23,054,407	22,753,616	22,315,103	22,702,915	23,890,164

NOTE.—Figures for 1942 on basis of Public Debt accounts, and for 1943 and subsequent years on basis of daily Treasury statements.

¹ Does not include contingent liability on guaranteed and insured loans to veterans which, as of Dec. 31, 1951, amounted to \$6,883,200,000; also does not include contingent liability on war production and contract termination guaranteed loans of the Department of the Army which, as of May 31, 1952, amounted to \$612,832.58; and contingent liability on loans guaranteed by various agencies pursuant to Defense Production Act of 1950, which as of May 31, 1952, amounted to \$695,813,711.03.² Bonds held by Reconstruction Finance Corporation.TABLE 16.—*Maturity*¹ *distribution of marketable, interest-bearing public debt and guaranteed obligations, June 30, 1942-52*

[In millions of dollars]

	June 30, 1942	June 30, 1943	June 30, 1944	June 30, 1945	June 30, 1946	June 30, 1947	June 30, 1948	June 30, 1949	June 30, 1950	June 30, 1951	June 30, 1952
Within 1 year.....	8,087	35,811	51,246	60,646	62,091	52,442	49,870	52,302	42,448	60,860	70,944
1 to 5 years.....	17,388	20,843	25,061	34,801	35,057	42,522	46,124	39,175	51,802	31,022	29,434
5 to 10 years.....	17,126	23,051	33,859	41,516	32,847	18,932	10,464	15,067	15,926	16,012	13,321
10 to 15 years.....	6,447	6,641	9,783	11,679	16,012	13,326	12,407	13,715	19,281	21,226	20,114
15 to 20 years.....	3,336	3,653	10,246	19,281	21,227	27,076	41,481	34,888	25,853	8,797	6,594
Over 20 years.....	2,716	9,309	11,343	13,396	22,372	14,405					
Various (Federal Housing Administration debentures).....	21	23	24	34	43	38	27	13	16	27	44
Total.....	55,122	99,333	141,591	181,353	189,649	168,740	160,373	155,160	155,325	137,944	140,451

¹ Due or first becoming callable.

TABLE 17.—Summary of public debt and guaranteed obligations by security classes, June 30, 1952

Class of security	Computed rate of interest ¹	Amount outstanding on basis of Public Debt accounts	Net adjustment to basis of daily Treasury statement ²	Amount outstanding on basis of daily Treasury statement
PUBLIC DEBT				
Interest-bearing debt:				
Public issues:				
Marketable obligations:				
Treasury bills	1.711	\$17,219,036,000.00		\$17,219,036,000.00
Certificates of indebtedness	1.875	28,423,120,000.00		28,423,120,000.00
Treasury notes	1.560	18,962,755,000.00	—\$26,000.00	18,962,729,000.00
Treasury bonds	2.317	75,640,385,100.00	+19,825,000.00	75,660,210,100.00
Other bonds	2.675	142,219,580.00		142,219,580.00
Total marketable obligations	2.051	140,387,515,680.00	+19,799,000.00	140,407,314,680.00
Nonmarketable obligations:				
Treasury savings notes	1.785	6,593,590,800.00	+18,893,050.00	6,612,483,850.00
United States savings bonds	2.745	57,681,879,472.89	+3,091,124.91	57,684,970,597.80
Depository bonds	2.000	373,035,000.00		373,035,000.00
Treasury bonds, investment series	2.733	14,065,917,000.00	—19,797,000.00	14,046,120,000.00
Total nonmarketable obligations	2.659	78,714,422,272.89	+2,187,174.91	78,716,609,447.80
Total public issues	2.270	219,101,937,952.89	+21,986,174.91	219,123,924,127.80
Special issues:				
Adjusted service certificate fund	4.000	5,115,000.00		5,115,000.00
Canal Zone, Postal Savings System	2.000	1,050,000.00		1,050,000.00
Civil service retirement fund	3.998	4,997,702,000.00		4,997,702,000.00
Farm tenant mortgage insurance fund	2.000	1,250,000.00		1,250,000.00
Federal Deposit Insurance Corporation	2.000	888,000,000.00		888,000,000.00
Federal home loan banks	1.959	50,500,000.00		50,500,000.00
Federal old-age and survivors insurance trust fund	2.250	14,046,900,000.00		14,046,900,000.00
Federal Savings and Loan Insurance Corporation	2.000	79,040,000.00		79,040,000.00
Foreign service retirement fund	3.970	16,592,000.00		16,592,000.00
Government life insurance fund	3.500	1,300,500,000.00		1,300,500,000.00
Housing insurance fund	2.000	200,000.00		200,000.00
National service life insurance fund	3.000	5,190,644,000.00		5,190,644,000.00
Postal Savings System	2.000	551,000,000.00		551,000,000.00
Railroad retirement account	3.000	2,863,144,000.00		2,863,144,000.00
Unemployment trust fund	2.250	7,745,000,000.00		7,745,000,000.00
War housing insurance fund	2.000	2,300,000.00		2,300,000.00
Total special issues	2.675	37,738,937,000.00		37,738,937,000.00
Total interest-bearing debt	2.329	256,840,874,952.89	+21,986,174.91	256,862,861,127.80

Matured debt on which interest has ceased.....		351,832,540.26	+66,859,625.00	418,692,165.26
Debt bearing no interest:				
International Monetary Fund.....		1,274,000,000.00		1,274,000,000.00
Other.....		549,606,734.52	+18,757.85	549,625,492.37
Total gross public debt.....		259,016,314,227.67	+88,864,557.76	259,105,178,785.43
GUARANTEED OBLIGATIONS NOT OWNED BY THE TREASURY				
Interest-bearing debt:				
Commodity Credit Corporation.....	1.250	43,528.42	+514,581.39	558,109.81
Federal Housing Administration.....	2.595	43,534,536.23		43,534,536.23
Total interest-bearing guaranteed debt.....	2.593	43,578,064.65	+514,581.39	44,092,646.04
Matured debt on which interest has ceased.....		1,462,050.00	+10,650.00	1,472,700.00
Total guaranteed obligations not owned by the Treasury.....		45,040,114.65	+525,231.39	⁴ 45,565,346.04
Total gross public debt and-guaranteed obligations.....		259,061,354,342.32	+89,389,789.15	259,150,744,131.47

¹ Based on daily Treasury statement.

² Adjustment is occasioned by items in transit on June 30, 1952, not shown in daily Treasury statement.

³ Computed on true discount basis.

⁴ For details see table 19.

TABLE 18.—Description of public debt issues outstanding June 30, 1952

(On basis of public debt accounts,^{1a} see p. 501)

Title of loan and rate of interest	Authorizing act	Tax status	Date of loan	When redeemable or payable ^a	Interest payment date	Average price received (per \$100)	Amount issued	Amount outstanding
INTEREST-BEARING DEBT								
Public issues								
Marketable:								
Treasury bills (maturity value), series maturing and approximate yield to maturity (%): ^b								
July 3, 1952...1.598	(1)	(a)	April 3, 1952.....	July 3, 1952.....	Sold at a discount payable at par on maturity.	99.596 { Cash..... \$1,161,412,000.00		\$1,201,505,000.00
July 10, 1952...1.629	(1)	(a)	April 10, 1952.....	July 10, 1952.....		Exchange..... 40,093,000.00		
July 17, 1952...1.650	(1)	(a)	April 17, 1952.....	July 17, 1952.....		99.588 { Cash..... 1,355,449,000.00		1,401,772,000.00
July 24, 1952...1.616	(1)	(a)	April 24, 1952.....	July 24, 1952.....		Exchange..... 46,323,000.00		
July 31, 1952...1.691	(1)	(a)	May 1, 1952.....	July 31, 1952.....		99.583 { Cash..... 1,330,161,000.00		1,400,888,000.00
Aug. 7, 1952...1.710	(1)	(a)	May 8, 1952.....	Aug. 7, 1952.....		Exchange..... 70,727,000.00		
Aug. 14, 1952...1.725	(1)	(a)	May 15, 1952.....	Aug. 14, 1952.....		99.591 { Cash..... 1,329,874,000.00		1,400,587,000.00
Aug. 21, 1952...1.694	(1)	(a)	May 22, 1952.....	Aug. 21, 1952.....		Exchange..... 70,713,000.00		
Aug. 28, 1952...1.728	(1)	(a)	May 29, 1952.....	Aug. 28, 1952.....		99.573 { Cash..... 1,443,069,000.00		1,502,963,000.00
Sept. 4, 1952...1.737	(1)	(a)	June 5, 1952.....	Sept. 4, 1952.....		Exchange..... 59,894,000.00		
Sept. 11, 1952...1.753	(1)	(a)	June 12, 1952.....	Sept. 11, 1952.....		99.568 { Cash..... 1,227,983,000.00		1,303,148,000.00
Sept. 18, 1952...1.626	(1)	(a)	June 19, 1952.....	Sept. 18, 1952.....		Exchange..... 75,165,000.00		
Sept. 25, 1952...1.682	(1)	(a)	June 26, 1952.....	Sept. 25, 1952.....		99.564 { Cash..... 1,416,796,000.00		1,500,972,000.00
						Exchange..... 84,176,000.00		
						99.572 { Cash..... 1,244,305,000.00		1,303,390,000.00
						Exchange..... 59,085,000.00		
						99.563 { Cash..... 1,247,446,000.00		1,300,474,000.00
						Exchange..... 53,028,000.00		
						99.561 { Cash..... 1,262,750,000.00		1,300,077,000.00
						Exchange..... 37,327,000.00		
						99.557 { Cash..... 1,152,247,000.00		1,200,784,000.00
						Exchange..... 48,537,000.00		
						99.589 { Cash..... 1,160,376,000.00		1,202,416,000.00
						Exchange..... 42,040,000.00		
						99.576 { Cash..... 1,160,293,000.00		1,200,060,000.00
						Exchange..... 39,767,000.00		
Total Treasury bills.							17,219,036,000.00	17,219,036,000.00

Certificates of indebtedness:									
1½% Series B—1952.	(1)	(b)	Aug. 1, 1951	July 1, 1952	July 1, 1952	Exchange at par	5,215,849,000.00	5,215,849,000.00	
1½% Series C—1952.	(1)	(b)	Sept. 15, 1951	Aug. 15, 1952	Aug. 15, 1952	do.	583,202,000.00	583,202,000.00	
1½% Series D—1952.	(1)	(b)	Oct. 1, 1951	Sept. 1, 1952	Sept. 1, 1952	do.	1,832,446,000.00	1,832,446,000.00	
1½% Series E—1952.	(1)	(b)	Oct. 15, 1951	Oct. 1, 1952	Oct. 1, 1952	do.	10,861,027,000.00	10,861,027,000.00	
1½% Series F—1952.	(1)	(b)	Dec. 15, 1951	Dec. 1, 1952	Dec. 1, 1952	do.	1,062,634,000.00	1,062,634,000.00	
1½% Series A—1953.	(1)	(b)	Mar. 1, 1952	Feb. 15, 1953	Feb. 15, 1953	do.	8,867,962,000.00	8,867,962,000.00	
Total certificates of indebtedness.							28,423,120,000.00	28,423,120,000.00	
Treasury notes:									
1¾% Series A—1954.	(1)	(b)	Dec. 15, 1949	Mar. 15, 1954	Mar. 15, Sept. 15	Exchange at par	4,675,069,000.00	\$1,000.00	4,675,068,000.00
1¾% Series A—1955.	(1)	(b)	Mar. 15, 1950	Mar. 15, 1955	do.	do.	5,365,079,000.00		5,365,079,000.00
1¾% Series B—1955.	(1)	(b)	Dec. 15, 1950	Dec. 15, 1955	June 15, Dec. 15	do.	6,853,793,000.00		6,853,793,000.00
1½% Series EA—1956.	(1)	(b)	Apr. 1, 1951	Apr. 1, 1956	Apr. 1, Oct. 1	do.	7 1,007,043,000.00		1,007,043,000.00
1½% Series EO—1956.	(1)	(b)	Oct. 1, 1951	Oct. 1, 1956	do.	do.	7 550,008,000.00		550,008,000.00
1½% Series EA—1957.	(1)	(b)	Apr. 1, 1952	Apr. 1, 1957	do.	do.	7 511,764,000.00		511,764,000.00
Total Treasury notes.							18,962,756,000.00	1,000.00	18,962,755,000.00
Treasury bonds:									
2% of 1951-55.	(1)	(b)	Dec. 15, 1941	On and after Dec. 15, 1952; on Dec. 15, 1955. ³	June and Dec. 15.	Par	\$532,687,950.00	\$22,275,500.00	\$510,412,450.00
2¼% of 1952-55.	(1)	(b)	Feb. 25, 1942	On and after Dec. 15, 1952; on Dec. 15, 1955. ³	do.	Par	1,510,795,300.00	10,014,500.00	1,500,780,800.00
2% of 1952-54 (dated June 26, 1944).	(1)	(b)	June 26, 1944	On and after Dec. 15, 1952; on June 15, 1954. ³	do.	Par	5,825,482,000.00	8,000.00	5,825,474,000.00
2% of 1952-54 (dated Dec. 1, 1944).	(1)	(b)	Dec. 1, 1944	On and after Dec. 15, 1952; on Dec. 15, 1954.	do.	{ Par Exchange at par	7,922,077,000.00 739,900,500.00		
2% of 1951-53.	(1)	(b)	Sept. 15, 1943	On and after Mar. 15, 1953; on Sept. 15, 1953. ³	{ Mar. and Sept. 15.	{ Par Exchange at par	8,661,977,500.00 6,884,359,000.00 1,101,903,500.00	7,500.00	8,661,970,000.00
2% of 1953-55.	(1)	(c)	Oct. 7, 1940	On and after June 15, 1953; on June 15, 1955.	June and Dec. 15.	Exchange at par	7,986,262,500.00 724,677,900.00	13,500.00	7,986,249,000.00 724,677,900.00
2¼% of 1954-56.	(1)	(c)	July 22, 1940	On and after June 15, 1954; on June 15, 1956.	do.	Par	680,692,350.00	500.00	680,691,850.00

Footnotes at end of table.

TABLE 18.—Description of public debt issues outstanding June 30, 1952—Continued

Title of loan and rate of interest	Authorizing act	Tax status	Date of loan	When redeemable or payable ¹	Interest payment date	Average price received (per \$100)	Amount issued	Amount retired	Amount outstanding
INTEREST-BEARING DEBT—Continued									
Public issues—Continued									
Marketable—Continued									
Treasury bonds—Con.									
2¼% of 1955-60.....	(1)	(c)	Mar. 15, 1935.....	On and after Mar. 15, 1955; on Mar. 15, 1960.	Mar. and Sept. 15.	Exchange at par and \$100.50. 101.59375..... 101.56250..... 100.78125.....	\$2,304,429,200.00 101,971,000.00 106,841,000.00 98,215,000.00		
2½% of 1956-58.....	(1)	(b)	June 2, 1941.....	On and after Mar. 15, 1956; on Mar. 15, 1958.	do.....	Par..... Exchange at par.....	2,611,156,200.00 661,750,800.00 786,996,850.00	\$65,050.00	\$2,611,091,150.00
2¾% of 1956-59.....	(1)	(c)	Sept. 15, 1936.....	On and after Sept. 15, 1956; on Sept. 15, 1959.	do.....	Par.....	1,448,747,650.00 981,848,050.00	1,000.00 22,000.00	1,448,746,650.00 981,826,050.00
2¼% of 1956-59.....	(1)	(b)	Feb. 1, 1944.....	On and after Sept. 15, 1956; on Sept. 15, 1959. ²	do.....		3,727,687,000.00 94,871,500.00		
2¾% of 1957-59.....	(1)	(b)	Mar. 1, 1952.....	On and after Mar. 15, 1957; on Mar. 15, 1959.	do.....	Exchange at par.....	3,822,558,500.00 926,812,000.00	125,000.00	3,822,433,500.00 926,812,000.00
2¾% of 1958-63.....	(1)	(c)	June 15, 1938.....	On and after June 15, 1958; on June 15, 1963.	June and Dec. 15..	Par.....	918,780,600.00		918,780,600.00
2¼% of 1959-62 (dated June 1, 1945).	(1)	(b)	June 1, 1945.....	On and after June 15, 1959; on June 15, 1962. ²	do.....	Par.....	5,284,068,500.00	2,558,000.00	5,281,510,500.00
2¼% of 1959-62 (dated Nov. 15, 1945).	(1)	(b)	Nov. 15, 1945.....	On and after Dec. 15, 1959; on Dec. 15, 1962. ²	do.....	Par.....	3,469,671,000.00	1,291,500.00	3,468,379,500.00
2¾% of 1960-65.....	(1)	(c)	Dec. 15, 1938.....	On and after Dec. 15, 1960; on Dec. 15, 1965.	do.....	Par..... Exchange at par..... Exchange at \$102.375.	402,892,800.00 188,196,700.00 894,295,600.00		
							1,485,385,100.00	1,000.00	1,485,384,100.00

2½% of 1962-67.....	(1)	(b)	May 5, 1942.....	On and after June 15, 1962; on June 15, 1967. ^a	do.....	Par.....	2,118,164,500.00	602,100.00	2,117,562,400.00
2½% of 1963-68.....	(1)	(b)	Dec. 1, 1942.....	On and after Dec. 15, 1963; on Dec. 15, 1968. ^a	do.....	Par.....	2,830,914,000.00	1,326,500.00	2,829,587,500.00
2½% of 1964-69 (dated Apr. 15, 1943).	(1)	(b)	Apr. 15, 1943.....	On and after June 15, 1964; on June 15, 1969. ^a	do.....	Par.....	3,761,904,000.00	2,749,500.00	3,759,154,500.00
2½% of 1964-69 (dated Sept. 15, 1943).	(1)	(b)	Sept. 15, 1943.....	On and after Dec. 15, 1964; on Dec. 15, 1969. ^a	do.....	{ Par..... Exchange at par.....	3,778,754,000.00 59,444,000.00		
2½% of 1965-70.....	(1)	(b)	Feb. 1, 1944.....	On and after Mar. 15, 1965; on Mar. 15, 1970. ^a	{ Mar. and Sept. 15.....	{ Par..... Exchange at par.....	3,838,198,000.00 5,120,861,500.00 76,533,000.00	2,747,500.00	3,835,450,500.00
2½% of 1966-71.....	(1)	(b)	Dec. 1, 1944.....	On and after Mar. 15, 1966; on Mar. 15, 1971. ^a	do.....	{ Par..... Exchange at par.....	5,197,394,500.00 3,447,511,500.00 33,353,500.00	436,438,500.00	4,760,956,000.00
2½% of 1967-72 (dated June 1, 1945).	(1)	(b)	June 1, 1945.....	On and after June 15, 1967; on June 15, 1972. ^a	June and Dec. 15.....	Par.....	3,480,865,000.00 7,967,261,000.00	485,057,000.00 6,053,700,500.00	2,995,808,000.00 1,913,560,500.00
2½% of 1967-72 (dated Oct. 20, 1941).	(1)	(b)	Oct. 20, 1941.....	On and after Sept. 15, 1967; on Sept. 15, 1972.	{ Mar. and Sept. 15.....	{ Par..... Exchange at par.....	2,527,073,950.00 188,971,200.00		
2½% of 1967-72 (dated Nov. 15, 1945).	(1)	(b)	Nov. 15, 1945.....	On and after Dec. 15, 1967; on Dec. 15, 1972. ^a	June and Dec. 15.....	Par.....	2,716,045,150.00 11,688,868,500.00	13,500.00 7,811,814,500.00	2,716,031,650.00 3,877,054,000.00
Total Treasury bonds.							90,471,217,750.00	14,830,832,650.00	75,640,385,100.00
Other bonds:									
Panama Canal loan of 1961.	(2)	(d)	June 1, 1911.....	On June 1, 1961.....	Mar., June, Sept., and Dec. 1.....	\$102.582.....	50,000,000.00	200,000.00	49,800,000.00
2½% Postal savings bonds (43d to 49th series).	(3)	(d)	July 1, 1932 and Jan. 1, July 1, 1933-35.	1 year from date of issue, 20 years from date of issue.	Jan. and July 1.....	Par.....	92,422,400.00	2,820.00	92,419,580.00
Total other bonds.							142,422,400.00	202,820.00	142,219,580.00
Total marketable obligations.							155,218,552,150.00	14,831,036,470.00	140,387,515,680.00

Footnotes at end of table.

TABLE 18.—Description of public debt issues outstanding June 30, 1952—Continued

Title of loan and rate of interest	Authorizing act	Tax status	Date of loan	When redeemable or payable ⁹	Interest payment date	Average price received (per \$100)	Amount issued	Amount retired	Amount outstanding
INTEREST-BEARING DEBT—Continued									
Public issues—Continued									
Nonmarketable:									
Treasury savings notes, savings series and approximate yield if held to maturity:			First day of each month:	Redeemable in payment of Federal income, estate, or gift taxes at any time after 2 months from issue date. Redeemable for cash at option of owner at any time after 4 months from issue date.	Interest is payable with principal at time of redemption. No interest is payable if note is inscribed in the name of a bank that accepts demand deposits unless note is acquired by such bank through forfeiture of a loan.				
D-1952—1.40.....	(1)	(b)	July to Dec. 1949.			Par.....	\$4,187,686,300.00	\$3,344,946,100.00	\$842,740,200.00
D-1953—1.40.....	(1)	(b)	Jan. to Dec. 1950.			Par.....	3,609,335,500.00	3,256,729,100.00	352,606,400.00
D-1954—1.40.....	(1)	(b)	Jan. to May 1951.			Par.....	655,932,400.00	560,165,800.00	95,766,600.00
			15th day of each month:						
A-1954—1.88.....	(1)	(b)	May to Dec. 1951.			Par.....	5,268,843,000.00	1,095,002,500.00	4,173,840,500.00
A-1955—1.88.....	(1)	(b)	Jan. to June 1952.			Par.....	2,454,566,000.00	1,325,928,900.00	1,128,637,100.00
Total Treasury savings notes.							16,176,363,200.00	9,582,772,400.00	6,593,590,800.00
United States savings bonds series and approximate yield to maturity (%) ¹⁰									
			First day of each month:						

E-1941-2.90.-----	(1)	(b)	May to Dec. 1941.	After 60 days from issue date, on demand at op- tion of owner; 10 years from issue date, but, at the option of owner, may be held and will accrue interest for additional 10 years. ¹¹	Sold at a discount payable at par on maturity.	\$75-----	1,678,326,190.93	984,422,448.92	693,903,742.0
E-1942-2.90.-----	(1)	(b)	Jan. to Dec. 1942.	do-----	do-----	\$75-----	7,388,514,323.29	3,981,517,436.54	3,406,996,886.75
E-1943-2.90.-----	(1)	(b)	Jan. to Dec. 1943.	do-----	do-----	\$75-----	11,826,725,028.56	6,698,081,982.08	5,128,643,046.48
E-1944-2.90.-----	(1)	(b)	Jan. to Dec. 1944.	do-----	do-----	\$75-----	13,660,928,198.13	7,992,462,263.73	5,668,465,934.40
E-1945-2.90.-----	(1)	(b)	Jan. to Dec. 1945.	do-----	do-----	\$75-----	10,554,443,715.85	6,119,743,894.01	4,434,699,821.84
E-1946-2.90.-----	(1)	(b)	Jan. to Dec. 1946.	do-----	do-----	\$75-----	4,607,534,391.90	2,378,310,112.38	2,229,224,279.52
E-1947-2.90.-----	(1)	(b)	Jan. to Dec. 1947.	do-----	do-----	\$75-----	4,268,772,790.37	1,954,101,020.11	2,314,671,770.26
E-1948-2.90.-----	(1)	(b)	Jan. to Dec. 1948.	do-----	do-----	\$75-----	4,366,699,032.10	1,849,683,889.04	2,517,015,143.06
E-1949-2.90.-----	(1)	(b)	Jan. to Dec. 1949.	do-----	do-----	\$75-----	4,265,517,297.11	1,695,021,698.86	2,570,495,598.25
E-1950-2.90.-----	(1)	(b)	Jan. to Dec. 1950.	do-----	do-----	\$75-----	3,714,510,447.86	1,319,538,326.29	2,394,972,121.57
E-1951-2.90.-----	(1)	(b)	Jan. to Dec. 1951.	do-----	do-----	\$75-----	3,252,572,507.36	925,926,026.00	2,326,646,481.36
E-1952 (Jan. to Apr. 1952)-2.90.-----	(1)	(b)	Jan. to Apr. 1952.	do-----	do-----	\$75-----	1,115,592,750.00	144,589,181.25	971,003,568.75
E-1952 (May to Dec. 1952)-3.00.-----	(1)	(b)	May and June 1952.	After 2 months from issue date, on demand at option of owner 9 years 8 months from issue date, but, at the op- tion of owner, may be held and will accrue in- terest for addi- tional 10 years. ¹¹	Sold at a discount; payable at par on maturity.	\$75-----	297,830,068.75	72,187.50	297,757,881.25
Unclassified sales and redemptions.							81,961,454.36	176,260,786.42	12 94,299,332.06
Total Series E-----							71,079,928,196.57	36,219,731,253.13	34,860,196,943.44

Footnotes at end of table.

TABLES

TABLE 18.—Description of public debt issues outstanding June 30, 1952—Continued

Title of loan and rate of interest	Authorizing act	Tax status	Date of loan	When redeemable or payable ¹	Interest payment date	Average price received (per \$100)	Amount issued	Amount retired	Amount outstanding
INTEREST-BEARING DEBT—Continued									
Public issues—Continued									
Nonmarketable—Con. United States savings bonds series and approximate yield to maturity (%)—Con.									
F-1941-2.53.....	(1)	(b)	First day of each month: May to Dec. 1941.	After 6 months from issue date, on demand at option of owner on 1 month's notice; 12 years from issue date.	Sold at a discount; payable at par on maturity.	\$74.....	\$283,422,502.83	\$92,769,082.22	\$190,653,420.61
F-1942-2.53.....	(1)	(b)	Jan. to Dec. 1942.	do	do	\$74.....	766,739,033.63	294,174,868.23	472,564,165.40
F-1943-2.53.....	(1)	(b)	Jan. to Dec. 1943.	do	do	\$74.....	837,623,031.02	343,443,820.95	494,179,210.07
F-1944-2.53.....	(1)	(b)	Jan. to Dec. 1944.	do	do	\$74.....	878,273,672.97	300,789,484.83	577,484,188.14
F-1945-2.53.....	(1)	(b)	Jan. to Dec. 1945.	do	do	\$74.....	659,960,784.88	198,171,764.35	461,789,020.53
F-1946-2.53.....	(1)	(b)	Jan. to Dec. 1946.	do	do	\$74.....	334,659,655.28	115,808,098.30	238,851,556.98
F-1947-2.53.....	(1)	(b)	Jan. to Dec. 1947.	do	do	\$74.....	358,949,599.11	103,924,806.87	255,024,792.24
F-1948-2.53.....	(1)	(b)	Jan. to Dec. 1948.	do	do	\$74.....	509,367,167.62	71,413,365.09	437,953,802.53
F-1949-2.53.....	(1)	(b)	Jan. to Dec. 1949.	do	do	\$74.....	242,500,596.92	44,066,412.87	198,434,184.05
F-1950-2.53.....	(1)	(b)	Jan. to Dec. 1950.	do	do	\$74.....	412,403,857.35	47,403,941.45	364,999,915.90
F-1951-2.53.....	(1)	(b)	Jan. to Dec. 1951.	do	do	\$74.....	125,478,566.70	5,497,687.20	119,980,879.50
F-1952-2.53.....	(1)	(b)	Jan. to Apr. 1952.	do	do	\$74.....	41,209,009.00	35,501.50	41,173,507.50
Total Series F.....							5,470,587,477.31	1,617,498,833.86	3,853,088,643.45
G-1941-2.50.....	(1)	(b)	May to Dec. 1941.	After 6 months from issue date, on demand at option of owner on 1 month's notice; 12 years from issue date.	Semiannually.....	Par.....	1,277,269,000.00	321,445,500.00	955,823,500.00
G-1942-2.50.....	(1)	(b)	Jan. to Dec. 1942.	do	do	Par.....	2,493,045,900.00	679,451,200.00	1,813,594,700.00
G-1943-2.50.....	(1)	(b)	Jan. to Dec. 1943.	do	do	Par.....	2,598,129,200.00	737,782,900.00	1,860,346,300.00
G-1944-2.50.....	(1)	(b)	Jan. to Dec. 1944.	do	do	Par.....	2,894,068,000.00	713,543,700.00	2,180,524,300.00
G-1945-2.50.....	(1)	(b)	Jan. to Dec. 1945.	do	do	Par.....	2,542,312,900.00	550,902,900.00	1,991,410,000.00
G-1946-2.50.....	(1)	(b)	Jan. to Dec. 1946.	do	do	Par.....	2,663,892,300.00	571,739,200.00	2,092,153,100.00
G-1947-2.50.....	(1)	(b)	Jan. to Dec. 1947.	do	do	Par.....	2,247,337,700.00	432,875,300.00	1,814,462,400.00

G-1948-2.50.....	(1)	(b)	Jan. to Dec. 1948.....	do.....	do.....	Par.....	2,542,112,700.00	268,388,300.00	2,273,724,400.00
G-1949-2.50.....	(1)	(b)	Jan. to Dec. 1949.....	do.....	do.....	Par.....	1,433,059,700.00	170,096,700.00	1,262,963,000.00
G-1950-2.50.....	(1)	(b)	Jan. to Dec. 1950.....	do.....	do.....	Par.....	1,938,694,600.00	151,501,500.00	1,787,193,100.00
G-1951-2.50.....	(1)	(b)	Jan. to Dec. 1951.....	do.....	do.....	Par.....	644,410,000.00	23,580,600.00	620,829,400.00
G-1952-2.50.....	(1)	(b)	Jan. to Apr. 1952.....	do.....	do.....	Par.....	163,418,100.00	51,400.00	163,366,700.00
Total Series G.....							23,437,750,100.00	4,621,359,200.00	18,816,390,900.00
H-1952 (Unclassified)-3.00.	(1)	(b)	June 1952.....	After 6 months from issue date, on demand at option of owner on 1 month's notice; 9 years 8 months from issue date.	Semiannually.....	Par.....	34,618,500.00		34,618,500.00
J-1952 (Unclassified)-2.76.	(1)	(b)	May and June 1952.	After 6 months from issue date, on demand at option of owner on 1 month's notice; 12 years from issue date.	Sold at a discount; payable at par on maturity.	\$72.....	25,687,386.00		25,687,386.00
K-1952 (Unclassified)-2.76.	(1)	(b)	May and June 1952.	After 6 months from issue date on demand at option of owner on 11 months' notice; 12 years from issue date.	Semiannually.....	Par.....	91,897,100.00		91,897,100.00
Total United States savings bonds.							100,140,468,759.88	42,458,589,286.99	57,681,879,472.89
Depository bonds: 2% first series.....	(1)	(b)	Various dates from June 28, 1941.	At any time upon 30 to 60 days' notice; 12 years from issue date.	June and Dec. 1....	Par.	874,098,750.00	501,063,750.00	373,035,000.00
Treasury bonds, investment series: 2½% Series A-1965..	(1)	(b)	Oct. 1, 1947.....	On and after Apr. 1, 1948, on demand at option of owner on 1 month's notice; on Oct. 1, 1965.	Apr. 1, Oct. 1.....	Par.....	969,960,000.00	18,930,000.00	951,030,000.00
2¾% Series B-1975-80.	(1)	(b)	Various dates from Apr. 1, 1951.	Apr. 1, 1975, exchangeable at any time at option of owner for marketable Treasury notes; Apr. 1, 1980. ⁹	Apr. 1, Oct. 1.....	Par..... Exchanges at par..	410,993,500.00 14,768,057,500.00	2,068,931,000.00	13,110,120,000.00

Footnotes at end of table.

TABLE 18.—Description of public debt issues outstanding June 30, 1952—Continued

Title of loan and rate of interest	Authorizing act	Tax status	Date of loan	When redeemable or payable	Interest payment date	Average price received (per \$100)	Amount issued	Amount retired	Amount outstanding
INTEREST-BEARING DEBT—Continued									
Public issues—Continued									
Nonmarketable—Con.									
Treasury bonds investment series—Con.									
Unclassified.....							\$4,767,000.00		\$4,767,000.00
Total Treasury bonds, investment series.							16,153,778,000.00	\$2,087,861,000.00	14,065,917,000.00
Total nonmarketable obligations.							133,344,708,709.88	54,630,286,436.99	78,714,422,272.89
Total public issues.							288,563,260,859.88	69,461,322,906.99	219,101,937,952.89
Special issues									
Adjusted service certificate fund (certificates):									
4% Series 1953.....	(1)	(e)	Jan. 1, 1952.....	On demand: Jan. 1, 1953. Redeemable after 1 year from date of issue and payable on June 30:	Jan. 1.....	Par.....	5,215,000.00	100,000.00	5,115,000.00
Canal Zone Postal Savings System (notes):									
2% Series 1956.....	(1)	(e)	Jan. 28, 1952.....	1956.....	June 30, Dec. 31.....	Par.....	550,000.00		550,000.00
2% Series 1957.....	(1)	(e)	June 30, 1952.....	1957.....	do.....	Par.....	500,000.00		500,000.00
Civil service retirement fund (notes):			Various dates from June 30:						
4% Series 1953.....	(1)	(e)	1948.....	1953.....	June 30.....	Par.....	1,006,723,000.00		1,006,723,000.00
4% Series 1954.....	(1)	(e)	1949.....	1954.....	do.....	Par.....	1,185,208,728.00	19,000,728.00	1,166,208,000.00
4% Series 1955.....	(1)	(e)	1950.....	1955.....	do.....	Par.....	1,107,076,000.00		1,107,076,000.00
4% Series 1956.....	(1)	(e)	1951.....	1956.....	do.....	Par.....	1,101,839,000.00		1,101,839,000.00
4% Series 1957.....	(1)	(e)	1952.....	1957.....	do.....	Par.....	603,710,000.00		603,710,000.00
3% Series 1953.....	(1)	(e)	1948.....	1953.....	do.....	Par.....	2,415,000.00		2,415,000.00
3% Series 1954.....	(1)	(e)	1949.....	1954.....	do.....	Par.....	2,372,000.00		2,372,000.00
3% Series 1955.....	(1)	(e)	1950.....	1955.....	do.....	Par.....	3,006,000.00		3,006,000.00
3% Series 1956.....	(1)	(e)	1951.....	1956.....	do.....	Par.....	3,408,000.00		3,408,000.00
3% Series 1957.....	(1)	(e)	1952.....	1957.....	do.....	Par.....	945,000.00		945,000.00

Farm tenant mortgage insurance fund (notes):			Various dates from:	Redeemable after 1 year from date of issue; and payable on:				
2% Series 1952.....	(1)	(e)	Mar. 18, 1948.....	Dec. 31, 1952.....	June 30, Dec. 31.....	Par.....	1,000,000.00.....	1,000,000.00.....
2% Series 1955.....	(1)	(e)	Nov. 26, 1951.....	Dec. 31, 1955.....	do.....	Par.....	250,000.00.....	250,000.00.....
Federal Deposit Insurance Corporation (notes):			Various dates from:	Redeemable after 1 year from date of issue; and payable on:				
2% Series 1952.....	(1)	(e)	Jan. 19, 1948.....	Dec. 1, 1952.....	June 1, Dec. 1.....	Par.....	149,000,000.00.....	101,000,000.00.....
2% Series 1953.....	(1)	(e)	Dec. 1, 1948.....	Dec. 1, 1953.....	do.....	Par.....	139,000,000.00.....	139,000,000.00.....
2% Series 1954.....	(1)	(e)	Dec. 2, 1949.....	Dec. 1, 1954.....	do.....	Par.....	142,000,000.00.....	142,000,000.00.....
2% Series 1955.....	(1)	(e)	Dec. 1, 1950.....	Dec. 1, 1955.....	do.....	Par.....	83,000,000.00.....	83,000,000.00.....
2% Series 1956.....	(1)	(e)	Dec. 1, 1951.....	Dec. 1, 1956.....	do.....	Par.....	423,000,000.00.....	423,000,000.00.....
Federal home loan banks (notes):			Various dates from:	Redeemable after 1 year from date of issue; and payable on:				
2% Series 1953.....	(1)	(e)	Oct. 8, 1948.....	June 30, 1953.....	June 30, Dec. 31.....	Par.....	50,000,000.00.....	43,400,000.00.....
2% Series 1955.....	(1)	(e)	Sept. 15, 1950.....	June 30, 1955.....	do.....	Par.....	3,000,000.00.....	3,000,000.00.....
1 1/2% Series 1955.....	(1)	(e)	Aug. 15, 1950.....	June 30, 1955.....	do.....	Par.....	31,700,000.00.....	30,900,000.00.....
1 1/2% Series 1956.....	(1)	(e)	Jan. 17, 1952.....	June 30, 1956.....	do.....	Par.....	86,200,000.00.....	82,900,000.00.....
Federal old-age and survivors insurance trust fund (certificates): 2 1/4% Series 1953.....	(1)	(e)	June 30, 1952.....	On demand on: June 30, 1953.....	do.....	Par.....	14,046,900,000.00.....	14,046,900,000.00.....
Federal Savings and Loan Insurance Corporation (notes):			Various dates from June 30:	Redeemable after 1 year from date of issue; and payable on:				
2% Series 1953.....	(1)	(e)	1948.....	June 30, 1953.....	do.....	Par.....	41,000,000.00.....	36,640,000.00.....
2% Series 1954.....	(1)	(e)	1949.....	June 30, 1954.....	do.....	Par.....	25,150,000.00.....	25,150,000.00.....
2% Series 1955.....	(1)	(e)	1950.....	June 30, 1955.....	do.....	Par.....	17,450,000.00.....	15,250,000.00.....
2% Series 1956.....	(1)	(e)	June 26, 1952.....	June 30, 1956.....	do.....	Par.....	2,000,000.00.....	2,000,000.00.....
Foreign service retirement fund (notes):			Various dates from June 30:	Redeemable after 1 year from date of issue; and payable on:				
4% Series 1953.....	(1)	(e)	1948.....	June 30, 1953.....	June 30.....	Par.....	4,009,000.00.....	4,009,000.00.....
4% Series 1954.....	(1)	(e)	1949.....	June 30, 1954.....	do.....	Par.....	4,260,000.00.....	4,260,000.00.....
4% Series 1955.....	(1)	(e)	1950.....	June 30, 1955.....	do.....	Par.....	2,739,000.00.....	2,739,000.00.....
4% Series 1956.....	(1)	(e)	1951.....	June 30, 1956.....	do.....	Par.....	2,436,000.00.....	2,436,000.00.....
4% Series 1957.....	(1)	(e)	June 30, 1952.....	June 30, 1957.....	do.....	Par.....	2,644,000.00.....	2,644,000.00.....
			Various dates from June 30:	Redeemable after 1 year from date of issue; and payable on:				
3% Series 1953.....	(1)	(e)	1948.....	June 30, 1953.....	do.....	Par.....	87,500.00.....	87,500.00.....
3% Series 1954.....	(1)	(e)	1949.....	June 30, 1954.....	do.....	Par.....	83,500.00.....	83,500.00.....
3% Series 1955.....	(1)	(e)	1950.....	June 30, 1955.....	do.....	Par.....	125,000.00.....	125,000.00.....
3% Series 1956.....	(1)	(e)	1951.....	June 30, 1956.....	do.....	Par.....	101,000.00.....	101,000.00.....
3% Series 1957.....	(1)	(e)	June 30, 1952.....	June 30, 1957.....	do.....	Par.....	107,000.00.....	107,000.00.....

Footnotes at end of table.

TABLE 18.—Description of public debt issues outstanding June 30, 1952—Continued

Title of loan and rate of interest	Authorizing act	Tax status	Date of loan	When redeemable or payable ¹	Interest payment date	Average price received (per \$100)	Amount issued	Amount retired	Amount outstanding
INTEREST-BEARING DEBT—Continued									
Special issues—Continued									
Government life insurance fund (certificates): 3½% Series 1953.	(1)	(e)	June 30, 1952.....	On demand on: June 30, 1953.	June 30.....	Par.....	\$1, 300, 500, 000.00		\$1, 300, 500, 000.00
Housing insurance fund (notes): 2% Series 1956.	(1)	(e)	June 17, 1952.....	Redeemable after 1 year from date of issue; and payable on: June 30, 1956.	June 30, Dec. 31...	Par.....	200, 000.00		200, 000.00
National service life insurance fund (notes):			Various dates from June 30:	Redeemable after 1 year from date of issue and payable on:					
3% Series 1953.....	(1)	(e)	1948.....	June 30, 1953..	June 30.....	Par.....	1, 158, 700, 000.00		1, 158, 700, 000.00
3% Series 1954.....	(1)	(e)	1949.....	June 30, 1954..	do.....	Par.....	2, 597, 000, 000.00		2, 597, 000, 000.00
3% Series 1955.....	(1)	(e)	1950.....	June 30, 1955..	do.....	Par.....	292, 459, 000.00		292, 459, 000.00
3% Series 1956.....	(1)	(e)	1951.....	June 30, 1956..	do.....	Par.....	792, 000, 000.00		792, 000, 000.00
3% Series 1957.....	(1)	(e)	June 30, 1952.....	June 30, 1957..	do.....	Par.....	350, 485, 000.00		350, 485, 000.00
Postal Savings System (notes):			Various dates from:	Redeemable after 1 year from date of issue and payable on:					
2% Series 1953.....	(1)	(e)	Mar. 17, 1949...	June 30, 1953..	June 30, Dec. 31...	Par.....	100, 000, 000.00	\$54, 000, 000.00	46, 000, 000.00
2% Series 1955.....	(1)	(e)	June 30, 1950...	June 30, 1955..	do.....	Par.....	124, 000, 000.00		124, 000, 000.00
2% Series 1956.....	(1)	(e)	June 30, 1951...	June 30, 1956..	do.....	Par.....	40, 000, 000.00		40, 000, 000.00
2% Series 1957.....	(1)	(e)	June 30, 1952.....	June 30, 1957..	do.....	Par.....	341, 000, 000.00		341, 000, 000.00
Railroad retirement account (notes):			Various dates from June 30:	Redeemable after 1 year from date of issue and payable on:					
3% Series 1953.....	(1)	(e)	1948.....	June 30, 1953..	June 30.....	Par.....	609, 000, 000.00		609, 000, 000.00
3% Series 1954.....	(1)	(e)	1949.....	June 30, 1954..	do.....	Par.....	631, 000, 000.00		631, 000, 000.00
3% Series 1955.....	(1)	(e)	1950.....	June 30, 1955..	do.....	Par.....	613, 590, 000.00		613, 590, 000.00
3% Series 1956.....	(1)	(e)	1951.....	June 30, 1956..	do.....	Par.....	643, 729, 000.00		643, 729, 000.00
3% Series 1957.....	(1)	(e)	June 30, 1952.....	June 30, 1957..	do.....	Par.....	365, 825, 000.00		365, 825, 000.00

Unemployment trust fund (certificates): 2½% Series 1953.....	(1)	(e)	-----do-----	On demand on: June 30, 1953...	June 30, Dec. 31...	Par.....	7,745,000,000.00	-----	7,745,000,000.00
War housing insurance fund (notes): 2% Series 1955.....	(1)	(e)	Various dates from: May 16, 1951...	June 30, 1955...	-----do-----	Par.....	6,600,000.00	6,000,000.00	600,000.00
2% Series, 1956.....	(1)	(e)	July 31, 1951...	June 30, 1956...	-----do-----	Par.....	13,700,000.00	12,000,000.00	1,700,000.00
Total special issues.....							38,004,997,728.00	266,060,728.00	37,738,937,000.00
Total interest-bearing debt.							326,568,258,587.88	69,727,383,634.99	256,840,874,952.89
MATURED DEBT ON WHICH INTEREST HAS CEASED									
Old debt matured—issued prior to April 1, 1917. ¹³	(1)								1,881,170.26
2½% Postal savings bonds...	(3)								643,120.00
Liberty bonds and Victory notes at various interest rates.	(1)								8,265,650.00
Treasury bonds, at various interest rates.	(1)								68,406,750.00
Adjusted service bonds of 1945.	(1)								5,163,500.00
Treasury notes, at various interest rates.	(1)								14,356,550.00
Treasury notes, tax series...	(1)								1,024,075.00
Treasury savings notes.....	(1)								26,993,600.00
Certificates of indebtedness at various interest rates.	(1)								9,558,650.00
Treasury bills.....	(1)								18,360,000.00
Treasury savings certificates.	(1)								101,150.00
United States savings bonds.	(1)								121,262,875.00
Armed forces leave bonds...	(1)								76,315,450.00
Total matured debt on which interest has ceased.									351,832,540.26

Footnotes at end of table.

TABLE 18.—Description of public debt issues outstanding June 30, 1952—Continued

Title of loan	Amount issued	Amount outstanding
DEBT BEARING NO INTEREST		
Special notes of the United States (issued pursuant to the provisions of the Bretton Woods Agreements Act, approved July 31, 1945, and under the authority of and subject to the provisions of the Second Liberty Bond Act, as amended. The notes are nonnegotiable, bear no interest, and are payable on demand):		
International Monetary Fund series.....		\$1,274,000,000.00
United States savings stamps (Public Debt Act of 1942).....		50,073,686.15
Excess profits tax refund bonds (issued under the authority of and subject to the provisions of the Second Liberty Bond Act, as amended, and Sections 780 to 783, inclusive, of the Internal Revenue Code, as amended. Issued in series depending upon the tax years for which credits are available and in amounts certified to the Secretary of the Treasury by the Commissioner of Internal Revenue. Bear no interest and mature at yearly intervals after the cessation of hostilities, as provided by Section 780 (E) of the Internal Revenue Code, as amended, and are redeemable at the option of the owner on or after January 1, 1946):		
First Series.....		876,806.34
Second Series.....		810,773.28
Total.....		1,687,579.62
Old demand notes (acts of July 17, 1861 (12 Stat. 259); Aug. 5, 1861 (12 Stat. 313); Feb. 12, 1862 (12 Stat. 338)). (Greatest amount ever authorized to be outstanding, \$60,000,000).....	¹⁴ \$60,030,000.00	52,917.50
Fractional currency (acts of July 17, 1862 (12 Stat. 592); March 3, 1863 (12 Stat. 711); June 30, 1864 (13 Stat. 220)). (Greatest amount ever authorized to be outstanding, \$50,000,000).....	¹⁴ 368,724,080.00	¹⁵ 1,966,795.18
Legal tender notes (acts of Feb. 25, 1862 (12 Stat. 345); July 11, 1862 (12 Stat. 532); Mar. 3, 1863 (12 Stat. 710); May 31, 1878 (20 Stat. 87); Mar. 14, 1900 (31 Stat. 45); Mar. 4, 1907 (34 Stat. 1200)). (Greatest amount ever authorized to be outstanding, \$450,000,000).....	346,681,016.00	346,681,016.0
Less gold reserve.....		156,039,430.93
National bank notes (redemption account) (the act of July 14, 1890 (26 Stat. 289), provides that balances standing with the Treasurer of the United States to the respective credits of national banks for deposits made to redeem the circulating notes of such banks, and all deposits thereafter received for like purpose, shall be covered into the Treasury as a miscellaneous receipt, and the Treasurer of the United States, shall redeem from the general cash in the Treasury the circulating notes of said banks which may come into his possession subject to redemption, * * * and the balance remaining of the deposits so covered shall, at the close of each month, be reported on the monthly public debt statement as debts of the United States bearing no interest). (Authorized to be outstanding at one time. Indefinite).....		301,467,314.50
Thrift and Treasury savings stamps, unclassified sales, etc.....		3,716,856.50
Total debt bearing no interest.....		1,823,606,734.52
Gross debt (including \$9,564,433,070.35 debt incurred to finance expenditures of Government corporations for which obligations of such corporations are held by the Treasury).....		259,016,314,227.67
Guaranteed obligations not owned by the Treasury.....		45,040,114.65
Total gross public debt and guaranteed obligations.....		259,061,354,342.32

¹ Sept. 24, 1917, as amended.

² Aug. 5, 1909, Feb. 4, 1910, and Mar. 2, 1911.

³ June 25, 1910.

⁴ Various.

⁵ Redeemable at the option of the United States on and after dates indicated, except where otherwise stated. In case of Treasury bonds and Treasury Bonds, Investment Series B-1975-80, now outstanding, such bonds may be redeemed only on interest dates, and 4 months' notice of redemption must be given.

⁶ Treasury bills are noninterest-bearing and are sold on a discount basis with competitive bids for each issue. The average sale price of these series gives an approximate yield on a bank discount basis (360 days a year) as indicated opposite each issue of bills. This yield differs slightly from the yield on a true discount basis (365 days a year) which is shown in the summary of table 17.

⁷ Includes exchanges made by the Federal Reserve System of \$1,000,000,000 of Treasury Bonds, Investment Series B-1975-80, for Treasury notes of Series EA-1956; \$500,000,000 for Treasury notes of Series EO-1956; and \$500,000,000 for Treasury notes of Series EA-1957.

⁸ Not called for redemption on first call date. Callable on succeeding interest payment dates.

⁹ Redeemable, at par and accrued interest, to date of payment, at any time upon the death of the owner at the option of the duly constituted representative of the deceased owner's estate, provided entire proceeds of redemption are applied to payments of the Federal estate taxes due from deceased owner's estate.

¹⁰ Amounts issued and retired for Series E and F, inclusive, include accrued discount; amounts outstanding are stated at current redemption values. Amounts issued, retired, and outstanding for Series G, H, and K are stated at par value.

¹¹ Owners have the option of retaining the matured bonds for a further 10-year period and earning interest upon maturity values thereof. During this additional 10-year period interest on bonds bearing issue dates of May 1, 1941, through Apr. 1, 1942, will accrue at the rate of 2½ percent simple interest each year for the first 7½ years, and then increase for the remaining 2½ years to bring the aggregate interest return to approximately 2.9 percent, compounded semiannually. On bonds bearing issue dates of May 1, 1942, and subsequent dates, interest will accrue after maturity at the rate of approximately 3 percent per annum, compounded semiannually, for each half-year period of the extension period. Matured Series E bonds in amounts of \$500 (maturity value), or multiples thereof, may be exchanged for Series K bonds (Treasury Department Circular 906, Apr. 29, 1952).

¹² Deduct.

¹³ For detailed information see 1951 annual report, page 772.

¹⁴ Includes amounts authorized to be outstanding at present time and amounts issued on deposits including reissues.

¹⁵ After deducting amounts officially estimated to have been lost or irrevocably destroyed.

¹⁶ For summary on basis of daily Treasury statement, see table 17.

TAX EXEMPTIONS:

(a) Any income derived from Treasury bills, whether interest or gain from their sale or other disposition does not have any exemption, as such, and loss from the sale or other disposition of any such bills does not have any special treatment, as such, under the Internal Revenue Code or laws amendatory or supplementary thereto. The bills are subject to estate, inheritance, gift, or other excise taxes whether Federal or State, but are exempt from all taxation, now or hereafter imposed on the principal or interest thereof by any State, or any of the possessions of the United States, or by any local tax-

ing authority. For purposes of taxation the amount of discount at which the bills are originally sold by the United States is to be considered to be interest.

(b) Income derived from these securities is subject to all taxes now or hereafter imposed under the Internal Revenue Code or laws amendatory or supplementary thereto. The securities are subject to estate, inheritance, gift, or other excise taxes, whether Federal or State, but are exempt from all taxation now or hereafter imposed on the principal or interest thereof by any State, or any of the possessions of the United States, or by any local taxing authority. The following is applicable to savings bonds only: For the purposes of taxation any increment in value of savings bonds represented by the difference between the price paid and the redemption value received (whether at or before maturity) shall be considered as interest.

Attention is invited to Treasury Decision 4550 ruling that bonds, notes, bills, and certificates of indebtedness of the Federal Government or its agencies, and the interest thereon, are not exempt from the gift tax.

(c) Exempt, both as to principal and interest, from all taxation now or hereafter imposed by the United States, any State, or any of the possessions of the United States, or by any local taxing authority, except (a) estate or inheritance taxes, and (b) graduated additional income taxes, commonly known as surtaxes, and excess profits and war profits taxes, now or hereafter imposed by the United States, upon the income or profits of individuals, partnerships, associations, or corporations. The interest on an amount of bonds authorized by the act approved Sept. 24, 1917, as amended, the principal of which does not exceed in the aggregate \$5,000 owned by any individual, partnership, association, or corporation, shall be exempt from the taxes provided for in clause (b) above. The following is applicable to savings bonds only: For the purposes of determining taxes and tax exemptions the increment in value of savings bonds represented by the difference between the price paid and the redemption value received (whether at or before maturity) shall be considered as interest.

(d) Exempt from the payment of all taxes or duties of the United States, as well as from all taxation in any form by or under State, municipal, or local authority. (The Supreme Court has held that this exemption does not extend to estate or inheritance taxes imposed by Federal or State authority.)

(e) These issues being investments of various Government funds and payable only for the account of such funds have no present tax liability.

In hands of foreign holders.—Applicable only to securities issued prior to Mar. 1, 1941: Bonds, notes, and certificates of indebtedness of the United States, shall, while beneficially owned by a nonresident alien individual, or a foreign corporation, partnership, or association, not engaged in business in the United States, be exempt, both as to principal and interest from any and all taxation now or hereafter imposed by the United States, any State, or any of the possessions of the United States, or by any local taxing authority.

MEMORANDUM RELATING TO OTHER OBLIGATIONS

	Amount
Obligations of the United States payable on presentation:	
United States registered interest checks payable.....	\$11,870,760.94
United States interest coupons due and outstanding.....	111,847,473.22
Interest payable with and accrued discount added to principal of United States securities exclusive of transfer and counter warrant transactions.....	124,546,840.01
Settlement warrant checks outstanding.....	15,610.68
Total.....	248,280,684.85

TABLE 19.—Description of guaranteed obligations held outside the Treasury, June 30, 1952

[On basis of daily Treasury statements, see p. 501]

Title	Tax status	Date of issue	Redeemable (on and after)	Payable	Interest payable	Amount		
						Principal	Interest ¹	Total
UNMATURED OBLIGATIONS								
Commodity Credit Corporation, act of Mar. 8, 1938, as amended:								
1½% demand obligations.....	(2)	Various.....		On demand.....	Monthly.....	\$558, 109. 81		² \$558, 109. 81
Federal Housing Administration:								
Mutual mortgage insurance fund, act of June 27, 1934, as amended:								
3% debentures, Series A.....	(4)	do.....		⁽³⁾ July 1, 1952.....	Jan. 1, July 1.....	7, 303, 886. 23		
3% debentures, Series A.....	(4)	do.....		⁽³⁾ July 1, 1952.....	July 1.....	43, 000. 00		
2¾% debentures, Series E.....	(4)	do.....		⁽⁶⁾ July 1, 1952.....	Jan. 1, July 1.....	718, 550. 00		
2¾% debentures, Series E (9th called).....	(4)	do.....	(Called for redemption July 1, 1952)	July 1.....	July 1.....	1, 094, 850. 00		
2½% debentures, Series K.....	(2)	do.....	⁽⁶⁾ 10 years after date of debenture.	Jan. 1, July 1.....	Jan. 1, July 1.....	6, 550. 00		
2½% debentures, Series K (1st called).....	(2)	do.....	(Called for redemption July 1, 1952)	July 1.....	July 1.....	12, 750. 00		
War housing insurance fund, act of Mar. 28, 1941, as amended:								
2½% debentures, Series H.....	(2)	do.....	⁽⁶⁾ 10 years after date of debenture.	Jan. 1, July 1.....	Jan. 1, July 1.....	22, 726, 950. 00		
2½% debentures, Series H (10th called).....	(2)	do.....	(Called for redemption July 1, 1952)	July 1.....	July 1.....	11, 628, 000. 00		43, 534, 536. 23
Total unmatured obligations.....						44, 092, 646. 04		44, 092, 646. 04
MATURED OBLIGATIONS								
Commodity Credit Corporation.....							\$11. 25	11. 25
Federal Farm Mortgage Corporation.....						521, 100. 00	69, 684. 99	590, 784. 99
Federal Housing Administration.....							8, 733. 69	8, 733. 69
Home Owners' Loan Corporation.....						951, 600. 00	135, 712. 48	1, 087, 312. 48
Reconstruction Finance Corporation.....							19. 25	19. 25
Total matured obligations.....						1, 472, 700. 00	214, 161. 66	⁷ 1, 686, 861. 66
Total based on guarantees.....						⁸ 45, 565, 346. 04	214, 161. 66	45, 779, 507. 70

NOTE.—For obligations held by Treasury and reflected in the public debt, see table 67.

¹ Does not include accrued interest.

² Income derived from these securities is subject to all taxes, now or hereafter imposed under the Internal Revenue Code or laws amendatory or supplementary thereto. The securities are subject to surtaxes, estate, inheritance, gift, or other excise taxes, whether Federal or State, but are exempt from all taxation now or hereafter imposed on the principal or interest thereof by any State, municipality, or local taxing authority.

³ Represents balances of outstanding obligations as of May 31, 1952, on account of drafts and invoices paid by banks for account of the Commodity Credit Corporation.

⁴ The National Housing Act as amended by the National Housing Act Amendments of 1938, approved Feb. 3, 1938, reads in part as follows: "Such debentures as are issued in exchange for property covered by mortgages insured under section 203 or section 207 prior to the date of enactment of the National Housing Act Amendments of 1938 shall be subject only to such Federal, State, and local taxes as the mortgages in exchange for which they are issued would be subject to in the hands of the holder of the debentures.

• • • Such debentures as are issued in exchange for property covered by mortgages

insured after the date of enactment of the National Housing Act Amendments of 1938 shall be exempt, both as to principal and interest, from all taxation (except surtaxes, estate, inheritance, and gift taxes) now or hereafter imposed by the United States, by any Territory, dependency, or possession thereof, or by any State, county, municipality, or local taxing authority." Under the Public Debt Act of 1941, interest upon and gain from the sale of debentures shall have no exemption under the Internal Revenue Code or laws amendatory or supplementary thereto, except such debentures as may be issued on contracts entered into prior to Mar. 1, 1941.

⁵ Payable 3 years after the first day of July following the maturity date of the mortgage for which each debenture was issued.

⁶ Redeemable on any interest day or days, on 3 months' notice.

⁷ Funds have been deposited with the Treasurer of the United States for payment of outstanding matured principal and interest obligations guaranteed by the United States.

⁸ Amount outstanding on basis of Public Debt accounts is shown in table 17.

TABLE 20.—Description of contingent liabilities outstanding June 30, 1952 ¹

[On basis of daily Treasury statements, see p. 501]

Title and authorizing act	Tax status	Date of issue	Payable	Interest payable	Rate of interest	Amount		
						Principal	Accrued interest	Total
ON CREDIT OF THE UNITED STATES								
U. S. Postal Savings System—funds due depositors, act of June 25, 1910, as amended. ²	(¹)	Date of deposit....	On demand....	(¹)	<i>Percent</i> 2	\$2,714,286,665.00	\$108,670,901.16	³ \$2,822,957,566.16
Canal Zone Postal Savings System—funds due depositors, act of June 13, 1940. ²	(²)	do.....	do.....	(¹)	2	7,105,950.00	259,299.82	⁶ 7,365,249.82
Total.....						2,721,392,615.00	108,930,200.98	2,830,322,815.98
OTHER OBLIGATIONS								
Federal Reserve notes (face amount), act of Dec. 23, 1913, as amended. ⁵								⁸ 23,890,163,988.98

¹ Does not include contingent liability on guaranteed and insured loans to veterans which, as of Dec. 31, 1951, amounted to \$6,883,200,000; also does not include contingent liability on war production and contract termination guaranteed loans of the Department of the Army which, as of May 31, 1952, amounted to \$612,832.58; and contingent liability on loans guaranteed by various agencies pursuant to Defense Production Act of 1950, which as of May 31, 1952, amounted to \$695,813,711.03.

² The faith of the United States is solemnly pledged to payment of deposits made in postal savings depository offices with accrued interest thereon.

³ Under Public Debt Act of 1941, income derived from deposits made subsequent to Mar. 1, 1941, is subject to all Federal taxes.

⁴ Interest payable quarterly from first day of month next following date of deposit.

⁵ Figures are as of Nov. 30, 1951, the latest available. Offset by cash in designated depository banks amounting to \$25,273,084.51; which is secured by the pledge of collateral as provided in the Regulations of the Postal Savings System, having a face value of \$24,926,500; cash in possession of System amounting to \$150,391,211.85; Government securities with a face value of \$2,647,975,670; and other net assets of \$7,723,879.20.

⁶ Figures are as of May 31, 1952, the latest available. Offset by cash on hand and in depository banks amounting to \$346,478.26; Government securities with a face value of \$7,100,000; and other assets.

⁷ Federal Reserve notes are obligations of the United States and shall be receivable by all national and member banks and Federal Reserve Banks and for all taxes, customs, and other public dues. They are redeemable in lawful money on demand at the Treasury Department, Washington, D. C., or at any Federal Reserve Bank.

⁸ Figures are as of May 31, 1952, the latest available. In actual circulation, exclusive of \$677,137,316.02 redemption fund deposited in the Treasury and \$844,207,460 of their own Federal Reserve notes held by the issuing banks. The collateral security for Federal Reserve notes issued consists of \$13,099,000,000 in gold certificates and in credits with the Treasurer of the United States payable in gold certificates, \$13,175,000,000 face amount of U. S. Government securities, and \$736,257,000 face amount of commercial paper. Notes issued by a Federal Reserve Bank, are a first lien against the assets of such Bank.

TABLE 21.—Statutory limitation on the public debt and guaranteed obligations,
June 30, 1952

[In millions of dollars]

PART I.—STATUS UNDER LIMITATION, JUNE 30, 1952

	Amount
Maximum amount of securities which may be outstanding at any one time, under limitation imposed by the Second Liberty Bond Act, as amended (31 U. S. C. 757b).....	275,000
Amount of securities outstanding subject to such statutory debt limitation:	
U. S. Government securities issued under the Second Liberty Bond Act, as amended.....	258,461
Guaranteed securities (excluding those held by the Treasury).....	46
Total amount of securities outstanding subject to statutory debt limitation.....	258,507
Balance issuable under limitation.....	16,493

PART II. APPLICATION OF LIMITATION TO PUBLIC DEBT AND GUARANTEED
SECURITIES OUTSTANDING JUNE 30, 1952

Class of security	Subject to statutory debt limitation	Not subject to statutory debt limitation	Total outstanding
Public debt:			
Interest-bearing securities:			
Marketable:			
Treasury bills.....	17,219		17,219
Certificates of indebtedness.....	28,423		28,423
Treasury notes.....	18,963		18,963
Treasury bonds—bank eligible.....	48,200		48,200
Treasury bonds—bank restricted ¹	27,460		27,460
Postal savings and Panama Canal bonds.....		142	142
Total marketable.....	140,205	142	140,407
Nonmarketable:			
U. S. savings bonds (current redemption value).....	57,685		57,685
Treasury savings notes.....	6,612		6,612
Depository bonds.....	373		373
Treasury bonds, investment series.....	14,046		14,046
Total nonmarketable.....	78,717		78,717
Special issues to Government agencies and trust funds.....	37,739		37,739
Total interest-bearing securities.....	256,721	142	256,863
Matured securities on which interest has ceased.....	415	4	419
Debt bearing no interest:			
United States savings stamps.....	50		50
Excess profits tax refund bonds.....	2		2
Special notes of the United States:			
International Monetary Fund Series.....	1,274		1,274
United States notes (less gold reserve).....		191	191
Deposits for retirement of national bank and Federal Reserve Bank notes.....		301	301
Other debt bearing no interest.....		6	6
Total debt bearing no interest.....	1,326	498	1,824
Total public debt.....	258,461	644	259,105
Guaranteed securities (excluding those held by the Treasury):			
Interest-bearing.....	44		44
Matured.....	1		1
Total guaranteed securities.....	46		46
Total public debt and guaranteed securities.....	258,507	644	259,151

¹ Issues which commercial banks may not acquire prior to specified dates (with minor exceptions). See table 118, footnote 5.

Operations In The Public Debt, Etc.

TABLE 22.—Public debt receipts and expenditures, by security classes, monthly for fiscal year 1952 and totals for 1951 and 1952¹

[On basis of daily Treasury statements, see p. 501]

Receipts (issues)	Fiscal year 1952						
	July 1951	August 1951	September 1951	October 1951	November 1951	December 1951	January 1952
Public issues:							
Marketable obligations:							
Certificates of indebtedness, special series.						\$320,000,000.00	\$55,000,000.00
Treasury bills.....	\$4,501,454,000.00	\$5,568,921,000.00	\$4,480,942,000.00	\$5,797,825,000.00	\$7,064,625,000.00	4,488,394,000.00	5,827,627,000.00
Subtotal.....	4,501,454,000.00	5,568,921,000.00	4,480,942,000.00	5,797,825,000.00	7,064,625,000.00	4,808,394,000.00	5,882,627,000.00
Exchanges:							
Certificates of indebtedness.....	14,894,000.00	5,215,869,000.00	577,224,000.00	12,698,486,000.00	965,000.00	1,061,477,000.00	1,157,000.00
Treasury bills.....	303,461,000.00	533,815,000.00	228,388,000.00	239,266,000.00	289,309,000.00	222,473,000.00	279,171,000.00
Treasury bonds.....							
Treasury notes.....	1,002,383,000.00	1,365,000.00	2,775,000.00	3,502,174,000.00	3,136,000.00	2,393,000.00	12,612,000.00
Subtotal.....	1,320,738,000.00	5,751,049,000.00	808,387,000.00	13,439,926,000.00	293,410,000.00	1,286,343,000.00	292,943,000.00
Total marketable obligations.....	5,822,192,000.00	11,319,970,000.00	5,289,329,000.00	19,237,751,000.00	7,358,035,000.00	6,094,737,000.00	6,175,570,000.00
Nonmarketable obligations:							
Adjusted service bonds.....	2,400.00	4,000.00	2,400.00	4,700.00	2,550.00	1,300.00	1,800.00
Armed forces leave bonds.....	5,775.00	8,625.00	6,825.00	375.00	425.00	400.00	525.00
Depository bonds.....	8,599,000.00	10,428,500.00	9,693,000.00	7,124,000.00	5,888,000.00	4,952,000.00	8,203,000.00
Excess profits tax refund bonds.....	1,260.37	5,787.47			.05		662.04
Special notes of the United States:							
International Monetary Fund series.....		10,000,000.00			8,000,000.00		
Treasury bonds, investment series.....							
Treasury savings notes.....	524,376,100.00	343,857,300.00	492,854,200.00	317,646,100.00	339,872,900.00	305,164,400.00	583,510,800.00
United States savings bonds:							
Issue price.....	310,032,323.79	312,394,670.98	272,350,006.83	333,823,008.79	315,332,103.33	296,177,194.77	440,175,135.38
Accrued discount.....	119,980,323.78	82,099,670.59	87,614,785.19	80,848,824.33	92,155,170.71	133,119,111.13	122,243,120.66
United States savings stamps.....	854,365.33	789,952.63	851,609.35	1,552,438.65	1,462,602.72	1,518,705.84	2,014,785.19
Subtotal.....	963,849,027.53	759,576,931.73	863,372,826.37	740,998,696.77	762,713,751.71	740,932,311.74	1,156,148,504.19
Exchanges:							
Treasury bonds, investment series.....	300,000.00						
Series G savings bonds (Dept. Cir. 885).....	788,000.00	1,128,500.00	581,500.00	565,000.00	496,500.00	429,000.00	1,015,500.00
Series K savings bonds (Dept. Cir. 906).....							
Subtotal.....	1,088,000.00	1,128,500.00	581,500.00	565,000.00	496,500.00	429,000.00	1,015,500.00
Total nonmarketable obligations.....	964,937,027.53	760,705,431.73	863,954,326.37	741,563,696.77	763,210,251.71	741,361,311.74	1,157,164,004.19
Total public issues.....	6,787,129,027.53	12,080,675,431.73	6,153,283,326.37	19,979,314,696.77	8,121,245,251.71	6,836,098,311.74	7,332,734,004.19

Receipts (issues)	Fiscal year 1952					Total fiscal year 1952	Total fiscal year 1951
	February 1952	March 1952	April 1952	May 1952	June 1952		
Public issues:							
Marketable obligations:							
Certificates of indebtedness, special series.		\$947,000,000.00			\$536,000,000.00	\$1,858,000,000.00	\$100,000,000.00
Treasury bills.....	\$4,583,116,000.00	4,516,105,000.00	\$5,176,896,000.00	\$6,579,599,000.00	4,735,666,000.00	63,321,170,000.00	47,189,727,000.00
Subtotal.....	4,583,116,000.00	5,463,105,000.00	5,176,896,000.00	6,579,599,000.00	5,271,666,000.00	65,179,170,000.00	47,289,727,000.00
Exchanges:							
Certificates of indebtedness.....		8,867,497,000.00	415,000.00	50,000.00		28,438,034,000.00	9,509,163,000.00
Treasury bills.....	221,727,000.00	186,225,000.00	227,856,000.00	331,348,000.00	167,671,000.00	3,230,713,000.00	7,317,681,000.00
Treasury bonds.....		925,646,000.00	1,112,000.00	54,000.00		926,812,000.00	
Treasury notes.....	12,520,000.00	16,340,000.00	3,502,133,000.00	3,851,000.00	6,670,000.00	2,068,352,000.00	23,399,075,000.00
Subtotal.....	234,247,000.00	9,995,708,000.00	731,516,000.00	335,303,000.00	174,341,000.00	34,663,911,000.00	40,225,919,000.00
Total marketable obligations.....	4,817,363,000.00	15,458,813,000.00	5,908,412,000.00	6,914,902,000.00	5,446,007,000.00	99,843,081,000.00	87,515,646,000.00
Nonmarketable obligations:							
Adjusted service bonds.....	6,050.00	2,400.00	2,850.00	4,700.00	1,900.00	37,050.00	57,000.00
Armed forces leave bonds.....	925.00	1,800.00	1,075.00			21,200.00	771,975.00
Depository bonds.....	6,009,000.00	3,241,000.00	5,845,000.00	3,428,500.00	6,044,000.00	79,455,000.00	63,034,000.00
Excess profits tax refund bonds.....						7,709.93	125,519.95
Special notes of the United States:							
International Monetary Fund series.....	960,000,000.00				21,000,000.00	999,000,000.00	13,000,000.00
Treasury bonds, investment series.....			408,906,200.00	636,132,300.00	415,762,500.00	415,762,500.00	
Treasury savings notes.....	629,683,500.00	185,061,700.00	312,714,296.57	291,586,571.23	197,934,300.00	4,964,999,800.00	5,141,958,000.00
United States savings bonds:							
Issue price.....	337,599,936.92	330,337,832.00	83,528,259.57	97,611,796.54	364,096,844.72	3,916,619,925.31	5,141,778,719.54
Accrued discount.....	83,897,330.23	89,845,016.37	2,201,458.35	1,689,255.55	134,077,089.89	1,207,020,498.99	1,149,408,944.65
United States savings stamps.....	1,636,703.68	2,010,898.00			1,278,785.50	17,861,560.79	14,380,547.11
Subtotal.....	2,018,831,595.83	610,500,646.37	813,196,989.49	1,030,453,123.32	1,140,195,420.11	11,600,769,825.16	11,524,263,666.35
Exchanges:							
Treasury bonds, investment series.....					1,174,006,500.00	1,174,306,500.00	13,573,926,000.00
Series G savings bonds (Dept. Cir. 885).....	1,604,500.00	810,500.00	613,200.00	391,300.00	171,500.00	8,595,000.00	1,123,500.00
Series K savings bonds (Dept. Cir. 906).....				5,500.00	132,500.00	138,000.00	
Subtotal.....	1,604,500.00	810,500.00	613,200.00	396,800.00	1,174,310,500.00	1,183,039,500.00	13,575,049,500.00
Total nonmarketable obligations.....	2,020,436,095.83	611,311,146.37	813,810,189.49	1,030,849,923.32	2,314,505,920.11	12,783,809,325.16	25,099,313,166.35
Total public issues.....	6,837,799,095.83	16,070,124,146.37	6,722,222,189.49	7,945,751,923.32	7,760,512,920.11	112,626,890,325.16	112,614,959,166.35

Footnotes at end of table.

TABLE 22.—Public debt receipts and expenditures, by security classes, monthly for fiscal year 1952 and totals for 1951 and 1952¹—Continued

Receipts and expenditures	Fiscal year 1952						
	July 1951	August 1951	September 1951	October 1951	November 1951	December 1951	January 1952
RECEIPTS (ISSUES)							
Special issues:							
Adjusted service certificate fund (certificates)							\$5,215,000.00
Canal Zone, Postal Savings System (notes)							250,000.00
Civil service retirement fund (notes)	\$34,318,000.00	\$31,986,000.00	\$343,035,000.00	\$34,889,000.00	\$36,843,000.00	\$34,131,000.00	35,507,000.00
Farm tenant mortgage insurance fund (notes)					250,000.00		
Federal Deposit Insurance Corporation (notes)				2,000,000.00		357,000,000.00	51,000,000.00
Federal home loan banks (notes)							78,300,000.00
Federal old-age and survivors insurance trust fund (certificates)	130,000,000.00	220,000,000.00	120,000,000.00	50,000,000.00	45,200,000.00	129,500,000.00	198,700,000.00
Federal Savings and Loan Insurance Corporation (notes)							
Foreign service retirement fund (notes)	79,000.00	46,000.00	66,000.00	55,000.00	41,000.00	38,000.00	82,000.00
Government life insurance fund (certificates)							
Housing insurance fund (notes)							
National service life insurance fund (notes)	10,000,000.00		40,000,000.00		40,000,000.00	10,000,000.00	15,000,000.00
Postal Savings System (notes)							
Railroad retirement account (notes)	33,000,000.00		98,521,000.00	76,607,000.00	12,791,000.00	47,087,000.00	48,923,000.00
Unemployment trust fund (certificates)		306,000,000.00			227,000,000.00		91,000,000.00
War housing insurance fund (notes)	3,700,000.00	2,000,000.00		2,900,000.00			
Total special issues	211,097,000.00	560,032,000.00	601,622,000.00	166,451,000.00	362,125,000.00	577,756,000.00	523,977,000.00
Total public debt receipts	6,998,226,027.53	12,640,707,431.73	6,754,905,326.37	20,145,765,696.77	8,483,370,251.71	7,413,854,311.74	7,856,711,004.19
EXPENDITURES (RETIREMENTS)							
Public issues:							
Marketable obligations:							
Certificates of indebtedness	1,137,000.00	620,000.00	583,000.00	152,000.00	446,000.00	414,000.00	343,500.00
Certificates of indebtedness, special series						320,000,000.00	55,000,000.00
Postal savings bonds	3,986,760.00	195,700.00	58,280.00	31,260.00	21,100.00	11,700.00	8,488,360.00
Treasury bills	3,720,563,000.00	4,968,712,000.00	3,875,386,000.00	4,569,389,000.00	5,807,519,000.00	4,487,995,000.00	5,819,224,000.00
Treasury bonds	19,305,250.00	9,259,600.00	82,945,600.00	39,296,350.00	12,893,000.00	58,530,450.00	21,581,400.00
Treasury notes	422,322,500.00	134,678,500.00	6,271,500.00	144,133,000.00	258,344,800.00	12,855,500.00	5,749,100.00
Other	28,228.50	24,321.25	13,291.00	165,106.65	12,478.00	10,090.82	59,538.00
Subtotal	4,167,342,738.50	5,113,490,121.25	3,965,257,671.00	4,753,166,716.65	6,079,236,378.00	4,879,816,740.82	5,910,445,898.00

Receipts and expenditures	Fiscal year 1952					Total fiscal year 1952	Total fiscal year 1951
	February 1952	March 1952	April 1952	May 1952	June 1952		
RECEIPTS (ISSUES)							
Special issues:							
Adjusted service certificate fund (certificates)						\$5,215,000.00	\$5,265,000.00
Canal Zone, Postal Savings System (notes)	\$300,000.00				\$500,000.00	1,050,000.00	
Civil service retirement fund (notes)	32,318,000.00	\$37,943,000.00	\$40,995,000.00	\$32,910,000.00	640,313,000.00	1,335,188,000.00	1,059,819,000.00
Farm tenant mortgage insurance fund (notes)						250,000.00	
Federal Deposit Insurance Corporation (notes)	3,000,000.00		4,000,000.00		8,000,000.00	425,000,000.00	140,000,000.00
Federal home loan banks (notes)	14,600,000.00	5,290,000.00	7,200,000.00	500,000.00		105,850,000.00	37,000,000.00
Federal old-age and survivors insurance trust fund (certificates)	60,000,000.00	224,300,000.00	288,800,000.00	225,000,000.00	14,163,400,000.00	15,854,900,000.00	13,652,000,000.00
Federal Savings and Loan Insurance Corporation (notes)					2,000,000.00	2,000,000.00	7,150,000.00
Foreign service retirement fund (notes)	70,000.00	63,000.00	66,000.00	79,000.00	2,814,000.00	3,499,000.00	2,419,000.00
Government life insurance fund (certificates)					1,300,500,000.00	1,300,500,000.00	1,300,000,000.00
Housing insurance fund (notes)					200,000.00	200,000.00	1,100,000.00
National service life insurance fund (notes)	20,000,000.00	15,000,000.00			350,485,000.00	500,185,000.00	782,000,000.00
Postal Savings System (notes)					341,000,000.00	341,000,000.00	40,000,000.00
Railroad retirement account (notes)	14,432,000.00	44,050,000.00	55,214,000.00	89,920,000.00	423,809,000.00	944,354,000.00	621,390,000.00
Unemployment trust fund (certificates)	116,000,000.00		9,000,000.00	258,000,000.00	7,745,000,000.00	8,752,000,000.00	8,215,000,000.00
War housing insurance fund (notes)	3,100,000.00		2,000,000.00			13,700,000.00	6,600,000.00
Total special issues	263,820,000.00	326,606,000.00	407,275,000.00	606,409,000.00	24,978,021,000.00	29,585,191,000.00	25,869,743,000.00
Total public debt receipts	7,101,619,095.83	16,396,730,146.37	7,129,497,189.49	8,552,160,923.32	32,738,533,920.11	142,212,081,325.16	138,484,702,166.35
EXPENDITURES (RETIREMENTS)							
Public issues:							
Marketable obligations:							
Certificates of indebtedness	146,500.00	1,688,500.00	643,214,000.00	5,781,000.00	13,106,000.00	667,631,500.00	2,248,044,000.00
Certificates of indebtedness, special series		947,000,000.00			536,000,000.00	1,858,000,000.00	100,000,000.00
Postal savings bonds	317,460.00	109,020.00	93,260.00	71,180.00	41,300.00	13,425,380.00	3,552,920.00
Treasury bills	4,583,765,000.00	5,691,176,000.00	4,647,105,000.00	5,774,143,000.00	5,700,254,000.00	59,645,231,000.00	47,090,121,000.00
Treasury bonds	8,792,600.00	83,561,750.00	29,824,400.00	11,778,400.00	8,692,200.00	386,431,000.00	1,619,737,150.00
Treasury notes	2,044,000.00	1,226,600.00	1,135,500.00	479,700.00	318,500.00	989,559,200.00	5,519,150.00
Other	29,297.25	25,214.50	20,916.50	18,559.75	33,913.25	440,955.50	405,175.75
Subtotal	4,595,094,857.25	6,724,787,084.50	5,321,393,076.50	5,792,271,839.75	6,258,415,913.25	63,560,719,035.50	51,067,379,395.75

Footnotes at end of table.

TABLE 22.—Public debt receipts and expenditures, by security classes, monthly for fiscal year 1952 and totals for 1951 and 1952¹—Continued

Expenditures (retirements)	Fiscal year 1952						
	July 1951	August 1951	September 1951	October 1951	November 1951	December 1951	January 1952
Public issues—Continued							
Marketable obligations—Continued							
Exchanges:							
Certificates of indebtedness.....							
Treasury bills.....	\$303,461,000.00	\$533,815,000.00	\$228,388,000.00	\$239,266,000.00	\$289,309,000.00	\$222,473,000.00	\$279,174,000.00
Treasury bonds.....	4,469,000.00	20,000.00	577,224,000.00	5,317,000.00	661,000.00	1,061,477,000.00	1,157,000.00
Treasury notes.....	10,725,000.00	5,215,849,000.00		12,693,169,000.00	304,000.00		
Subtotal.....	318,655,000.00	5,749,684,000.00	805,612,000.00	12,937,752,000.00	290,274,000.00	1,283,950,000.00	280,331,000.00
Total marketable obligations.....	4,485,997,738.50	10,863,174,121.25	4,770,869,671.00	17,690,915,716.68	6,369,510,378.00	6,163,766,740.82	6,190,776,898.00
Nonmarketable obligations:							
Adjusted service bonds.....	103,950.00	67,300.00	58,250.00	76,830.00	61,700.00	36,650.00	80,000.00
Armed forces leave bonds.....	10,119,375.00	7,888,075.00	5,570,275.00	10,093,825.00	6,986,750.00	5,127,775.00	6,117,125.00
Depository bonds.....	3,422,000.00	448,000.00	606,000.00	1,830,000.00	7,535,000.00	422,000.00	1,330,000.00
Excess profits tax refund bonds.....	38,959.31	21,599.06	287,923.95	18,824.26	19,438.68	18,222.31	25,081.17
Special notes of the United States:							
International Monetary Fund series.....						5,000,000.00	5,000,000.00
Treasury bonds, investment series.....	80,000.00	175,000.00	75,000.00	338,000.00	25,000.00	325,000.00	75,000.00
Treasury tax and savings notes:							
Cash redemptions.....	371,121,625.00	205,915,900.00	578,433,150.00	321,799,100.00	297,390,200.00	358,868,950.00	530,409,725.00
Received for taxes.....	46,655,200.00	12,657,725.00	183,153,550.00	70,186,700.00	10,515,600.00	121,846,500.00	62,907,050.00
United States savings bonds:							
Matured:							
Issue price.....	36,284,643.75	38,648,906.25	25,136,456.25	34,419,843.75	28,344,022.50	40,454,831.25	75,036,224.25
Accrued discount.....	12,094,881.25	12,882,968.75	8,378,818.75	11,473,281.25	9,453,678.74	13,505,547.06	25,059,182.47
Unmatured:							
Issue price.....	416,863,402.75	388,218,845.25	316,399,954.75	369,993,210.25	317,188,687.25	307,958,499.50	319,676,342.75
Accrued discount.....	26,171,126.64	25,880,957.00	21,032,783.53	25,924,042.75	21,399,997.03	20,224,000.38	20,793,558.85
Unclassified ²	10,020,655.99	29,879,771.20	18,686,732.58	31,937,321.44	12,826,070.16	18,529,101.08	51,655,721.09
United States savings stamps.....	1,428,396.60	1,431,240.10	1,120,406.60	1,461,405.20	1,215,303.35	1,142,386.50	1,213,348.35
Subtotal.....	914,362,904.31	664,356,745.21	1,158,939,301.41	815,677,761.02	687,309,307.39	893,459,463.08	1,099,378,358.93
Exchanges:							
Treasury bonds, investment series..... ²	1,002,383,000.00	1,365,000.00	2,775,000.00	502,174,000.00	3,136,000.00	2,393,000.00	12,612,000.00
Series E savings bonds:							
Issue price.....	591,000.00	846,375.00	436,125.00	423,750.00	372,375.00	321,750.00	761,625.00
Accrued discount.....	197,000.00	282,125.00	145,375.00	141,250.00	124,125.00	107,250.00	253,875.00
Subtotal.....	1,003,171,000.00	2,493,500.00	3,356,500.00	502,739,000.00	3,632,500.00	2,822,000.00	13,627,500.00
Total nonmarketable obligations.....	1,917,533,904.31	666,850,245.21	1,162,295,801.41	1,318,416,761.02	690,941,807.39	896,281,463.08	1,113,005,858.93
Total public issues.....	6,403,531,642.81	11,530,024,366.46	5,933,165,472.41	19,009,335,477.70	7,060,452,185.39	7,060,048,203.90	7,303,782,756.93

Expenditures (retirements)	Fiscal year 1952					Total fiscal year 1952	Total fiscal year 1951
	February 1952	March 1952	April 1952	May 1952	June 1952		
Public issues—Continued							
Marketable obligations—Continued							
Exchanges:							
Certificates of indebtedness		\$8,867,497,000.00	\$415,000.00	\$50,000.00		\$8,867,962,000.00	\$16,181,331,000.00
Treasury bills	\$221,727,000.00	186,225,000.00	227,856,000.00	331,348,000.00	\$167,671,000.00	3,230,713,000.00	7,317,681,000.00
Treasury bonds		925,646,000.00	1,112,000.00	54,000.00	1,174,006,500.00	3,751,143,500.00	22,303,494,000.00
Treasury notes						17,920,047,000.00	7,996,902,000.00
Subtotal	221,727,000.00	9,979,368,000.00	229,383,000.00	331,452,000.00	1,341,677,500.00	33,769,865,500.00	53,799,408,000.00
Total marketable obligations	4,816,821,857.25	16,704,155,084.50	5,550,776,076.50	6,123,723,839.75	7,600,093,413.25	97,330,584,535.50	104,866,787,395.75
Nonmarketable obligations:							
Adjusted service bonds	66,400.00	59,600.00	71,700.00	73,750.00	53,350.00	811,500.00	1,284,600.00
Armed forces leave bonds	4,834,625.00	2,858,850.00	1,673,875.00	3,663,625.00	3,071,750.00	68,005,925.00	160,652,875.00
Depository bonds	520,000.00	3,069,000.00	2,075,000.00	3,581,000.00	141,000.00	24,979,000.00	28,977,500.00
Excess profits tax refund bonds	130,661.85	29,891.84	19,146.93	35,755.95	9,904.99	655,410.30	853,997.87
Special notes of the United States:							
International Monetary Fund series	998,000,000.00					1,008,000,000.00	
Treasury bonds, investment series	5,000.00	25,000.00	65,000.00	70,000.00	288,000.00	1,546,000.00	1,065,000.00
Treasury tax and savings notes:							
Cash redemptions	106,270,325.00	167,056,625.00	152,536,650.00	187,807,025.00	160,088,975.00	3,437,698,250.00	4,632,987,850.00
Received for taxes	25,243,850.00	1,156,274,050.00	113,900,550.00	36,444,500.00	896,820,975.00	2,736,606,250.00	1,165,990,625.00
United States savings bonds:							
Matured:							
Issue price	76,280,418.25	63,098,962.50	60,546,018.75	54,669,712.50	54,376,125.00	587,296,165.00	612,193,462.50
Accrued discount	25,480,063.01	21,093,048.83	20,250,861.61	18,300,325.47	18,230,361.59	196,203,018.78	204,064,487.50
Unmatured:							
Issue price	300,956,356.00	330,634,087.25	341,930,427.25	321,034,492.00	314,436,946.50	4,045,291,251.50	4,976,659,118.00
Accrued discount	21,341,669.18	22,127,742.13	23,326,676.54	21,583,729.06	20,813,345.15	270,619,628.24	323,665,137.47
Unclassified	14,336,596.15	9,453,817.01	8,602,527.78	6,517,246.98	22,829,647.95	1,161,689.95	19,441,698.13
United States savings stamps	1,431,475.45	1,330,881.95	1,465,347.20	1,265,056.90	1,329,346.85	15,834,595.05	15,013,008.75
Subtotal	1,546,224,247.59	1,758,203,922.49	709,258,725.50	655,048,218.86	1,492,489,728.03	12,394,708,683.82	12,142,849,360.22
Exchanges:							
Treasury bonds, investment series	12,520,000.00	16,340,000.00	2,502,133,000.00	3,851,000.00	6,670,000.00	2,068,352,000.00	437,000.00
Series E savings bonds:							
Issue price	1,203,375.00	607,875.00	459,900.00	297,600.00	228,000.00	6,549,750.00	842,625.00
Accrued discount	401,125.00	202,625.00	153,300.00	99,200.00	76,000.00	2,183,250.00	280,875.00
Subtotal	14,124,500.00	17,150,500.00	502,746,200.00	4,247,800.00	6,974,000.00	2,077,085,000.00	1,560,500.00
Total nonmarketable obligations	1,560,348,747.59	1,775,354,422.49	1,212,004,925.50	659,296,018.86	1,499,463,728.03	14,471,793,683.82	12,144,409,860.22
Total public issues	6,377,170,604.84	18,479,509,506.99	6,762,781,002.00	6,783,019,858.61	9,099,557,141.28	111,802,378,219.32	117,011,197,255.97

Footnotes at end of table.

TABLE 22.—Public debt receipts and expenditures, by security classes, monthly for fiscal year 1952 and totals for 1951 and 1952 ¹—Continued

Expenditures (retirements)	Fiscal year 1952						
	July 1951	August 1951	September 1951	October 1951	November 1951	December 1951	January 1952
Special issues:							
Adjusted service certificate fund (certificates).....		\$50,000.00		\$50,000.00		\$50,000.00	\$5,015,000.00
Canal Zone Postal Savings System (notes).....							
Civil service retirement fund (notes).....	\$22,711,000.00	26,000,000.00	\$25,284,000.00	25,500,000.00	\$25,791,000.00	24,500,000.00	17,729,000.00
Federal Deposit Insurance Corporation (notes).....						365,000,000.00	15,000,000.00
Federal home loan bank (notes).....	10,000,000.00	2,000,000.00		5,200,000.00	6,600,000.00	1,100,000.00	
Federal old-age and survivors insurance trust fund (certificates).....							
Federal Savings and Loan Insurance Corporation (notes).....	6,722,000.00						
Foreign service retirement fund (notes).....	120,000.00	120,000.00	120,000.00	120,000.00	130,000.00	130,000.00	180,000.00
Government life insurance fund (certificates).....		4,500,000.00	3,500,000.00	3,500,000.00	4,500,000.00	5,000,000.00	2,500,000.00
Housing insurance fund (notes).....							
National service life insurance fund (notes).....	68,200,000.00	63,600,000.00	57,200,000.00	76,800,000.00	62,800,000.00	36,900,000.00	29,800,000.00
Postal Savings System (notes).....	15,000,000.00	24,000,000.00		10,000,000.00	15,000,000.00	10,000,000.00	
Railroad retirement account (notes).....				22,160,000.00		30,200,000.00	22,300,000.00
Unemployment trust fund (certificates).....	35,000,000.00		25,000,000.00	45,000,000.00		65,000,000.00	95,000,000.00
War housing insurance fund (notes).....							6,000,000.00
Total special issues.....	157,753,000.00	120,270,000.00	111,104,000.00	188,330,000.00	114,821,000.00	537,880,000.00	193,524,000.00
Other obligations (principally national and Federal Reserve Bank notes).....	2,284,200.00	2,894,769.00	1,892,975.00	2,804,020.00	2,185,220.00	1,428,500.00	2,615,450.00
Total public debt expenditures.....	6,563,568,842.81	11,653,189,135.46	6,046,162,447.41	19,200,469,497.70	7,177,458,405.39	7,599,356,703.90	7,499,922,206.93
Excess of receipts, or expenditures (—).....	434,657,184.72	987,518,296.27	708,742,878.96	945,296,199.07	1,305,911,846.32	—185,502,392.16	356,788,797.26

Expenditures (retirements)	Fiscal year 1952					Total fiscal year 1952	* Total fiscal year 1951
	February 1952	March 1952	April 1952	May 1952	June 1952		
Special issues:							
Adjusted service certificate fund (certificates).....		\$50,000.00		\$50,000.00		\$5,265,000.00	\$5,350,000.00
Canal Zone, Postal Savings System (notes).....					\$500,000.00	500,000.00	2,000,000.00
Civil service retirement fund (notes).....	\$24,000,000.00	25,000,000.00	\$20,000,000.00	26,195,000.00	448,594,000.00	711,304,000.00	486,579,000.00
Federal Deposit Insurance Corporation (notes).....					25,000,000.00	405,000,000.00	80,000,000.00
Federal home loan banks (notes).....	54,100,000.00	14,900,000.00	16,800,000.00	10,150,000.00	11,500,000.00	132,350,000.00	78,800,000.00
Federal old-age and survivors insurance trust fund (certificates).....					13,904,300,000.00	13,904,300,000.00	11,973,700,000.00
Federal Savings and Loan Insurance Corporation (notes).....					2,200,000.00	8,922,000.00	
Foreign service retirement fund (notes).....	180,000.00	180,000.00	180,000.00	180,000.00	2,134,000.00	3,774,000.00	2,402,000.00
Government life insurance fund (certificates).....		2,500,000.00	6,500,000.00		1,267,500,000.00	1,300,000,000.00	1,291,500,000.00
Housing insurance fund (notes).....						1,100,000.00	1,100,000.00
National service life insurance fund (notes).....	12,900,000.00	29,300,000.00	25,000,000.00	52,600,000.00	230,385,000.00	745,485,000.00	688,500,000.00
Postal Savings System (notes).....	30,000,000.00	10,000,000.00		24,000,000.00	358,000,000.00	496,000,000.00	1,133,000,000.00
Railroad retirement account (notes).....		21,632,000.00	36,000,000.00	36,000,000.00	327,408,000.00	495,700,000.00	264,500,000.00
Unemployment trust fund (certificates).....	15,000,000.00	90,000,000.00	50,000,000.00	5,000,000.00	7,848,000,000.00	8,273,000,000.00	7,565,000,000.00
War housing insurance fund (notes).....					12,000,000.00	18,000,000.00	
Total special issues.....	136,180,000.00	193,562,000.00	154,480,000.00	154,175,000.00	24,437,521,000.00	26,499,600,000.00	23,572,431,000.00
Other obligations (principally national and Federal Reserve Bank notes).....	1,702,275.00	2,110,245.00	3,400,561.34	1,960,420.00	1,622,500.00	26,901,135.34	36,449,446.49
Total public debt expenditures.....	6,515,052,879.84	18,675,181,751.99	6,920,661,563.34	6,939,155,278.61	33,538,700,641.28	138,328,879,354.66	140,620,077,702.46
Excess of receipts, or expenditures (—).....	586,566,215.99	—2,278,451,605.62	208,835,626.15	1,613,005,644.71	—800,166,721.17	3,883,201,970.50	—2,135,375,536.11

* Counter entry (deduct).

¹ For figures for 1933-37, see annual report for 1937, pp. 334-337, and for later years see corresponding tables in subsequent reports.

² Includes \$1,000,000,000 exchanged by the Federal Reserve System.

³ Includes \$500,000,000 exchanged by the Federal Reserve System.

⁴ Includes \$2,000,000,000 exchanged by the Federal Reserve System.

⁵ Represents redemptions not yet classified as between matured and unmatured issues.

TABLE 23.—Changes in public debt issues, fiscal year 1952

[On basis of Public Debt accounts, see p. 501]

Title	Outstanding June 30, 1951	Issues during year	Redemptions during year	Transferred to ma- tured debt	Outstanding June 30, 1952
INTEREST-BEARING DEBT					
Public issues					
Marketable:					
Treasury bills (maturity value), series maturing:					
July 5, 1951	\$1,001,554,000.00		\$1,001,554,000.00		
July 12, 1951	1,000,403,000.00		1,000,403,000.00		
July 19, 1951	1,000,536,000.00		1,000,536,000.00		
July 26, 1951	1,002,833,000.00		1,002,833,000.00		
Aug. 2, 1951	1,101,993,000.00		1,101,993,000.00		
Aug. 9, 1951	1,100,004,000.00		1,100,004,000.00		
Aug. 16, 1951	1,100,696,000.00		1,100,696,000.00		
Aug. 23, 1951	1,100,883,000.00		1,100,883,000.00		
Aug. 30, 1951	1,100,688,000.00		1,100,688,000.00		
Sept. 6, 1951	1,101,467,000.00		1,101,467,000.00		
Sept. 13, 1951	1,001,228,000.00		1,001,228,000.00		
Sept. 20, 1951	1,000,902,000.00		1,000,902,000.00		
Sept. 27, 1951	1,000,372,000.00		1,000,372,000.00		
Oct. 4, 1951		\$1,200,829,000.00	1,200,819,000.00	\$10,000.00	
Oct. 11, 1951		1,201,731,000.00	1,201,731,000.00		
Oct. 18, 1951		1,201,811,000.00	1,201,780,000.00	31,000.00	
Oct. 25, 1951		1,200,544,000.00	1,200,544,000.00		
Nov. 1, 1951		1,300,619,000.00	1,300,619,000.00		
Nov. 8, 1951		1,300,416,000.00	1,300,413,000.00	3,000.00	
Nov. 15, 1951		1,300,403,000.00	1,300,403,000.00		
Nov. 23, 1951		1,100,662,000.00	1,100,662,000.00		
Nov. 29, 1951		1,100,636,000.00	1,100,636,000.00		
Dec. 6, 1951		1,102,785,000.00	1,102,785,000.00		
Dec. 13, 1951		1,202,909,000.00	1,202,909,000.00		
Dec. 20, 1951		1,202,700,000.00	1,202,700,000.00		
Dec. 27, 1951		1,200,936,000.00	1,200,936,000.00		
Jan. 3, 1952		1,201,520,000.00	1,201,520,000.00		
Jan. 10, 1952		1,200,685,000.00	1,200,675,000.00	10,000.00	
Jan. 17, 1952		1,200,321,000.00	1,200,331,000.00	10,000.00	
Jan. 24, 1952		1,200,782,000.00	1,200,782,000.00		
Jan. 31, 1952		1,301,680,000.00	1,301,670,000.00	10,000.00	
Feb. 7, 1952		1,300,275,000.00	1,300,275,000.00		
Feb. 14, 1952		1,302,909,000.00	1,300,904,000.00	2,005,000.00	
Feb. 21, 1952		1,101,712,000.00	1,101,012,000.00	700,000.00	
Feb. 28, 1952		1,100,033,000.00	1,100,033,000.00		
Mar. 6, 1952		1,103,622,000.00	1,103,622,000.00		
Mar. 13, 1952		1,200,454,000.00	1,200,449,000.00	5,000.00	
Mar. 15, 1952 (tax anticipation)		1,233,783,000.00	1,233,454,000.00	329,000.00	
Mar. 20, 1952		1,200,816,000.00	1,200,762,000.00	54,000.00	
Mar. 27, 1952		1,204,475,000.00	1,204,475,000.00		
Apr. 3, 1952		1,201,148,000.00	1,201,088,000.00	60,000.00	
Apr. 10, 1952		1,201,177,000.00	1,201,131,000.00	46,000.00	
Apr. 17, 1952		1,202,401,000.00	1,202,366,000.00	35,000.00	
Apr. 24, 1952		1,200,690,000.00	1,200,690,000.00		

May 1, 1952		1,301,435,000.00	1,301,435,000.00		
May 8, 1952		1,302,174,000.00	1,302,154,000.00	20,000.00	
May 15, 1952		1,301,570,000.00	1,301,555,000.00	15,000.00	
May 22, 1952		1,099,998,000.00	1,099,976,000.00	22,000.00	
May 29, 1952		1,101,051,000.00	1,100,957,000.00	94,000.00	
June 5, 1952		1,100,491,000.00	1,099,995,000.00	496,000.00	
June 12, 1952		1,200,138,000.00	1,199,904,000.00	234,000.00	
June 15, 1952 (tax anticipation)		1,248,825,000.00	1,237,566,000.00	11,259,000.00	
June 19, 1952		1,200,632,000.00	1,200,197,000.00	435,000.00	
June 26, 1952		1,201,069,000.00	1,199,700,000.00	1,369,000.00	
July 3, 1952		1,201,505,000.00			\$1,201,505,000.00
July 10, 1952		1,401,772,000.00			1,401,772,000.00
July 17, 1952		1,400,888,000.00			1,400,888,000.00
July 24, 1952		1,400,587,000.00			1,400,587,000.00
July 31, 1952		1,502,963,000.00			1,502,963,000.00
Aug 7, 1952		1,303,148,000.00			1,303,148,000.00
Aug 14, 1952		1,500,972,000.00			1,500,972,000.00
Aug 21, 1952		1,303,390,000.00			1,303,390,000.00
Aug 28, 1952		1,300,474,000.00			1,300,474,000.00
Sept. 4, 1952		1,300,077,000.00			1,300,077,000.00
Sept. 11, 1952		1,200,784,000.00			1,200,784,000.00
Sept. 18, 1952		1,202,416,000.00			1,202,416,000.00
Sept. 25, 1952		1,200,060,000.00			1,200,060,000.00
Total Treasury bills	13,613,559,000.00	66,551,883,000.00	62,929,174,000.00	17,232,000.00	17,219,036,000.00
Certificates of indebtedness:					
1 1/4% Series A-1952	9,513,984,000.00	10,093,000.00	9,520,325,000.00	3,752,000.00	
1 1/4% Series B-1952		5,215,849,000.00			5,215,849,000.00
1 1/4% Series C-1952		583,202,000.00			583,202,000.00
1 1/4% Series D-1952		1,832,446,000.00			1,832,446,000.00
1 1/4% Series E-1952		10,861,027,000.00			10,861,027,000.00
1 1/4% Series F-1952		1,062,634,000.00			1,062,634,000.00
1 1/4% Series A-1953		8,867,962,000.00			8,867,962,000.00
1 1/4% special short term		1,858,000,000.00	1,858,000,000.00		
Total certificates of indebtedness	9,513,984,000.00	30,291,213,000.00	11,378,325,000.00	3,752,000.00	28,423,120,000.00
Treasury notes:					
1 1/4% Series A-1951	1,918,367,000.00		1,918,020,000.00	347,000.00	
1 1/4% Series B-1951	135,769,000.00		135,597,000.00	172,000.00	
1 1/4% Series C-1951	35,879,000.00		35,748,000.00	131,000.00	
1 1/4% Series D-1951	252,411,000.00		251,343,000.00	1,068,000.00	
1 1/4% Series E-1951	5,351,142,000.00		5,351,038,000.00	104,000.00	
1 1/4% Series F-1951	5,940,578,000.00		5,940,337,000.00	241,000.00	
1 1/4% Series G-1951	5,253,075,000.00		5,252,542,000.00	533,000.00	
1 1/4% Series A-1954	4,675,069,000.00		1,000.00		4,675,068,000.00
1 1/4% Series A-1955	5,365,079,000.00				5,365,079,000.00
1 1/4% Series B-1955	6,853,793,000.00				6,853,793,000.00
1 1/4% Series EA-1956	447,000.00	1,006,596,000.00			1,007,043,000.00
1 1/4% Series EO-1956		550,008,000.00			550,008,000.00
1 1/4% Series EA-1957		511,764,000.00			511,764,000.00
Total Treasury notes	35,801,609,000.00	2,068,368,000.00	18,904,626,000.00	2,596,000.00	18,962,755,000.00

Footnotes at end of table.

TABLE 23.—Changes in public debt issues, fiscal year 1952—Continued

Title	Outstanding June 30, 1951	Issues during year	Redemptions during year	Transferred to matured debt	Outstanding June 30, 1952
INTEREST-BEARING DEBT—Continued					
Public issues—Continued					
Marketable—Continued					
Treasury bonds:					
3% of 1951-55.....	\$755,429,000.00		\$737,211,500.00	\$18,217,500.00	
2½% of 1951-53.....	1,118,051,100.00		1,115,292,600.00	2,758,500.00	
2% of 1951-55.....	510,412,450.00				\$510,412,450.00
2½% of 1952-54.....	1,023,568,350.00		1,013,168,900.00	10,399,450.00	
2% of 1951-53.....	7,986,258,000.00		9,000.00		7,986,249,000.00
2½% of 1952-55.....	1,500,781,300.00		500.00		1,500,780,800.00
2% of 1952-54 (dated June 26, 1944).....	5,825,478,500.00		4,500.00		5,825,474,000.00
2% of 1952-54 (dated Dec. 1, 1944).....	8,661,973,000.00		3,000.00		8,661,970,000.00
2% of 1953-55.....	724,677,900.00				724,677,900.00
2½% of 1954-56.....	680,691,850.00				680,691,850.00
2½% of 1955-60.....	2,611,091,150.00				2,611,091,150.00
2½% of 1956-58.....	1,448,746,650.00				1,448,746,650.00
2½% of 1956-59.....	981,826,050.00				981,826,050.00
2½% of 1956-59.....	3,822,555,000.00		121,500.00		3,822,433,500.00
2½% of 1957-59.....		\$926,812,000.00			926,812,000.00
2½% of 1958-63.....	918,780,600.00				918,780,600.00
2½% of 1959-62 (dated June 1, 1945).....	5,284,047,000.00		2,536,500.00		5,281,510,500.00
2½% of 1959-62 (dated Nov. 15, 1945).....	3,469,633,000.00		1,253,500.00		3,468,379,500.00
2½% of 1960-65.....	1,485,384,100.00				1,485,384,100.00
2½% of 1962-67.....	2,118,141,400.00		579,000.00		2,117,562,400.00
2½% of 1963-68.....	2,830,808,500.00		1,221,000.00		2,829,587,500.00
2½% of 1964-69 (dated Apr. 15, 1943).....	3,761,189,500.00		2,035,000.00		3,759,154,500.00
2½% of 1964-69 (dated Sept. 15, 1943).....	3,837,917,500.00		2,467,000.00		3,835,450,500.00
2½% of 1965-70.....	5,197,047,500.00		436,091,500.00		4,760,956,000.00
2½% of 1966-71.....	3,480,713,000.00		484,905,000.00		2,995,808,000.00
2½% of 1967-72 (dated June 1, 1945).....	2,002,873,500.00		89,313,000.00		1,913,560,500.00
2½% of 1967-72 (dated Oct. 20, 1941).....	2,716,032,650.00		1,000.00		2,716,031,650.00
2½% of 1967-72 (dated Nov. 15, 1945).....	4,078,008,000.00		200,954,000.00		3,877,054,000.00
Total Treasury bonds.....	78,832,116,550.00	926,812,000.00	4,087,168,000.00	31,375,450.00	75,640,385,100.00

Other bonds:					
3% Panama Canal loan of 1961.....	49,800,000.00				49,800,000.00
2½% Postal savings bonds (41st to 49th series).....	106,288,960.00		13,343,280.00	526,100.00	92,419,580.00
Total other bonds.....	156,088,960.00		13,343,280.00	526,100.00	142,219,580.00
Total marketable.....	137,917,357,510.00	99,838,276,000.00	97,312,636,280.00	55,481,550.00	140,387,515,680.00
Nonmarketable:					
Treasury savings notes:					
Series C-1951.....	28,677,000.00		28,317,300.00	359,700.00	
Series D-1951.....	1,054,198,300.00		1,051,218,900.00	2,979,400.00	
Series D-1952.....	2,591,891,600.00		1,734,857,100.00	14,294,300.00	842,740,200.00
Series D-1953.....	941,101,300.00		588,494,900.00		352,606,400.00
Series D-1954.....	430,806,700.00		335,040,100.00		95,766,600.00
Series A-1954.....	2,757,699,600.00	2,511,143,400.00	1,095,002,500.00		4,173,840,500.00
Series A-1955.....		2,454,566,000.00	1,325,928,900.00		1,128,637,100.00
Total Treasury savings notes.....	7,804,374,500.00	4,965,709,400.00	6,158,859,700.00	17,633,400.00	6,593,590,800.00
United States savings bonds: 1					
Series E-1941.....	1,047,039,778.75	28,299,854.63	381,435,891.37		693,903,742.01
Series E-1942.....	3,799,009,489.75	155,055,022.02	547,067,625.02		3,406,996,886.75
Series E-1943.....	5,238,051,392.58	222,665,944.22	332,074,290.32		5,128,643,046.48
Series E-1944.....	5,783,923,759.14	256,480,148.12	371,937,972.86		5,668,465,934.40
Series E-1945.....	4,538,390,712.87	186,323,000.97	290,013,892.00		4,434,699,821.84
Series E-1946.....	2,327,138,200.36	55,079,977.10	152,993,897.94		2,229,224,279.52
Series E-1947.....	2,426,678,942.19	58,730,630.55	170,737,802.48		2,314,671,770.26
Series E-1948.....	2,662,439,443.96	65,791,365.95	211,215,666.85		2,517,015,143.06
Series E-1949.....	2,783,049,879.36	43,667,324.61	256,221,605.72		2,570,495,598.25
Series E-1950.....	2,711,021,858.20	33,529,963.82	349,579,700.45		2,394,972,121.57
Series E-1951.....	1,274,987,443.75	1,853,449,957.36	801,790,919.75		2,326,646,481.36
Series E-1952 Jan. to Apr.....		1,115,592,750.00	144,589,181.25		971,003,568.75
Series E-1952 May to Dec.....		297,830,068.75	72,187.50		297,757,881.25
Total Series E.....	34,591,730,900.91	4,372,496,008.10	4,009,730,633.51		34,954,496,275.50
Series F-1941.....	193,774,653.40	6,509,083.69	9,630,316.48		190,653,420.61
Series F-1942.....	484,027,749.63	14,790,106.36	26,253,690.59		472,564,165.40
Series F-1943.....	508,082,112.49	14,848,318.18	28,751,220.60		494,179,210.07
Series F-1944.....	588,763,847.01	17,743,317.06	29,022,975.93		577,484,188.14
Series F-1945.....	470,613,529.10	14,581,933.07	23,406,441.64		461,789,020.53
Series F-1946.....	249,395,484.93	7,370,347.55	17,914,275.50		238,851,556.98
Series F-1947.....	267,137,027.47	6,759,059.48	18,871,294.71		255,024,792.24
Series F-1948.....	448,205,340.95	8,095,463.61	18,347,002.03		437,953,802.53
Series F-1949.....	211,743,526.46	2,806,182.97	16,115,525.38		198,434,184.05
Series F-1950.....	397,185,231.00	2,866,813.85	35,052,128.95		364,999,915.90
Series F-1951.....	68,473,328.50	56,983,630.20	5,476,079.20		119,980,879.50
Series F-1952.....		41,209,009.00	35,501.50		41,173,507.50
Total Series F.....	3,887,401,830.94	194,563,265.02	228,876,452.51		3,853,088,643.45

Footnotes at end of table.

TABLE 23.—Changes in public debt issues, fiscal year 1952—Continued

Title	Outstanding June 30, 1951	Issues during year	Redemptions during year	Transferred to matured debt	Outstanding June 30, 1952
INTEREST-BEARING DEBT—Continued					
Public issues—Continued					
Nonmarketable—Continued					
United States savings bonds—Continued ²					
Series G-1941.....	\$1,005,352,900.00	-----	\$49,529,400.00	-----	\$955,823,500.00
Series G-1942.....	1,899,538,600.00	-----	85,943,900.00	-----	1,813,594,700.00
Series G-1943.....	1,946,007,800.00	-----	85,661,500.00	-----	1,860,346,300.00
Series G-1944.....	2,268,408,100.00	-----	87,883,800.00	-----	2,180,524,300.00
Series G-1945.....	2,066,174,000.00	-----	74,764,000.00	-----	1,991,410,000.00
Series G-1946.....	2,184,522,100.00	\$300.00	92,369,300.00	-----	2,092,153,100.00
Series G-1947.....	1,891,742,400.00	-----	77,280,000.00	-----	1,814,462,400.00
Series G-1948.....	2,337,153,000.00	-----	63,428,600.00	-----	2,273,724,400.00
Series G-1949.....	1,318,308,800.00	400.00	55,346,200.00	-----	1,262,963,000.00
Series G-1950.....	1,874,124,000.00	172,000.00	87,102,900.00	-----	1,787,193,100.00
Series G-1951.....	381,791,500.00	262,525,700.00	23,487,800.00	-----	620,829,400.00
Series G-1952.....	-----	163,418,100.00	51,400.00	-----	163,366,700.00
Total Series G.....	19,173,123,200.00	426,116,500.00	782,848,800.00	-----	18,816,390,900.00
Unclassified sales and redemptions, Series E, F, and G.....	³ 91,837,067.57	¹ 2,350,208.40	112,056.09	-----	³ 94,299,332.06
Unclassified sales, Series H.....	-----	34,618,500.00	-----	-----	34,618,500.00
Unclassified sales, Series J.....	-----	25,687,386.00	-----	-----	25,687,386.00
Unclassified sales, Series K.....	-----	91,897,100.00	-----	-----	91,897,100.00
Total United States savings bonds.....	57,560,418,864.28	5,143,028,550.72	5,021,567,942.11	-----	57,681,879,472.89
Depository bonds:					
First Series.....	318,559,000.00	79,455,000.00	24,979,000.00	-----	373,035,000.00
Armed forces leave bonds:					
Series 1946:					
July 1, 1946.....	18,403,850.00	2,500.00	11,389,500.00	\$7,016,850.00	-----
Oct. 1, 1946.....	28,534,225.00	13,775.00	17,813,500.00	10,734,500.00	-----
Unclassified issues and redemptions.....	² 6,397,175.00	-----	³ 6,397,175.00	-----	-----
Total armed forces leave bonds.....	40,540,900.00	16,275.00	22,805,825.00	17,751,350.00	-----
Treasury bonds, investment series:					
Series A-1965.....	952,460,000.00	-----	1,430,000.00	-----	951,030,000.00
Series B-1975-80.....	13,573,779,000.00	1,604,825,000.00	2,068,484,000.00	-----	13,110,120,000.00

Unclassified sales.....		4,767,000.00			4,767,000.00
Total Treasury bonds, investment series.....	14,526,239,000.00	1,609,592,000.00	2,069,914,000.00		14,065,917,000.00
Total nonmarketable.....	80,250,132,264.28	11,797,801,225.72	13,298,126,467.11	35,384,750.00	78,714,422,272.89
Total public issues.....	218,167,489,774.28	111,636,077,225.72	110,610,762,747.11	90,866,300.00	219,101,937,952.89
Special issues					
Adjusted service certificate fund:					
4% certificates.....	5,165,000.00	5,215,000.00	5,265,000.00		5,115,000.00
Canal Zone Postal Savings System:					
2% notes.....	500,000.00	1,050,000.00	500,000.00		1,050,000.00
Civil service retirement fund:					
4% notes.....	4,362,648,000.00	1,331,992,000.00	709,084,000.00		4,985,556,000.00
3% notes.....	11,170,000.00	3,196,000.00	2,220,000.00		12,146,000.00
Farm tenant mortgage insurance fund:					
2% notes.....	1,000,000.00	250,000.00			1,250,000.00
Federal Deposit Insurance Corporation:					
2% notes.....	868,000,000.00	425,000,000.00	405,000,000.00		888,000,000.00
Federal home loan banks:					
1½% notes.....	26,000,000.00	86,200,000.00	108,100,000.00		4,100,000.00
2% notes.....	50,000,000.00		3,600,000.00		46,400,000.00
1½% notes.....	1,000,000.00	19,650,000.00	20,650,000.00		
Federal old age and survivors insurance trust fund:					
2½% certificates.....	12,096,300,000.00		12,096,300,000.00		
2¼% certificates.....		15,854,900,000.00	1,808,000,000.00		14,046,900,000.00
Federal Savings and Loan Insurance Corporation:					
2% notes.....	85,962,000.00	2,000,000.00	8,922,000.00		79,040,000.00
Foreign service retirement fund:					
4% notes.....	16,435,000.00	3,333,000.00	3,680,000.00		16,088,000.00
3% notes.....	432,000.00	166,000.00	94,000.00		504,000.00
Government life insurance fund:					
3½% certificates.....	1,300,000,000.00	1,300,500,000.00	1,300,000,000.00		1,300,500,000.00
Housing insurance fund:					
2% notes.....		200,000.00			200,000.00
National service life insurance fund:					
3% notes.....	5,435,644,000.00	500,485,000.00	745,485,000.00		5,190,644,000.00
Postal Savings System:					
2% notes.....	706,000,000.00	341,000,000.00	496,000,000.00		551,000,000.00
Railroad retirement account:					
3% notes.....	2,414,490,000.00	944,354,000.00	495,700,000.00		2,863,144,000.00
Unemployment trust fund:					
2½% certificates.....	7,266,000,000.00		7,266,000,000.00		
2¼% certificates.....		8,752,000,000.00	1,007,000,000.00		7,745,000,000.00
War housing insurance fund:					
2% notes.....	6,600,000.00	13,700,000.00	18,000,000.00		2,300,000.00
Total special issues.....	34,653,346,000.00	29,585,191,000.00	26,499,600,000.00		37,738,937,000.00
Total interest-bearing debt.....	252,820,835,774.28	141,221,268,225.72	137,110,362,747.11	90,866,300.00	256,840,874,952.89

TABLES

597

Footnotes at end of table.

TABLE 23.—Changes in public debt issues, fiscal year 1952—Continued

Title	Outstanding June 30, 1951	Issues during year	Transferred from interest-bearing debt	Redemptions during year	Outstanding June 30, 1952
MATURED DEBT ON WHICH INTEREST HAS CEASED					
Postal savings bonds, etc.:					
3% Loan of 1908-18.....	\$99,000.00			\$20.00	\$98,980.00
2½% Postal savings bonds.....	205,920.00		\$526,100.00	88,900.00	643,120.00
All other issues.....	1,282,190.26				1,282,190.26
Total postal savings bonds, etc.....	1,587,110.26		526,100.00	88,920.00	2,024,290.26
Liberty loan bonds:					
First Liberty loan:					
First 3½'s.....	1,317,950.00			20,850.00	1,297,100.00
First 4's.....	101,700.00			1,800.00	99,900.00
First 4½'s.....	610,550.00			71,850.00	538,700.00
First-Second 4½'s.....	3,300.00			300.00	3,000.00
Total.....	2,033,500.00			94,800.00	1,938,700.00
Second Liberty loan:					
Second 4's.....	373,100.00			3,800.00	369,300.00
Second 4½'s.....	435,400.00			11,150.00	424,250.00
Total.....	808,500.00			14,950.00	793,550.00
Third Liberty loan 4½'s.....	1,359,750.00			15,700.00	1,344,050.00
Fourth Liberty loan 4½'s.....	4,051,900.00			304,450.00	3,747,450.00
Total Liberty loan bonds.....	8,253,650.00			429,900.00	7,823,750.00
Victory notes:					
Victory 3¾'s.....	700.00				700.00
Victory 4¾'s.....	445,450.00			4,250.00	441,200.00
Total Victory notes.....	446,150.00			4,250.00	441,900.00
Treasury bonds:					
3½'s of 1940-43.....	175,250.00			19,550.00	155,700.00
3½'s of 1941-43.....	290,500.00			24,750.00	265,750.00
3½'s of 1941.....	111,450.00			29,300.00	82,150.00
3½'s of 1943-47.....	419,600.00			50,900.00	368,700.00
3½'s of 1943-45.....	913,300.00			105,400.00	807,900.00
3½'s of 1944-46.....	1,710,900.00			266,850.00	1,444,050.00
4's of 1944-54.....	1,090,300.00			142,200.00	948,100.00
2¾'s of 1945-47.....	1,175,900.00			209,900.00	966,000.00
2½'s of 1945.....	78,600.00			25,600.00	53,000.00

3½'s of 1946-56	515,200.00			91,400.00	423,800.00
3's of 1946-48	550,700.00			96,900.00	453,800.00
3½'s of 1946-49	1,490,900.00			274,200.00	1,216,700.00
4½'s of 1947-52	2,157,600.00			551,200.00	1,606,400.00
2's of 1947	61,250.00			3,900.00	57,350.00
2's of 1948-50 (dated Mar. 15, 1941)	264,400.00			110,400.00	154,000.00
2½'s of 1948-51	1,717,550.00			127,350.00	1,590,200.00
1½'s of 1948	917,500.00			298,000.00	619,500.00
2½'s of 1948	206,650.00			39,550.00	167,100.00
2's of 1948-50 (dated Dec. 8, 1939)	307,750.00			71,750.00	236,000.00
2's of 1949-51 (dated Jan. 15, 1942)	231,600.00			130,550.00	101,050.00
2's of 1949-51 (dated May 15, 1942)	370,500.00			143,900.00	226,600.00
2's of 1949-51 (dated July 15, 1942)	924,700.00			487,700.00	437,000.00
3½'s of 1949-52	590,250.00			265,450.00	324,800.00
2½'s of 1949-53	3,214,600.00			1,038,150.00	2,176,450.00
2's of 1950-52 (dated Oct. 19, 1942)	1,310,000.00			772,700.00	537,300.00
2½'s of 1950-52	2,552,050.00			1,681,800.00	870,250.00
2's of 1950-52 (dated Apr. 15, 1943)	26,309,500.00			17,471,000.00	8,838,500.00
1½'s of 1950	17,158,500.00			9,240,500.00	7,918,000.00
2½'s of 1951-54	35,484,150.00			31,499,000.00	3,985,150.00
3's of 1951-55			18,217,500.00		18,217,500.00
2½'s of 1951-53			2,758,500.00		2,758,500.00
2½'s of 1952-54			10,399,450.00		10,399,450.00
Total Treasury bonds	102,301,150.00		31,375,450.00	65,269,850.00	68,406,750.00
3% Adjusted service bonds of 1945	5,935,200.00	\$37,050.00		808,750.00	5,163,500.00
United States savings bonds:					
Series A-1935	2,699,050.00			505,625.00	2,193,425.00
Series B-1936	4,917,050.00			929,025.00	3,988,025.00
Series C-1937	6,997,725.00			1,824,850.00	5,172,875.00
Series C-1938	11,292,500.00	142.50		3,088,892.50	8,203,750.00
Series D-1939	23,503,375.00	13,625.00		7,548,925.00	15,950,825.00
Series D-1940	61,737,075.00	19.50		24,349,569.50	37,387,525.00
Series D-1941	95,049,475.00	8.50		49,683,033.50	48,366,450.00
Total United States savings bonds	209,196,250.00	13,454.50		87,929,920.50	121,262,875.00
Armed forces leave bonds:					
Series 1943:					
Apr. 1, 1943	170,675.00			45,550.00	125,125.00
July 1, 1943	263,800.00	175.00		68,775.00	194,850.00
Oct. 1, 1943	391,050.00	800.00		95,500.00	296,350.00
Series 1944:					
Jan. 1, 1944	417,500.00	175.00		111,150.00	306,525.00
Apr. 1, 1944	376,875.00			118,450.00	258,425.00
July 1, 1944	454,300.00	325.00		138,150.00	316,475.00
Oct. 1, 1944	533,100.00	125.00		166,225.00	367,000.00
Series 1945:					
Jan. 1, 1945	1,011,875.00	325.00		321,325.00	690,875.00
Apr. 1, 1945	952,375.00	300.00		319,575.00	632,500.00

Footnotes at end of table.

TABLE 23.—Changes in public debt issues, fiscal year 1952—Continued

Title	Outstanding June 30, 1951	Issues during year	Transferred from interest-bearing debt	Redemptions during year	Outstanding June 30, 1952
MATURED DEBT ON WHICH INTEREST HAS CEASED— Continued					
Armed forces leave bonds—Continued					
Series 1945—Continued					
July 1, 1945.....	\$2,517,100.00	\$425.00		\$906,225.00	\$1,611,300.00
Oct. 1, 1945.....	11,007,275.00	1,600.00		4,204,800.00	6,801,875.00
Series 1946:					
Jan. 1, 1946.....	52,342,050.00	1,075.00		22,378,650.00	29,964,475.00
Apr. 1, 1946.....	33,484,650.00	2,925.00		16,489,250.00	16,998,325.00
July 1, 1946.....			\$7,016,850.00		7,016,850.00
Oct. 1, 1946.....			10,734,500.00		10,734,500.00
Total armed forces leave bonds.....	103,922,625.00	5,100.00	17,751,350.00	45,363,625.00	76,315,450.00
Treasury notes:					
Regular series:					
5½% A-1924.....	6,200.00				6,200.00
4½% A-1925.....	1,000.00				1,000.00
4½% B-1925.....	25,300.00			8,600.00	16,700.00
4½% C-1925.....	6,300.00				6,300.00
4½% A-1926.....	2,700.00			100.00	2,600.00
4½% B-1926.....	6,800.00				6,800.00
4½% A-1927.....	7,200.00				7,200.00
4½% B-1927.....	11,000.00			100.00	10,900.00
3½% A-1930-32.....	80,700.00			100.00	80,600.00
3½% B-1930-32.....	60,850.00			100.00	60,750.00
3½% C-1930-32.....	15,250.00				15,250.00
3½% 1932.....	14,000.00				14,000.00
3% A-1934.....	2,500.00			2,000.00	500.00
2½% B-1934.....	5,000.00				5,000.00
3% A-1935.....	7,000.00				7,000.00
1½% B-1935.....	984,400.00				984,400.00
2½% C-1935.....	10,000.00				10,000.00
2½% D-1935.....	80,000.00				80,000.00
3½% A-1936.....	26,500.00				26,500.00
2½% B-1936.....	18,100.00				18,100.00
2½% C-1936.....	14,600.00				14,600.00
1½% D-1936.....	200.00				200.00
3½% A-1937.....	99,100.00			2,000.00	97,100.00
3% B-1937.....	38,000.00			10,000.00	28,000.00
3% C-1937.....	10,000.00				10,000.00
2½% A-1938.....	7,300.00				7,300.00
2½% B-1938.....	21,000.00				21,000.00
3% C-1938.....	245,000.00				245,000.00

2 1/2% D-1938	14,000.00		1,500.00	12,500.00
2 1/4% A-1939	37,200.00			37,200.00
1 3/4% B-1939	10,100.00			10,100.00
1 1/2% C-1939	1,300.00			1,300.00
1 3/4% A-1940	162,150.00		32,000.00	130,150.00
1 1/2% B-1940	65,000.00			65,000.00
1 1/2% C-1940	22,000.00			22,000.00
1 1/2% A-1941	10,500.00			10,500.00
1 3/4% B-1941	3,478,600.00		13,000.00	3,465,600.00
1 1/2% C-1941	20,900.00			20,900.00
1 3/4% A-1942	38,000.00			38,000.00
2% B-1942	2,000.00			2,000.00
1 3/4% C-1942	123,000.00			123,000.00
1 1/2% A-1943	20,500.00		1,500.00	19,000.00
1 1/2% B-1943	91,300.00		1,500.00	89,800.00
1% C-1943	383,300.00			383,300.00
3/4% D-1943	2,000.00			2,000.00
3/4% A-1944	342,000.00		500.00	341,500.00
1% B-1944	792,100.00		51,000.00	741,100.00
1% C-1944	88,000.00			88,000.00
3/4% D-1944	28,400.00		26,000.00	2,400.00
3/4% A-1945	2,318,200.00		4,100.00	2,314,100.00
3/4% B-1945	95,600.00		17,500.00	78,100.00
1 1/2% C-1945	10,000.00		10,000.00	
1% A-1946	10,500.00		7,500.00	3,000.00
1 1/2% B-1946	33,600.00		600.00	33,000.00
0.90% D-1946	46,000.00		30,000.00	16,000.00
1 1/2% A-1947	81,500.00		18,500.00	63,000.00
1 1/2% B-1947	1,160,000.00		293,000.00	867,000.00
1 1/2% C-1947	621,000.00		157,000.00	464,000.00
1 1/2% A-1948	248,000.00		44,000.00	204,000.00
1% B-1948	148,000.00		56,000.00	92,000.00
1 1/4% A-1949	98,000.00		70,000.00	28,000.00
1 3/4% A-1950	260,000.00		50,000.00	210,000.00
1 1/2% A-1951		347,000.00		347,000.00
1 1/2% B-1951		172,000.00		172,000.00
1 1/2% C-1951		131,000.00		131,000.00
1 1/2% D-1951		1,068,000.00		1,068,000.00
1 1/2% E-1951		104,000.00		104,000.00
1 1/2% F-1951		241,000.00		241,000.00
1 1/2% G-1951		533,000.00		533,000.00
Tax series:				
A-1943	46,200.00		9,775.00	36,425.00
B-1943	110,100.00		13,500.00	96,500.00
A-1944	70,900.00		14,175.00	56,725.00
B-1944	55,700.00		10,700.00	45,000.00
A-1945	1,045,750.00		256,325.00	789,425.00
Savings series:				
C-1945	815,000.00		705,000.00	110,000.00
C-1946	1,986,500.00		468,200.00	1,518,300.00

Footnotes at end of table.

TABLE 23.—Changes in public debt issues, fiscal year 1952—Continued

Title	Outstanding June 30, 1951	Issues during year	Transferred from interest-bearing debt	Redemptions during year	Outstanding June 30, 1952
MATURED DEBT ON WHICH INTEREST HAS CEASED— Continued					
Treasury notes—Continued					
Savings series—Continued					
C-1947.....	\$3,408,100.00			\$1,047,000.00	\$2,361,100.00
C-1948.....	2,399,000.00			768,700.00	1,630,300.00
C-1949.....	1,490,600.00			709,800.00	780,800.00
C-1950.....	6,256,600.00			4,337,900.00	1,918,700.00
C-1951.....	12,889,300.00		\$359,700.00	11,848,300.00	1,400,700.00
D-1951.....			2,979,400.00		2,979,400.00
D-1952.....			14,294,300.00		14,294,300.00
Total Treasury notes.....	43,242,500.00		20,229,400.00	21,097,675.00	42,374,225.00
Certificates of indebtedness:					
Tax issues series:					
4½% T-10.....	1,000.00				1,000.00
4¾% T-M-1921.....	500.00				500.00
6% T-J-1921.....	1,500.00				1,500.00
6% T-S-1921.....	1,500.00				1,500.00
6% T-D-1921.....	2,000.00				2,000.00
5½% T-S-2-1921.....	1,000.00				1,000.00
5¾% T-M-1922.....	1,000.00				1,000.00
4½% T-S-2-1922.....	500.00				500.00
4½% T-D-1922.....	1,000.00				1,000.00
4½% T-M-1923.....	1,000.00				1,000.00
3¾% T-S-1923.....	500.00				500.00
4½% T-M-1924.....	1,000.00				1,000.00
4% T-M-1925.....	1,000.00				1,000.00
4½% T-J-1929.....	1,100.00				1,100.00
4½% T-S-1929.....	1,500.00				1,500.00
4½% T-D-1929.....	3,000.00				3,000.00
4½% T-D-2-1929.....	1,500.00				1,500.00
5½% T-M-1930.....	11,500.00				11,500.00
4½% T-J-1930.....	1,500.00				1,500.00
1½% T-S-1932.....	3,500.00				3,500.00
3% T-S-2-1932.....	101,000.00				100,500.00
3¾% T-M-1933.....	22,500.00			500.00	12,500.00
2% First-maturing Mar. 15, 1933.....	7,550.00			1,000.00	6,550.00
1½% T-J-1933.....	2,500.00				2,500.00
4% Tag-1933.....	11,000.00				11,000.00
1½% T-S-1933.....	12,000.00			2,000.00	10,000.00
¾% T-D-1933.....	60,000.00				60,000.00
4¼% T-D-1933.....	34,000.00			8,000.00	26,000.00

Loan issues series:

4 1/2% - IVA-1918	500.00			500.00
5 1/2% - G-1920	1,000.00			1,000.00
5 1/2% - H-1921	500.00			500.00
5 1/2% - A-1922	1,000.00			1,000.00
3 3/4% - A-1933	500.00			500.00
3 3/4% - E-1943	9,000.00		8,000.00	1,000.00
3 3/4% - B-1944	185,000.00		11,000.00	174,000.00
3 3/4% - D-1944	1,000.00		1,000.00	
3 3/4% - E-1944	593,000.00		49,000.00	544,000.00
3 3/4% - A-1945	476,000.00		129,000.00	347,000.00
3 3/4% - B-1945	25,000.00			25,000.00
3 3/4% - C-1945	227,000.00		43,000.00	184,000.00
3 3/4% - E-1945	25,000.00		25,000.00	
3 3/4% - F-1945	10,000.00			10,000.00
3 3/4% - H-1945	458,000.00		49,000.00	409,000.00
3 3/4% - A-1946	27,000.00			27,000.00
3 3/4% - B-1946	6,000.00			6,000.00
3 3/4% - C-1946	1,000.00			1,000.00
3 3/4% - E-1946	11,885,000.00		11,058,000.00	827,000.00
3 3/4% - G-1946	10,000.00		6,000.00	4,000.00
3 3/4% - H-1946	40,000.00			40,000.00
3 3/4% - J-1946	8,000.00			8,000.00
3 3/4% - K-1946	742,000.00		147,000.00	595,000.00
3 3/4% - A-1947	9,000.00			9,000.00
3 3/4% - B-1947	6,000.00			6,000.00
3 3/4% - C-1947	77,000.00		2,000.00	75,000.00
3 3/4% - D-1947	85,000.00			85,000.00
3 3/4% - E-1947	113,000.00		1,000.00	112,000.00
3 3/4% - F-1947	89,000.00		11,000.00	78,000.00
3 3/4% - H-1947	2,000.00			2,000.00
3 3/4% - J-1947	4,000.00			4,000.00
3 3/4% - K-1947	21,000.00		1,000.00	20,000.00
3 3/4% - L-1947	163,000.00		42,000.00	121,000.00
3 3/4% - A-1948	20,000.00			20,000.00
3 3/4% - B-1948	230,000.00		230,000.00	
3 3/4% - C-1948	27,000.00			27,000.00
3 3/4% - D-1948	17,000.00		10,000.00	7,000.00
3 3/4% - E-1948	2,000.00			2,000.00
3 3/4% - F-1948	26,000.00			26,000.00
3 3/4% - G-1948	1,000.00			
3 3/4% - H-1948	4,000.00		1,000.00	3,000.00
1 1/2% - K-1948	20,000.00		2,000.00	18,000.00
1 1/2% - A-1949	209,000.00		30,000.00	179,000.00
1 1/2% - B-1949	154,000.00		28,000.00	126,000.00
1 1/2% - C-1949	201,000.00		93,000.00	108,000.00
1 1/2% - D-1949	67,000.00		50,000.00	17,000.00
1 1/2% - E-1949	105,000.00		60,000.00	45,000.00
1 1/2% - F-1949	75,000.00		12,000.00	63,000.00
1 1/2% - G-1949	176,000.00		59,000.00	117,000.00
1 1/2% - H-1949	256,000.00		250,000.00	6,000.00

Footnotes at end of table.

TABLE 23.—Changes in public debt issues, fiscal year 1952—Continued

Title	Outstanding June 30, 1951	Issues during year	Transferred from interest-bearing debt	Redemptions during year	Outstanding June 30, 1952
MATURED DEBT ON WHICH INTEREST HAS CEASED— Continued					
Certificates of indebtedness—Continued					
Loan issues series—Continued					
1½%—A—1950.....	\$301,000.00			\$216,000.00	\$85,000.00
1½%—B—1950.....	250,000.00			89,000.00	161,000.00
1½%—C—1950.....	72,000.00			29,000.00	43,000.00
1½%—D—1950.....	106,000.00			92,000.00	14,000.00
1½%—E—1950.....	245,000.00			146,000.00	99,000.00
1½%—F—1950.....	267,000.00			226,000.00	41,000.00
1½%—G—1950.....	54,000.00			32,000.00	22,000.00
1½%—H—1950.....	329,000.00			82,000.00	247,000.00
1½%—A—1951.....	2,264,000.00			1,918,000.00	346,000.00
1½%—A—1952.....			\$3,752,000.00		3,752,000.00
Total certificates of indebtedness.....	21,066,150.00		3,752,000.00	15,259,500.00	9,558,650.00
Treasury bills, series matured:					
May 12, 1937.....	15,000.00			1,000.00	14,000.00
June 5, 1940.....	30,000.00				30,000.00
June 18, 1941.....	20,000.00				20,000.00
Jan. 14, 1942.....	4,000.00				4,000.00
June 3, 1942.....	2,000.00				2,000.00
June 10, 1942.....	38,000.00				38,000.00
Feb. 3, 1943.....	1,000.00				1,000.00
June 2, 1943.....	6,000.00				6,000.00
June 9, 1943.....	27,000.00			1,000.00	26,000.00
June 8, 1944.....	95,000.00				95,000.00
Aug. 10, 1944.....	5,000.00				5,000.00
Aug. 31, 1944.....	5,000.00				5,000.00
June 7, 1945.....	88,000.00				88,000.00
June 14, 1945.....	16,000.00				16,000.00
Mar. 20, 1947.....	36,000.00				36,000.00
Dec. 18, 1947.....	60,000.00				60,000.00
Nov. 12, 1948.....	10,000.00			10,000.00	
Feb. 17, 1949.....	15,000.00				15,000.00
Sept. 8, 1949.....	50,000.00				50,000.00
Mar. 30, 1950.....	6,000.00			6,000.00	
June 29, 1950.....	7,000.00				7,000.00
July 27, 1950.....	50,000.00			50,000.00	
Sept. 28, 1950.....	54,000.00				50,000.00
Oct. 13, 1950.....	6,000.00			6,000.00	
Nov. 2, 1950.....	75,000.00			75,000.00	
Jan. 4, 1951.....	170,000.00			20,000.00	150,000.00

Jan. 11, 1951.....	163,000.00		36,000.00	127,000.00
Feb. 1, 1951.....	15,000.00		15,000.00	
Feb. 8, 1951.....	192,000.00		192,000.00	
Feb. 15, 1951.....	110,000.00			110,000.00
Mar. 1, 1951.....	67,000.00		67,000.00	
Mar. 8, 1951.....	100,000.00			100,000.00
Mar. 15, 1951.....	72,000.00		22,000.00	50,000.00
Mar. 22, 1951.....	24,000.00		24,000.00	
Mar. 29, 1951.....	70,000.00		70,000.00	
April 12, 1951.....	135,000.00		135,000.00	
April 19, 1951.....	56,000.00		56,000.00	
April 26, 1951.....	15,000.00		15,000.00	
May 10, 1951.....	64,000.00		64,000.00	
May 17, 1951.....	61,000.00		61,000.00	
May 24, 1951.....	30,000.00			30,000.00
May 31, 1951.....	121,000.00		121,000.00	
June 7, 1951.....	206,000.00		206,000.00	
June 14, 1951.....	847,000.00		847,000.00	
June 21, 1951.....	846,000.00		846,000.00	
June 28, 1951.....	6,813,000.00		6,813,000.00	
Oct. 4, 1951.....		10,000.00		10,000.00
Oct. 18, 1951.....		31,000.00		31,000.00
Nov. 8, 1951.....		3,000.00		3,000.00
Jan. 10, 1952.....		10,000.00		10,000.00
Jan. 17, 1952.....		10,000.00		10,000.00
Jan. 31, 1952.....		10,000.00		10,000.00
Feb. 14, 1952.....		2,005,000.00		2,005,000.00
Feb. 21, 1952.....		700,000.00		700,000.00
Mar. 13, 1952.....		5,000.00		5,000.00
Mar. 15, 1952 (tax anticipation)		329,000.00		329,000.00
Mar. 20, 1952.....		54,000.00		54,000.00
Apr. 3, 1952.....		60,000.00		60,000.00
Apr. 13, 1952.....		46,000.00		46,000.00
Apr. 17, 1952.....		35,000.00		35,000.00
May 8, 1952.....		20,000.00		20,000.00
May 15, 1952.....		15,000.00		15,000.00
May 22, 1952.....		22,000.00		22,000.00
May 29, 1952.....		94,000.00		94,000.00
June 5, 1952.....		496,000.00		496,000.00
June 12, 1952.....		234,000.00		234,000.00
June 15, 1952 (tax anticipation)		11,259,000.00		11,259,000.00
June 19, 1952.....		435,000.00		435,000.00
June 26, 1952.....		1,369,000.00		1,369,000.00
Total Treasury bills.....	10,898,000.00	17,232,000.00	9,770,000.00	18,360,000.00

Footnotes at end of table.

TABLES

TABLE 23.—Changes in public debt issues, fiscal year 1952—Continued

Title	Outstanding June 30, 1951	Issues during year	Transferred from interest-bearing debt	Redemptions during year	Outstanding June 30, 1952
MATURED DEBT ON WHICH INTEREST HAS CEASED— Continued					
Treasury (war) savings securities:					
Treasury savings certificates:					
Issued Dec. 15, 1921.....	\$18,250.00			\$2,200.00	\$16,050.00
Issued Sept. 30, 1922.....	63,725.00			725.00	63,000.00
Issued Dec. 1, 1923.....	24,225.00			2,125.00	22,100.00
Total Treasury savings certificates.....	106,200.00			5,050.00	101,150.00
Total matured debt on which interest has ceased.....	506,954,985.26	\$38,695.50	\$90,866,300.00	246,027,440.50	351,832,540.26
DEBT BEARING NO INTEREST					
United States savings stamps (including unclassified sales).....	48,194,398.48	17,714,225.27		15,834,937.60	50,073,686.15
Excess profits tax refund bonds:					
First series.....	1,091,593.02	¹ 7,709.88		207,076.80	876,806.34
Second series.....	1,266,488.25	1.05		455,714.92	810,773.28
Total excess profits tax refund bonds.....	2,358,081.27	¹ 7,709.93		662,791.72	1,687,579.62
Special notes of the United States:					
International Monetary Fund:					
Various issue dates.....	1,283,000,000.00	999,000,000.00		1,008,000,000.00	1,274,000,000.00
United States notes (less gold reserve).....	190,641,585.07				190,641,585.07
Old demand notes.....	52,917.50				52,917.50
National and Federal Reserve Bank notes.....	328,368,238.50			26,900,924.00	301,467,314.50
Fractional currency.....	1,967,006.52			211.34	1,966,795.18
Thrift and Treasury savings stamps.....	3,718,776.25			1,919.75	3,716,856.50
Total debt bearing no interest.....	1,858,301,003.59	1,016,706,515.34		1,051,400,784.41	1,823,606,734.52
Total gross public debt.....	255,186,091,763.13	142,238,013,436.56	90,866,300.00	138,407,790,972.02	259,016,314,227.67

¹ Deduct.² Amounts issued and retired for Series E and F bonds include issue price plus accrued discount; amounts outstanding are stated at current redemption value. Amounts issued, retired, and outstanding for Series G, H, and K are stated at par value.³ Represents excess of unclassified redemptions over unclassified sales—deduct⁴ Represents issues on which there were no transactions during the fiscal year 1952; for amount of each issue outstanding (unchanged since June 30, 1951) see 1951 annual report, page 772.

TABLE 24.—*Issues, maturities, and redemptions of interest-bearing public debt securities, excluding special issues, July 1951–June 1952*¹

Date	Issue	Rate of interest ²	Amount issued ³	Amount matured, or called or redeemed prior to maturity ⁴
1951		Percent		
July 1	Postal savings bonds, 41st Series.....	2½		\$4,415,140.00
1	Treasury notes, Series B-1951.....	1¼		134,292,000.00
1	Treasury notes, Series C-1951.....	1¼		55,204,000.00
1	Treasury notes, Series D-1951.....	1¼		247,935,000.00
	Treasury bills:			
5	Issued Apr. 5, 1951:			
	Redeemed in exchange for series dated July 5, 1951.....	1.517		58,111,000.00
	Redeemable for cash.....			943,443,000.00
5	Maturing Oct. 4, 1951:			
	Issued in exchange for series dated Apr. 5, 1951.....	1.603	\$58,111,000.00	
	Issued for cash.....		1,142,718,000.00	
12	Issued Apr. 12, 1951:			
	Redeemed in exchange for series dated July 12, 1951.....	1.528		146,709,000.00
	Redeemable for cash.....			853,694,000.00
12	Maturing Oct. 11, 1951:			
	Issued in exchange for series dated Apr. 12, 1951.....	1.615	146,709,000.00	
	Issued for cash.....		1,055,022,000.00	
19	Issued Apr. 19, 1951:			
	Redeemed in exchange for series dated July 19, 1951.....	1.529		51,014,000.00
	Redeemable for cash.....			949,522,000.00
19	Maturing Oct. 18, 1951:			
	Issued in exchange for series dated Apr. 19, 1951.....	1.562	51,014,000.00	
	Issued for cash.....		1,150,797,000.00	
26	Issued Apr. 26, 1951:			
	Redeemed in exchange for series dated July 26, 1951.....	1.506		47,627,000.00
	Redeemable for cash.....			955,206,000.00
26	Maturing Oct. 25, 1951:			
	Issued in exchange for series dated Apr. 26, 1951.....	1.591	47,627,000.00	
	Issued for cash.....		1,152,917,000.00	
	United States savings bonds: ⁵			
31	Series E-1941.....	2.90	2,678,859.50	36,073,332.75
31	Series E-1942.....	2.90	17,865,878.50	22,119,303.50
31	Series E-1943.....	2.90	16,868,780.89	33,632,408.88
31	Series E-1944.....	2.90	31,478,834.95	38,328,065.35
31	Series E-1945.....	2.90	11,522,335.46	30,693,162.90
31	Series E-1946.....	2.90	5,686,973.10	16,620,907.00
31	Series E-1947.....	2.90	6,723,520.35	17,976,495.90
31	Series E-1948.....	2.90	7,225,314.47	22,988,104.99
31	Series E-1949.....	2.90	3,767,010.08	29,147,286.22
31	Series E-1950.....	2.90	3,858,978.48	46,647,895.96
31	Series E-1951.....	2.90	250,235,131.25	54,726,956.25
31	Series F-1941.....	2.53	382,658.52	971,270.62
31	Series F-1942.....	2.53	2,015,710.70	3,159,213.82
31	Series F-1943.....	2.53	1,237,746.08	3,044,406.27
31	Series F-1944.....	2.53	3,223,617.41	3,732,670.87
31	Series F-1945.....	2.53	827,041.86	2,887,770.48
31	Series F-1946.....	2.53	833,590.68	2,196,644.56
31	Series F-1947.....	2.53	912,249.98	2,637,221.87
31	Series F-1948.....	2.53	2,379,537.44	2,295,292.87
31	Series F-1949.....	2.53	357,097.81	2,503,838.15
31	Series F-1950.....	2.53	222,905.17	13,438,393.43
31	Series F-1951.....	2.53	9,093,878.50	410,755.50
31	Series G-1941.....	2.50		4,347,703.00
31	Series G-1942.....	2.50		8,937,300.00
31	Series G-1943.....	2.50		8,066,100.00
31	Series G-1944.....	2.50		8,675,300.00
31	Series G-1945.....	2.50		7,126,900.00
31	Series G-1946.....	2.50		8,885,300.00
31	Series G-1947.....	2.50		7,682,200.00
31	Series G-1948.....	2.50		7,202,200.00
31	Series G-1949.....	2.50		5,795,100.00
31	Series G-1950.....	2.50	16,500.00	19,671,300.00
31	Series G-1951.....	2.50	46,709,300.00	3,087,300.00
31	Unclassified sales and redemptions.....		4,685,242.29	10,020,655.99

Footnotes at end of table.

TABLE 24.—*Issues, maturities, and redemptions of interest-bearing public debt securities, excluding special issues, July 1951–June 1952*—Continued

Date	Issue	Rate of interest ²	Amount issued ³	Amount matured, or called or redeemed prior to maturity ⁴
1951		Percent		
July 31	Depository bonds, First Series.....	2	\$8,599,000.00	\$3,422,000.00
	Armed forces leave bonds:			
	Series 1946:			
31	July 1, 1946.....	2½	1,150.00	18,510,525.00
31	Oct. 1, 1946.....	2½	3,975.00	559,725.00
	Treasury savings notes:			
31	Series C-1951.....	1.07		724,411,800.00
31	Series D-1951.....	1.40		13,655,900.00
31	Series D-1952.....	1.40		166,066,200.00
31	Series D-1953.....	1.40		128,783,000.00
31	Series D-1954.....	1.40		83,067,000.00
31	Series A-1954.....	1.88	524,376,100.00	555,900.00
	Treasury Bonds, Investment Series B - 1975-80:			
	Redeemed in exchange for Treasury notes Series EA-1956.....	2¾		1,002,383,000.00
31	Treasury notes, Series EA-1956.....	1½	1,002,383,000.00	
31	Miscellaneous.....			2,342,500.00
	Total, July.....		6,771,086,919.07	6,355,817,132.15
Aug. 1	Treasury Notes, Series E-1951:			
	Redeemed in exchange for certificates Series B-1952.....	1¼		5,215,849,000.00
	Redeemable for cash.....			135,293,000.00
1	Certificates of indebtedness, Series B-1952..	1¾	5,215,849,000.00	
	Treasury bills:			
2	Issued May 3, 1951:			
	Redeemed in exchange for series dated Aug. 2, 1951.....	1.508		33,795,000.00
	Redeemable for cash.....			1,068,198,000.00
2	Maturing Nov. 1, 1951:			
	Issued in exchange for series dated May 3, 1951.....	1.611	33,795,000.00	
	Issued for cash.....		1,266,824,000.00	
9	Issued May 10, 1951:			
	Redeemed in exchange for series dated Aug. 9, 1951.....	1.566		116,322,000.00
	Redeemable for cash.....			983,682,000.00
9	Maturing Nov. 8, 1951:			
	Issued in exchange for series dated May 10, 1951.....	1.651	116,322,000.00	
	Issued for cash.....		1,184,094,000.00	
16	Issued May 17, 1951:			
	Redeemed in exchange for series dated Aug. 16, 1951.....	1.626		200,433,000.00
	Redeemable for cash.....			900,263,000.00
16	Maturing Nov. 15, 1951:			
	Issued in exchange for series dated May 17, 1951.....	1.660	200,433,000.00	
	Issued for cash.....		1,099,970,000.00	
23	Issued May 24, 1951:			
	Redeemed in exchange for series dated Aug. 23, 1951.....	1.591		60,781,000.00
	Redeemable for cash.....			1,040,102,000.00
23	Maturing Nov. 23, 1951:			
	Issued in exchange for series dated May 24, 1951.....	1.651	60,781,000.00	
	Issued for cash.....		1,039,881,000.00	
30	Issued May 31, 1951:			
	Redeemed in exchange for series dated Aug. 30, 1951.....	1.600		122,484,000.00
	Redeemable for cash.....			978,204,000.00
30	Maturing Nov. 29, 1951:			
	Issued in exchange for series dated May 31, 1951.....	1.645	122,484,000.00	
	Issued for cash.....		978,152,000.00	
	United States savings bonds: ⁵			
31	Series E-1941.....	2.90	1,830,899.75	43,503,568.00
31	Series E-1942.....	2.90	10,475,716.75	21,897,003.25
31	Series E-1943.....	2.90	13,020,826.51	32,534,423.50
31	Series E-1944.....	2.90	23,219,011.65	38,090,387.15
31	Series E-1945.....	2.90	8,250,867.33	29,637,093.62
31	Series E-1946.....	2.90	4,315,274.63	16,010,297.48
31	Series E-1947.....	2.90	4,668,819.76	17,983,174.60
31	Series E-1948.....	2.90	5,354,524.02	22,128,985.73

Footnotes at end of table.

TABLE 24.—*Issues, maturities, and redemptions of interest-bearing public debt securities, excluding special issues, July 1951–June 1952*¹—Continued

Date	Issue	Rate of interest ²	Amount issued ³	Amount matured, or called or redeemed prior to maturity ⁴
1951	United States savings bonds ⁵ —Continued	Percent		
Aug. 31	Series E-1949.....	2.90	\$2,840,397.95	\$27,457,035.45
31	Series E-1950.....	2.90	2,849,740.18	41,340,453.74
31	Series E-1951.....	2.90	269,927,981.25	63,677,484.50
31	Series F-1941.....	2.53	242,815.87	874,634.65
31	Series F-1942.....	2.53	959,373.48	2,583,005.85
31	Series F-1943.....	2.53	675,058.74	3,048,179.61
31	Series F-1944.....	2.53	1,341,390.61	3,125,844.39
31	Series F-1945.....	2.53	431,994.56	1,945,551.36
31	Series F-1946.....	2.53	557,169.55	1,708,349.59
31	Series F-1947.....	2.53	491,613.62	2,137,992.93
31	Series F-1948.....	2.53	305,306.65	3,022,138.61
31	Series F-1949.....	2.53	194,922.81	2,114,991.88
31	Series F-1950.....	2.53	114,557.42	3,890,879.86
31	Series F-1951.....	2.53	7,253,868.50	264,476.00
31	Series G-1941.....	2.50	-----	4,308,300.00
31	Series G-1942.....	2.50	-----	8,664,100.00
31	Series G-1943.....	2.50	-----	7,189,700.00
31	Series G-1944.....	2.50	-----	8,405,700.00
31	Series G-1945.....	2.50	-----	6,619,000.00
31	Series G-1946.....	2.50	-----	8,463,300.00
31	Series G-1947.....	2.50	-----	6,578,900.00
31	Series G-1948.....	2.50	-----	5,903,600.00
31	Series G-1949.....	2.50	-----	5,224,600.00
31	Series G-1950.....	2.50	102,600.00	11,669,200.00
31	Series G-1951.....	2.50	40,718,100.00	2,025,700.00
31	Unclassified sales and redemptions.....	-----	⁶ 4,519,433.02	⁶ 29,879,771.20
31	Depository bonds, First Series.....	2	10,428,500.00	448,000.00
	Armed forces leave bonds:			
	Series 1946:			
31	Oct. 1, 1946.....	2½	7,375.00	483,425.00
	Treasury savings notes:			
31	Series C-1951.....	1.07	-----	⁷ 18,761,500.00
31	Series D-1951.....	1.40	-----	25,424,900.00
31	Series D-1952.....	1.40	-----	64,711,800.00
31	Series D-1953.....	1.40	-----	66,180,900.00
31	Series D-1954.....	1.40	-----	50,741,200.00
31	Series A-1954.....	1.88	343,857,300.00	2,914,800.00
	Treasury Bonds, Investment Series B-1975-80:			
31	Redeemed in exchange for Treasury notes Series EA-1956.....	2¾	-----	1,365,000.00
31	Treasury notes, Series EA-1956.....	1½	1,365,000.00	-----
31	Miscellaneous.....	-----	-----	2,748,500.00
	Total, August.....	-----	12,069,866,573.57	11,513,334,305.55
Sept. 6	Treasury bills:			
	Issued June 7, 1951:			
	Redeemed in exchange for series dated Sept. 6, 1951.....	1.555	-----	78,430,000.00
	Redeemable for cash.....	-----	-----	1,023,037,000.00
6	Maturing Dec. 6, 1951:			
	Issued in exchange for series dated June 7, 1951.....	1.646	78,430,000.00	-----
	Issued for cash.....	-----	1,024,355,000.00	-----
13	Issued June 14, 1951:			
	Redeemed in exchange for series dated Sept. 13, 1951.....	1.467	-----	45,225,000.00
	Redeemable for cash.....	-----	-----	956,003,000.00
13	Maturing Dec. 13, 1951:			
	Issued in exchange for series dated June 14, 1951.....	1.646	45,225,000.00	-----
	Issued for cash.....	-----	1,157,684,000.00	-----
15	Treasury bonds of 1951-55:			
	Redeemed in exchange for certificates, Series C-1952.....	3	-----	583,202,000.00
	Redeemable for cash.....	-----	-----	172,227,000.00
15	Certificates of indebtedness, Series C-1952	1¾	583,202,000.00	-----
	Treasury bills:			
20	Issued June 21, 1951:			
	Redeemed in exchange for series dated Sept. 20, 1951.....	1.445	-----	56,026,000.00
	Redeemable for cash.....	-----	-----	944,876,000.00

Footnotes at end of table.

610 1952 REPORT OF THE SECRETARY OF THE TREASURY

TABLE 24.—*Issues, maturities, and redemptions of interest-bearing public debt securities, excluding special issues, July 1951–June 1952*¹—Continued

Date	Issue	Rate of interest ²	Amount issued ³	Amount matured, or called or redeemed prior to maturity ⁴
1951 Sept. 20	Treasury bills—Continued	Percent		
	Maturing Dec. 20, 1951:			
	Issued in exchange for series dated June 21, 1951	1.644	\$56,026,000.00	
	Issued for cash		1,146,674,000.00	
27	Issued June 28, 1951:			
	Redeemed in exchange for series dated Sept. 27, 1951	1.527		\$48,707,000.00
	Redeemable for cash			951,665,000.00
27	Maturing Dec. 27, 1951:			
	Issued in exchange for series dated June 28, 1951	1.647	48,707,000.00	
	Issued for cash		1,152,229,000.00	
	United States savings bonds: ⁵			
30	Series E-1941	2.90	1,651,057.00	28,416,062.50
30	Series E-1942	2.90	11,133,836.50	17,195,766.25
30	Series E-1943	2.90	31,456,769.76	25,692,015.50
30	Series E-1944	2.90	10,343,835.94	29,990,102.29
30	Series E-1945	2.90	7,846,704.91	23,803,230.77
30	Series E-1946	2.90	4,084,667.35	12,906,482.45
30	Series E-1947	2.90	4,628,046.00	14,119,632.95
30	Series E-1948	2.90	4,946,581.97	17,699,746.73
30	Series E-1949	2.90	2,691,537.45	21,848,628.99
30	Series E-1950	2.90	2,784,687.07	31,859,927.69
30	Series E-1951	2.90	214,733,802.50	56,350,912.50
30	Series F-1941	2.53	243,496.05	757,395.48
30	Series F-1942	2.53	1,102,023.16	2,129,970.67
30	Series F-1943	2.53	2,351,719.98	2,508,659.59
30	Series F-1944	2.53	398,879.87	3,427,425.67
30	Series F-1945	2.53	385,275.45	2,622,550.88
30	Series F-1946	2.53	525,132.57	2,173,085.51
30	Series F-1947	2.53	509,934.07	1,746,548.78
30	Series F-1948	2.53	285,224.20	1,453,005.16
30	Series F-1949	2.53	198,914.44	1,429,870.32
30	Series F-1950	2.53	105,666.20	2,090,017.10
30	Series F-1951	2.53	7,068,091.50	166,000.50
30	Series G-1941	2.50		3,543,200.00
30	Series G-1942	2.50		7,010,000.00
30	Series G-1943	2.50		7,936,700.00
30	Series G-1944	2.50		7,325,700.00
30	Series G-1945	2.50		5,780,200.00
30	Series G-1946	2.50		7,850,100.00
30	Series G-1947	2.50		5,983,300.00
30	Series G-1948	2.50		5,073,900.00
30	Series G-1949	2.50		4,875,300.00
30	Series G-1950	2.50		6,322,000.00
30	Series G-1951	2.50	30,330,100.00	1,415,800.00
30	Unclassified sales and redemptions		20,740,248.08	18,686,732.58
30	Depository bonds, First Series	2	9,693,000.00	606,000.00
	Armed forces leave bonds:			
	Series 1946:			
30	Oct. 1, 1946	2½	6,675.00	385,600.00
	Treasury savings notes:			
30	Series D-1951	1.40		7,455,303,800.00
30	Series D-1952	1.40		120,273,900.00
30	Series D-1953	1.40		72,879,000.00
30	Series D-1954	1.40		68,269,300.00
30	Series A-1954	1.88	492,854,200.00	42,248,400.00
	Treasury Bonds, Investment Series B-1975-80:			
30	Redeemed in exchange for Treasury notes Series EA-1956	2¾		2,775,000.00
30	Treasury notes, Series EA-1956	1½	2,775,000.00	
30	Miscellaneous			1,463,000.00
	Total, September		6,158,407,107.02	6,005,791,970.86
Oct. 1	Treasury notes, Series A-1951:			
	Redeemed in exchange for certificates, Series D-1952	1¼		1,832,446,000.00
	Redeemable for cash			85,921,000.00
1	Certificates of indebtedness, Series D-1952	1½	1,832,446,000.00	
4	Treasury bills:			
	Issued July 5, 1951:			
	Redeemed in exchange for series dated Oct. 4, 1951	1.603		67,400,000.00
	Redeemable for cash			1,133,429,000.00

Footnotes at end of table.

TABLE 24.—*Issues, maturities, and redemptions of interest-bearing public debt securities, excluding special issues, July 1951–June 1952*¹—Continued

Date	Issue	Rate of interest ²	Amount issued ³	Amount matured, or called or redeemed prior to maturity ⁴
1951 Oct. 4	Treasury bills—Continued	Percent		
	Maturing Jan. 3, 1952:			
	Issued in exchange for series dated July 5, 1951.....	1.646	\$67,400,000.00	-----
	Issued for cash.....		1,134,120,000.00	-----
11	Issued July 12, 1951:			
	Redeemed in exchange for series dated Oct. 11, 1951.....	1.615	-----	\$44,792,000.00
	Redeemable for cash.....		-----	1,156,939,000.00
11	Maturing Jan. 10, 1952:			
	Issued in exchange for series dated July 12, 1951.....	1.576	44,792,000.00	-----
	Issued for cash.....		1,155,893,000.00	-----
15	Treasury notes, Series F-1951:			
	Redeemed in exchange for certificates, Series E-1952.....	1½	-----	5,873,416,000.00
	Redeemable for cash.....		-----	67,162,000.00
15	Treasury notes, Series G-1951:			
	Redeemed in exchange for certificates, Series E-1952.....	1½	-----	4,987,611,000.00
15	Certificates of indebtedness, Series E-1952	1½	10,861,027,000.00	-----
	Treasury bills:			
18	Issued July 19, 1951:			
	Redeemed in exchange for series dated Oct. 18, 1951.....	1.562	-----	59,834,000.00
	Redeemable for cash.....		-----	1,141,977,000.00
18	Maturing Jan. 17, 1952:			
	Issued in exchange for series dated July 19, 1951.....	1.615	59,834,000.00	-----
	Issued for cash.....		1,140,487,000.00	-----
23	Treasury bills (tax anticipation series):			
	Maturing Mar. 15, 1952:			
	Issued for cash.....	1.550	1,233,783,000.00	-----
	Treasury bills:			
25	Issued July 26, 1951:			
	Redeemed in exchange for series dated Oct. 25, 1951.....	1.591	-----	67,240,000.00
	Redeemable for cash.....		-----	1,133,304,000.00
25	Maturing Jan. 24, 1952:			
	Issued in exchange for series dated July 26, 1951.....	1.593	67,240,000.00	-----
	Issued for cash.....		1,133,542,000.00	-----
	United States savings bonds: ⁵			
31	Series E-1941.....	2.90	1,996,907.75	40,194,949.75
31	Series E-1942.....	2.90	11,479,555.75	21,516,248.75
31	Series E-1943.....	2.90	24,315,670.13	33,111,636.38
31	Series E-1944.....	2.90	9,430,908.23	36,482,000.00
31	Series E-1945.....	2.90	9,379,170.30	29,202,892.45
31	Series E-1946.....	2.90	4,153,628.10	15,668,479.30
31	Series E-1947.....	2.90	4,380,470.55	17,575,479.20
31	Series E-1948.....	2.90	4,744,277.02	21,882,540.28
31	Series E-1949.....	2.90	2,496,054.91	26,664,109.26
31	Series E-1950.....	2.90	2,536,739.36	36,894,535.24
31	Series E-1951.....	2.90	286,473,660.00	74,954,456.37
31	Series F-1941.....	2.53	302,086.87	884,555.58
31	Series F-1942.....	2.53	950,287.58	2,243,058.02
31	Series F-1943.....	2.53	2,096,659.07	2,537,619.02
31	Series F-1944.....	2.53	302,409.51	2,085,012.18
31	Series F-1945.....	2.53	519,103.69	1,592,203.02
31	Series F-1946.....	2.53	522,813.84	1,476,838.89
31	Series F-1947.....	2.53	482,162.55	1,654,442.42
31	Series F-1948.....	2.53	226,838.47	1,880,013.79
31	Series F-1949.....	2.53	159,634.95	1,199,086.28
31	Series F-1950.....	2.53	435,935.20	2,761,528.32
31	Series F-1951.....	2.53	9,946,173.50	251,618.50
31	Series G-1941.....	2.50	-----	2,960,100.00
31	Series G-1942.....	2.50	-----	6,374,000.00
31	Series G-1943.....	2.50	-----	7,784,300.00
31	Series G-1944.....	2.50	-----	6,330,800.00
31	Series G-1945.....	2.50	-----	5,507,700.00
31	Series G-1946.....	2.50	-----	6,982,100.00
31	Series G-1947.....	2.50	-----	7,536,700.00
31	Series G-1948.....	2.50	-----	5,275,400.00
31	Series G-1949.....	2.50	-----	4,098,600.00
31	Series G-1950.....	2.50	-----	6,832,500.00
31	Series G-1951.....	2.50	50,874,300.00	1,130,300.00
31	Unclassified sales and redemptions.....		12,968,524.71	31,937,321.44

Footnotes at end of table.

TABLE 24.—*Issues, maturities, and redemptions of interest-bearing public debt securities, excluding special issues, July 1951–June 1952*¹—Continued

Date	Issue	Rate of interest ²	Amount issued ³	Amount matured, or called or redeemed prior to maturity ⁴
1951		Percent		
Oct. 31	Depository bonds, First Series.....	2	\$7,124,000.00	\$1,830,000.00
	Armed forces leave bonds: Series 1946:			
31	Oct. 1, 1946.....	2½	\$1,425.00	27,348,925.00
	Treasury savings notes:			
31	Series D-1951.....	1.40		⁷ 203,612,100.00
31	Series D-1952.....	1.40		77,823,200.00
31	Series D-1953.....	1.40		28,293,100.00
31	Series D-1954.....	1.40		20,179,400.00
31	Series A-1954.....	1.88	317,646,100.00	57,522,400.00
	Treasury Bonds, Investment Series B-1975-80:			
31	Redeemed in exchange for Treasury notes, Series EA-1956.....	2¾		83,000.00
31	Treasury notes, Series EA-1956.....	1½	83,000.00	
	Treasury Bonds, Investment Series B-1975-80:			
31	Redeemed in exchange for Treasury notes, Series EO-1956.....	2¾		502,091,000.00
31	Treasury notes, Series EO-1956.....	1½	502,091,000.00	
31	Miscellaneous.....			2,533,500.00
	Total, October.....		19,972,743,597.62	18,974,376,106.56
Nov. 1	Treasury notes, Series G-1951:			
	Redeemable for cash.....	1¼		265,464,000.00
	Treasury bills:			
1	Issued Aug. 2, 1951:			
	Redeemed in exchange for series dated Nov. 1, 1951.....	1.611		45,005,000.00
	Redeemable for cash.....			1,255,614,000.00
1	Maturing Jan. 31, 1952:			
	Issued in exchange for series dated Aug. 2, 1951.....	1.617	45,005,000.00	
	Issued for cash.....		1,256,675,000.00	
8	Issued Aug. 9, 1951:			
	Redeemed in exchange for series dated Nov. 8, 1951.....	1.651		64,499,000.00
	Redeemable for cash.....			1,235,917,000.00
8	Maturing Feb. 7, 1952:			
	Issued in exchange for series dated Aug. 9, 1951.....	1.610	64,499,000.00	
	Issued for cash.....		1,235,776,000.00	
15	Issued Aug. 16, 1951:			
	Redeemed in exchange for series dated Nov. 15, 1951.....	1.660		50,410,000.00
	Redeemable for cash.....			1,249,993,000.00
15	Maturing Feb. 14, 1952:			
	Issued in exchange for series dated Aug. 16, 1951.....	1.619	50,410,000.00	
	Issued for cash.....		1,252,499,000.00	
23	Issued Aug. 23, 1951:			
	Redeemed in exchange for series dated Nov. 23, 1951.....	1.651		37,034,000.00
	Redeemable for cash.....			1,063,628,000.00
23	Maturing Feb. 21, 1952:			
	Issued in exchange for series dated Aug. 23, 1951.....	1.585	37,034,000.00	
	Issued for cash.....		1,064,678,000.00	
	Treasury bills (tax anticipation series):			
27	Maturing June 15, 1952:			
	Issued for cash.....	1.497	1,248,825,000.00	
	Treasury bills:			
29	Issued Aug. 30, 1951:			
	Redeemed in exchange for series dated Nov. 29, 1951.....	1.645		92,361,000.00
	Redeemable for cash.....			1,008,275,000.00
29	Maturing Feb. 28, 1952:			
	Issued in exchange for series dated Aug. 30, 1951.....	1.609	92,361,000.00	
	Issued for cash.....		1,007,672,000.00	
	United States savings bonds: ⁵			
30	Series E-1941.....	2.90	2,687,792.66	33,220,815.88
30	Series E-1942.....	2.90	12,199,019.50	17,786,679.25
30	Series E-1943.....	2.90	12,931,672.39	26,939,791.30
30	Series E-1944.....	2.90	16,713,726.00	29,460,245.24

Footnotes at end of table.

TABLE 24.—*Issues, maturities, and redemptions of interest-bearing public debt securities, excluding special issues, July 1951–June 1952*—Continued

Date	Issue	Rate of interest ²	Amount issued ³	Amount matured, or called or redeemed prior to maturity ⁴
1951		Percent		
Nov.	United States savings bonds ⁵ —Continued			
30	Series E-1945.....	2.90	\$23,182,712.82	\$23,567,746.80
30	Series E-1946.....	2.90	4,191,901.45	12,722,872.55
30	Series E-1947.....	2.90	4,007,615.88	14,438,489.48
30	Series E-1948.....	2.90	4,825,803.10	10,968,325.70
30	Series E-1949.....	2.90	2,520,393.04	21,359,774.56
30	Series E-1950.....	2.90	2,466,076.62	28,701,224.81
30	Series E-1951.....	2.90	258,217,225.00	68,467,443.63
30	Series F-1941.....	2.53	1,052,231.45	903,100.30
30	Series F-1942.....	2.53	962,880.03	1,492,178.68
30	Series F-1943.....	2.53	618,271.67	1,879,491.22
30	Series F-1944.....	2.53	943,574.18	1,794,258.27
30	Series F-1945.....	2.53	1,411,318.98	1,853,477.44
30	Series F-1946.....	2.53	491,543.52	1,599,010.14
30	Series F-1947.....	2.53	386,390.64	1,474,268.72
30	Series F-1948.....	2.53	213,800.20	1,298,897.79
30	Series F-1949.....	2.53	175,447.37	1,627,218.31
30	Series F-1950.....	2.53	146,116.90	1,063,004.36
30	Series F-1951.....	2.53	9,575,045.00	308,228.50
30	Series G-1941.....	2.50		5,090,200.00
30	Series G-1942.....	2.50		5,638,200.00
30	Series G-1943.....	2.50		6,196,300.00
30	Series G-1944.....	2.50		6,505,800.00
30	Series G-1945.....	2.50		6,513,900.00
30	Series G-1946.....	2.50		6,581,300.00
30	Series G-1947.....	2.50		6,694,100.00
30	Series G-1948.....	2.50		4,763,400.00
30	Series G-1949.....	2.50		4,290,100.00
30	Series G-1950.....	2.50		7,682,700.00
30	Series G-1951.....	2.50	41,990,000.00	1,256,200.00
30	Unclassified sales and redemptions.....		6,013,215.58	⁶ 12,826,070.16
30	Depository bonds, First Series.....	2	5,888,000.00	7,535,000.00
30	Treasury savings notes:			
30	Series D-1951.....	1.40		⁷ 120,520,000.00
30	Series D-1952.....	1.40		134,037,000.00
30	Series D-1953.....	1.40		32,124,800.00
30	Series D-1954.....	1.40		7,771,400.00
30	Series A-1954.....	1.88	339,872,900.00	12,733,700.00
30	Treasury Bonds, Investment Series B-1975-80:			
30	Redeemed in exchange for Treasury notes, Series EO-1956.....	234		3,136,000.00
30	Treasury notes, Series EO-1956.....	114	3,136,000.00	
30	Miscellaneous.....			2,292,500.00
	Total, November.....		8,112,314,674.04	7,045,563,072.86
Dec. 6	Treasury bills:			
	Issued Sept 6, 1951:			
	Redeemed in exchange for series dated Dec. 6, 1951.....	1.646		34,773,000.00
	Redeemable for cash.....			1,068,012,000.00
6	Maturing Mar. 6, 1952:			
	Issued in exchange for series dated Sept. 6, 1951.....	1.632	34,773,000.00	
	Issued for cash.....		1,068,849,000.00	
13	Issued Sept. 13, 1951:			
	Redeemed in exchange for series dated Dec. 13, 1951.....	1.646		52,513,000.00
	Redeemable for cash.....			1,150,396,000.00
13	Maturing Mar. 13, 1952:			
	Issued in exchange for series dated Sept. 13, 1951.....	1.700	52,513,000.00	
	Issued for cash.....		1,147,941,000.00	
15	Treasury bonds of 1951-53:			
	Redeemed in exchange for certificates, Series F-1952.....	214		1,062,634,000.00
	Redeemable for cash.....			55,417,100.00
15	Certificates of indebtedness, Series F-1952.....	114	1,062,634,000.00	
20	Treasury bills:			
	Issued Sept. 20, 1951:			
	Redeemed in exchange for series dated Dec. 20, 1951.....	1.644		79,750,000.00
	Redeemable for cash.....			1,122,950,000.00

Footnotes at end of table.

TABLE 24.—Issues, maturities, and redemptions of interest-bearing public debt securities, excluding special issues, July 1951–June 1952¹—Continued

Date	Issue	Rate of interest ²	Amount issued ³	Amount matured, or called or redeemed prior to maturity ⁴
1951	Treasury bills—Continued	Percent		
Dec. 20	Maturing Mar. 20, 1952:			
	Issued in exchange for series dated Sept. 20, 1951	1.725	\$79,750,008.00	
	Issued for cash		1,121,066,000.00	
27	Issued Sept. 27, 1951:			
	Redeemed in exchange for series dated Dec. 27, 1951	1.647		\$55,477,000.00
	Redeemable for cash			1,145,459,000.00
27	Maturing Mar. 27, 1952:			
	Issued in exchange for series dated Sept. 27, 1951	1.865	55,477,000.00	
	Issued for cash		1,148,998,000.00	
	United States savings bonds: ⁵			
31	Series E-1941	2.90	8,483,093.54	50,143,982.83
31	Series E-1942	2.90	15,164,757.26	16,314,861.38
31	Series E-1943	2.90	13,924,900.25	24,327,080.17
31	Series E-1944	2.90	38,315,136.37	26,835,893.13
31	Series E-1945	2.90	22,900,722.09	21,281,678.10
31	Series E-1946	2.90	5,401,924.14	11,053,623.75
31	Series E-1947	2.90	5,230,082.30	12,605,029.93
31	Series E-1948	2.90	6,342,424.17	15,340,034.97
31	Series E-1949	2.90	3,207,479.68	18,589,138.63
31	Series E-1950	2.90	2,902,194.87	25,149,571.23
31	Series E-1951	2.90	251,148,543.75	73,762,912.50
31	Series F-1941	2.53	972,227.14	820,954.06
31	Series F-1942	2.53	1,240,493.75	2,089,514.01
31	Series F-1943	2.53	572,090.51	2,686,668.04
31	Series F-1944	2.53	2,780,212.83	2,423,206.21
31	Series F-1945	2.53	3,828,970.36	2,117,705.33
31	Series F-1946	2.53	670,572.90	1,794,615.76
31	Series F-1947	2.53	498,302.87	1,480,110.60
31	Series F-1948	2.53	308,178.75	1,130,656.94
31	Series F-1949	2.53	204,263.93	954,645.74
31	Series F-1950	2.53	198,225.92	2,182,778.38
31	Series F-1951	2.53	9,104,451.50	502,441.50
31	Series G-1941	2.50		4,589,300.00
31	Series G-1942	2.50		6,894,900.00
31	Series G-1943	2.50		7,100,100.00
31	Series G-1944	2.50		7,909,500.00
31	Series G-1945	2.50		6,047,100.00
31	Series G-1946	2.50		8,482,600.00
31	Series G-1947	2.50		6,159,500.00
31	Series G-1948	2.50		4,913,900.00
31	Series G-1949	2.50		4,546,600.00
31	Series G-1950	2.50		4,642,800.00
31	Series G-1951	2.50	33,765,100.00	1,318,400.00
31	Unclassified sales and redemptions		2,560,957.02	18,529,101.08
31	Depository bonds, First Series	2	4,952,000.00	422,000.00
31	Treasury savings notes:			
31	Series D-1951	1.40		234,892,600.00
31	Series D-1952	1.40		106,107,700.00
31	Series D-1953	1.40		78,530,700.00
31	Series D-1954	1.40		15,703,800.00
31	Series A-1954	1.88	305,164,400.00	73,369,300.00
31	Treasury Bonds, Investment Series B-1975-80:			
31	Redeemed in exchange for Treasury notes, Series EO-1956	2¾		2,393,000.00
31	Treasury notes, Series EO-1956	1½	2,393,000.00	
31	Miscellaneous			3,223,500.00
	Total, December		6,514,235,705.90	6,737,374,604.27
1952				
Jan. 1	Postal savings bonds, 42d Series	2¾		9,454,240.00
3	Treasury bills:			
	Issued Oct. 4, 1951:			
	Redeemed in exchange for series dated Jan. 3, 1952	1.646		64,890,000.00
	Redeemable for cash			1,136,630,000.00
3	Maturing Apr. 3, 1952:			
	Issued in exchange for series dated Oct. 4, 1951	1.883	64,890,000.00	
	Issued for cash		1,136,258,000.00	

Footnotes at end of table.

TABLE 24.—*Issues, maturities, and redemptions of interest-bearing public debt securities, excluding special issues, July 1951–June 1952*¹—Continued

Date	Issue	Rate of interest ²	Amount issued ³	Amount matured, or called or redeemed prior to maturity ⁴
		<i>Percent</i>		
1952	Treasury bills—Continued			
Jan. 10	Issued Oct. 11, 1951:			
	Redeemed in exchange for series dated Jan. 10, 1952	1.576		\$53,348,000.00
	Redeemable for cash			1,147,337,000.00
10	Maturing Apr. 10, 1952:			
	Issued in exchange for series dated Oct. 11, 1951	1.687	\$53,348,000.00	
	Issued for cash		1,147,829,000.00	
17	Issued Oct. 18, 1951:			
	Redeemed in exchange for series dated Jan. 17, 1952	1.615		52,002,000.00
	Redeemable for cash			1,148,319,000.00
17	Maturing Apr. 17, 1952:			
	Issued in exchange for series dated Oct. 18, 1951	1.685	52,002,000.00	
	Issued for cash		1,150,399,000.00	
24	Issued Oct. 25, 1951:			
	Redeemed in exchange for series dated Jan. 24, 1952	1.593		60,161,000.00
	Redeemable for cash			1,140,621,000.00
24	Maturing Apr. 24, 1952:			
	Issued in exchange for series dated Oct. 25, 1951	1.599	60,161,000.00	
	Issued for cash		1,140,529,000.00	
31	Issued Nov. 1, 1951:			
	Redeemed in exchange for series dated Jan. 31, 1952	1.617		48,783,000.00
	Redeemable for cash			1,252,897,000.00
31	Maturing May 1, 1952:			
	Issued in exchange for series dated Nov. 1, 1951	1.589	48,783,000.00	
	Issued for cash		1,252,652,000.00	
	United States savings bonds: ⁵			
31	Series E 1941	2.90	1,085,616.25	64,780,513.19
31	Series E 1942	2.90	17,365,276.25	47,321,205.25
31	Series E 1943	2.90	16,298,659.89	24,443,161.34
31	Series E 1944	2.90	30,212,510.71	27,686,255.68
31	Series E 1945	2.90	14,727,350.32	21,960,939.56
31	Series E 1946	2.90	5,453,930.55	11,171,968.15
31	Series E 1947	2.90	6,439,623.38	12,451,330.45
31	Series E 1948	2.90	6,852,438.27	15,135,676.88
31	Series E 1949	2.90	5,657,434.38	18,812,928.22
31	Series E 1950	2.90	3,463,708.24	24,934,963.43
31	Series E 1951	2.90	255,152,626.24	85,736,525.54
31	Series E 1952	2.90	103,399,487.50	150.00
31	Series F 1941	2.53	399,101.08	742,475.52
31	Series F 1942	2.53	2,105,363.37	1,936,603.26
31	Series F 1943	2.53	1,182,424.39	2,123,826.88
31	Series F 1944	2.53	3,147,716.48	2,279,846.48
31	Series F 1945	2.53	789,507.95	1,752,453.12
31	Series F 1946	2.53	868,802.47	1,135,781.46
31	Series F 1947	2.53	962,688.43	1,447,598.07
31	Series F 1948	2.53	2,775,072.99	2,066,076.23
31	Series F 1949	2.53	407,989.12	1,351,876.49
31	Series F 1950	2.53	260,396.10	1,536,774.22
31	Series F 1951	2.53	6,863,884.05	461,603.90
31	Series F 1952	2.53	5,946,991.50	
31	Series G 1941	2.50		4,373,500.00
31	Series G 1942	2.50		7,643,700.00
31	Series G 1943	2.50		6,593,800.00
31	Series G 1944	2.50		7,298,400.00
31	Series G 1945	2.50		6,176,300.00
31	Series G 1946	2.50		7,007,900.00
31	Series G 1947	2.50		6,650,200.00
31	Series G 1948	2.50		5,624,100.00
31	Series G 1949	2.50		4,844,100.00
31	Series G 1950	2.50		5,080,900.00
31	Series G 1951	2.50	26,922,700.00	2,033,000.00
31	Series G 1952	2.50	26,800,500.00	
31	Unclassified sales and redemptions		17,951,913.63	51,655,721.09
31	Depository bonds, First Series	2	8,203,000.00	1,330,000.00
	Treasury savings notes:			
31	Series D-1952	1.40		490,148,200.00
31	Series D-1953	1.40		17,823,400.00
31	Series D-1954	1.40		15,675,700.00

Footnotes at end of table.

TABLE 24.—Issues, maturities, and redemptions of interest-bearing public debt securities, excluding special issues, July 1951–June 1952¹—Continued

Date	Issue	Rate of interest ²	Amount issued ³	Amount matured, or called or redeemed prior to maturity ⁴
1952	Treasury savings notes—Continued	Percent		
Jan. 31	Series A-1954.....	1.88	\$187,739,800.00	\$54,667,550.00
31	Series A-1955.....	1.88	395,771,000.00	-----
31	Treasury Bonds, Investment Series B-1975-80; Redeemed in exchange for Treasury notes Series EO-1956.....	2¾	-----	12,612,000.00
31	Treasury notes, Series EO-1956.....	1½	12,612,000.00	-----
31	Miscellaneous.....	-----	-----	1,635,000.00
	Total, January.....	-----	7,274,610,513.54	7,194,586,244.41
Feb. 7	Treasury bills:			
	Issued Nov. 8, 1951:			
	Redeemed in exchange for series dated Feb. 7, 1952.....	1.610	-----	59,832,000.00
	Redeemable for cash.....	-----	-----	1,240,443,000.00
7	Maturing May 8, 1952:			
	Issued in exchange for series dated Nov. 8, 1951.....	1.584	59,832,000.00	-----
	Issued for cash.....	-----	1,242,342,000.00	-----
14	Issued Nov. 15, 1951:			
	Redeemed in exchange for series dated Feb. 14, 1952.....	1.619	-----	58,932,000.00
	Redeemable for cash.....	-----	-----	1,243,977,000.00
14	Maturing May 15, 1952:			
	Issued in exchange for series dated Nov. 15, 1951.....	1.643	58,932,000.00	-----
	Issued for cash.....	-----	1,242,638,000.00	-----
21	Issued Nov. 23, 1951:			
	Redeemed in exchange for series dated Feb. 21, 1952.....	1.585	-----	60,525,000.00
	Redeemable for cash.....	-----	-----	1,041,187,000.00
21	Maturing May 22, 1952:			
	Issued in exchange for series dated Nov. 23, 1951.....	1.507	60,525,000.00	-----
	Issued for cash.....	-----	1,039,473,000.00	-----
28	Issued Nov. 29, 1951:			
	Redeemed in exchange for series dated Feb. 28, 1952.....	1.609	-----	42,388,000.00
	Redeemable for cash.....	-----	-----	1,057,645,000.00
28	Maturing May 29, 1952:			
	Issued in exchange for series dated Nov. 29, 1951.....	1.563	42,388,000.00	-----
	Issued for cash.....	-----	1,058,663,000.00	-----
	United States savings bonds: ⁴			
29	Series E-1941.....	2.90	735,954.80	32,384,904.61
29	Series E-1942.....	2.90	10,216,678.13	81,058,846.26
29	Series E-1943.....	2.90	12,640,318.25	25,340,045.26
29	Series E-1944.....	2.90	22,517,992.67	28,964,343.65
29	Series E-1945.....	2.90	10,429,425.32	22,058,104.68
29	Series E-1946.....	2.90	4,181,380.80	11,442,900.91
29	Series E-1947.....	2.90	4,516,631.00	13,045,193.97
29	Series E-1948.....	2.90	5,117,035.59	15,959,237.40
29	Series E-1949.....	2.90	4,206,636.12	18,654,368.46
29	Series E-1950.....	2.90	2,585,129.92	23,778,673.47
29	Series E-1951.....	2.90	81,711,755.00	75,565,634.17
29	Series E-1952.....	2.90	210,378,618.50	35,287.50
29	Series F-1941.....	2.53	249,783.30	743,844.44
29	Series F-1942.....	2.53	1,001,421.67	2,010,811.63
29	Series F-1943.....	2.53	650,997.02	1,838,164.11
29	Series F-1944.....	2.53	1,286,842.33	1,929,277.59
29	Series F-1945.....	2.53	411,720.74	1,735,673.42
29	Series F-1946.....	2.53	586,851.31	1,079,624.22
29	Series F-1947.....	2.53	511,845.40	955,458.21
29	Series F-1948.....	2.53	365,295.01	903,331.60
29	Series F-1949.....	2.53	228,994.49	877,583.66
29	Series F-1950.....	2.53	149,324.51	1,545,124.72
29	Series F-1951.....	2.53	131,811.40	477,248.50
29	Series F-1952.....	2.53	12,621,384.50	74.00
29	Series G-1941.....	2.50	-----	3,543,000.00
29	Series G-1942.....	2.50	-----	5,758,800.00
29	Series G-1943.....	2.50	-----	5,297,900.00
29	Series G-1944.....	2.50	-----	6,114,200.00
29	Series G-1945.....	2.50	-----	4,904,700.00
29	Series G-1946.....	2.50	300.00	7,195,500.00
29	Series G-1947.....	2.50	-----	5,660,600.00

Footnotes at end of table.

TABLE 24.—*Issues, maturities, and redemptions of interest-bearing public debt securities, excluding special issues, July 1951–June 1952*¹—Continued

Date	Issue	Rate of interest ²	Amount issued ³	Amount matured, or called or redeemed prior to maturity ⁴
1952	United States savings bonds ⁵ —Continued	Percent		
Feb. 29	Series G-1948.....	2.50		\$4,763,100.00
29	Series G-1949.....	2.50	\$400.00	4,153,800.00
29	Series G-1950.....	2.50		7,213,700.00
29	Series G-1951.....	2.50	1,017,900.00	1,734,200.00
29	Series G-1952.....	2.50	46,119,700.00	2,600.00
29	Unclassified sales and redemptions.....		⁶ 11,206,837.83	⁶ 14,336,596.15
29	Depository bonds, First Series.....	2	6,009,000.00	520,000.00
29	Treasury savings notes:			
29	Series D-1952.....	1.40		⁷ 49,135,900.00
29	Series D-1953.....	1.40		20,115,100.00
29	Series D-1954.....	1.40		9,943,200.00
29	Series A-1954.....	1.88	44,000.00	46,115,400.00
29	Series A-1955.....	1.88	629,639,500.00	
29	Treasury Bonds, Investment Series B-1975-80			
	Redeemed in exchange for Treasury notes Series E O-1956.....	2¾		12,520,000.00
29	Treasury notes, Series E O-1956.....	1½	12,520,000.00	
29	Miscellaneous.....			1,715,000.00
	Total, February.....		5,876,107,267.15	5,349,382,860.29
Mar. 1	Certificates of indebtedness, Series A-1952:			
	Redeemed in exchange for certificates Series A-1953.....	1¾		8,867,962,000.00
1	Certificates of indebtedness, Series A-1953.....	1¾	8,867,962,000.00	
1	Treasury bonds of 1952-54:			
	Redeemed in exchange for Treasury bonds of 1957-59.....	2½		926,812,000.00
	Redeemable for cash.....			96,756,350.00
1	Treasury bonds of 1957-59.....	2¾	926,812,000.00	
	Treasury bills:			
6	Issued Dec. 6, 1951:			
	Redeemed in exchange for series dated Mar. 6, 1952.....	1.632		39,938,000.00
	Redeemable for cash.....			1,063,684,000.00
6	Maturing June 5, 1952:			
	Issued in exchange for series dated Dec. 6, 1951.....	1.657	39,938,000.00	
	Issued for cash.....		1,060,553,000.00	
13	Issued Dec. 13, 1951:			
	Redeemed in exchange for series dated Mar. 13, 1952.....	1.700		53,697,000.00
	Redeemable for cash.....			1,146,757,000.00
13	Maturing June 12, 1952:			
	Issued in exchange for series dated Dec. 13, 1951.....	1.784	53,697,000.00	
	Issued for cash.....		1,146,441,000.00	
	Treasury bills (tax anticipation series):			
15	Redeemable for cash.....	1.550		1,233,783,000.00
	Treasury bills:			
20	Issued Dec. 20, 1951:			
	Redeemed in exchange for series dated Mar. 20, 1952.....	1.725		51,991,000.00
	Redeemable for cash.....			1,148,825,000.00
20	Maturing June 19, 1952:			
	Issued in exchange for series dated Dec. 20, 1951.....	1.601	51,991,000.00	
	Issued for cash.....		1,148,041,000.00	
27	Issued Dec. 27, 1951:			
	Redeemed in exchange for series dated Mar. 27, 1952.....	1.865		40,599,000.00
	Redeemable for cash.....			1,103,876,000.00
27	Maturing June 26, 1952:			
	Issued in exchange for series dated Dec. 27, 1951.....	1.593	40,599,000.00	
	Issued for cash.....		1,160,470,000.00	
	United States savings bonds: ⁸			
31	Series E-1941.....	2.90	685,559.86	19,018,727.22
31	Series E-1942.....	2.90	10,959,929.75	75,520,974.25
31	Series E-1943.....	2.90	30,678,738.38	26,387,665.51
31	Series E-1944.....	2.90	10,400,914.83	30,571,834.47
31	Series E-1945.....	2.90	9,608,370.66	22,795,886.75
31	Series E-1946.....	2.90	4,003,958.35	11,863,688.40
31	Series E-1947.....	2.90	4,533,582.60	13,293,233.20
31	Series E-1948.....	2.90	4,781,329.94	17,117,283.30
31	Series E-1949.....	2.90	4,134,708.66	20,002,010.98

Footnotes at end of table.

TABLE 24.—Issues, maturities, and redemptions of interest-bearing public debt securities, excluding special issues, July 1951–June 1952¹—Continued

Date	Issue	Rate of interest ²	Amount issued ³	Amount matured, or called or redeemed prior to maturity ⁴
1952	United States savings bonds ¹ —Continued	Percent		
Mar. 31	Series E-1950.....	2.90	\$2,568,647.12	\$25,732,498.09
31	Series E-1951.....	2.90	23,023,356.25	82,736,703.48
31	Series E-1952.....	2.90	269,270,037.75	9,050,793.75
31	Series F-1941.....	2.53	249,785.70	859,508.75
31	Series F-1942.....	2.53	1,142,143.21	1,950,686.44
31	Series F-1943.....	2.53	2,273,704.39	2,526,479.73
31	Series F-1944.....	2.53	375,983.20	2,207,903.41
31	Series F-1945.....	2.53	358,761.30	1,978,173.99
31	Series F-1946.....	2.53	533,682.72	1,257,972.50
31	Series F-1947.....	2.53	538,938.61	1,209,401.00
31	Series F-1948.....	2.53	338,120.57	906,216.15
31	Series F-1949.....	2.53	231,062.71	949,886.17
31	Series F-1950.....	2.53	137,156.86	1,123,210.62
31	Series F-1951.....	2.53	34,617.45	517,834.05
31	Series F-1952.....	2.53	9,778,286.00	24,993.50
31	Series G-1941.....	2.50		3,681,300.00
31	Series G-1942.....	2.50		7,447,300.00
31	Series G-1943.....	2.50		7,367,700.00
31	Series G-1944.....	2.50		7,284,900.00
31	Series G-1945.....	2.50		5,640,000.00
31	Series G-1946.....	2.50		8,582,000.00
31	Series G-1947.....	2.50		6,398,100.00
31	Series G-1948.....	2.50		5,275,700.00
31	Series G-1949.....	2.50		4,583,500.00
31	Series G-1950.....	2.50	50,000.00	4,372,900.00
31	Series G-1951.....	2.50	145,500.00	2,408,900.00
31	Series G-1952.....	2.50	39,461,000.00	10,500.00
31	Unclassified sales and redemptions.....		\$ 9,305,833.50	\$ 9,453,817.01
31	Depository bonds, First Series.....	2	3,241,000.00	3,069,000.00
31	Treasury savings notes:			
31	Series D-1952.....	1.40		7 161,313,000.00
31	Series D-1953.....	1.40		88,388,200.00
31	Series D-1954.....	1.40		31,736,600.00
31	Series A-1954.....	1.88		345,385,200.00
31	Series A-1955.....	1.88	185,061,700.00	690,356,100.00
31	Treasury Bonds, Investment Series B-1975-80:			
31	Redeemed in exchange for Treasury notes, Series EO-1956.....	2¾		16,340,000.00
31	Treasury notes, Series EO-1956.....	1½	16,340,000.00	
31	Miscellaneous.....			2,267,000.00
	Total, March.....		15,122,739,973.37	17,596,807,998.70
Apr. 1	Certificates of indebtedness, Series A-1952:			
1	Redeemable for cash.....	1¾		656,115,000.00
3	Treasury bills:			
3	Issued Jan. 3, 1952:			
	Redeemed in exchange for series dated Apr. 3, 1952.....	1.883		40,093,000.00
	Redeemable for cash.....			1,161,055,000.00
3	Maturing July 3, 1952:			
	Issued in exchange for series dated Jan. 3, 1952.....	1.598	40,093,000.00	
	Issued for cash.....		1,161,412,000.00	
10	Issued Jan. 10, 1952:			
	Redeemed in exchange for series dated Apr. 10, 1952.....	1.687		46,323,000.00
	Redeemable for cash.....			1,154,854,000.00
10	Maturing July 10, 1952:			
	Issued in exchange for series dated Jan. 10, 1952.....	1.629	46,323,000.00	
	Issued for cash.....		1,355,449,000.00	
17	Issued Jan. 17, 1952:			
	Redeemed in exchange for series dated Apr. 17, 1952.....	1.685		70,727,000.00
	Redeemable for cash.....			1,131,674,000.00
17	Maturing July 17, 1952:			
	Issued in exchange for series dated Jan. 17, 1952.....	1.650	70,727,000.00	
	Issued for cash.....		1,330,161,000.00	
24	Issued Jan. 24, 1952:			
	Redeemed in exchange for series dated Apr. 24, 1952.....	1.599		70,713,000.00
	Redeemable for cash.....			1,129,977,000.00

Footnotes at end of table.

TABLE 24.—*Issues, maturities, and redemptions of interest-bearing public debt securities, excluding special issues, July 1951–June 1952*—Continued

Date	Issue	Rate of interest ²	Amount issued ³	Amount matured, or called or redeemed prior to maturity ⁴
1952 Apr. 24	Treasury bills—Continued	Percent		
	Maturing July 24, 1952:			
	Issued in exchange for series dated Jan. 24, 1952.....	1.616	\$70,713,000.00	-----
	Issued for cash.....		1,329,874,000.00	-----
	United States savings bonds: ⁵			
30	Series E-1941.....	2.90	854,818.90	\$15,041,374.45
30	Series E-1942.....	2.90	11,267,551.00	76,516,612.50
30	Series E-1943.....	2.90	23,767,260.51	28,601,701.13
30	Series E-1944.....	2.90	9,430,912.34	31,340,016.75
30	Series E-1945.....	2.90	11,684,782.68	23,628,300.60
30	Series E-1946.....	2.90	4,083,449.58	12,165,896.95
30	Series E-1947.....	2.90	4,300,943.50	13,431,436.25
30	Series E-1948.....	2.90	4,639,559.68	17,100,717.97
30	Series E-1949.....	2.90	3,718,917.39	20,231,561.35
30	Series E-1950.....	2.90	2,381,362.64	25,391,031.15
30	Series E-1951.....	2.90	⁶ 10,335,794.87	69,234,035.66
30	Series E-1952.....	2.90	298,608,981.25	29,991,993.75
30	Series F-1941.....	2.53	310,323.58	493,127.08
30	Series F-1942.....	2.53	990,145.80	2,322,451.90
30	Series F-1943.....	2.53	2,024,696.85	2,443,142.06
30	Series F-1944.....	2.53	291,190.73	2,055,886.60
30	Series F-1945.....	2.53	490,024.06	1,449,078.04
30	Series F-1946.....	2.53	543,604.24	1,372,615.13
30	Series F-1947.....	2.53	513,188.47	1,593,003.79
30	Series F-1948.....	2.53	272,540.86	1,426,528.29
30	Series F-1949.....	2.53	199,987.18	1,181,037.64
30	Series F-1950.....	2.53	620,737.05	2,484,156.61
30	Series F-1951.....	2.53	23,859.15	869,419.50
30	Series F-1952.....	2.53	8,914,706.00	10,434.00
30	Series G-1941.....	2.50		3,463,900.00
30	Series G-1942.....	2.50		7,250,600.00
30	Series G-1943.....	2.50		8,828,300.00
30	Series G-1944.....	2.50		7,333,400.00
30	Series G-1945.....	2.50		5,628,900.00
30	Series G-1946.....	2.50		6,316,300.00
30	Series G-1947.....	2.50		5,644,100.00
30	Series G-1948.....	2.50		4,784,700.00
30	Series G-1949.....	2.50		5,533,800.00
30	Series G-1950.....	2.50		4,902,700.00
30	Series G-1951.....	2.50	87,500.00	1,961,300.00
30	Series G-1952.....	2.50	39,449,300.00	35,900.00
30	Unclassified sales and redemptions.....		⁶ 22,276,267.43	⁶ 8,602,527.78
30	Depository bonds, First Series.....	2	5,845,000.00	2,075,000.00
30	Treasury savings notes:			
30	Series D-1952.....	1.40		⁷ 111,143,900.00
30	Series D-1953.....	1.40		15,479,000.00
30	Series D-1954.....	1.40		12,125,200.00
30	Series A-1954.....	1.88	⁸ 44,000.00	95,004,400.00
30	Series A-1955.....	1.88	408,950,200.00	29,551,600.00
30	Treasury Bonds, Investment Series B-1975-80: Redeemed in exchange for Treasury Notes, Series E.O-1956 and EA-1957.....	2 3/4		502,133,000.00
30	Treasury notes Series E.O-1956.....	1 1/2	916,000.00	-----
30	Treasury notes Series EA-1957.....	1 1/2	501,217,000.00	-----
30	Miscellaneous.....			2,070,500.00
	Total, April.....		6,718,494,481.14	6,664,570,531.37
May 1	Treasury bills:			
	Issued Jan. 31, 1952:			
	Redeemed in exchange for series dated May 1, 1952.....	1.589		59,894,000.00
	Redeemable for cash.....			1,241,541,000.00
1	Maturing July 31, 1952:			
	Issued in exchange for series dated Jan. 31, 1952.....	1.691	59,894,000.00	-----
	Issued for cash.....		1,443,069,000.00	-----
8	Issued Feb. 7, 1952:			
	Redeemed in exchange for series dated May 8, 1952.....	1.584		75,165,000.00
	Redeemable for cash.....			1,227,009,000.00
8	Maturing Aug. 7, 1952:			
	Issued in exchange for series dated Feb. 7, 1952.....	1.710	75,165,000.00	-----
	Issued for cash.....		1,227,983,000.00	-----

Footnotes at end of table.

TABLE 24.—*Issues, maturities, and redemptions of interest-bearing public debt securities, excluding special issues, July 1951–June 1952*¹—Continued

Date	Issue	Rate of interest ²	Amount issued ³	Amount matured, or called or redeemed prior to maturity ⁴
1952	Treasury bills—Continued	Percent		
May 15	Issued Feb. 14, 1952:			
	Redeemed in exchange for series dated May 15, 1952.	1.643		\$84,176,000.00
	Redeemable for cash.			1,217,394,000.00
15	Maturing Aug. 14, 1952:			
	Issued in exchange for series dated Feb. 14, 1952.	1.725	\$84,176,000.00	
	Issued for cash.		1,416,796,000.00	
22	Issued Feb. 21, 1952:			
	Redeemed in exchange for series dated May 22, 1952.	1.507		59,085,000.00
	Redeemable for cash.			1,040,913,000.00
22	Maturing Aug. 21, 1952:			
	Issued in exchange for series dated Feb. 21, 1952.	1.694	59,085,000.00	
	Issued for cash.		1,244,305,000.00	
29	Issued Feb. 28, 1952:			
	Redeemed in exchange for series dated May 29, 1952.	1.563		53,028,000.00
	Redeemable for cash.			1,048,023,000.00
29	Maturing Aug. 28, 1952:			
	Issued in exchange for series dated Feb. 28, 1952.	1.728	53,028,000.00	
	Issued for cash.		1,247,446,000.00	
	United States savings bonds: ⁵			
31	Series E-1941.	2.90	1,536,343.41	11,445,446.71
31	Series E-1942.	2.90	11,878,735.37	70,678,123.88
31	Series E-1943.	2.90	12,599,953.63	26,814,749.98
31	Series E-1944.	2.90	16,330,812.98	28,343,560.68
31	Series E-1945.	2.90	28,768,214.25	21,514,996.22
31	Series E-1946.	2.90	4,082,598.20	11,331,625.70
31	Series E-1947.	2.90	3,955,334.55	12,679,784.55
31	Series E-1948.	2.90	4,666,764.12	15,508,158.15
31	Series E-1949.	2.90	3,728,109.02	18,162,206.94
31	Series E-1950.	2.90	2,321,870.73	22,680,443.15
31	Series E-1951.	2.90	2,895,895.24	52,127,613.76
31	Series E-1952 (Jan. to Apr.)	2.90	180,083,037.50	43,085,212.50
31	Series E-1952 (May to Dec.)	3.00	66,820,650.00	
31	Series F-1941.	2.53	1,096,712.78	778,777.76
31	Series F-1942.	2.53	1,016,428.01	2,178,054.23
31	Series F-1943.	2.53	603,200.41	2,077,766.20
31	Series F-1944.	2.53	933,398.57	1,759,889.81
31	Series F-1945.	2.53	1,366,171.91	1,896,968.28
31	Series F-1946.	2.53	502,188.72	1,026,991.99
31	Series F-1947.	2.53	413,911.95	1,256,186.86
31	Series F-1948.	2.53	259,693.58	835,087.56
31	Series F-1949.	2.53	205,009.76	1,206,724.49
31	Series F-1950.	2.53	201,443.20	1,300,288.43
31	Series F-1951.	2.53	22,365.15	597,201.20
31	Series F-1952.	2.53	4,408,569.00	
31	Series G-1941.	2.50		4,671,200.00
31	Series G-1942.	2.50		7,454,300.00
31	Series G-1943.	2.50		6,619,500.00
31	Series G-1944.	2.50		6,972,600.00
31	Series G-1945.	2.50		7,409,600.00
31	Series G-1946.	2.50		7,564,100.00
31	Series G-1947.	2.50		6,153,800.00
31	Series G-1948.	2.50		5,046,800.00
31	Series G-1949.	2.50		3,754,300.00
31	Series G-1950.	2.50	2,900.00	4,932,400.00
31	Series G-1951.	2.50	20,200.00	2,461,800.00
31	Series G-1952.	2.50	13,022,100.00	13,400.00
31	Series J-1952.	2.76	8,029,116.00	
31	Series K-1952.	2.76	28,927,900.00	
	Unclassified sales and redemptions.		⁶ 11,103,335.27	6,517,246.98
31	Depository bonds, First Series.	2	3,428,500.00	3,581,000.00
	Treasury savings notes:			
31	Series D-1952.	1.40		⁷ 133,867,300.00
31	Series D-1953.	1.40		6,887,000.00
31	Series D-1954.	1.40		4,463,500.00
31	Series A-1954.	1.88		65,344,200.00
31	Series A-1955.	1.88	636,132,300.00	12,148,800.00

Footnotes at end of table.

TABLE 24.—*Issues, maturities, and redemptions of interest-bearing public debt securities, excluding special issues, July 1951–June 1952*¹—Continued

Date	Issue	Rate of interest ²	Amount issued ³	Amount matured, or called or redeemed prior to maturity ⁴
1952	Treasury Bonds, Investment Series B-1975-80:	Percent		
	Redeemed in exchange for Treasury notes Series EA-1957	2¾		\$3,851,000.00
May 31	Treasury notes EA-1957	1½	\$3,851,000.00	
31	Miscellaneous			4,235,000.00
	Total May		7,943,955,092.77	6,759,462,706.01
	Treasury bonds:			
	2¼% of 1965-70			
	2¼% of 1966-71			
	2¼% of 1967-72 (dated June 1, 1945)			
	2¼% of 1967-72 (dated Nov. 15, 1945)			
June 4	Redeemed in exchange for Treasury Bonds, Investment Series B-1975-80	2½		1,174,006,500.00
4	Treasury Bonds, Investment Series B-1975-80	2¾	1,174,006,500.00	
	Issued for cash		415,762,500.00	
	Treasury bills:			
5	Issued Mar. 6, 1952:			
	Redeemed in exchange for series dated June 5, 1952	1.657		37,327,000.00
	Redeemable for cash			1,063,164,000.00
5	Maturing Sept. 4, 1952:			
	Issued in exchange for series dated Mar. 6, 1952	1.737	37,327,000.00	
	Issued for cash		1,262,750,000.00	
12	Issued Mar. 13, 1952:			
	Redeemed in exchange for series dated June 12, 1952	1.784		48,537,000.00
	Redeemable for cash			1,151,601,000.00
12	Maturing Sept. 11, 1952:			
	Issued in exchange for series dated Mar. 13, 1952	1.753	48,537,000.00	
	Issued for cash		1,152,247,000.00	
15	Treasury bills (tax anticipation series):			
	Redeemable for cash	1.497		1,248,825,000.00
19	Treasury bills:			
	Issued Mar. 20, 1952:			
	Redeemed in exchange for series dated June 19, 1952	1.601		42,040,000.00
	Redeemable for cash			1,153,592,000.00
19	Maturing Sept. 18, 1952:			
	Issued in exchange for series dated Mar. 20, 1952	1.626	42,040,000.00	
	Issued for cash		1,160,376,000.00	
26	Issued Mar. 27, 1952:			
	Redeemed in exchange for series dated June 26, 1952	1.593		39,767,000.00
	Redeemable for cash			1,161,302,000.00
26	Maturing Sept. 25, 1952:			
	Issued in exchange for series dated Mar. 27, 1952	1.682	39,767,000.00	
	Issued for cash		1,160,293,000.00	
	United States savings bonds: ⁵			
30	Series E-1941	2.90	4,220,666.02	10,447,762.75
30	Series E-1942	2.90	14,753,813.01	70,166,562.25
30	Series E-1943	2.90	13,603,550.76	25,175,546.40
30	Series E-1944	2.90	37,284,187.79	26,951,294.33
30	Series E-1945	2.90	27,861,962.73	20,908,614.50
30	Series E-1946	2.90	5,263,437.05	10,713,616.25
30	Series E-1947	2.90	5,078,920.93	11,844,059.15
30	Series E-1948	2.90	6,133,927.74	14,452,631.55
30	Series E-1949	2.90	4,541,924.85	17,179,826.60
30	Series E-1950	2.90	2,731,742.69	20,959,930.82
30	Series E-1951	2.90	3,307,747.00	45,503,564.99
30	Series E-1952 (Jan. to Apr.)	2.90	45,654,975.00	52,656,712.50
30	Series E-1952 (May to Dec.)	3.00	195,850,675.00	35,868.75
30	Series F-1941	2.53	1,006,000.19	972,999.74
30	Series F-1942	2.53	1,294,973.75	2,182,797.38
30	Series F-1943	2.53	551,105.43	2,036,817.87
30	Series F-1944	2.53	2,704,144.24	2,201,754.45

Footnotes at end of table.

TABLE 24.—*Issues, maturities, and redemptions of interest-bearing public debt securities, excluding special issues, July 1951-June 1952*¹—Continued

Date	Issue	Rate of interest ²	Amount issued ³	Amount matured, or called or redeemed prior to maturity ⁴
1952	United States savings bonds ⁵ —Con.	Percent		
June 30	Series F-1945.....	2.53	\$3,756,380.94	\$1,574,039.28
30	Series F-1946.....	2.53	723,846.84	1,093,177.30
30	Series F-1947.....	2.53	529,248.17	1,284,563.46
30	Series F-1948.....	2.53	364,167.38	1,129,757.04
30	Series F-1949.....	2.53	243,808.01	918,766.25
30	Series F-1950.....	2.53	280,065.67	1,518,349.08
30	Series F-1951.....	2.53	25,129.95	643,315.55
30	Series F-1952.....	2.53	⁶ 457,487.00	-----
30	Series G-1941.....	2.50	-----	4,953,400.00
30	Series G-1942.....	2.50	-----	6,836,800.00
30	Series G-1943.....	2.50	-----	6,697,600.00
30	Series G-1944.....	2.50	-----	7,733,700.00
30	Series G-1945.....	2.50	-----	6,822,200.00
30	Series G-1946.....	2.50	-----	8,464,500.00
30	Series G-1947.....	2.50	-----	6,150,700.00
30	Series G-1948.....	2.50	-----	4,815,500.00
30	Series G-1949.....	2.50	-----	3,545,000.00
30	Series G-1950.....	2.50	-----	3,787,300.00
30	Series G-1951.....	2.50	13,600.00	2,634,300.00
30	Series G-1952.....	2.50	⁸ 1,431,000.00	9,100.00
30	Series H-1952.....	3.00	30,005,500.00	-----
30	Series J-1952.....	2.76	15,973,554.00	-----
30	Series K-1952.....	2.76	56,925,200.00	-----
	Unclassified sales and redemptions.....	-----	19,682,166.47	22,829,647.95
30	Depository bonds, First Series.....	2	6,044,000.00	141,000.00
	Treasury savings notes:			
30	Series D-1952.....	1.40	-----	⁷ 116,934,700.00
30	Series D-1953.....	1.40	-----	32,587,500.00
30	Series D-1954.....	1.40	-----	15,540,300.00
30	Series A-1954.....	1.88	-----	297,375,400.00
30	Series A-1955.....	1.88	197,934,300.00	593,484,000.00
	Treasury Bonds, Investment Series B-1975-80:			
30	Redeemed in exchange for Treasury notes, Series EA-1957.....	2¾	-----	6,670,000.00
30	Treasury notes, Series EA-1957.....	1½	6,670,000.00	-----
30	Miscellaneous.....	-----	-----	2,684,500.00
	Total, June.....	-----	7,202,232,234.61	8,618,410,976.19
	Total fiscal year 1952.....	-----	109,736,794,139.80	108,815,478,509.22

¹ On basis of daily Treasury statements, supplemented by special statements on public debt issues, redemptions, and exchanges by Bureau of the Public Debt.

² For Treasury bills, average rates on bank discount basis are shown; for United States savings bonds, approximate yield to maturity is shown.

³ For United States savings bonds of Series E and F not currently on sale, amounts represent accrued discount plus issue price of bonds in adjustment cases; for Series E and F, currently on sale, amounts represent issue price plus accrued discount; and for Series G, H, and K, amounts represent issue price at par.

⁴ For United States savings bonds of Series E and F, amounts represent current redemption value (issue price plus accrued discount); and for Series G, H, and K, amounts represent redemption value at par.

⁵ Includes exchanges of matured bonds of Series E for bonds of Series G and K that are not classified by yearly series.

⁶ Deduct: Represents excess of amounts transferred from unclassified sales and redemptions to sales and redemptions of designated series over amounts received as unclassified sales and redemptions.

⁷ Includes securities of certain issue months which have matured.

⁸ Deduct.

TABLE 25.—*Certificates of indebtedness, special series, issues and redemptions, fiscal year 1952*

[In millions of dollars. On basis of daily Treasury statements, see p. 501]

Date	Issues	Re- demp- tions	Out- stand- ing, end of day	Date	Issues	Re- demp- tions	Out- stand- ing, end of day
1951				1952			
December 17.....	320		320	March 25.....		19	170
18.....		320		26.....		156	14
1952				27.....	109		123
January 22.....	55		55	28.....		123	
23.....		33	22	June 16.....	472		472
24.....		22		17.....	64		536
March 17.....	811		811	18.....		123	413
18.....		369	442	19.....		164	249
19.....		131	311	20.....		18	231
20.....	27		338	23.....		157	74
24.....		149	189	24.....		27	47
				25.....		47	

TABLE 26.—Public debt increases and decreases, and balances in general fund, fiscal years 1916-52

[In millions of dollars. On basis of daily Treasury statements, see p. 501]

Fiscal year	Public debt outstanding at end of year	Increase, or decrease (-), in public debt during year	Analysis of increase or decrease in public debt			General fund balance at end of year
			Due to excess of expenditures (+) or receipts (-)	Resulting increase (+) or decrease (-) in general fund balance	Decreases due to statutory debt retirements ¹	
1915.....	1,191.4					158.1
1916.....	1,225.1	33.8	-48.5	+82.3		240.4
1917.....	2,975.6	1,750.5	+853.4	+897.1		1,137.5
1918.....	12,455.2	9,479.6	+9,033.3	+447.5	1.1	1,585.0
1919.....	25,484.5	13,029.3	+13,370.6	-333.3	8.0	1,251.7
1920.....	24,299.3	-1,185.2	-212.5	-894.0	78.7	357.7
1921.....	23,977.5	-321.9	-86.7	+192.0	427.1	549.7
1922.....	22,963.4	-1,014.1	-313.8	-277.6	422.7	272.1
1923.....	22,349.7	-613.7	-309.7	+98.8	402.9	370.9
1924.....	21,250.8	-1,098.9	-505.4	-135.5	458.0	235.4
1925.....	20,516.2	-734.6	-250.5	-17.6	466.5	217.8
1926.....	19,643.2	-873.0	-377.8	-7.8	487.4	210.0
1927.....	18,511.9	-1,131.3	-635.8	+24.1	519.6	234.1
1928.....	17,604.3	-907.6	-398.8	+31.5	540.3	265.5
1929.....	16,931.1	-673.2	-184.8	+61.2	549.6	326.7
1930.....	16,185.3	-745.8	-183.8	-8.1	553.9	318.6
1931.....	16,801.3	616.0	+902.7	+153.3	440.1	471.9
1932.....	19,487.0	2,685.7	+3,153.1	-54.7	412.6	417.2
1933.....	22,538.7	3,051.7	+3,068.3	+445.0	461.6	862.2
1934.....	27,053.1	4,514.5	+3,154.6	+1,719.7	359.9	2,581.9
1935.....	28,700.9	1,647.8	+2,961.9	-740.6	573.6	1,841.3
1936.....	33,778.5	5,077.7	+4,640.7	+840.2	403.2	2,681.5
1937.....	36,424.6	2,646.1	+2,878.1	-128.0	104.0	2,553.5
1938.....	37,164.7	740.1	+1,143.1	-337.6	65.5	2,215.9
1939.....	40,439.5	3,274.8	+2,710.7	+622.3	58.2	2,838.2
1940.....	42,967.5	2,528.0	+3,604.7	-947.5	129.2	1,890.7
1941.....	48,961.4	5,993.9	+5,315.7	+742.4	64.3	2,633.2
1942.....	72,422.4	23,461.0	+23,197.8	+358.0	94.7	2,991.1
1943.....	136,696.1	64,273.6	+57,761.7	+6,515.4	3.5	9,506.6
1944.....	201,003.4	64,307.3	+53,645.3	+10,662.0	(*)	20,168.6
1945.....	258,682.2	57,678.8	+53,149.6	+4,529.2	(*)	24,697.7
1946.....	269,422.1	10,739.9	+21,199.8	-10,459.8	(*)	14,237.9
1947.....	258,286.4	-11,135.7	-206.0	-10,929.7		3,308.1
1948.....	252,292.2	-5,994.1	-6,006.4	+1,623.9	1,011.6	4,932.0
1949.....	252,770.4	478.1	+1,947.5	-1,461.6	7.8	3,470.4
1950.....	257,357.4	4,587.0	+2,592.0	+2,046.7	51.7	5,517.1
1951.....	255,222.0	-2,135.4	-3,973.6	+1,839.5	1.2	7,356.6
1952.....	259,105.2	3,883.2	+4,271.8	-387.8	.9	6,968.8
Total.....		257,913.8	+260,262.4	+6,810.7	9,159.3	

SUMMARY OF CHANGES IN THE PUBLIC DEBT, FISCAL YEARS 1916-52

[In millions of dollars]

Increase in debt on account of—	
Excess of expenditures in certain years.....	274,556.4
Net increase in general fund balance.....	6,810.7
	281,367.0
Decrease in debt on account of—	
Statutory debt retirements.....	9,159.3
Retirements from surplus receipts in certain years.....	14,294.0
	23,453.2
Net increase in debt since June 30, 1915.....	257,913.8
Public debt:	
As of June 30, 1915.....	1,191.4
As of June 30, 1952.....	259,105.2
Net increase, as above.....	257,913.8

^{*} Less than \$50,000.¹ Beginning 1943, statutory debt retirements were not included in budget expenditures in the daily Treasury statement. Such expenditures have been included in this table for comparative purposes.

TABLE 27.—Statutory debt retirements, fiscal years 1918-52

[In thousands of dollars. On basis of par amounts and of daily Treasury statements through 1947, and on basis of Public Debt accounts thereafter; see p. 501]

Fiscal year	Cumulative sinking fund	Repayments of foreign debt	Bonds and notes received for estate taxes	Bonds received for loans from Public Works Administration	Franchise tax receipts, Federal Reserve Banks	Payments from net earnings, Federal intermediate credit banks ¹	Commodity Credit Corporation capital repayments	Miscellaneous gifts, forfeitures, etc.	Total
1918.....					1,134				1,134
1919.....		7,922	93						8,015
1920.....		72,670	3,141		2,922			13	78,746
1921.....	261,100	73,939	26,349		60,724			5,010	427,123
1922.....	276,046	64,838	21,085		60,333			393	422,695
1923.....	284,019	100,893	6,569		10,815			555	402,850
1924.....	295,987	149,388	8,897		3,635			93	458,000
1925.....	306,309	159,179	47		114	680		208	466,538
1926.....	317,092	169,654			59	509		63	487,376
1927.....	333,528	179,216			818	414		5,578	519,555
1928.....	354,741	181,804	2		250	369		3,090	540,255
1929.....	370,277	176,213	20		2,667	266		160	549,604
1930.....	388,369	160,926	73		4,283	172		61	553,884
1931.....	391,660	48,246			18	74		85	440,082
1932.....	412,555		1			21		53	412,630
1933.....	425,660	33,887			2,037			21	461,605
1934.....	359,492	357						15	359,864
1935.....	573,001		1					556	573,558
1936.....	403,238							1	403,240
1937.....	103,815	142						14	103,971
1938.....	65,116	210						139	65,465
1939.....	48,518	120		8,095		1,501		12	58,246
1940.....	128,349			134		685		16	129,184
1941.....	37,011			1,321		548	25,364	16	64,260
1942.....	75,342			668		315	18,393	5	94,722
1943.....	3,460							4	3,463
1944.....	-1							3	2
1945.....								2	2
1946.....								4	4
1947.....								(²)	
1948.....	746,636			8,028		1,634	45,509	209,828	1,011,636
1949.....	7,498					178		81	7,758
1950.....	1,815					261	48,943	690	51,709
1951.....	839					394			1,232
1952.....	551					300			851
Total.....	6,972,022	1,579,605	66,278	18,248	149,809	8,321	138,209	226,769	9,159,260

¹ Act of Mar. 4, 1923 (42 Stat. 1456, sec. 206 (b)), requiring division of net earnings, was amended by act of May 19, 1932 (47 Stat. 159, sec. 3). Act of Aug. 19, 1937 (50 Stat. 715, sec. 30), provides for franchise tax.

² Includes \$4,842,066.45 written off the debt Dec. 31, 1920, on account of fractional currency estimated to have been lost or destroyed in circulation.

³ Beginning with 1947, bonds acquired through gifts, forfeitures, and estate taxes are redeemed prior to maturity from regular public debt receipts.

⁴ Represents payments from net earnings, War Damage Corporation.

TABLE 28.—*Cumulative sinking fund, fiscal years 1921-52*

[In millions of dollars. On basis of Public Debt accounts, see p. 501]

Fiscal year	Appropriations	Available for expenditure during year ¹	Debt retired ²	
			Par amount	Cost (principal)
1921	256.2	256.2	261.3	254.8
1922	273.1	274.5	275.9	274.5
1923	284.1	284.2	284.0	284.1
1924	294.9	294.9	296.0	294.9
1925	306.7	306.7	306.3	306.7
1926	321.2	321.2	317.1	321.2
1927	336.9	336.9	333.5	336.9
1928	355.1	355.1	354.7	355.1
1929	370.2	370.2	370.3	370.2
1930	382.9	382.9	388.4	382.9
1931	392.2	392.2	391.7	392.2
1932	410.9	410.9	412.6	410.9
1933	425.6	425.6	425.7	425.6
1934	438.5	438.5	439.5	438.5
1935	493.8	493.8	573.0	493.8
1936	553.0	553.2	403.3	403.3
1937	572.8	722.7	103.7	103.7
1938	577.6	1,196.5	65.2	65.2
1939	580.9	1,712.2	48.5	48.5
1940	582.0	2,245.6	128.3	128.3
1941	585.8	2,703.2	37.0	37.0
1942	586.9	3,253.1	75.3	75.3
1943	587.8	3,765.6	3.4	3.4
1944	587.6	4,349.7		
1945	587.6	4,937.4		
1946	587.6	5,525.0		
1947	587.6	6,112.6		
1948	603.5	6,716.0	746.6	746.6
1949	619.6	6,589.0	7.5	7.5
1950	619.7	7,201.2	1.8	1.8
1951	619.8	7,819.2	.8	.8
1952	619.8	8,438.1	.6	.6
Total	15,401.9		6,972.0	6,964.3
Deduct cumulative expenditures	6,964.3			
Unexpended balance	8,437.6			

¹ Amount available each year includes unexpended balance brought forward from prior year.² Net discount on debt retired through June 30, 1952, is \$7.7 million.TABLE 29.—*Transactions on account of the cumulative sinking fund, fiscal year 1952*

[On basis of Public Debt accounts, see p. 501]

Unexpended balance July 1, 1951	\$7,818,348,019.83
Appropriation for 1952:	
Initial credit:	
(a) Under the Victory Loan Act (2½% of the aggregate amount of Liberty bonds and Victory notes outstanding on July 1, 1920, less an amount equal to the par amount of any obligation of foreign governments held by the United States on July 1, 1920)	\$253,404,864.87
(b) Under the Emergency Relief and Construction Act of 1932 (2½% of the aggregate amount of expenditures from appropriations made or authorized under this act)	7,860,606.83
(c) Under the National Industrial Recovery Act (2½% of the aggregate amount of expenditures from appropriations made or authorized under this act)	80,163,742.84
Total initial credit	341,429,214.54
Secondary credit (the interest which would have been payable during the fiscal year for which the appropriation is made on the bonds and notes purchased, redeemed, or paid out of the sinking fund during such year or in previous years)	278,348,606.99
Total available, 1952	8,438,125,841.36
Securities retired in 1952: 4½% Treasury bonds of 1947-52	551,200.00
Unexpended balance June 30, 1952	8,437,574,641.36

United States Savings Bonds and Treasury Savings Notes

TABLE 30.—Summary of sales and redemptions of savings bonds by series, fiscal years 1935-52 and monthly 1952

[In millions of dollars. On basis of daily Treasury statements, see p. 501]

Fiscal year or month	Series A-D ¹	Series E and H ²	Series F and J	Series G and K ³	Total
Sales ⁴ at issue price plus accrued discount					
1935-40.....	3,215.5				3,215.5
1941.....	893.0	203.1	66.7	394.6	1,557.4
1942.....	86.6	3,527.8	435.1	2,032.1	6,081.6
1943.....	92.1	8,304.4	760.4	2,759.5	11,916.3
1944.....	96.0	11,938.1	811.1	2,875.6	15,720.9
1945.....	103.3	11,818.1	698.0	2,658.3	15,277.8
1946.....	106.0	7,172.7	440.1	2,465.4	10,184.2
1947.....	107.5	4,823.6	406.8	2,560.8	7,898.7
1948.....	110.1	4,659.2	362.4	1,507.4	7,039.1
1949.....	100.7	5,031.9	545.2	2,390.0	8,067.6
1950.....	67.8	4,887.4	314.1	1,448.5	6,717.8
1951.....	24.6	4,307.1	437.4	1,523.3	6,292.3
1952.....	(*)	4,406.7	217.5	508.2	5,132.4
Total through June 30, 1952.....	5,003.1	71,080.1	5,494.7	23,523.6	105,101.6
1951—July.....	(*)	365.7	20.3	44.8	430.8
August.....	(*)	343.9	13.5	38.2	395.6
September.....	(*)	311.4	13.1	36.1	360.5
October.....	(*)	348.8	16.4	50.0	415.2
November.....		353.6	15.7	38.6	408.0
December.....		375.7	20.0	34.1	429.7
1952—January.....	(*)	472.9	29.1	61.4	563.4
February.....		365.9	15.6	41.6	423.1
March.....	(*)	368.0	15.1	37.8	421.0
April.....	(*)	344.0	16.0	36.9	396.9
May.....	(*)	340.7	15.8	33.1	389.6
June.....		416.0	27.0	55.5	498.5
Redemptions (including redemptions of matured bonds) at current redemption value					
1935-40.....	310.8				310.8
1941.....	147.5	(*)	(*)	0.5	148.1
1942.....	132.7	60.0	2.9	11.8	207.4
1943.....	88.2	688.6	17.0	54.5	848.3
1944.....	79.3	2,099.9	57.7	134.0	2,370.9
1945.....	142.8	3,845.9	89.3	220.4	4,298.4
1946.....	308.6	5,911.7	149.1	347.7	6,717.1
1947.....	482.1	4,390.9	203.0	469.0	5,544.9
1948.....	515.9	3,824.8	206.5	565.7	5,112.9
1949.....	702.6	3,529.7	216.0	619.0	5,067.4
1950.....	1,080.6	3,520.9	199.2	621.4	5,422.1
1951.....	800.2	4,294.7	247.9	794.4	6,137.1
1952.....	89.9	4,007.8	228.9	782.8	5,109.3
Total through June 30, 1952.....	4,881.1	36,174.8	1,617.5	4,621.3	47,294.6
1951—July.....	17.3	338.3	37.1	89.5	482.2
August.....	12.7	324.4	24.7	75.1	436.9
September.....	8.0	298.6	20.5	63.1	390.2
October.....	8.8	322.2	18.6	60.8	410.4
November.....	6.8	280.8	15.2	61.2	364.1
December.....	5.8	313.9	18.2	63.2	401.1
1952—January.....	7.0	466.1	16.8	63.3	493.2
February.....	6.9	334.0	14.1	56.3	411.3
March.....	5.0	344.7	15.5	63.1	428.3
April.....	4.6	354.1	17.7	61.7	438.1
May.....	3.6	340.9	14.9	63.1	422.5
June.....	3.2	349.8	15.6	62.5	431.0

* Less than \$50,000.

¹ Not issued after Apr. 30, 1941. Sales figures after that date represent accrued discount on outstanding bonds, and adjustments.² Series G, H, and K are stated at par.³ See table 31, footnotes 4, 5, and 8.⁴ See table 31, footnote 3.

TABLE 31.—Sales and redemptions of Series E through K savings bonds by series, fiscal years 1941-52 and monthly 1952

[In millions of dollars]

Fiscal year or month	Sales	Accrued discount	Sales plus accrued discount	Redemptions			Amounts out-standing ² (interest-bearing)
				Total	Original purchase price ¹	Accrued discount ¹	
Series E and H							
1941 (May 1-June 30).....	203.1	-----	203.1	(*)	(*)	-----	203.1
1942.....	3,526.3	1.5	3,527.8	60.0	60.0	(*)	3,670.8
1943.....	8,271.3	33.1	8,304.4	688.6	688.0	0.6	11,286.6
1944.....	11,819.7	118.4	11,938.1	2,099.9	2,094.7	5.2	21,124.8
1945.....	11,553.4	264.8	11,818.1	3,845.9	3,825.5	20.4	29,097.1
1946.....	6,738.9	433.8	7,172.7	5,911.7	5,842.8	68.9	30,358.2
1947.....	4,287.3	536.3	4,823.6	4,390.9	4,288.0	102.9	30,791.0
1948.....	4,026.1	633.1	4,659.2	3,824.8	3,689.0	135.8	31,625.3
1949.....	4,278.5	753.4	5,031.9	3,529.7	3,367.9	161.9	33,127.4
1950.....	3,992.9	894.6	4,887.4	3,520.9	3,326.1	194.7	34,494.0
1951.....	3,272.1	1,035.0	4,307.1	4,294.7	3,987.3	307.3	34,506.4
1952.....	3,296.1	1,110.6	4,406.7	4,007.8	3,582.6	425.1	34,905.4
Total through June 30, 1952.....	65,265.6	5,814.6	71,080.1	36,174.8	34,752.0	1,422.7	34,905.4
1951—July.....	258.1	107.6	365.7	338.3	306.5	31.8	34,533.8
August.....	267.1	76.8	343.9	324.4	290.5	33.8	34,553.3
September.....	229.8	81.5	311.4	298.6	273.0	25.6	34,566.1
October.....	274.0	74.9	348.8	322.2	288.6	33.6	34,592.7
November.....	267.9	85.8	353.6	280.8	253.0	27.8	34,665.5
December.....	253.8	121.9	375.7	313.9	283.4	30.6	34,727.3
1952—January.....	363.6	109.3	472.9	406.1	363.4	42.7	34,794.1
February.....	287.5	78.4	365.9	334.0	290.0	44.0	34,826.1
March.....	284.4	83.6	368.0	344.7	304.3	40.4	34,849.4
April.....	266.7	77.3	344.0	354.1	313.2	40.8	34,839.4
May.....	249.8	91.0	340.7	340.9	303.5	37.4	34,839.2
June.....	293.3	122.6	416.0	349.8	313.3	36.5	34,905.4
Series F, G, J, and K							
1941 (May 1-June 30).....	461.2	-----	461.2	0.6	0.6	-----	460.7
1942.....	2,467.0	0.2	2,467.2	14.7	14.7	(*)	2,913.2
1943.....	3,517.4	2.5	3,519.8	71.5	71.5	(*)	6,361.5
1944.....	3,677.9	8.8	3,686.7	191.7	191.4	0.3	9,856.5
1945.....	3,337.4	18.9	3,356.4	309.7	308.8	.9	12,903.2
1946.....	2,872.7	32.8	2,905.5	496.8	494.2	2.6	15,311.9
1947.....	2,920.4	47.2	2,967.6	671.9	666.1	5.8	17,607.5
1948.....	2,208.0	61.2	2,269.2	772.2	763.5	8.7	19,105.1
1949.....	2,862.5	72.6	2,935.1	835.0	823.3	11.8	21,205.2
1950.....	1,679.9	82.8	1,762.6	820.6	806.7	13.9	22,147.2
1951.....	1,870.8	89.9	1,960.7	1,042.3	1,021.3	21.0	23,065.6
1952.....	629.3	96.4	725.6	1,011.7	990.2	21.4	22,779.6
Total through June 30, 1952.....	28,505.1	513.2	29,018.4	6,238.8	6,152.5	86.3	22,779.6
1951—July.....	52.7	12.4	65.1	126.6	124.2	2.4	23,004.1
August.....	46.4	5.3	51.7	99.8	97.7	2.0	22,956.1
September.....	43.1	6.1	49.2	83.6	81.7	2.0	22,921.7
October.....	60.4	6.4	66.4	79.4	77.7	1.7	22,908.7
November.....	48.0	6.4	54.4	76.4	75.0	1.4	22,886.6
December.....	42.8	11.3	54.0	81.4	79.6	1.8	22,859.3
1952—January.....	77.6	13.0	90.5	80.2	78.5	1.7	22,869.6
February.....	51.7	5.5	57.2	70.4	68.9	1.5	22,856.4
March.....	46.7	6.2	52.9	78.6	76.8	1.8	22,830.7
April.....	46.6	6.3	52.9	79.4	77.6	1.8	22,804.2
May.....	42.2	6.6	48.8	78.0	76.3	1.7	22,775.1
June.....	71.1	11.4	82.5	78.0	76.2	1.8	22,779.6

Footnotes at end of table.

TABLE 31.—Sales and redemptions of Series E through K savings bonds by series, fiscal years 1941-52 and monthly 1952—Continued

[In millions of dollars]

Fiscal year or month	Sales	Accrued discount	Sales plus accrued discount	Redemptions			Amounts outstanding ² (interest-bearing)
				Total	Original purchase price ¹	Accrued discount ¹	
Series E							
1941 (May 1-June 30).....	203.1	-----	203.1	(*)	(*)	-----	203.1
1942.....	3,526.3	1.5	3,527.8	60.0	60.0	(*)	3,670.8
1943.....	8,271.3	33.1	8,304.4	688.6	688.0	0.6	11,286.6
1944.....	11,819.7	118.4	11,938.1	2,099.9	2,094.7	5.2	21,124.8
1945.....	11,553.4	264.8	11,818.1	3,845.9	3,825.5	20.4	29,097.1
1946.....	6,738.9	433.8	7,172.7	5,911.7	5,842.8	68.9	30,358.2
1947.....	4,287.3	536.3	4,823.6	4,390.9	4,288.0	102.9	30,791.0
1948.....	4,026.1	633.1	4,659.2	3,824.8	3,689.0	135.8	31,625.3
1949.....	4,278.5	753.4	5,031.9	3,529.7	3,367.9	161.9	33,127.4
1950.....	3,992.9	894.6	4,887.4	3,520.9	3,326.1	194.7	34,494.0
1951.....	3,272.1	1,035.0	4,307.1	* 4,294.7	3,987.3	307.3	34,506.4
1952.....	3,266.1	1,110.6	4,376.7	* 4,007.8	3,582.6	425.1	34,875.4
Total through June 30, 1952.....	65,235.6	5,814.6	71,050.1	36,174.8	34,752.0	1,422.7	34,875.4
1951—July.....	258.1	107.6	365.7	338.3	306.5	31.8	34,533.8
August.....	267.1	76.8	343.9	324.4	290.5	33.8	34,553.3
September.....	229.8	81.5	311.4	298.6	273.0	25.6	34,566.1
October.....	274.0	74.9	348.8	322.2	288.6	33.6	34,592.7
November.....	267.9	85.8	353.6	280.8	253.0	27.8	34,665.5
December.....	253.8	121.9	375.7	313.9	283.4	30.6	34,727.3
1952—January.....	363.6	109.3	472.9	406.1	363.4	42.7	34,794.1
February.....	287.5	78.4	365.9	334.0	290.0	44.0	34,826.1
March.....	284.4	83.6	368.0	344.7	304.3	40.4	34,849.4
April.....	266.7	77.3	344.0	354.1	313.2	40.8	34,839.4
May.....	249.8	91.0	340.7	340.9	303.5	37.4	34,839.2
June.....	263.3	122.6	386.0	349.8	313.3	36.5	34,875.4
Series H ⁴							
1952.....	30.0	-----	30.0	-----	-----	-----	30.0
1952—June.....	30.0	-----	30.0	-----	-----	-----	30.0
Series F ⁵							
1941 (May 1-June 30).....	66.7	-----	66.7	(*)	(*)	-----	66.6
1942.....	434.9	0.2	435.1	2.9	2.9	(*)	498.9
1943.....	757.9	2.5	760.4	17.0	17.0	(*)	1,242.3
1944.....	802.2	8.8	811.1	57.7	57.4	0.3	1,995.7
1945.....	679.1	18.9	698.0	89.3	88.5	.9	2,604.4
1946.....	407.3	32.8	440.1	149.1	146.5	2.6	2,895.4
1947.....	359.7	47.2	406.8	203.0	197.2	5.8	3,099.2
1948.....	301.2	61.2	362.4	206.5	197.8	8.7	3,255.1
1949.....	* 472.6	72.6	545.2	216.0	204.2	11.8	3,584.3
1950.....	231.3	82.8	314.1	199.2	185.3	13.9	3,699.2
1951.....	* 347.5	89.9	437.4	247.9	226.9	21.0	3,888.7
1952.....	97.1	96.4	193.5	228.9	207.4	21.4	3,853.3
Total through June 30, 1952.....	4,957.5	513.2	5,470.7	1,617.5	1,531.2	86.3	3,853.3
1951—July.....	7.9	12.4	20.3	37.1	34.7	2.4	3,871.9
August.....	8.2	5.3	13.5	24.7	22.7	2.0	3,860.7
September.....	7.0	6.1	13.1	20.5	18.6	2.0	3,853.3
October.....	10.4	6.0	16.4	18.6	16.9	1.7	3,851.0
November.....	9.4	6.4	15.7	15.2	13.8	1.4	3,851.6
December.....	8.7	11.3	20.0	18.2	16.4	1.8	3,853.4
1952—January.....	16.1	13.0	29.1	16.8	15.2	1.7	3,865.6
February.....	10.1	5.5	15.6	14.1	12.6	1.5	3,867.1
March.....	8.9	6.2	15.1	15.5	13.8	1.8	3,866.7
April.....	9.7	6.3	16.0	17.7	16.0	1.8	3,865.0
May.....	1.1	6.6	7.8	14.9	13.2	1.7	3,857.8
June.....	— .4	11.4	11.0	15.6	13.8	1.8	3,853.3

Footnotes at end of table.

630 1952 REPORT OF THE SECRETARY OF THE TREASURY

TABLE 31.—Sales and redemptions of Series E through K savings bonds by series, fiscal years 1941-52 and monthly 1952—Continued

(In millions of dollars)

Fiscal year or month	Sales	Accrued discount	Sales plus accrued discount	Redemptions			Amounts outstanding ² (interest-bearing)
				Total	Original purchase price ¹	Accrued dis- count	
Series J ³							
1952.....	24.0	-----	24.0	-----	-----	-----	24.0
1952—May.....	8.0	-----	8.0	-----	-----	-----	8.0
June.....	16.0	-----	16.0	-----	-----	-----	24.0
Series G ⁴							
1941 (May 1-June 30).....	394.6	-----	394.6	0.5	0.5	-----	394.0
1942.....	2,032.1	-----	2,032.1	11.8	11.8	-----	2,414.3
1943.....	2,759.5	-----	2,759.5	54.5	54.5	-----	5,119.2
1944.....	2,875.6	-----	2,875.6	134.0	134.0	-----	7,860.8
1945.....	2,658.3	-----	2,658.3	220.4	220.4	-----	10,298.8
1946.....	2,465.4	-----	2,465.4	347.7	347.7	-----	12,416.5
1947.....	2,560.8	-----	2,560.8	469.0	469.0	-----	14,508.3
1948.....	1,907.4	-----	1,907.4	565.7	565.7	-----	15,850.0
1949.....	2,390.0	-----	2,390.0	619.0	619.0	-----	17,620.9
1950.....	1,448.5	-----	1,448.5	621.4	621.4	-----	18,448.0
1951.....	1,523.3	-----	1,523.3	794.4	794.4	-----	19,177.0
1952.....	422.3	-----	422.3	782.8	782.8	-----	18,816.5
Total through June 30, 1952.....	23,437.8	-----	23,437.8	4,621.3	4,621.3	-----	18,816.5
1951—July.....	44.8	-----	44.8	89.5	89.5	-----	19,132.3
August.....	38.2	-----	38.2	75.1	75.1	-----	19,095.4
September.....	36.1	-----	36.1	63.1	63.1	-----	19,068.4
October.....	50.0	-----	50.0	60.8	60.8	-----	19,057.7
November.....	38.6	-----	38.6	61.2	61.2	-----	19,035.0
December.....	34.1	-----	34.1	63.2	63.2	-----	19,005.9
1952—January.....	61.4	-----	61.4	63.3	63.3	-----	19,004.0
February.....	41.6	-----	41.6	56.3	56.3	-----	18,989.3
March.....	37.8	-----	37.8	63.1	63.1	-----	18,964.1
April.....	36.9	-----	36.9	61.7	61.7	-----	18,939.2
May.....	4.1	-----	4.1	63.1	63.1	-----	18,880.3
June.....	-1.4	-----	-1.4	62.5	62.5	-----	18,816.5
Series K ⁵							
1952.....	85.9	-----	85.9	-----	-----	-----	85.9
1952—May.....	28.9	-----	28.9	-----	-----	-----	28.9
June.....	56.9	-----	56.9	-----	-----	-----	85.9

NOTE.—Details by months from May 1941 for Series E, F, and G bonds (and from May 1935 for Series A-D bonds) will be found in 1943 annual report, p. 605, and in corresponding tables in subsequent reports.

¹ Less than \$50,000.

² Estimated.

³ Amounts outstanding are at current redemption values, except for Series G, H, and K, which are stated at par.

⁴ Includes exchanges of matured Series E bonds for Series G bonds beginning with May 1951 and for Series K bonds beginning with May 1952.

⁵ Sales of Series H began June 1, 1952.

⁶ Sales of F and G were discontinued after April 30, 1952.

⁷ Includes sales to institutional investors in July 1948. See 1948 annual report, p. 194.

⁸ Includes sales to institutional investors during October, November, and December 1950. See 1951 annual report, p. 177.

⁹ Sales of Series J and K began May 1, 1952.

TABLE 32.—Sales of Series E through K savings bonds by denominations, fiscal years 1941-52 and monthly 1952

[On basis of daily Treasury statements and reports of sales]

Fiscal year or month	Total, all denominations	\$10 ¹	\$25	\$50	\$100	\$200 ²	\$500	\$1,000
Series E and H sales, in millions of dollars at issue price								
1941-45.....	35,373.8	69.2	11,695.0	4,803.1	7,557.6	-----	4,407.4	6,841.4
1946.....	6,738.9	63.8	2,101.3	910.3	1,102.0	196.6	774.3	1,590.6
1947.....	4,287.3	15.7	860.2	408.6	585.2	120.1	616.7	1,680.8
1948.....	4,026.1	3.9	677.7	371.3	583.2	122.4	589.2	1,678.3
1949.....	4,278.5	3.0	738.7	428.4	641.3	137.4	588.4	1,741.3
1950.....	3,992.9	2.5	734.1	444.0	649.1	137.5	529.7	1,496.0
1951.....	3,272.1	(*)	782.8	442.0	573.7	117.8	388.6	967.2
1952.....	³ 3,296.1	(*)	950.6	492.3	566.9	108.0	357.0	810.7
1951—July.....	258.1	(*)	71.9	37.4	45.0	9.2	28.6	66.0
August.....	267.1	(*)	75.9	39.9	48.0	9.3	29.5	64.5
September.....	229.8	(*)	67.5	34.2	41.7	7.9	25.1	53.4
October.....	274.0	(*)	77.9	41.4	49.5	9.6	31.0	64.6
November.....	267.9	(*)	77.8	40.4	47.9	9.1	29.7	63.0
December.....	253.8	(*)	73.8	37.5	45.2	9.0	28.2	60.2
1952—January.....	363.6	-----	91.2	48.0	57.9	11.9	42.5	112.2
February.....	287.5	-----	79.8	41.5	47.5	8.9	31.2	78.7
March.....	284.4	-----	86.6	45.5	49.0	8.9	28.8	65.6
April.....	266.7	-----	83.7	42.8	46.3	8.3	26.5	59.2
May.....	249.8	-----	82.8	41.5	43.7	7.8	23.6	50.4
June.....	³ 293.3	-----	81.7	42.2	45.3	8.3	32.2	73.0
Series E and H sales, in thousands of pieces								
1941-45.....	882,683	9,223	623,733	128,084	100,769	-----	11,753	9,122
1946.....	165,039	8,505	112,071	24,274	14,693	1,311	2,065	2,121
1947.....	71,356	2,095	45,876	10,896	7,803	801	1,645	2,241
1948.....	58,971	522	36,146	9,901	7,777	816	1,571	2,238
1949.....	64,676	394	39,400	11,425	8,550	916	1,569	2,322
1950.....	64,304	335	39,150	11,841	8,654	917	1,413	1,995
1951.....	64,299	1	41,761	11,786	7,649	786	1,036	1,290
1952.....	³ 74,136	(*)	50,701	13,129	7,559	720	948	1,076
1951—July.....	5,659	(*)	3,836	997	600	61	76	88
August.....	5,980	(*)	4,049	1,065	639	62	79	86
September.....	5,259	(*)	3,600	912	556	53	67	71
October.....	6,154	(*)	4,157	1,104	660	64	83	86
November.....	6,090	(*)	4,150	1,077	639	61	79	84
December.....	5,754	(*)	3,936	1,001	602	60	75	80
1952—January.....	7,257	-----	4,862	1,281	772	79	113	150
February.....	6,243	-----	4,257	1,106	633	59	83	105
March.....	6,706	-----	4,617	1,212	654	59	77	88
April.....	6,427	-----	4,464	1,141	617	55	71	79
May.....	6,286	-----	4,414	1,107	583	52	63	67
June.....	³ 6,322	-----	4,359	1,126	604	56	82	93
Series F and J sales, in millions of dollars at issue price								
1941-45.....	2,740.9	16.3	90.1	143.8	727.5	-----	564.4	1,198.7
1946.....	407.3	2.3	9.9	16.9	101.3	-----	77.7	199.2
1947.....	359.7	.8	5.9	11.6	89.0	-----	72.1	180.3
1948.....	301.2	.6	4.9	10.5	72.0	-----	59.0	154.2
1949.....	472.6	.5	4.0	8.0	54.9	-----	51.0	354.2
1950.....	231.3	.5	3.7	7.1	48.7	-----	37.5	133.8
1951.....	347.5	.4	2.9	5.2	33.2	-----	29.5	276.4
1952.....	⁷ 121.1	.3	2.7	4.6	26.6	-----	20.2	59.9
1951—July.....	7.9	(*)	.2	.4	2.2	-----	1.5	3.6
August.....	8.2	(*)	.2	.4	2.1	-----	1.6	3.9
September.....	7.0	(*)	.1	.3	1.7	-----	1.2	3.7
October.....	10.4	(*)	.3	.4	2.6	-----	2.1	4.9
November.....	9.4	(*)	.2	.4	2.4	-----	2.0	4.3
December.....	8.7	(*)	.4	.4	2.4	-----	1.6	3.9
1952—January.....	16.1	(*)	.3	.6	3.5	-----	2.6	9.2
February.....	10.1	(*)	.2	.4	2.0	-----	1.5	6.0
March.....	8.9	(*)	.2	.4	2.3	-----	1.9	4.2
April.....	9.7	(*)	.2	.3	2.3	-----	1.7	5.2
May.....	⁷ 9.2	(*)	.1	.2	1.2	-----	1.0	3.9
June.....	⁷ 15.6	(*)	.2	.4	2.1	-----	1.6	7.2
Series F and J sales, in thousands of pieces								
1941-45.....	882,683	9,223	623,733	128,084	100,769	-----	11,753	9,122
1946.....	165,039	8,505	112,071	24,274	14,693	1,311	2,065	2,121
1947.....	71,356	2,095	45,876	10,896	7,803	801	1,645	2,241
1948.....	58,971	522	36,146	9,901	7,777	816	1,571	2,238
1949.....	64,676	394	39,400	11,425	8,550	916	1,569	2,322
1950.....	64,304	335	39,150	11,841	8,654	917	1,413	1,995
1951.....	64,299	1	41,761	11,786	7,649	786	1,036	1,290
1952.....	³ 74,136	(*)	50,701	13,129	7,559	720	948	1,076
1951—July.....	5,659	(*)	3,836	997	600	61	76	88
August.....	5,980	(*)	4,049	1,065	639	62	79	86
September.....	5,259	(*)	3,600	912	556	53	67	71
October.....	6,154	(*)	4,157	1,104	660	64	83	86
November.....	6,090	(*)	4,150	1,077	639	61	79	84
December.....	5,754	(*)	3,936	1,001	602	60	75	80
1952—January.....	7,257	-----	4,862	1,281	772	79	113	150
February.....	6,243	-----	4,257	1,106	633	59	83	105
March.....	6,706	-----	4,617	1,212	654	59	77	88
April.....	6,427	-----	4,464	1,141	617	55	71	79
May.....	6,286	-----	4,414	1,107	583	52	63	67
June.....	³ 6,322	-----	4,359	1,126	604	56	82	93
Series F and J sales, in thousands of pieces								
1941-45.....	882,683	9,223	623,733	128,084	100,769	-----	11,753	9,122
1946.....	165,039	8,505	112,071	24,274	14,693	1,311	2,065	2,121
1947.....	71,356	2,095	45,876	10,896	7,803	801	1,645	2,241
1948.....	58,971	522	36,146	9,901	7,777	816	1,571	2,238
1949.....	64,676	394	39,400	11,425	8,550	916	1,569	2,322
1950.....	64,304	335	39,150	11,841	8,654	917	1,413	1,995
1951.....	64,299	1	41,761	11,786	7,649	786	1,036	1,290
1952.....	³ 74,136	(*)	50,701	13,129	7,559	720	948	1,076
1951—July.....	5,659	(*)	3,836	997	600	61	76	88
August.....	5,980	(*)	4,049	1,065	639	62	79	86
September.....	5,259	(*)	3,600	912	556	53	67	71
October.....	6,154	(*)	4,157	1,104	660	64	83	86
November.....	6,090	(*)	4,150	1,077	639	61	79	84
December.....	5,754	(*)	3,936	1,001	602	60	75	80
1952—January.....	7,257	-----	4,862	1,281	772	79	113	150
February.....	6,243	-----	4,257	1,106	633	59	83	105
March.....	6,706	-----	4,617	1,212	654	59	77	88
April.....	6,427	-----	4,464	1,141	617	55	71	79
May.....	6,286	-----	4,414	1,107	583	52	63	67
June.....	³ 6,322	-----	4,359	1,126	604	56	82	93
Series F and J sales, in thousands of pieces								
1941-45.....	882,683	9,223	623,733	128,084	100,769	-----	11,753	9,122
1946.....	165,039	8,505	112,071	24,274	14,693	1,311	2,065	2,121
1947.....	71,356	2,095	45,876	10,896	7,803	801	1,645	2,241
1948.....	58,971	522	36,146	9,901	7,777	816	1,571	2,238
1949.....	64,676	394	39,400	11,425	8,550	916	1,569	2,322
1950.....	64,304	335	39,150	11,841	8,654	917	1,413	1,995
1951.....	64,299	1	41,761	11,786	7,649	786	1,036	1,290
1952.....	³ 74,136	(*)	50,701	13,129	7,559	720	948	1,076
1951—July.....	5,659	(*)	3,836	997	600	61	76	88
August.....	5,980	(*)	4,049	1,065	639	62	79	86
September.....	5,259	(*)	3,600	912	556	53	67	71
October.....	6,154	(*)	4,157	1,104	660	64	83	86
November.....	6,090	(*)	4,150	1,077	639	61	79	84
December.....	5,754	(*)	3,936	1,001	602	60	75	80
1952—January.....	7,257	-----	4,862	1,281	772	79	113	150
February.....	6,243	-----	4,257	1,106	633	59	83	105
March.....	6,706	-----	4,617	1,212	654	59	77	88
April.....	6,427	-----	4,464	1,141	617	55	71	79
May.....	6,286	-----	4,414	1,107	583	52	63	67
June.....	³ 6,322	-----	4,359	1,126	604	56	82	93
Series F and J sales, in thousands of pieces								
1941-45.....	882,683	9,223	623,733	128,084	100,769	-----	11,753	9,122
1946.....	165,039	8,505	112,071	24,274	14,693	1,311	2,065	2,121
1947.....	71,356	2,095	45,876	10,896	7,803	801	1,645	2,241
1948.....	58,971	522	36,146	9,901	7,777	816	1,571	2,238
1949.....	64,676	394	39,400	11,425	8,550	916	1,569	2,322
1950.....	64,304	335	39,150	11,841	8,654	917	1,413	1,995
1951.....	64,299	1	41,761	11,786	7,649	786	1,036	1,290
1952.....	³ 74,136	(*)	50,701	13,129	7,559	720	948	1,076
1951—July.....	5,659	(*)	3,836	997	600	61	76	88
August.....	5,980	(*)	4,049	1,065	639	62	79	86
September.....	5,259	(*)	3,600	912	556	53	67	71
October.....	6,154	(*)	4,157	1,104	660	64	83	86
November.....	6,090	(*)	4,150	1,077	639	61	79	84</

TABLE 32.—Sales of Series E through K savings bonds by denominations, fiscal years 1941-52 and monthly 1952—Continued

Fiscal year or month	Total, all denominations	\$25	\$100	\$500	\$1,000	\$5,000	\$10,000
Series F and J sales, in thousands of pieces							
1941-45.....	3,787	883	1,218	389	983	153	162
1946.....	489	126	133	46	137	21	27
1947.....	317	43	79	31	120	19	24
1948.....	260	31	67	28	97	16	21
1949 ^a	239	28	54	22	74	14	48
1950.....	190	26	50	19	66	10	18
1951 ^b	163	21	39	14	45	8	37
1952.....	117	18	37	13	36	5	8
1951-July.....	9	1	3	1	3	(*)	(*)
August.....	9	2	3	1	3	(*)	1
September.....	7	1	2	1	2	(*)	1
October.....	12	2	4	1	4	1	1
November.....	10	2	3	1	3	1	1
December.....	12	2	5	1	3	(*)	1
1952-January.....	14	2	4	2	5	1	1
February.....	9	1	3	1	3	(*)	1
March.....	9	2	3	1	3	1	1
April.....	10	2	3	1	3	(*)	1
May.....	16	1	3	1	2	(*)	1
June.....	10	1	2	1	3	(*)	1
Series G and K sales, in millions of dollars at issue price							
1941-45.....	10,720.0	334.6	784.4	3,253.2	1,992.6	4,355.2	
1946.....	2,465.4	51.6	162.6	799.7	478.6	973.0	
1947.....	2,560.8	38.7	157.0	849.4	540.2	975.4	
1948.....	1,907.4	31.8	125.4	650.1	403.5	696.5	
1949 ^a	2,390.0	25.7	96.1	481.5	295.2	1,491.5	
1950.....	1,448.5	22.5	80.4	420.4	263.0	662.3	
1951 ^b	1,523.3	15.4	52.5	256.1	151.4	1,047.9	
1952 ^c	508.2	11.2	44.3	181.5	94.1	146.0	
1951-July.....	44.8	1.2	4.5	19.6	9.2	10.2	
August.....	38.2	1.1	3.7	15.6	7.7	10.1	
September.....	36.1	1.1	3.6	14.6	7.7	9.1	
October.....	50.0	1.3	4.6	19.5	10.3	14.3	
November.....	38.6	1.1	3.6	14.9	8.1	10.9	
December.....	34.1	1.0	3.4	13.8	6.7	9.1	
1952-January.....	61.4	1.5	5.5	23.7	11.8	18.9	
February.....	41.6	1.0	3.8	14.9	7.8	14.1	
March.....	37.8	1.0	3.5	14.6	7.7	11.0	
April.....	36.9	1.0	3.5	14.0	7.0	11.3	
May.....	33.1	1.0	1.7	6.2	3.5	9.5	
June.....	55.5	2	2.8	9.9	6.6	17.4	
Series G and K sales, in thousands of pieces							
1941-45.....	9,002	3,346	1,569	3,253	399	436	
1946.....	1,833	516	325	800	96	97	
1947.....	1,756	387	314	849	108	98	
1948.....	1,370	318	251	650	81	70	
1949 ^a	1,139	257	192	482	59	149	
1950.....	925	225	161	420	53	66	
1951 ^b	650	154	105	256	30	105	
1952 ^c	416	112	89	181	19	15	
1951-July.....	44	12	9	20	2	1	
August.....	36	11	7	16	2	1	
September.....	35	11	7	15	2	1	
October.....	45	13	9	19	2	1	
November.....	35	11	7	15	2	1	
December.....	33	10	7	14	1	1	
1952-January.....	54	15	11	24	2	2	
February.....	35	10	8	15	2	1	
March.....	34	10	7	15	2	1	
April.....	34	10	7	14	1	1	
May.....	13	2	3	6	1	1	
June.....	17	2	6	10	1	2	

NOTE.—Details of amounts of sales by months beginning May 1941 will be found in 1943 annual report, p. 611, and in corresponding tables in subsequent reports.

^a Less than \$50,000 or 500 pieces.

^b \$10 denomination Series E bonds were sold, to Armed Forces only, from June 1941 through March 1950.

^c Sale of \$200 denomination Series E bonds began in October 1945.

^d Total includes 1,360 of \$5,000 denomination Series H bonds and 370 of \$10,000 denomination offered in June 1952. (See exhibit 21).

^e Sale of \$25 denomination Series F bonds was authorized in December 1941.

^f See table 31, footnote 6.

^g See table 31, footnote 7.

^h Total includes 38 of \$100,000 denomination Series J bonds in May 1952 and 56 in June 1952 offered in May 1952. (See exhibit 19.)

ⁱ See table 31, footnote 3.

^j Total includes 120 of \$100,000 denomination Series K bonds in May 1952 and 190 in June 1952 offered in May 1952. (See exhibit 19.)

^k \$100 denomination not offered for Series K.

TABLE 33.—*Redemptions of Series E, F, and G savings bonds by denominations, fiscal years 1941-52 and monthly 1952*¹

[In thousands of pieces. On basis of daily Treasury statements and reports from Bureau of the Public Debt]

Fiscal year or month	Total, all denominations	\$10	\$25	\$50	\$100	\$200	\$500	\$1,000
Series E redemptions								
1941-45.....	241,760	1,317	198,935	27,464	12,201	-----	1,062	780
1946.....	192,985	6,247	145,094	26,344	13,205	76	1,141	877
1947.....	123,725	4,109	88,836	17,872	10,713	189	1,105	900
1948.....	93,438	2,052	65,331	14,302	9,387	246	1,115	1,004
1949.....	79,046	1,369	54,809	12,623	8,450	284	1,077	1,035
1950.....	76,109	1,017	52,101	12,346	8,155	334	1,069	1,088
1951.....	82,875	701	54,840	14,134	9,911	466	1,351	1,472
1952.....	76,403	443	51,649	12,662	8,777	371	1,211	1,291
1951—July.....	6,427	47	4,309	1,075	747	33	103	114
August.....	6,170	41	4,154	1,028	713	31	98	105
September.....	5,916	40	3,996	988	676	31	91	95
October.....	6,127	37	4,117	1,024	716	32	98	103
November.....	5,464	33	3,711	802	616	28	84	90
December.....	6,154	34	4,207	1,005	686	28	94	101
1952—January.....	7,337	42	4,948	1,200	842	32	127	146
February.....	5,762	32	3,804	971	706	29	106	114
March.....	6,391	34	4,301	1,061	748	32	104	112
April.....	6,846	35	4,653	1,130	783	31	105	107
May.....	6,758	34	4,625	1,114	753	31	100	101
June.....	7,050	33	4,824	1,166	791	32	101	102

Fiscal year or month	Total, all denominations	\$25	\$100	\$500	\$1,000	\$5,000	\$10,000
Series F redemptions							
1941-45.....	213	40	68	23	63	11	9
1946.....	230	59	72	23	60	9	7
1947.....	272	61	84	29	75	12	11
1948.....	306	79	94	31	80	12	10
1949.....	321	86	99	31	81	12	11
1950.....	305	83	95	30	77	11	9
1951.....	304	73	87	30	88	13	13
1952.....	236	55	69	23	66	10	15
1951—July.....	27	6	7	2	7	1	3
August.....	24	6	7	2	7	1	2
September.....	23	5	7	2	7	1	1
October.....	20	4	6	2	6	1	1
November.....	18	4	5	2	5	1	1
December.....	20	5	6	2	6	1	1
1952—January.....	19	5	5	2	5	1	1
February.....	16	4	5	1	4	1	1
March.....	18	4	5	2	5	1	1
April.....	16	3	5	2	4	1	1
May.....	18	3	6	2	5	1	1
June.....	18	5	5	2	5	1	1

Fiscal year or month	Total, all denominations	\$25	\$100	\$500	\$1,000	\$5,000	\$10,000
Series G redemptions							
1941-45.....	383	-----	154	65	131	18	15
1946.....	371	-----	155	65	126	15	10
1947.....	474	-----	188	85	167	20	14
1948.....	553	-----	198	102	212	24	16
1949.....	604	-----	213	112	235	27	17
1950.....	617	-----	211	118	246	27	16
1951.....	728	-----	237	137	297	34	24
1952.....	648	-----	206	119	264	31	28
1951—July.....	64	-----	20	12	25	3	4
August.....	66	-----	18	10	23	3	3
September.....	54	-----	17	10	22	3	2
October.....	52	-----	17	10	21	2	2
November.....	53	-----	17	10	21	2	2
December.....	55	-----	18	10	23	3	2
1952—January.....	51	-----	16	9	21	3	2
February.....	44	-----	13	8	18	2	2
March.....	56	-----	18	10	23	3	2
April.....	54	-----	17	10	22	3	2
May.....	54	-----	17	10	22	3	2
June.....	55	-----	18	10	22	3	2

¹ Redemption data presented in annual reports prior to 1950 were on a different basis and therefore are not strictly comparable with the data in this table.² Includes exchanges of matured bonds for Series G bonds beginning May 1951 and for Series K bonds beginning May 1952.

TABLE 34.—*Sales of Series E through K savings bonds by States, fiscal year 1952 and cumulative*

[In thousands of dollars, at issue price. On basis of reports received by the Treasury Department, with totals adjusted to basis of daily Treasury statements]

State	Series E and H bonds		Series F, G, J, and K bonds	
	Fiscal year 1952	May 1941-June 1952	Fiscal year 1952	May 1941-June 1952
Alabama.....	24, 948	687, 890	5, 980	208, 347
Arizona.....	10, 475	226, 982	2, 271	64, 891
Arkansas.....	16, 379	402, 456	3, 908	122, 672
California.....	181, 504	4, 873, 300	24, 723	1, 703, 824
Colorado.....	22, 591	515, 892	5, 723	233, 476
Connecticut.....	49, 365	1, 097, 247	6, 243	525, 656
Delaware.....	6, 702	149, 385	1, 429	95, 394
District of Columbia.....	36, 045	787, 193	5, 502	246, 392
Florida.....	34, 143	770, 717	8, 351	308, 479
Georgia.....	34, 549	764, 986	7, 426	250, 597
Idaho.....	4, 913	190, 760	1, 460	64, 501
Illinois.....	263, 428	5, 040, 656	64, 363	2, 294, 729
Indiana.....	93, 730	1, 730, 020	24, 472	690, 805
Iowa.....	74, 482	1, 684, 509	30, 007	793, 161
Kansas.....	46, 707	992, 263	12, 955	355, 178
Kentucky.....	32, 468	693, 286	10, 392	355, 319
Louisiana.....	26, 896	686, 565	7, 366	256, 833
Maine.....	11, 331	271, 648	2, 130	158, 158
Maryland.....	38, 707	808, 292	5, 925	399, 168
Massachusetts.....	95, 197	2, 054, 666	14, 340	1, 345, 186
Michigan.....	202, 846	3, 412, 168	25, 095	814, 705
Minnesota.....	52, 841	1, 371, 011	13, 805	580, 350
Mississippi.....	15, 791	417, 330	4, 201	138, 486
Missouri.....	90, 050	1, 705, 768	22, 975	769, 688
Montana.....	12, 905	322, 004	3, 581	99, 662
Nebraska.....	46, 523	855, 157	16, 424	373, 729
Nevada.....	3, 230	74, 073	1, 181	27, 942
New Hampshire.....	7, 496	169, 620	1, 037	105, 411
New Jersey.....	132, 047	2, 395, 857	18, 263	850, 782
New Mexico.....	7, 269	150, 055	1, 369	52, 846
New York.....	378, 783	7, 851, 664	62, 709	4, 514, 650
North Carolina.....	32, 785	807, 761	5, 767	295, 105
North Dakota.....	14, 367	340, 216	4, 148	117, 040
Ohio.....	224, 132	3, 931, 346	38, 411	1, 555, 599
Oklahoma.....	36, 378	785, 081	8, 385	230, 957
Oregon.....	21, 413	734, 490	5, 310	222, 899
Pennsylvania.....	308, 492	5, 051, 427	51, 717	2, 141, 143
Rhode Island.....	14, 151	342, 597	1, 850	197, 275
South Carolina.....	17, 864	398, 476	3, 355	141, 224
South Dakota.....	18, 243	371, 164	6, 011	118, 763
Tennessee.....	28, 810	740, 926	7, 541	275, 980
Texas.....	97, 001	2, 435, 201	22, 595	742, 249
Utah.....	11, 367	264, 516	1, 597	59, 710
Vermont.....	3, 713	97, 212	1, 128	59, 260
Virginia.....	52, 512	1, 084, 880	7, 194	342, 903
Washington.....	44, 813	1, 200, 407	8, 390	388, 896
West Virginia.....	38, 350	599, 232	4, 786	153, 666
Wisconsin.....	67, 945	1, 453, 588	23, 056	747, 273
Wyoming.....	6, 368	134, 962	1, 815	47, 484
Canal Zone.....	1, 704	42, 986	59	7, 465
Hawaii.....	12, 653	306, 394	889	71, 304
Puerto Rico.....	1, 374	42, 640	76	14, 217
Virgin Islands.....	58	2, 049	60	944
Other possessions.....	-----	34, 468	-----	6, 329
Sales to commercial banks ¹	-----	-----	-----	1, 767, 101
Adjustment to daily Treasury statement.....	+187, 284	+910, 138	+9, 507	+39, 302
Total.....	3, 296, 097	65, 265, 566	629, 256	28, 505, 124

NOTE.—State sales from May 1941 through June 1946, by months, calendar years, and fiscal years, and cumulative, will be found in the 1943 annual report, pp. 614 and 618, and in corresponding tables in the annual reports for 1944-46. These sales for subsequent fiscal years and cumulative will be found in the annual report for 1947, p. 411, and in corresponding tables in subsequent reports. Redemptions by States for the months of the fiscal year 1946, for the calendar year 1945 and fiscal years 1946-48, and cumulative from October 1944 (the earliest available) will be found in the annual report for 1946, p. 532, and in corresponding tables in subsequent reports. State sales and redemptions by months from July 1946 have been published at intervals in the *Treasury Bulletin* (redemptions were published for the last time in the August 1949 Bulletin).

¹ State figures exclude sales of Series F and G bonds to commercial banks. Commercial banks were permitted to purchase these bonds for limited periods under certain conditions (see table 31, footnotes 6 and 7).

TABLE 35.—Percent of savings bonds sold in each year redeemed through each yearly period thereafter, by denominations

[On basis of Public Debt accounts, see p. 501]

I. SERIES A THROUGH D SAVINGS BONDS

Series and calendar year in which issued	Percent of Series A through D savings bonds redeemed by end of—										
	1 year	2 years	3 years	4 years	5 years	6 years	7 years	8 years	9 years	10 years	11 years
\$25 denomination											
A-1935	10	18	26	31	35	38	40	42	43	62	91
B-1936	12	23	30	36	40	42	44	45	47	62	92
C-1937	12	22	29	34	37	39	40	42	44	62	92
C-1938	10	19	26	30	32	33	35	38	41	60	93
D-1939	11	20	24	27	29	31	35	38	41	61	94
D-1940	11	16	19	22	25	29	33	36	40	62	93
D-1941	9	13	17	21	26	31	35	38	42	81	89
\$50 denomination											
A-1935	8	16	23	28	32	36	38	39	40	60	92
B-1936	10	20	27	33	37	39	41	42	44	60	93
C-1937	10	19	26	31	34	36	37	39	41	61	94
C-1938	8	16	23	26	28	30	31	34	36	58	94
D-1939	7	15	19	21	24	26	29	31	34	58	99
D-1940	7	12	15	17	20	23	26	29	32	59	95
D-1941	7	10	13	15	20	23	27	30	33	82	90
\$100 denomination											
A-1935	7	14	21	26	30	33	35	37	38	60	93
B-1936	9	18	24	29	34	36	38	39	40	60	94
C-1937	9	17	23	28	31	33	35	36	38	61	94
C-1938	8	15	21	25	27	28	30	32	34	58	95
D-1939	7	14	18	21	23	25	28	30	33	57	96
D-1940	7	12	14	17	19	22	26	28	31	60	96
D-1941	7	9	12	15	19	22	25	28	31	82	90
\$500 denomination											
A-1935	5	11	17	21	25	28	30	32	33	58	93
B-1936	7	14	19	24	28	30	32	33	34	57	94
C-1937	8	14	19	24	27	29	30	32	34	61	94
C-1938	7	13	18	22	24	26	27	29	31	57	94
D-1939	6	12	16	19	21	23	25	28	30	56	96
D-1940	6	10	13	16	18	21	24	27	29	62	96
D-1941	5	8	11	13	17	20	23	25	28	82	91
\$1,000 denomination											
A-1935	4	9	14	17	20	23	25	26	27	54	94
B-1936	5	10	14	18	20	22	24	25	26	53	94
C-1937	6	10	14	17	19	21	22	24	25	62	94
C-1938	4	8	12	15	16	18	19	21	22	58	95
D-1939	4	7	11	13	14	16	18	20	22	57	96
D-1940	3	7	10	12	14	16	18	20	22	70	86
D-1941	4	6	8	11	13	16	18	20	23	85	93

NOTE.—The percentages shown in this table are the proportions of the value of the bonds originally sold in any calendar year which are redeemed (including redemption of bonds reissued as a result of partial redemptions) before July 1 of the next calendar year and before July 1 of succeeding calendar years. Both sales and redemptions are taken at maturity value.

TABLE 35.—*Percent of savings bonds sold in each year redeemed through each yearly period thereafter, by denominations—Continued*

II. SERIES E SAVINGS BONDS

Series and calendar year in which issued	Percent of Series E savings bonds redeemed by end of—										
	1 year	2 years	3 years	4 years	5 years	6 years	7 years	8 years	9 years	10 years	11 years
\$10 denomination ¹											
E-1944.....	20	49	63	70	75	78	81	83	-----	-----	-----
E-1945.....	45	63	71	76	79	82	84	-----	-----	-----	-----
E-1946.....	52	68	75	80	83	85	-----	-----	-----	-----	-----
E-1947.....	51	71	79	83	86	-----	-----	-----	-----	-----	-----
E-1948.....	60	77	83	87	-----	-----	-----	-----	-----	-----	-----
E-1949.....	61	74	82	-----	-----	-----	-----	-----	-----	-----	-----
E-1950.....	64	77	-----	-----	-----	-----	-----	-----	-----	-----	-----
\$25 denomination											
E-1941.....	4	9	14	18	26	32	37	42	46	51	67
E-1942.....	16	26	34	44	51	57	61	65	68	72	-----
E-1943.....	26	38	50	58	63	67	71	74	76	-----	-----
E-1944.....	33	50	59	65	69	72	76	77	-----	-----	-----
E-1945.....	46	58	65	69	73	76	77	-----	-----	-----	-----
E-1946.....	46	57	63	67	71	74	-----	-----	-----	-----	-----
E-1947.....	46	57	63	68	71	-----	-----	-----	-----	-----	-----
E-1948.....	47	59	66	69	-----	-----	-----	-----	-----	-----	-----
E-1949.....	49	62	67	-----	-----	-----	-----	-----	-----	-----	-----
E-1950.....	51	62	-----	-----	-----	-----	-----	-----	-----	-----	-----
E-1951.....	51	-----	-----	-----	-----	-----	-----	-----	-----	-----	-----
\$50 denomination											
E-1941.....	3	7	11	15	21	26	31	35	39	45	64
E-1942.....	8	16	22	31	38	44	48	52	56	61	-----
E-1943.....	16	26	37	46	52	56	60	64	66	-----	-----
E-1944.....	23	39	49	55	60	64	68	70	-----	-----	-----
E-1945.....	36	49	56	61	65	68	71	-----	-----	-----	-----
E-1946.....	35	46	53	57	62	65	-----	-----	-----	-----	-----
E-1947.....	34	46	52	58	61	-----	-----	-----	-----	-----	-----
E-1948.....	35	47	55	59	-----	-----	-----	-----	-----	-----	-----
E-1949.....	37	50	56	-----	-----	-----	-----	-----	-----	-----	-----
E-1950.....	40	51	-----	-----	-----	-----	-----	-----	-----	-----	-----
E-1951.....	39	-----	-----	-----	-----	-----	-----	-----	-----	-----	-----

NOTE.—The percentages shown in this table are the proportions of the value of the bonds originally sold in any calendar year which are redeemed (including redemption of bonds reissued as a result of partial redemptions) before July 1 of the next calendar year and before July 1 of succeeding calendar years. Both sales and redemptions are taken at maturity value.

Footnotes at end of table.

TABLE 35.—Percent of savings bonds sold in each year redeemed through each yearly period thereafter, by denominations—Continued

II. SERIES E SAVINGS BONDS—Continued

Series and calendar year in which issued	Percent of Series E savings bonds redeemed by end of—										
	1 year	2 years	3 years	4 years	5 years	6 years	7 years	8 years	9 years	10 years	11 years
\$100 denomination											
E-1941.....	3	7	10	14	19	24	28	32	35	42	62
E-1942.....	5	10	15	22	29	34	38	42	46	53	-----
E-1943.....	8	15	24	32	38	42	46	51	54	-----	-----
E-1944.....	11	23	32	39	44	48	52	55	-----	-----	-----
E-1945.....	20	31	38	43	48	52	55	-----	-----	-----	-----
E-1946.....	20	30	37	42	48	51	-----	-----	-----	-----	-----
E-1947.....	20	30	36	43	47	-----	-----	-----	-----	-----	-----
E-1948.....	20	30	39	44	-----	-----	-----	-----	-----	-----	-----
E-1949.....	21	34	40	-----	-----	-----	-----	-----	-----	-----	-----
E-1950.....	25	35	-----	-----	-----	-----	-----	-----	-----	-----	-----
E-1951.....	24	-----	-----	-----	-----	-----	-----	-----	-----	-----	-----
\$200 denomination ²											
E-1945.....	6	15	23	28	33	38	42	-----	-----	-----	-----
E-1946.....	12	21	28	33	38	42	-----	-----	-----	-----	-----
E-1947.....	12	21	27	34	38	-----	-----	-----	-----	-----	-----
E-1948.....	12	20	29	34	-----	-----	-----	-----	-----	-----	-----
E-1949.....	12	23	30	-----	-----	-----	-----	-----	-----	-----	-----
E-1950.....	16	24	-----	-----	-----	-----	-----	-----	-----	-----	-----
E-1951.....	13	-----	-----	-----	-----	-----	-----	-----	-----	-----	-----
\$500 denomination											
E-1941.....	3	6	10	13	18	22	26	29	33	39	61
E-1942.....	4	8	13	19	24	29	33	36	41	49	-----
E-1943.....	5	11	19	26	31	36	39	44	47	-----	-----
E-1944.....	7	17	24	30	35	40	44	48	-----	-----	-----
E-1945.....	11	20	27	32	37	42	46	-----	-----	-----	-----
E-1946.....	11	21	28	34	40	43	-----	-----	-----	-----	-----
E-1947.....	12	21	28	35	39	-----	-----	-----	-----	-----	-----
E-1948.....	12	21	30	35	-----	-----	-----	-----	-----	-----	-----
E-1949.....	12	24	30	-----	-----	-----	-----	-----	-----	-----	-----
E-1950.....	15	24	-----	-----	-----	-----	-----	-----	-----	-----	-----
E-1951.....	12	-----	-----	-----	-----	-----	-----	-----	-----	-----	-----

NOTE.—The percentages shown in this table are the proportions of the value of the bonds originally sold in any calendar year which are redeemed (including redemption of bonds reissued as a result of partial redemptions) before July 1 of the next calendar year and before July 1 of succeeding calendar years. Both sales and redemptions are taken at maturity value.

Footnotes at end of table.

TABLE 35.—Percent of savings bonds sold in each year redeemed through each yearly period thereafter, by denominations—Continued

II. SERIES E SAVINGS BONDS—Continued

Series and calendar year in which issued	Percent of Series E savings bonds redeemed by end of—										
	1 year	2 years	3 years	4 years	5 years	6 years	7 years	8 years	9 years	10 years	11 years
	\$1,000 denomination										
E-1941.....	3	6	9	12	16	20	23	26	29	36	60
E-1942.....	4	8	12	17	22	26	30	33	37	48	-----
E-1943.....	5	11	18	24	29	34	37	41	44	-----	-----
E-1944.....	7	16	23	29	34	38	43	46	-----	-----	-----
E-1945.....	11	19	26	31	36	41	44	-----	-----	-----	-----
E-1946.....	10	19	26	32	38	41	-----	-----	-----	-----	-----
E-1947.....	11	20	26	33	38	-----	-----	-----	-----	-----	-----
E-1948.....	10	19	28	33	-----	-----	-----	-----	-----	-----	-----
E-1949.....	11	22	28	-----	-----	-----	-----	-----	-----	-----	-----
E-1950.....	13	21	-----	-----	-----	-----	-----	-----	-----	-----	-----
E-1951.....	11	-----	-----	-----	-----	-----	-----	-----	-----	-----	-----

III. SERIES F AND G SAVINGS BONDS

Series and calendar year in which issued	Percent of Series F and G savings bonds redeemed by end of—										
	1 year	2 years	3 years	4 years	5 years	6 years	7 years	8 years	9 years	10 years	11 years
	\$25 denomination ³										
F-1941.....	0	5	11	19	27	39	49	61	77	91	(4)
F-1942.....	1	4	6	11	15	20	25	29	33	36	-----
F-1943.....	3	7	12	18	24	32	38	43	46	-----	-----
F-1944.....	3	10	16	25	33	41	47	52	-----	-----	-----
F-1945.....	6	14	22	31	39	46	52	-----	-----	-----	-----
F-1946.....	5	14	24	33	42	48	-----	-----	-----	-----	-----
F-1947.....	5	16	27	36	42	-----	-----	-----	-----	-----	-----
F-1948.....	6	19	31	38	-----	-----	-----	-----	-----	-----	-----
F-1949.....	8	20	28	-----	-----	-----	-----	-----	-----	-----	-----
F-1950.....	7	16	-----	-----	-----	-----	-----	-----	-----	-----	-----
F-1951.....	6	-----	-----	-----	-----	-----	-----	-----	-----	-----	-----
	\$100 denomination										
F-1941 and G-1941.....	1	4	6	9	13	16	20	24	27	31	35
F-1942 and G-1942.....	1	4	8	12	16	20	24	28	32	36	-----
F-1943 and G-1943.....	2	6	11	16	21	26	30	34	38	-----	-----
F-1944 and G-1944.....	2	8	13	19	24	28	33	37	-----	-----	-----
F-1945 and G-1945.....	4	10	15	21	26	30	34	-----	-----	-----	-----
F-1946 and G-1946.....	4	10	15	21	26	30	-----	-----	-----	-----	-----
F-1947 and G-1947.....	4	11	17	23	27	-----	-----	-----	-----	-----	-----
F-1948 and G-1948.....	4	11	18	22	-----	-----	-----	-----	-----	-----	-----
F-1949 and G-1949.....	4	12	17	-----	-----	-----	-----	-----	-----	-----	-----
F-1950 and G-1950.....	5	11	-----	-----	-----	-----	-----	-----	-----	-----	-----
F-1951 and G-1951.....	4	-----	-----	-----	-----	-----	-----	-----	-----	-----	-----

Note.—The percentages shown in this table are the proportions of the value of the bonds originally sold in any calendar year which are redeemed (including redemption of bonds reissued as a result of partial redemptions) before July 1 of the next calendar year and before July 1 of succeeding calendar years. Both sales and redemptions are taken at maturity value.

Footnotes at end of table.

TABLE 35.—*Percent of savings bonds sold in each year redeemed through each yearly period thereafter, by denominations—Continued*

III. SERIES F AND G SAVINGS BONDS—Continued

Series and calendar year in which issued	Percent of Series F and G savings bonds redeemed by end of—										
	1 year	2 years	3 years	4 years	5 years	6 years	7 years	8 years	9 years	10 years	11 years
\$500 denomination											
F-1941 and G-1941.....	1	3	6	9	12	15	19	22	26	30	33
F-1942 and G-1942.....	1	4	7	11	15	19	23	27	31	34	-----
F-1943 and G-1943.....	2	6	10	15	18	24	28	32	36	-----	-----
F-1944 and G-1944.....	2	7	12	17	22	26	31	34	-----	-----	-----
F-1945 and G-1945.....	3	9	14	19	23	28	32	-----	-----	-----	-----
F-1946 and G-1946.....	3	9	15	20	25	29	-----	-----	-----	-----	-----
F-1947 and G-1947.....	4	10	16	22	26	-----	-----	-----	-----	-----	-----
F-1948 and G-1948.....	4	10	17	22	-----	-----	-----	-----	-----	-----	-----
F-1949 and G-1949.....	4	11	16	-----	-----	-----	-----	-----	-----	-----	-----
F-1950 and G-1950.....	5	10	-----	-----	-----	-----	-----	-----	-----	-----	-----
F-1951 and G-1951.....	4	-----	-----	-----	-----	-----	-----	-----	-----	-----	-----
\$1,000 denomination											
F-1941 and G-1941.....	1	3	6	8	11	14	17	20	23	27	31
F-1942 and G-1942.....	1	4	7	11	15	18	22	26	30	33	-----
F-1943 and G-1943.....	2	6	10	15	19	23	27	31	35	-----	-----
F-1944 and G-1944.....	2	7	12	17	21	25	30	33	-----	-----	-----
F-1945 and G-1945.....	3	8	13	18	22	26	30	-----	-----	-----	-----
F-1946 and G-1946.....	3	8	13	18	23	27	-----	-----	-----	-----	-----
F-1947 and G-1947.....	4	10	15	20	24	-----	-----	-----	-----	-----	-----
F-1948 and G-1948.....	4	10	16	20	-----	-----	-----	-----	-----	-----	-----
F-1949 and G-1949.....	4	10	15	-----	-----	-----	-----	-----	-----	-----	-----
F-1950 and G-1950.....	4	9	-----	-----	-----	-----	-----	-----	-----	-----	-----
F-1951 and G-1951.....	3	-----	-----	-----	-----	-----	-----	-----	-----	-----	-----
\$5,000 denomination											
F-1941 and G-1941.....	1	3	5	8	10	13	16	19	21	24	28
F-1942 and G-1942.....	1	5	8	12	16	19	23	26	30	33	-----
F-1943 and G-1943.....	2	6	11	16	21	25	28	32	36	-----	-----
F-1944 and G-1944.....	2	7	13	17	22	25	29	32	-----	-----	-----
F-1945 and G-1945.....	3	9	13	18	22	26	29	-----	-----	-----	-----
F-1946 and G-1946.....	3	8	13	17	22	26	-----	-----	-----	-----	-----
F-1947 and G-1947.....	4	9	14	19	23	-----	-----	-----	-----	-----	-----
F-1948 and G-1948.....	4	9	15	19	-----	-----	-----	-----	-----	-----	-----
F-1949 and G-1949.....	3	10	15	-----	-----	-----	-----	-----	-----	-----	-----
F-1950 and G-1950.....	4	9	-----	-----	-----	-----	-----	-----	-----	-----	-----
F-1951 and G-1951.....	3	-----	-----	-----	-----	-----	-----	-----	-----	-----	-----
\$10,000 denomination											
F-1941 and G-1941.....	1	3	5	7	9	11	14	16	18	21	25
F-1942 and G-1942.....	1	4	7	10	14	17	19	22	24	28	-----
F-1943 and G-1943.....	2	5	9	13	17	20	22	25	28	-----	-----
F-1944 and G-1944.....	2	4	8	10	13	15	17	19	-----	-----	-----
F-1945 and G-1945.....	2	5	8	10	12	14	16	-----	-----	-----	-----
F-1946 and G-1946.....	2	6	9	12	15	19	-----	-----	-----	-----	-----
F-1947 and G-1947.....	2	6	9	13	16	-----	-----	-----	-----	-----	-----
F-1948 and G-1948.....	1	3	4	6	-----	-----	-----	-----	-----	-----	-----
F-1949 and G-1949.....	2	6	10	-----	-----	-----	-----	-----	-----	-----	-----
F-1950 and G-1950.....	3	8	-----	-----	-----	-----	-----	-----	-----	-----	-----
F-1951 and G-1951.....	4	-----	-----	-----	-----	-----	-----	-----	-----	-----	-----

NOTE.—The percentages shown in this table are the proportions of the value of the bonds originally sold in any calendar year which are redeemed (including redemption of bonds reissued as a result of partial redemptions) before July 1 of the next calendar year and before July 1 of succeeding calendar years. Both sales and redemptions are taken at maturity value.

¹ June 1, 1944, is the earliest issue date for bonds of the \$10 denomination. Sale was discontinued Mar. 31, 1950.

² Oct. 1, 1945, is the earliest issue date for bonds of the \$200 denomination.

³ Series G savings bonds are not available in denominations of \$25.

⁴ Not available; figure being revised.

TABLE 36.—Sales and redemptions of Treasury savings notes, August 1941-June 1952¹

[Par values, in millions of dollars. On basis of daily Treasury statements, see p. 501]

Series and period	Sales	Redemptions ²			Amount out-standing	
		Total	For cash	For taxes	Ma-tured	Interest bearing
Cumulative Aug. 1, 1941-June 30, 1952:						
Series A (tax series), issued Aug. 1, 1941-June 22, 1943	\$406.9	406.0	\$67.3	338.7	0.9	-----
Series B (tax series), issued Aug. 1, 1941-Sept. 12, 1942	4,943.8	4,943.7	\$182.4	4,761.3	.1	-----
Series C, issued Sept. 14, 1942-Aug. 31, 1948	\$32,437.8	32,428.1	11,035.9	21,392.2	9.7	-----
Series D, issued Sept. 1, 1948-June 30, 1950	12,333.1	11,021.0	8,092.0	2,929.0	3.2	1,308.9
Series A, issued beginning May 15, 1951	7,722.3	2,418.8	324.8	2,093.9	-----	5,303.6
Total through June 30, 1952	57,844.0	51,217.5	19,702.4	31,515.1	14.0	6,612.5
All series:						
By fiscal years:						
1942	4,138.9	1,124.4	20.7	1,103.7	-----	3,014.5
1943	8,758.5	4,277.6	183.2	4,094.4	-----	7,495.4
1944	8,953.7	6,867.2	502.1	6,365.1	25.2	9,556.8
1945	7,015.8	6,456.3	550.2	5,906.1	5.7	10,135.8
1946	3,525.5	6,935.1	2,630.3	4,304.8	20.4	6,711.5
1947	3,056.6	4,200.0	2,184.8	2,015.2	28.5	5,560.1
1948	2,143.9	3,303.2	1,972.1	1,331.1	35.5	4,393.7
1949	3,994.2	3,531.5	2,078.9	1,452.6	31.6	4,860.2
1950	6,149.9	2,549.0	1,509.7	1,039.3	20.5	8,472.3
1951	5,142.0	5,799.0	4,633.0	1,166.0	18.0	7,817.7
1952	4,965.0	6,174.3	3,437.4	2,736.9	14.0	6,612.5
By months:						
1951-July	524.4	417.8	371.1	46.7	16.8	7,925.5
August	343.9	218.6	205.9	12.7	27.0	8,040.7
September	492.9	761.6	578.4	183.2	24.4	7,774.5
October	317.6	392.0	321.8	70.2	19.8	7,704.8
November	339.9	307.9	297.1	10.8	19.1	7,737.4
December	305.2	480.7	358.9	121.8	47.0	7,534.0
1952-January	583.5	593.3	530.4	62.9	32.0	7,539.2
February	629.7	131.5	106.3	25.2	25.8	8,043.6
March	185.1	1,323.3	167.1	1,156.3	19.6	6,911.4
April	408.9	266.4	152.5	113.9	16.5	7,057.0
May	636.1	224.3	187.8	36.4	14.9	7,470.5
June	197.9	1,056.9	160.1	896.8	14.0	6,612.5

¹ All series originally issued as "Treasury notes—tax series." However, designation of Series C was changed to "Treasury savings notes, Series C" on June 23, 1943. Monthly sales and redemptions from inception will be found in 1943 annual report pp. 638 and 640, and in corresponding tables in subsequent reports.

² Includes both matured and unmatured notes.

³ Includes exchanges in connection with the offerings in September 1942 of Tax Series A-1945 and Series C.

Interest on Public Debt and Guaranteed Obligations

TABLE 37.—Amount of interest-bearing public debt outstanding, the computed annual interest charge, and the computed rate of interest, June 30, 1916-52, and at the end of each month during 1952¹

(On basis of Public Debt accounts through June 1937, and subsequently on basis of daily Treasury statements, see p. 501)

End of fiscal year or month	Interest-bearing debt ²	Computed annual interest charge	Computed rate of interest
			Percent
June 30—			
1916.....	\$971,562,590	\$23,084,635	2.376
1917.....	2,712,549,476	83,625,482	3.120
1918.....	11,985,882,438	468,618,544	3.910
1919.....	25,234,496,273	1,054,204,509	4.178
1920.....	24,061,095,361	1,016,592,219	4.225
1921.....	23,737,352,080	1,029,917,903	4.339
1922.....	22,711,035,587	962,896,535	4.240
1923.....	22,007,590,754	927,331,341	4.214
1924.....	20,981,586,429	876,960,673	4.180
1925.....	20,210,906,251	829,680,044	4.105
1926.....	19,383,770,860	793,423,952	4.093
1927.....	18,250,943,965	722,675,553	3.980
1928.....	17,317,695,096	671,353,112	3.877
1929.....	16,638,941,379	656,654,311	3.946
1930.....	15,921,892,350	606,031,831	3.807
1931.....	16,519,588,640	588,987,438	3.566
1932.....	19,161,273,540	671,604,676	3.505
1933.....	22,157,643,120	742,175,955	3.350
1934.....	26,480,487,920	842,301,133	3.181
1935.....	27,645,229,826	750,677,802	2.716
1936.....	32,755,631,770	838,002,053	2.559
1937.....	35,802,586,915	924,347,089	2.582
1938.....	36,575,925,880	947,084,058	2.589
1939.....	39,885,969,732	1,036,937,397	2.600
1940.....	42,376,495,928	1,094,619,914	2.583
1941.....	48,387,399,539	1,218,238,845	2.518
1942.....	71,968,418,098	1,644,476,360	2.285
1943.....	135,380,305,795	2,678,779,036	1.979
1944.....	199,543,355,301	3,849,254,656	1.929
1945.....	256,356,615,818	4,963,730,414	1.936
1946.....	268,110,872,218	5,350,772,231	1.996
1947.....	255,113,412,039	5,374,409,074	2.107
1948.....	250,063,348,379	5,455,475,791	2.182
1949.....	250,761,636,723	5,605,929,714	2.236
1950.....	255,209,353,372	5,612,676,516	2.200
1951.....	252,851,765,497	5,739,615,990	2.270
1952.....	256,862,861,128	5,981,357,116	2.329
End of month—			
1951—July.....	253,324,548,284	5,741,858,128	2.267
August.....	254,320,862,552	5,798,701,885	2.281
September.....	254,958,017,688	5,818,352,204	2.283
October.....	255,939,688,179	5,909,360,304	2.310
November.....	257,253,039,781	5,932,150,786	2.307
December.....	257,070,119,882	5,931,480,804	2.308
1952—January.....	257,481,704,151	5,948,112,136	2.311
February.....	258,136,118,558	5,960,007,946	2.310
March.....	255,783,928,533	5,916,955,227	2.314
April.....	256,101,709,483	5,912,221,842	2.309
May.....	257,738,539,869	5,952,058,962	2.310
June.....	256,862,861,128	5,981,357,116	2.329

¹ For monthly data back to June 30, 1916, see annual reports for 1929, p. 509; for 1936, p. 442; and corresponding tables in subsequent reports.² Interest-bearing debt includes discount on Treasury bills from June 30, 1930, the amount being deducted from interest-bearing debt before calculation of average interest rate. Savings bonds of Series A-F and J are included in interest-bearing debt at their current redemption value from March 1935. Treasury tax and savings notes, beginning August 1941, are included at face amount. Face value of savings bonds and tax and savings notes of any yearly series maturing from month to month which are not currently presented for retirement is shown as interest-bearing debt until all bonds or notes of yearly series have matured. Thereafter, total amount outstanding is shown as matured debt upon which interest has ceased. For computation of average interest rate on savings bonds, see footnote 4 to following table.

TABLE 38.—Computed annual interest charge and computed annual interest rate on the public debt by security classes, June 30, 1939–52

(Dollar amounts in millions on basis of daily Treasury statements, see p. 501)

End of fiscal year or month	Total public debt ¹	Marketable issues					Nonmarketable issues				Special issues
		Total ²	Bills ³	Certificates	Notes	Treasury bonds	Total	Savings bonds ⁴	Tax and savings notes	Other ⁵	
	Computed annual interest rate										
June 30—											
1939.....	2.600	2.525	0.010	-----	1.448	2.964	2.913	2.900	-----	3.000	3.091
1940.....	2.593	2.492	.038	-----	1.256	2.908	2.908	2.900	-----	3.090	3.026
1941.....	2.518	2.413	.089	-----	1.075	2.787	2.865	2.853	-----	3.000	2.904
1942.....	2.285	2.225	.360	0.564	1.092	2.680	2.277	2.787	0.506	2.743	2.681
1943.....	1.979	1.822	.380	.875	1.165	2.494	2.330	2.782	1.040	2.495	2.408
1944.....	1.929	1.725	.381	.875	1.281	2.379	2.417	2.788	1.080	2.314	2.405
1945.....	1.936	1.718	.381	.875	1.204	2.314	2.473	2.789	1.076	2.000	2.436
1946.....	1.996	1.773	.381	.875	1.289	2.307	2.567	2.777	1.070	2.000	2.448
1947.....	2.107	1.871	.382	.875	1.448	2.307	2.593	2.765	1.070	2.423	2.510
1948.....	2.182	1.942	1.014	1.042	1.204	2.309	2.623	2.759	1.070	2.414	2.588
1949.....	2.236	2.001	1.176	1.225	1.375	2.313	2.629	2.751	1.290	2.393	2.596
1950.....	2.200	1.958	1.187	1.163	1.344	2.322	2.569	2.748	1.383	2.407	2.589
1951.....	2.270	1.981	1.569	1.875	1.399	2.327	2.623	2.742	1.567	2.717	2.606
1952.....	2.329	2.051	1.711	1.875	1.560	2.317	2.659	2.745	1.785	2.714	2.675
End of month:											
1951—July.....	2.267	1.980	1.593	1.875	1.404	2.327	2.623	2.742	1.598	2.715	2.606
August.....	2.281	2.005	1.621	1.875	1.431	2.327	2.624	2.742	1.616	2.714	2.600
September.....	2.283	2.002	1.663	1.875	1.431	2.321	2.630	2.743	1.651	2.714	2.613
October.....	2.310	2.054	1.661	1.875	1.557	2.321	2.632	2.743	1.670	2.713	2.613
November.....	2.307	2.050	1.641	1.875	1.561	2.321	2.634	2.743	1.689	2.713	2.611
December.....	2.308	2.050	1.664	1.875	1.561	2.322	2.639	2.743	1.712	2.712	2.611
1952—January.....	2.311	2.053	1.691	1.875	1.561	2.322	2.642	2.744	1.745	2.712	2.607
February.....	2.310	2.052	1.683	1.875	1.561	2.322	2.638	2.744	1.758	2.712	2.608
March.....	2.314	2.052	1.667	1.875	1.561	2.320	2.651	2.744	1.758	2.712	2.608
April.....	2.309	2.046	1.640	1.875	1.560	2.320	2.650	2.744	1.770	2.710	2.606
May.....	2.310	2.050	1.687	1.875	1.560	2.320	2.647	2.744	1.785	2.710	2.603
June.....	2.329	2.051	1.711	1.875	1.560	2.317	2.659	2.745	1.785	2.714	2.675

Computed annual interest charge

June 30--												
1939.....	\$1,037	\$858	(*)	-----	\$105	\$747	\$63	\$54	-----	\$8	\$117	
1940.....	1,095	858	(*)	-----	80	772	92	84	-----	8	145	
1941.....	1,218	910	\$1	-----	61	842	130	123	-----	7	178	
1942.....	1,644	1,125	9	\$17	73	1,021	307	284	\$15	8	211	
1943.....	2,679	1,737	45	145	107	1,435	680	591	78	11	262	
1944.....	3,849	2,422	56	252	223	1,885	1,084	965	103	16	344	
1945.....	4,964	3,115	65	299	283	2,463	1,390	1,271	109	10	458	
1946.....	5,351	3,362	65	305	235	2,753	1,442	1,362	72	9	547	
1947.....	5,374	3,156	60	221	118	2,753	1,530	1,420	59	51	687	
1948.....	5,455	3,113	139	235	137	2,697	1,561	1,470	47	44	782	
1949.....	5,606	3,103	135	361	49	2,554	1,552	1,548	63	41	851	
1950.....	5,613	3,040	160	214	274	2,387	1,735	1,581	117	37	838	
1951.....	5,740	2,731	213	178	501	1,835	2,106	1,579	123	405	903	
1952.....	5,981	2,879	293	533	296	1,753	2,093	1,583	118	391	1,010	
End of month:												
1951--July.....	5,742	2,756	229	179	511	1,835	2,081	1,578	127	377	904	
August.....	5,799	2,801	242	276	444	1,834	2,084	1,577	130	377	914	
September.....	5,818	2,805	259	287	444	1,812	2,082	1,577	128	377	931	
October.....	5,909	2,910	279	525	291	1,812	2,068	1,577	129	363	931	
November.....	5,932	2,924	296	525	287	1,812	2,072	1,579	131	362	936	
December.....	5,931	2,923	300	545	287	1,786	2,071	1,580	129	362	937	
1952--January.....	5,948	2,928	305	545	288	1,786	2,076	1,582	132	362	945	
February.....	5,961	2,926	303	545	288	1,786	2,086	1,583	141	362	948	
March.....	5,917	2,900	280	545	288	1,783	2,066	1,583	121	362	952	
April.....	5,912	2,900	285	533	296	1,783	2,054	1,582	125	348	958	
May.....	5,952	2,922	307	533	296	1,783	2,062	1,581	133	348	968	
June.....	5,981	2,879	293	533	296	1,753	2,093	1,583	118	391	1,010	

TABLES

*Less than \$500,000.

¹ Excludes guaranteed securities held by the Treasury.

² Total includes postal savings and Panama Canal bonds, and also conversion bonds prior to 1947.

³ Treasury bills are included in debt outstanding at face amount, but in computing the annual interest charge and the annual interest rate the discount value is used.

⁴ The annual interest charge and annual interest rate on United States savings bonds are computed on the basis of the rate to maturity applied against the amount outstanding.

⁵ Includes depositary bonds, armed forces leave bonds, Treasury bonds-investment series, and adjusted service bonds.

TABLE 39.—Interest on the public debt becoming due and payable, by security classes, fiscal years 1949–52

[In millions of dollars. On basis of Public Debt accounts, see p. 501]

Class of security	1949	1950	1951	1952
Public issues:				
Marketable obligations:				
Treasury bills	139.2	140.1	190.2	285.4
Certificates of indebtedness	229.6	360.6	214.2	127.9
Treasury notes	140.9	49.4	358.3	517.1
Treasury bonds	2,585.4	2,490.3	2,232.8	1,815.3
Postal savings bonds	2.8	2.8	2.7	2.6
Liberty and Victory loans	(*)	(*)	(*)	(*)
Prewar loans	1.5	1.5	1.5	1.5
Total marketable obligations	3,099.4	3,044.7	2,999.8	2,749.8
Nonmarketable obligations:				
Treasury tax and savings notes	49.0	82.8	117.1	121.3
United States savings bonds:				
Series C to F ¹	926.7	1,042.2	1,146.8	1,209.5
Series G	392.5	425.3	445.4	454.4
Depository bonds	6.7	7.9	5.8	6.9
Armed forces leave bonds	12.2	8.6	4.3	.2
Treasury bonds, investment series	23.8	23.8	23.8	370.9
Adjusted service bonds of 1945	(*)	(*)	(*)	(*)
Total nonmarketable obligations	1,411.0	1,590.7	1,743.2	2,163.1
Total public issues	4,510.4	4,635.5	4,742.9	4,912.9
Special issues:				
Treasury notes	438.1	466.4	443.5	457.3
Certificates of indebtedness	379.9	394.4	428.7	482.8
Total special issues	818.0	860.8	872.2	940.1
Total interest on public debt	5,328.3	5,496.3	5,615.1	5,853.0

* Less than \$50,000.

¹ Amounts represent discount treated as interest.² Does not include \$224.6 million of outstanding unpaid interest at the beginning of the fiscal year 1950.

TABLE 40.—Interest paid on the public debt and guaranteed obligations, classified by tax status, fiscal years 1934-52 ¹

[In millions of dollars. On basis of Public Debt accounts, see p. 501]

Fiscal year	Total	Tax-exempt			Taxable	Special issues to Government agencies and trust funds
		Total	Wholly	Partially		
Grand total						
1934	759.6	745.2	248.7	496.5		14.4
1935	913.1	895.8	292.7	603.1		17.2
1936	867.4	842.0	262.3	579.7		25.3
1937	985.4	936.9	239.0	697.9		48.5
1938	1,041.1	967.3	216.4	750.9		73.8
1939	1,055.8	954.4	147.0	807.4		101.4
1940	1,151.4	1,019.5	104.2	915.3		131.8
1941	1,221.1	1,060.9	79.2	981.7	0.5	159.6
1942	1,385.7	1,020.2	57.1	963.1	166.1	199.4
1943	1,895.0	962.2	38.3	924.0	691.5	241.3
1944	2,688.0	917.8	27.2	890.7	1,462.0	308.2
1945	3,640.0	793.4	45.3	748.1	2,441.1	405.4
1946	4,749.1	713.5	26.0	687.5	3,530.8	504.8
1947	4,959.6	602.6	6.9	595.6	3,755.1	601.9
1948	5,188.9	575.8	5.6	570.3	3,884.9	728.1
1949	5,353.0	495.0	5.1	489.9	4,040.5	817.5
1950	5,496.7	417.0	4.3	412.7	4,218.9	860.8
1951	5,616.2	330.2	4.2	325.9	4,413.8	872.2
1952	5,854.8	226.4	4.1	222.3	4,688.3	940.1
Issued by U. S. Government						
1934	757.2	742.9	248.7	494.1		14.4
1935	821.5	804.3	292.7	511.5		17.2
1936	747.9	722.6	262.3	460.2		25.3
1937	866.8	818.3	239.0	579.3		48.5
1938	926.2	852.4	216.4	636.1		73.8
1939	941.0	839.5	147.0	692.5		101.4
1940	1,041.4	909.6	104.2	805.4		131.8
1941	1,110.2	950.1	79.2	870.9	0.5	159.6
1942	1,260.1	907.2	57.1	850.1	153.5	199.4
1943	1,813.0	895.6	38.3	857.4	676.1	241.3
1944	2,610.1	852.2	27.2	825.0	1,449.8	308.2
1945	3,621.9	780.2	45.3	734.9	2,436.3	405.4
1946	4,747.5	711.9	26.0	685.9	3,530.8	504.8
1947	4,958.0	601.0	7.0	594.0	3,755.1	601.9
1948	5,187.8	574.8	5.6	569.2	3,884.9	728.1
1949	5,352.3	494.5	5.1	489.4	4,040.3	817.5
1950	5,496.3	416.7	4.3	412.4	4,218.8	860.8
1951	5,615.1	329.9	4.2	325.7	4,413.0	872.2
1952	5,853.0	226.0	4.1	221.9	4,686.9	940.1
Issued by Federal instrumentalities: Guaranteed issues						
1934	2.3	2.3		2.3		
1935	91.6	91.6		91.6		
1936	119.5	119.5		119.5		
1937	118.6	118.6		118.6		
1938	114.9	114.9		114.9		
1939	114.8	114.8		114.8		
1940	109.9	109.9		109.9		
1941	110.9	110.9		110.9		
1942	125.6	113.0		113.0	12.6	
1943	82.0	66.6		66.6	15.4	
1944	77.9	65.7		65.7	12.2	
1945	18.0	13.2		13.2	4.8	
1946	1.6	1.6		1.6	(*)	
1947	1.6	1.6		1.6	(*)	
1948	1.1	1.1		1.1	(*)	
1949	.7	.4		.4	.2	
1950	.5	.3		.3	.1	
1951	1.1	.3		.3	.8	
1952	1.8	.4		.4	1.4	

NOTE.—Amount of interest paid includes increase in redemption value of United States savings bonds and discount on unmatured issues of Treasury bills. Interest paid on guaranteed issues does not include amounts paid on demand obligations of Commodity Credit Corporation. Data for 1913-33 will be found in the 1948 annual report, p. 539.

*Less than \$50,000

¹ Figures for 1934-49, inclusive, represent actual interest payments; figures for 1950 to 1952 represent interest which became due and payable during those years without regard to actual payments.

Prices and Yields of Securities

TABLE 41.—Average yields of long-term Treasury bonds, by months, January 1930–June 1952¹

[Averages of daily figures. Percent per annum compounded semiannually]

Year	Jan.	Feb.	Mar.	Apr.	May	June	July	Aug.	Sept.	Oct.	Nov.	Dec.	Average
PARTIALLY TAX-EXEMPT BONDS ²													
1930...	3.43	3.41	3.29	3.37	3.31	3.25	3.25	3.26	3.24	3.21	3.19	3.22	3.29
1931...	3.20	3.30	3.27	3.26	3.16	3.13	3.15	3.18	3.25	3.63	3.63	3.93	3.34
1932...	4.26	4.11	3.92	3.68	3.76	3.76	3.68	3.45	3.42	3.43	3.45	3.35	3.68
1933...	3.22	3.31	3.42	3.42	3.30	3.21	3.20	3.21	3.19	3.22	3.46	3.53	3.31
1934...	3.50	3.32	3.20	3.11	3.02	2.98	2.92	3.03	3.20	3.10	3.07	3.01	3.12
1935...	2.88	2.70	2.77	2.74	2.72	2.72	2.69	2.76	2.85	2.85	2.83	2.84	2.79
1936...	2.81	2.78	2.73	2.70	2.68	2.69	2.68	2.64	2.65	2.68	2.60	2.59	2.69
1937...	2.56	2.54	2.66	2.83	2.80	2.81	2.78	2.78	2.82	2.82	2.78	2.73	2.74
1938...	2.69	2.68	2.67	2.66	2.56	2.58	2.58	2.57	2.63	2.55	2.56	2.56	2.61
1939...	2.54	2.51	2.43	2.38	2.27	2.22	2.23	2.27	2.67	2.60	2.46	2.35	2.41
1940...	2.30	2.32	2.26	2.26	2.39	2.40	2.30	2.31	2.25	2.21	2.09	2.01	2.26
1941...	2.12	2.22	2.12	2.07	2.04	2.01	1.98	2.01	2.02	1.98	1.95	2.06	2.05
1942...	2.10	2.17	2.10	2.07	2.06	2.04	2.04	2.06	2.08	2.09	2.10	2.13	2.09
1943...	2.11	2.11	2.12	2.05	1.96	1.91	1.91	1.92	1.90	1.90	1.94	1.95	1.98
1944...	1.95	1.93	1.91	1.94	1.94	1.91	1.89	1.90	1.93	1.93	1.90	1.87	1.92
1945...	1.81	1.75	1.70	1.68	1.68	1.63	1.63	1.68	1.68	1.62	1.56	³ 1.51	³ 1.66
TAXABLE BONDS ³													
1941...										2.34	2.34	2.47	
1942...	2.48	2.48	2.46	2.44	2.45	2.43	2.46	2.47	2.46	2.45	2.47	2.49	2.46
1943...	2.46	2.46	2.48	2.48	2.46	2.45	2.45	2.46	2.48	2.48	2.48	2.49	2.47
1944...	2.49	2.49	2.48	2.48	2.49	2.49	2.49	2.48	2.47	2.48	2.48	2.48	2.48
1945...	2.44	2.38	2.40	2.39	2.39	2.35	2.34	2.36	2.37	2.35	2.33	2.33	2.37
1946...	2.21	2.12	2.09	2.08	2.19	2.16	2.18	2.23	2.28	2.26	2.25	2.24	2.19
1947...	2.21	2.21	2.19	2.19	2.19	2.22	2.25	2.24	2.24	2.27	2.36	2.39	2.25
1948...	2.45	2.45	2.44	2.44	2.42	2.41	2.44	2.45	2.45	2.45	2.44	2.44	2.44
1949...	2.42	2.39	2.38	2.38	2.38	2.38	2.27	2.24	2.22	2.22	2.20	2.19	2.31
1950...	2.20	2.24	2.27	2.30	2.31	2.33	2.34	2.33	2.36	2.38	2.38	2.39	2.32
1951...	2.39	2.40	2.47	2.56	2.63	2.65	2.63	2.57	2.56	2.61	2.66	2.70	2.57
1952...	2.74	2.71	2.70	³ 2.64	2.57	2.61							

¹ For bonds selling above par and callable at par before maturity, the yields are computed on the basis of redemption at first call date; while for bonds selling below par, yields are computed to maturity. Monthly averages are averages of daily figures. Each daily figure is an unweighted average of the yields of the individual issues. Prior to Sept. 1941, yields were computed on the basis of the day's closing price on the New York Stock Exchange except that on days when an issue did not sell, the yield was computed on the mean of closing bid and ask quotations on the Stock Exchange. Commencing Sept. 1941, yields are computed on the basis of the mean of closing bid and ask quotations in the over-the-counter market. For average yields by months from January 1919 through December 1929, see p. 662 of the annual report for 1943.

² From July 17, 1928, through Nov. 29, 1935, yields are based on all outstanding partially tax-exempt Treasury bonds neither due nor callable for 12 years; from Nov. 30, 1935, through Dec. 14, 1945, yields are based on all outstanding partially tax-exempt Treasury bonds neither due nor callable for 15 years. This average was discontinued as of Dec. 15, 1945, because there were no longer any bonds of this classification due or callable in 15 or more years.

³ From Oct. 20, 1941, through Mar. 31, 1952, yields are based on all outstanding taxable Treasury bonds neither due nor callable for 15 years; beginning Apr. 1, 1952, yields are based on all outstanding taxable Treasury bonds neither due nor callable for 12 years. Taxable bonds are those on which the interest is subject to both the normal and surtax rates of the Federal income tax. This average commenced Oct. 20, 1941.

TABLE 42.—Prices and yields of marketable public debt issues, June 29, 1951, and June 30, 1952, and price ranges since first traded ¹

[Price decimals are thirty-seconds and + indicates additional sixty-fourth]

Issue ²	June 29, 1951				June 30, 1952				Price range since first traded ³			
	Price		Yield—percent		Price		Yield—percent		High		Low	
	Bid	Ask	To call	To maturity	Bid	Ask	To call	To maturity	Price	Date	Price	Date
Treasury bonds:												
2%, Sept. 15, 1951-53 ⁴	100.02+	100.03+	1.87	1.96	100.00	100.02	1.96	1.97	104.18	Mar. 11, 1946	99.19	Dec. 26, 1951
3%, Sept. 15, 1951-55 ⁵	1.05%	.90%	.98									
3%, Sept. 15, 1951-53 ⁶	1.10%	.85%	1.02									
2½%, Dec. 15, 1951-53 ⁷	99.29	100.00	2.10	2.01	99.28	99.30	2.21	2.03	104.26	Mar. 11, 1946	99.12	Dec. 28, 1951
2%, Dec. 15, 1951-55 ¹	100.17	100.21	1.65	2.27								
2½%, Mar. 15, 1952-54 ⁸	100.01	100.04	1.92	1.97	99.31	100.01	2.00	2.00	104.27	Feb. 18, 1946	99.12	Dec. 27, 1951
2%, June 15, 1952-54 ⁷	100.09	100.12	1.90	2.15	100.06	100.08	1.76	2.17	106.08	Feb. 9, 1946	100.00	Dec. 27, 1951
2½%, June 15, 1952-55 ⁷	100.00	100.03	1.97	1.99	99.30	100.00	2.07	2.01	105.00	Mar. 11, 1946	99.10	Dec. 27, 1951
2%, Dec. 15, 1952-54	101.20	101.24	1.12	1.56	100.26	100.30	1.08	1.70	107.25	Jan. 12, 1946	100.28	June 30, 1952
2½%, June 15, 1954-56	102.30	103.02	1.21	1.62	102.08	102.12	1.05	1.64	109.29	Mar. 12, 1946	102.02	July 24, 1940
2½%, Mar. 15, 1955-60	105.12	105.16	1.36	2.19	104.10	104.14	1.23	2.25	116.02	Jan. 12, 1946	98.30	Sept. 20, 1935
2½%, Mar. 15, 1956-58	101.26	101.30	2.08	2.20	101.08	101.12	2.13	2.25	110.22	Feb. 8, 1946	100.27	Mar. 4, 1952
2½%, Sept. 15, 1956-59	106.16	106.22	1.43	1.88	106.00	106.04	1.27	1.85	116.13	Jan. 26, 1946	98.10	Apr. 1, 1937
2½%, Sept. 15, 1956-59	100.07	100.11	2.19	2.21	100.01	100.05	2.23	2.24	107.16	Apr. 6, 1946	98.26	Dec. 27, 1951
2½%, Mar. 15, 1957-59					100.16	100.20	2.25	2.28	101.18	Apr. 18, 1952	100.04	Mar. 4, 1952
2½%, June 15, 1958 ⁹					100.15	100.17	2.28		100.16	June 30, 1952	100.11	June 24, 1952
2½%, June 15, 1958-63	107.26	108.00	1.55	2.00	107.20	107.24	1.40	1.97	117.04	Jan. 15, 1946	99.15	Sept. 25, 1939
2½%, June 15, 1959-62	96.30	97.02	2.67	2.57	99.05	99.09	2.37	2.34	104.20	Apr. 6, 1946	96.03	Dec. 27, 1951
2½%, Dec. 15, 1959-62	96.24	96.28	2.67	2.57	98.26	98.30	2.42	2.37	104.21	Apr. 6, 1946	95.31	Dec. 27, 1951
2½%, Dec. 15, 1960-65	108.30	109.04	1.71	2.03	109.19	109.23	1.53	1.93	119.00	Jan. 25, 1946	99.14	Sept. 25, 1939
2½%, June 15, 1962-67	97.29	98.01	2.72	2.66	100.03	100.07	2.48	2.49	108.12	Apr. 6, 1946	97.16	Dec. 27, 1951
2½%, Dec. 15, 1963-68	97.10	97.14	2.75	2.69	99.07	99.11	2.57	2.55	108.03	Apr. 6, 1946	96.22	Dec. 27, 1951
2½%, June 15, 1964-69	97.02	97.06	2.77	2.70	98.15	98.19	2.64	2.61	107.25	Apr. 6, 1946	96.10	Jan. 14, 1952
2½%, Dec. 15, 1964-69	97.00	97.04	2.76	2.70	98.08	98.12	2.66	2.62	107.24	Apr. 6, 1946	96.07	Jan. 14, 1952
2½%, Mar. 15, 1965-70	96.30	97.02	2.76	2.71	98.06	98.10	2.66	2.62	107.23	Apr. 6, 1946	96.05	Jan. 14, 1952
2½%, Mar. 15, 1966-71	96.30	97.02	2.75	2.70	98.06	98.10	2.65	2.62	107.22	Apr. 6, 1946	96.03	Jan. 14, 1952
2½%, June 15, 1967-72	97.00	97.04	2.73	2.68	98.00	98.04	2.66	2.63	106.16	Apr. 6, 1946	95.22	Jan. 11, 1952
2½%, Sept. 15, 1967-72	98.15	98.19	2.61	2.59	98.18	98.22	2.61	2.59	109.18	Apr. 6, 1946	96.15	Jan. 18, 1952
2½%, Dec. 15, 1967-72	97.00	97.04	2.72	2.68	98.00	98.04	2.65	2.62	106.16	Apr. 6, 1946	95.22	Jan. 11, 1952
Other bonds: ¹⁰												
3%, Panama Canal, June 1, 1961	115.24	117.08	1.23		116.08	117.00	1.05		134.00	Sept. 5, 1944	75.00	June 18, 1921

Footnotes at end of table.

TABLE 42.—Prices and yields of marketable public debt issues, June 29, 1951, and June 30, 1952, and price ranges since first traded¹—Continued

[Price decimals are thirty-seconds and + indicates additional sixty-fourth]

Issue ²	June 29, 1951				June 30, 1952				Price range since first traded ³			
	Price		Yield—percent		Price		Yield—percent		High		Low	
	Bid	Ask	To call	To maturity	Bid	Ask	To call	To maturity	Price	Date	Price	Date
Treasury notes:												
1½% B, July 1, 1951.....	(11)	(11)										
1½% C, July 1, 1951.....	(11)	(11)										
1½% D, July 1, 1951.....	(11)	(11)										
1½% E, Aug. 1, 1951.....	1.20%	1.10%	1.15									
1½% A, Oct. 1, 1951.....	1.46%	1.38%	1.42									
1½% F, Oct. 15, 1951.....	1.46%	1.39%	1.42									
1½% G, Nov. 1, 1951.....	1.46%	1.39%	1.42									
1½% A, Mar. 15, 1954.....	98.16	98.19	1.93		99.03	99.05	1.90		100.10+	Jan. 10, 1950	98.01+	May 9, 1951
1½% A, Mar. 15, 1955.....	98.12	98.15	1.94		98.24	98.26	1.96		100.07	Mar. 10, 1950	97.22	Dec. 26, 1951
1½% B, Dec. 15, 1955.....	98.31	99.02	1.98		99.03	99.05	2.01		100.04+	Jan. 19, 1951	97.30	Dec. 27, 1951
1½% EA, Apr. 1, 1956.....	(11)	(11)			98.12	98.20	1.92		98.28	May 26, 1952	97.20	Jan. 21, 1952
1½% EO, Oct. 1, 1956.....					98.08	98.16	1.90		98.24	May 26, 1952	97.12	Jan. 21, 1952
1½% EA, Apr. 1, 1957.....					98.00		1.94		98.15	Apr. 17, 1952	98.00	June 30, 1952
Certificates of indebtedness:												
1½% A, Apr. 1, 1952.....	100.03+	100.04+	1.70		(11)	(11)						
1½% B, July 1, 1952.....					1.70%	1.60%	1.65					
1½% C, Aug. 15, 1952.....					1.76%	1.68%	1.72					
1½% D, Sept. 1, 1952.....					1.80%	1.73%	1.76					
1½% E, Oct. 1, 1952.....					1.78%	1.70%	1.74					
1½% F, Dec. 1, 1952.....					1.85%	1.80%	1.82					
1½% A, Feb. 15, 1953.....					1.87%	1.83%	1.85					
1½% B, June 1, 1953 ⁴												

¹ Prices on June 29, 1951, and June 30, 1952, are closing bid and ask quotations in over-the-counter market as compiled by Federal Reserve Bank of New York. Prices in range columns are mean of closing bid and ask quotations in over-the-counter market except that Treasury bond prices prior to Oct. 1, 1939, are closing prices on the New York Stock Exchange. "When issued" prices are included in price range beginning Oct. 1, 1939. Dates of highs and lows, in case of recurrence, are latest dates. Yields are computed on the mean of bid and ask prices and are percent per annum compounded semiannually except that in the case of securities having only one interest payment, yields are computed on a simple interest basis. Quotations on yield basis are indicated by percent signs in price columns.

² Treasury bills are excluded. For description and amount of each issue outstanding

on June 30, 1952, see table 18; for information as of June 29, 1951, see 1951 annual report p. 740.

³ Excludes issues with original maturity of less than 2 years.

⁴ Callable on 4 months' notice on Mar. 15, 1953.

⁵ Called on May 14, 1951, for redemption on Sept. 15, 1951.

⁶ Called on Aug. 14, 1951, for redemption on Dec. 15, 1951.

⁷ Callable on 4 months' notice on Dec. 15, 1952.

⁸ Called on Nov. 14, 1951, for redemption on Mar. 15, 1952.

⁹ Quoted on "when issued" basis.

¹⁰ No market quotations for postal savings bonds.

¹¹ Not quoted.

Gold, Silver, and General Fund Assets and Liabilities

TABLE 43.—Assets and liabilities of the Treasury, June 30, 1951 and 1952

[On basis of daily Treasury statements, see p. 501]

	June 30, 1951	June 30, 1952	Increase, or decrease (—)
GOLD			
Assets: Gold.....	\$21,755,685,907.36	\$23,346,331,148.79	\$1,590,645,241.43
Liabilities:			
Gold certificates ¹	2,854,667,429.00	2,853,443,849.00	—1,223,580.00
Gold certificate fund—Board of Governors, Federal Reserve System.....	17,043,847,599.04	18,636,697,346.96	1,592,849,747.92
Redemption fund—Federal Reserve notes.....	654,874,681.76	691,035,166.02	36,160,484.26
Gold reserve ²	156,039,430.93	156,039,430.93	—
Gold in general fund.....	1,046,256,766.63	1,009,115,355.88	—37,141,410.75
Total.....	21,755,685,907.36	23,346,331,148.79	1,590,645,241.43
SILVER			
Assets:			
Silver bullion (monetary value) ³	2,057,226,823.09	2,093,040,964.44	35,814,141.35
Silver dollars.....	309,806,157.00	297,921,662.00	—11,884,495.00
Total.....	2,367,032,980.09	2,390,962,626.44	23,929,646.35
Liabilities:			
Silver certificates outstanding ¹	2,340,325,761.00	2,344,161,370.00	3,835,609.00
Treasury notes of 1890 outstanding ¹	1,144,760.00	1,144,506.00	—254.00
Silver in general fund.....	25,562,459.09	45,656,750.44	20,094,291.35
Total.....	2,367,032,980.09	2,390,962,626.44	23,929,646.35
GENERAL FUND			
Assets:			
In Treasury offices:			
Gold (as above).....	1,046,256,766.63	1,009,115,355.88	—37,141,410.75
Silver:			
At monetary value (as above).....	25,562,459.09	45,656,750.44	20,094,291.35
Subsidiary coin.....	2,426,867.75	5,615,750.78	3,188,883.03
Bullion:			
At recoinage value.....	—	100.50	100.50
At cost value ⁴	93,126,353.84	67,985,904.06	—25,140,449.78
Minor coin.....	2,348,579.77	3,411,471.13	1,062,891.36
United States notes.....	2,328,328.00	2,448,790.00	120,462.00
Federal Reserve notes.....	49,510,670.00	68,084,135.00	18,573,465.00
Federal Reserve Bank notes.....	720,115.00	363,330.00	—356,785.00
National bank notes.....	180,380.00	214,650.00	34,270.00
Unclassified—collections, etc.....	24,111,871.42	34,453,521.63	10,341,650.21
Subtotal.....	1,246,572,391.50	1,237,349,759.42	—9,222,632.08
Deposits in:			
Federal Reserve Banks:			
Available funds.....	338,147,837.15	332,950,641.66	—5,197,195.49
In process of collection.....	250,109,417.18	354,538,757.36	104,429,340.18
Special depositaries, Treasury tax and loan accounts.....	5,679,672,056.63	5,106,126,343.30	—573,545,713.33
National and other bank depositaries.....	318,827,157.95	397,190,475.02	78,363,317.07
Foreign depositaries.....	37,189,286.99	52,395,553.60	15,206,266.61
Subtotal.....	6,623,945,755.90	6,243,201,770.94	—380,743,984.96
Total assets, general fund.....	7,870,518,147.40	7,480,551,530.36	—389,966,617.04
Liabilities:			
Treasurer's checks outstanding.....	25,578,398.71	23,865,351.80	—1,713,046.91
Deposits of Government officers:			
Post Office Department.....	202,506,640.65	162,390,438.51	—40,116,202.14
Board of trustees, Postal Savings System:			
5-percent reserve, lawful money.....	140,000,000.00	131,000,000.00	—9,000,000.00
Other deposits.....	22,732,715.59	23,559,422.58	826,706.99
Postmasters' disbursing accounts, etc.....	121,498,046.15	159,256,264.68	37,758,218.53
Uncollected items, exchanges, etc.....	1,624,223.11	11,652,448.48	10,028,225.37
Total liabilities, general fund.....	513,940,024.21	511,723,926.05	—2,216,098.16
Balance in general fund.....	7,356,578,123.19	6,968,827,604.31	—387,750,518.88
Total general fund liabilities and balance.....	7,870,518,147.40	7,480,551,530.36	—389,966,617.04

NOTE.—The amount to the credit of disbursing officers and certain agencies was \$54,814,638,470.16 on June 30, 1951, and \$80,426,656,555.69 on June 30, 1952.

¹ Does not include amounts held in Treasury offices and by Federal Reserve Banks and agents in custody for the Treasurer of the United States. See table 83.

² Reserve against United States notes (\$346,681,016 in 1951 and 1952) and Treasury notes of 1890 outstanding (\$1,144,760 in 1951 and \$1,144,506 in 1952). Treasury notes of 1890 are also secured by silver dollars in the Treasury.

³ 401,971,068.4 ounces of these items of silver were held on June 30, 1951 and 1952, by certain agencies of the Federal Government.

Trust and Other Funds for Which Investments Are Made by the Treasury Department

TABLE 44.—Holdings of Federal securities by Government agencies and accounts, June 30, 1942-52

[In thousands of dollars]

	June 30, 1942	June 30, 1943	June 30, 1944	June 30, 1945	June 30, 1946	June 30, 1947	June 30, 1948	June 30, 1949	June 30, 1950	June 30, 1951	June 30, 1952
ACCOUNTS HANDLED BY TREASURY¹											
Federal Deposit Insurance Corporation.....	488,202	573,793	686,526	835,087	975,787	1,122,308	1,016,790	1,133,790	1,275,790	1,338,350	1,422,300
Federal employees' retirement funds:											
Alaska railroad retirement and disability fund.....	1,300	1,552	1,755	1,911	2,360	2,680	3,070	3,447	(²)	-----	-----
Canal Zone retirement and disability fund.....	6,678	7,960	9,187	10,298	11,325	12,257	13,127	13,918	(³)	-----	-----
Civil service retirement and disability fund.....	782,650	1,060,321	1,450,913	1,848,270	2,155,034	2,435,238	2,794,611	3,243,427	3,801,278	4,374,518	4,998,402
Foreign service retirement and disability fund.....	5,442	6,115	7,012	7,836	8,678	9,638	12,087	14,497	16,850	16,867	16,592
Federal old-age and survivors insurance trust fund.....	3,201,634	4,236,834	5,408,834	6,545,934	7,548,734	8,742,334	9,930,137	11,224,137	12,639,137	14,317,437	16,288,037
Federal Savings and Loan Insurance Corporation.....	122,482	137,062	146,782	155,462	165,962	178,212	191,462	206,662	³ 191,312	³ 202,212	209,540
Postal Savings System.....	1,269,947	1,482,569	1,951,995	2,574,765	3,026,883	3,303,016	3,289,818	3,188,314	3,038,297	2,718,741	2,558,209
Railroad retirement account.....	91,500	178,000	318,500	500,500	657,000	805,500	1,374,500	1,720,000	2,057,600	2,414,490	2,863,144
Unemployment trust fund.....	3,139,000	4,367,000	5,870,000	7,307,000	7,409,000	7,852,000	8,297,000	8,137,000	7,413,000	8,063,000	8,644,000
Veterans' life insurance funds:											
Government life insurance fund.....	905,468	965,718	1,054,093	1,140,585	1,162,435	1,254,000	1,286,500	1,318,000	1,291,500	1,300,000	1,300,500
National service life insurance fund.....	38,775	351,725	1,213,425	3,187,125	5,239,685	6,473,685	6,934,685	7,287,685	5,342,144	5,435,644	5,190,644
Other trust funds and accounts:											
Adjusted service certificate fund.....	18,435	18,268	16,890	14,500	12,500	12,250	5,800	5,563	5,250	5,165	5,115
Ainsworth Library fund, Walter Reed General Hospital.....	10	10	10	10	10	10	10	10	10	10	10
Allen property trust fund.....	-----	-----	-----	3,746	4,166	5,168	5,576	6,247	4,656	4,710	4,958
Army Exchange Service contingency reserve fund, War Department.....	-----	1,150	-----	-----	-----	-----	-----	-----	-----	-----	-----
Canal Zone Postal Savings System.....	4,205	7,505	8,050	9,450	9,850	9,850	9,350	9,350	8,850	6,850	7,100
Comptroller of the Currency employees' retirement fund.....	2,245	2,395	3,700	4,525	4,725	4,805	5,055	(⁴)	-----	-----	-----
District of Columbia highway fund.....	-----	-----	-----	-----	2,000	2,000	2,000	-----	-----	-----	-----
District of Columbia public works and other general funds.....	-----	-----	-----	5,000	15,000	15,000	15,000	13,930	9,961	13,964	13,974
District of Columbia teachers' retirement and annuity fund.....	8,350	9,008	10,480	11,237	11,429	11,629	13,556	14,991	16,904	18,444	20,310
District of Columbia water fund.....	1,773	1,773	1,773	1,773	1,773	1,773	1,773	1,773	1,773	1,773	1,773
Exchange stabilization fund.....	10,452	10,452	20,452	20,452	20,000	20,000	20,000	20,000	20,000	20,000	20,000
Farm tenant mortgage insurance trust fund.....	-----	-----	-----	-----	-----	-----	1,000	1,000	1,000	1,000	1,250
Federal Housing Administration:											
Housing insurance fund.....	931	2,431	2,431	2,431	2,431	2,431	2,431	2,431	2,431	3,850	4,450
Housing investment insurance fund.....	-----	-----	-----	-----	-----	-----	-----	-----	-----	700	800
Military housing insurance fund.....	-----	-----	-----	-----	-----	-----	-----	-----	4,000	7,200	9,450
Mutual mortgage insurance fund.....	37,739	52,239	72,239	87,500	92,512	107,012	121,499	129,499	145,999	171,867	194,167
War housing insurance fund.....	4,400	400	400	6,400	8,000	11,000	12,000	33,500	61,000	80,600	75,900
General post fund, Veterans' Administration.....	1,215	1,285	1,390	1,334	1,334	1,433	1,434	1,945	2,142	2,316	2,666

Hospital fund, U. S. Army, Office of the Surgeon General.....			1,030	1,780	4,350	4,350	4,350	2,770	2,770	1,670	1,570
Individual Indian trust funds.....	41,316	44,625	47,031	47,802	41,875	46,060	43,663	41,293	39,189	38,843	35,425
Library of Congress trust fund.....	4										
National park trust fund.....	17	18	18	18	18	18	18	18	18	18	18
Pershing Hall Memorial fund.....	191	191	191	191	191	193	193	193	199	199	199
Preservation Birthplace of Abraham Lincoln, National Park Service.....				16	16	16	16	16	63	63	63
Public Health Service gift funds ¹	79	79	79	86	86	86	86	86	86	86	86
Public Housing Administration (U. S. Housing Act).....	7,070	7,070	7,070	7,870	7,870	7,870	7,870				
Relief and rehabilitation, Longshoremen's and Harbor Workers' Compensation Act.....	208	208	254	344	404	416	402	402	550	550	632
Relief and rehabilitation, Workmen's Compensation Act within the District of Columbia.....	32	32	44	48	54	71	81	81	87	87	97
Special trust account for payment of pre-1934 Philippine bonds.....							11,140	14,026	16,521	19,082	15,138
U. S. Army and Air Force Motion Picture Service.....	1,635	2,418	2,018	1,922	2,172	3,242	4,542	2,065	2,065	1,000	1,000
U. S. Naval Academy general gift fund.....			85	85	85	85	85	85	85	85	85
Total handled by Treasury.....	10,193,394	13,530,205	18,314,656	24,343,293	28,605,735	32,457,637	35,432,716	37,792,150	37,412,518	40,581,391	43,887,605
ACCOUNTS OF OTHER AGENCIES											
Banks for cooperatives.....	33,702	33,261	42,784	42,849	53,906	42,568	42,656	42,656	42,788	42,788	43,038
Federal Farm Mortgage Corporation.....	1,652	115,000									
Federal home loan banks.....	68,516	154,194	131,534	158,406	120,844	155,464	162,118	357,790	285,136	243,728	310,398
Federal intermediate credit banks.....	44,000	36,000	36,000	36,511	43,151	43,151	43,151	44,654	45,254	45,754	48,329
Federal land banks.....	206,266	327,709	402,594	159,690	135,615	(²)					
Federal National Mortgage Association.....		756	634	569		5				69	198
Home Owners' Loan Corporation.....		9,984	15,000	15,000	15,000	15,200	12,400	10,200	2,000		(³)
Inland Waterways Corporation.....	3,237	5,522	6,400	6,650	4,132	2,288	50	50	50		
Joint stock land banks ⁴	322	62	36	51	15						
Panama Canal Company ⁵	2,765	8,860	16,969	22,219	21,826	19,350	20	20	20	20	10
Production credit corporations.....	12,240	36,058	57,802	64,233	67,825	67,036	65,870	37,352	39,832	41,780	42,488
Reconstruction Finance Corporation.....	55,471	64,032	71,769	75,052	47,955	1,704	125			1,158	1,158
Regional Agricultural Credit Corporation of Washington, D. C.....			236	326	350			(⁶)			
RFC Mortgage Company, The.....		448	956	5,467	8,017	(⁶)					
U. S. Spruce Production Corporation.....	115	115	115	115	115	(⁶)					
Total other agencies.....	428,286	792,001	782,830	587,138	519,316	346,765	326,389	492,722	415,079	375,296	445,618
Total holdings of securities by Government agencies and accounts.....	10,621,680	14,322,206	19,097,486	24,930,431	29,125,051	32,804,402	35,759,105	38,284,872	37,827,597	40,956,687	44,333,223

¹ For further details on certain of these accounts, see tables 45 through 64.

² Transferred to civil service retirement and disability fund pursuant to act of July 21, 1949 (63 Stat. 475).

³ Includes a U. S. Government security of \$1,000 thousand which was included in assets purchased from an insured institution to prevent default.

⁴ Figures are as of Apr. 30, 1951.

⁵ Transferred to civil service retirement and disability fund in accordance with act of June 30, 1948 (62 Stat. 1163).

⁶ The National Institute of Health gift fund and various conditional and unconditional

gift funds of the Public Health Service were consolidated during the fiscal year 1951.

⁷ Proprietary interest of the United States in these banks ended June 26, 1947.

⁸ Corporation has been liquidated.

⁹ Represents securities of the joint stock land banks held by the Federal Reserve Banks and branches.

¹⁰ Effective July 1, 1951, pursuant to act of Sept. 26, 1950 (64 Stat. 1038), and Executive Order No. 10263 of June 29, 1951, the business activities of the Panama Canal and the Panama Railroad Company were combined in one Federal corporation known as the Panama Canal Company.

TABLE 45.—Adjusted service certificate fund, June 30, 1952

[On basis of daily Treasury statements, see p. 501. This trust fund was established in accordance with the provisions of the act of May 19, 1924 (43 Stat. 128). For further details see annual report of the Secretary for 1941, p. 135]

I. RECEIPTS AND EXPENDITURES (EXCLUSIVE OF PURCHASES AND SALES OF INVESTMENTS)

	Cumulative through June 30, 1951	Fiscal year 1952	Cumulative through June 30, 1952
Receipts:			
Appropriations.....	\$3,639,157,956.40		\$3,639,157,956.40
Interest on loans and investments.....	137,091,400.37	\$207,057.90	137,298,458.27
Total receipts.....	3,776,249,356.77	207,057.90	3,776,456,414.67
Expenditures:			
Payments under Adjusted Compensation Payment Act, 1936, enacted Jan. 27, 1936:			
Adjusted service bonds.....	1,850,241,950.00	37,050.00	1,850,279,000.00
Adjusted service bonds (Government life insurance fund series).....	500,157,956.40		500,157,956.40
Checks for amounts less than \$50.....	83,879,824.85	1,581.64	83,881,406.49
Checks paid by Treasurer of the United States other than in final settlement of certificates under the Adjusted Compensation Payment Act, 1936, less credits on account of repay- ments of loans.....	1,336,756,283.49	226,958.09	1,336,983,241.58
Total expenditures.....	3,771,036,014.74	265,589.73	3,771,301,604.47
Balance.....	5,213,342.03	-58,531.83	5,154,810.20

II. ASSETS HELD BY THE TREASURY DEPARTMENT

Assets	June 30, 1951	Increase, or de- crease (—), fiscal year 1952	June 30, 1952
Investments:			
4% special Treasury certificates of indebted- ness, adjusted service certificate fund series:			
Maturing Jan. 1, 1952.....	\$5,165,000.00	—\$5,165,000.00	
Maturing Jan. 1, 1953.....		5,115,000.00	\$5,115,000.00
Total investments.....	5,165,000.00	-50,000.00	5,115,000.00
Unexpended balances:			
To credit of disbursing officers.....	42,193.68	-2,383.84	39,809.84
On books of the Division of Bookkeeping and Warrants.....	6,148.35	-6,147.99	.36
Total assets.....	5,213,342.03	-58,531.83	5,154,810.20

¹ Includes July prior expenditure adjustment of \$4,348.21 (net); adjustment in daily Treasury statement of July 1951.

² Includes expenditure adjustment of \$508.77 to be made in daily Treasury statement in the fiscal year 1953.

TABLE 46.—*Ainsworth Library fund, Walter Reed General Hospital, June 30, 1952*

[This trust fund was established in accordance with the provisions of the joint resolution of Congress approved May 23, 1935 (49 Stat. 287). For further details see annual report of the Secretary for 1941, p. 154]

I. RECEIPTS AND EXPENDITURES (EXCLUSIVE OF PURCHASES AND SALES OF INVESTMENTS)

	Cumulative through June 30, 1951	Fiscal year 1952	Cumulative through June 30, 1952
Receipts:			
Bequest of Maj. Gen. Fred C. Ainsworth.....	\$10,700.00		\$10,700.00
Earnings on investments.....	4,026.65	\$278.87	4,305.52
Total receipts.....	14,726.65	278.87	15,005.52
Expenditures.....	4,561.19	323.79	4,884.98
Balance.....	10,165.46	-44.92	10,120.54

II. ASSETS HELD BY THE TREASURY DEPARTMENT

Assets	June 30, 1951	Decrease (-), fiscal year 1952	June 30, 1952
Investments:			
2½ percent Treasury bonds of 1955-60 (par value \$9,700)....	\$9,972.81		\$9,972.81
Unexpended balances:			
To credit of disbursing officer.....	192.65	-\$44.92	147.73
Total.....	10,165.46	-44.92	10,120.54

TABLE 47.—*Alien property trust fund, June 30, 1952*

[This trust fund was established under the act of October 6, 1917, as amended, and the Settlement of War Claims Act of 1928, as amended]

	Cumulative through June 30, 1951	Decrease (-), fiscal year 1952	Cumulative through June 30, 1952
Credits (net):			
Trusts.....	\$37,206,456.66	-\$60,730.02	\$37,145,726.64
Earnings on investments, etc.....	22,832,772.84	¹ -115,938.26	22,716,834.58
Total.....	60,039,229.50	-176,668.28	59,862,561.22
Assets:			
Investments:			
Participating certificates issued, Section 25 (e) of the Trading With the Enemy Act:			
Noninterest-bearing.....	21,151,134.23		21,151,134.23
5 percent interest-bearing.....	36,133,231.35		36,133,231.35
Cash balance with Treasurer of the United States.....	2,754,863.92	¹ -176,668.28	2,578,195.64
Total fund assets.....	60,039,229.50	-176,668.28	59,862,561.22

¹ One check was issued by the Treasury Department during the fiscal year, in favor of the Treasurer of the United States, for transfer of \$100,000.00 from the Distributed Income account to the Alien Property Disbursing Officer's account.

TABLE 48.—*Civil service retirement and disability fund, June 30, 1952*¹

[On basis of daily Treasury statements, see p. 501. This trust fund was established in accordance with the provisions of the act of May 22, 1920 (41 Stat. 614). For further details see annual report of the Secretary for 1941, p. 136]

I. RECEIPTS AND EXPENDITURES (EXCLUSIVE OF PURCHASES AND SALES OF INVESTMENTS)

	Cumulative through June 30, 1951	Fiscal year 1952	Cumulative through June 30, 1952
Receipts:			
On account of deductions from basic compensation and service credit payments of employees subject to retirement act.....	\$3,288,545,779.69	\$407,866,495.11	\$3,696,412,274.80
On account of voluntary contributions.....	18,089,646.70	2,207,950.00	20,297,596.70
Appropriations.....	2,704,597,414.91	312,776,021.36	3,017,373,436.27
Interest and profits on investments.....	1,088,698,044.63	188,130,280.70	1,276,728,325.33
Transferred from the Comptroller of the Currency retirement fund, act of June 28, 1948:			
Cash and securities ²	5,503,996.45	-----	5,503,996.45
Total receipts.....	7,105,334,882.38	910,980,747.17	8,016,315,629.55
Expenditures:			
Annuity payments and refunds.....	2,686,319,160.13	298,579,835.60	2,984,898,995.73
Transfers to policemen's and firemen's relief fund, D. C.:			
On account of deductions.....	55,852.61	-----	55,852.61
Accrued interest on deductions.....	26,628.76	-----	26,628.76
Total.....	82,481.37	-----	82,481.37
Total expenditures.....	2,686,401,641.50	298,579,835.60	2,984,981,477.10
Balance.....	4,418,933,240.88	612,400,911.57	5,031,334,152.45

Footnotes at end of table.

TABLE 48.—Civil service retirement and disability fund, June 30, 1952¹—Continued

II. ASSETS HELD BY THE TREASURY DEPARTMENT

Assets	June 30, 1951	Increase, or decrease (—), fiscal year 1952	June 30, 1952
Investments:			
4% special Treasury notes, civil service retirement fund series, maturing:			
June 30, 1952.....	\$709,084,000.00	—\$709,084,000.00	-----
June 30, 1953.....	1,006,723,000.00	-----	\$1,006,723,000.00
June 30, 1954.....	1,166,208,000.00	-----	1,166,208,000.00
June 30, 1955.....	1,107,076,000.00	-----	1,107,076,000.00
June 30, 1956.....	373,557,000.00	728,282,000.00	1,101,839,000.00
June 30, 1957.....	-----	603,710,000.00	603,710,000.00
3% special Treasury notes, civil service retirement fund series, maturing:			
June 30, 1952.....	2,220,000.00	—2,220,000.00	-----
June 30, 1953.....	2,415,000.00	-----	2,415,000.00
June 30, 1954.....	2,372,000.00	-----	2,372,000.00
June 30, 1955.....	3,006,000.00	-----	3,006,000.00
June 30, 1956.....	1,157,000.00	2,251,000.00	3,408,000.00
June 30, 1957.....	-----	945,000.00	945,000.00
Total Treasury notes.....	4,373,818,000.00	623,884,000.00	4,997,702,000.00
United States savings bonds, 2½% Series G-1942 to 1948.....	700,000.00	-----	700,000.00
Total investments.....	4,374,518,000.00	623,884,000.00	4,998,402,000.00
Unexpended balances:			
To credit of disbursing officers.....	27,017,190.17	—522,948.21	* 26,494,241.96
On books of the Division of Bookkeeping and Warrants.....	* 17,313,561.76	—10,965,024.23	* 6,348,537.53
On books of the Treasurer of the United States ⁷	84,488.95	4,884.01	89,372.96
Total assets.....	4,418,933,240.88	612,400,911.57	5,031,334,152.45

¹ Includes the Alaska Railroad and Canal Zone retirement funds which were abolished and combined with the civil service retirement and disability fund by Public Law 180, 81st Cong., approved July 21, 1949.

² Comprises \$310,000,000 appropriated from general fund to cover liability of United States and \$2,776,021.36 representing District of Columbia and Government corporations' contributions.

³ Includes \$4,350,000 face amount of securities converted to cash. Also includes United States savings bonds in the amount of \$700,000.

⁴ Includes \$74,604.53 adjustment of available receipts (net), and excludes \$107.22 adjustment of expenditures reported in the daily Treasury statement during the fiscal year 1953.

⁵ Excludes \$5,059,522.08 July prior receipts (net) and includes \$3,701,852.31 teletype transcripts of receipts in daily Treasury statements during June 1951 in excess of transfer and counter warrants and covering warrants. Also includes \$352,245.46 representing June 1951 receipts covered as July current.

⁶ Excludes \$3,937,464.81 July prior receipts (net), and excludes \$1,823,928.97 net excess of covering warrants over Army-Air Force teletype transcripts of receipts in daily Treasury statements.

⁷ Represents outstanding checks.

TABLE 49.—*District of Columbia teachers' retirement and annuity fund—Assets held by the Treasury Department, June 30, 1952*

[Public Law 624, approved Aug. 7, 1946 (60 Stat. 875), created this fund as successor to the District of Columbia teachers' retirement fund established under the act of Jan. 15, 1920, as amended, effecting the consolidation of the deductions fund and the Government reserve fund as of July 1, 1946]

Assets	June 30, 1951 ¹ (principal cost)	Increase, or decrease (—), fiscal year 1952	June 30, 1952	
			Par value	Principal cost
Investments:				
Government securities:				
Treasury bonds:				
2½% of 1950-58.....	\$49,100.31	-----	\$47,000.00	\$49,100.31
2½% of 1964-69 (dated Apr. 15, 1943).....	879,721.25	-----	878,000.00	879,721.25
2½% of 1964-69 (dated Sept. 15, 1943).....	1,303,500.00	-----	1,303,500.00	1,303,500.00
2½% of 1965-70.....	257,000.00	-----	257,000.00	257,000.00
2½% of 1966-71.....	151,000.00	\$1,348,493.04	1,517,000.00	1,499,493.04
2½% of 1965, Investment Series A.....	250,000.00	-----	250,000.00	250,000.00
2½% of 1975-80, Investment Series B.....	12,325,000.00	495,194.00	12,825,000.00	12,820,194.00
United States savings bonds, 2½% Series G.....	3,232,500.00	-----	3,232,500.00	3,232,500.00
Total investments.....	18,447,821.56	1,843,687.04	20,310,000.00	20,291,508.60
Accrued interest receivable.....	118,327.96	12,968.88	-----	131,296.82
Unexpended balances:				
To credit of disbursing officer.....	27,449.61	—16,488.07	-----	10,961.54
On books of the Division of Bookkeeping and Warrants.....	16,306.96	—16,306.96	-----	-----
Total assets.....	18,609,906.09	1,823,860.87	-----	20,433,766.96
Assets according to accounts:				
Deduction account.....	18,510,998.79	1,818,675.74	-----	20,329,674.53
Voluntary contributions account.....	98,907.30	5,185.13	-----	104,092.43
Total assets.....	18,609,906.09	1,823,860.87	-----	20,433,766.96

¹ Includes deductions fund and Government reserve fund reported on pp. 567 and 568 of 1946 annual report.

TABLE 50.—*District of Columbia water fund—Investments held by the Treasury Department, June 30, 1952*

[These investments were made in accordance with the provisions of the act of June 29, 1937 (50 Stat. 392) and in subsequent appropriation acts for the District of Columbia. For further details see annual report of the Secretary for 1941, p. 142]

Investments	June 30, 1951 (principal cost)	Increase, or decrease (—), fiscal year 1952	June 30, 1952	
			Par value	Principal cost
Treasury bonds:				
2½% of 1952-54.....	\$100,000.00	—\$100,000.00	-----	-----
2½% of 1958-63.....	749,110.01	-----	\$736,000.00	\$749,110.01
2½% of 1960-65.....	987,511.56	-----	937,000.00	987,511.56
2½% of 1952-59 (dated Mar. 1, 1952).....	-----	100,000.00	100,000.00	100,000.00
Total investments.....	1,836,621.57	-----	1,773,000.00	1,836,621.57

TABLE 51.—*Assets held by the Treasury Department under relief and rehabilitation, Workmen's Compensation Act, within the District of Columbia, June 30, 1952*¹

[This trust fund was established in accordance with the provisions of the act of May 17, 1928 (45 Stat. 600). For further details see annual report of the Secretary for 1941, p. 141]

Assets	June 30, 1951 (principal cost)	Increase, or decrease (—), fiscal year 1952	June 30, 1952	
			Par value	Principal cost
Investments:				
Government securities:				
Treasury bonds:				
2½% of 1955-60.....	\$10,165.63	-----	\$10,000.00	\$10,165.63
2½% of 1962-67.....	5,000.00	-----	5,000.00	5,000.00
2½% of 1975-80 (Investment Series B).....	6,000.00	-----	6,000.00	6,000.00
2½% of 1966-71.....		\$9,709.38	10,000.00	9,709.38
United States savings bonds, 2½% Series G.....	65,600.00	-----	65,600.00	65,600.00
Total investments.....	86,765.63	9,709.38	96,600.00	96,475.01
Unexpended balances:				
To credit of disbursing officers.....	14,481.12	—2,518.18	-----	11,962.94
On books of the Division of Bookkeeping and Warrants.....	3,325.00	—3,325.00	-----	-----
Total assets.....	104,571.75	3,866.20	-----	108,437.95

¹ Formerly known as District of Columbia workmen's compensation fund.

TABLE 52.—*Federal old-age and survivors insurance trust fund, June 30, 1952*

[On basis of daily Treasury statements, see p. 501. This trust fund, the successor to the old-age reserve account was established in accordance with the provisions of the Social Security Act Amendments of 1939, approved Aug. 10, 1939 (53 Stat. 1362). For further details see annual report of the Secretary for 1940, p. 212]

I. RECEIPTS AND EXPENDITURES (EXCLUSIVE OF PURCHASES AND SALES OF INVESTMENTS)

	Cumulative through June 30, 1951	Fiscal year 1952	Cumulative through June 30, 1952
Receipts:			
Appropriations.....	\$18,251,389,267.73	\$3,568,556,584.22	\$21,819,945,851.95
Deposits by States ¹	867,204.41	25,691,615.30	26,558,819.71
Interest on investments.....	1,804,670,790.81	333,514,115.23	2,138,184,906.04
Transfers from general fund.....	11,652,400.00	3,734,000.00	15,386,400.00
Other ²	-----	23,908.92	23,908.92
Total receipts.....	20,068,579,662.95	3,931,520,223.67	24,000,099,886.62
Expenditures:			
Benefit payments and refunds.....	4,873,644,458.14	1,982,377,418.11	6,856,021,876.25
Reimbursements for administrative expenses under sec. 201 (f) of the Social Security Act Amendments of 1939.....	265,096,255.61	24,770,064.30	289,866,319.91
Salaries and Expenses, Bureau of Old-Age and Survivors Insurance.....	184,272,242.19	59,903,313.68	254,175,555.87
Total expenditures.....	5,333,012,955.94	2,067,050,796.09	7,400,063,752.03
Balance.....	14,735,566,707.01	1,864,469,427.58	16,600,036,134.59

Footnotes at end of table.

TABLE 52.—Federal old-age and survivors insurance trust fund, June 30, 1952—Continued

II. ASSETS HELD BY THE TREASURY DEPARTMENT

Assets	June 30, 1951	Increase, or decrease (—), fiscal year 1952	June 30, 1952
Investments:			
Special Treasury certificates of indebtedness, 2½% maturing June 30, 1952	\$12,096,300,000.00	—\$12,096,300,000.00	-----
Special Treasury certificates of indebtedness, 2½% maturing June 30, 1953	-----	14,046,900,000.00	\$14,046,900,000.00
Total special certificates of indebtedness	12,096,300,000.00	1,950,600,000.00	14,046,900,000.00
Treasury bonds:			
2¼% of 1959-62 (dated June 1, 1945)	938,000.00	-----	938,000.00
2¼% of 1959-62 (dated Nov. 15, 1945)	3,267,000.00	-----	3,267,000.00
2¼% of 1962-67	58,650,000.00	-----	58,650,000.00
2¼% of 1963-68	116,480,000.00	-----	116,480,000.00
2¼% of 1964-69 (dated Apr. 15, 1943)	15,052,000.00	-----	15,052,000.00
2¼% of 1964-69 (dated Sept. 15, 1943)	68,602,000.00	-----	68,602,000.00
2¼% of 1965-70	455,447,500.00	-----	455,447,500.00
2¼% of 1966-71	305,677,500.00	-----	305,677,500.00
2¼% of 1967-72 (dated Oct. 20, 1941)	115,121,250.00	-----	115,121,250.00
2¼% of 1975-80 (Investment Series B)	1,081,902,000.00	-----	1,081,902,000.00
Total Treasury bonds	\$ 2,221,137,250.00	-----	\$ 2,221,137,250.00
Unamortized premium	5,361,713.98	—347,772.86	5,013,941.12
Total investments	14,322,798,963.98	1,950,252,227.14	16,273,051,191.12
Unexpended balances:			
To credit of disbursing officers	200,859,730.23	14,426,309.56	215,286,039.79
On books of the Division of Bookkeeping and Warrants	212,311,394.10	—100,209,590.63	112,101,803.47
On books of the Treasurer of the United States	⁴ —403,381.30	481.51	—402,899.79
Total assets	14,735,566,707.01	1,864,469,427.58	16,600,036,134.59

¹ Amounts deposited in accordance with title II of the Social Security Act, sec. 218 (e) as added by sec. 106 of Public Law 734, approved Aug. 28, 1950.

² Represents reimbursement for services and proceeds from sale of material and products.

³ Effective Dec. 30, 1949, public issues held by the fund are reflected at face value. Total unamortized premium is reflected separately below.

⁴ Represents outstanding checks.

TABLE 53.—*Foreign service retirement and disability fund, June 30, 1952*

[On basis of daily Treasury statements, see p. 501. This trust fund was established in accordance with the provisions of sec. 18 of the act of May 24, 1924 (43 Stat. 144). For further details see annual report of the Secretary for 1941, p. 138]

I. RECEIPTS AND EXPENDITURES (EXCLUSIVE OF PURCHASES AND SALES OF INVESTMENTS)

	Cumulative through June 30, 1951	Fiscal year 1952	Cumulative through June 30, 1952
Receipts:			
On account of deductions from basic compensation and service credit payments of employees subject to retirement act.....	\$7,741,398.64	\$690,818.35	\$8,432,216.99
Appropriations.....	14,683,900.00		14,683,900.00
Interest and profits on investments.....	5,463,016.40	653,561.52	6,116,577.92
Total receipts.....	27,888,315.04	1,344,379.87	29,232,694.91
Expenditures:			
Annuity payments and refunds.....	10,932,213.33	1,647,447.71	12,579,661.04
Balance.....	16,956,101.71	-303,067.84	16,653,033.87

II. ASSETS HELD BY THE TREASURY DEPARTMENT

Assets	June 30, 1951	Increase, or decrease (-), fiscal year 1952	June 30, 1952
Investments:			
4% special Treasury notes, foreign service retirement fund series, maturing:			
June 30, 1952.....	\$3,680,000.00	-\$3,680,000.00	
June 30, 1953.....	4,009,000.00		\$4,009,000.00
June 30, 1954.....	4,260,000.00		4,260,000.00
June 30, 1955.....	2,739,000.00		2,739,000.00
June 30, 1956.....	1,747,000.00	689,000.00	2,436,000.00
June 30, 1957.....		2,644,000.00	2,644,000.00
3% special Treasury notes, foreign service retirement fund series, maturing:			
June 30, 1952.....	94,000.00	-94,000.00	
June 30, 1953.....	87,500.00		87,500.00
June 30, 1954.....	83,500.00		83,500.00
June 30, 1955.....	125,000.00		125,000.00
June 30, 1956.....	42,000.00	59,000.00	101,000.00
June 30, 1957.....		107,000.00	107,000.00
Total investments.....	16,867,000.00	-275,000.00	16,592,000.00
Unexpended balances:			
To credit of disbursing officers.....	57,563.76	-7,447.71	50,116.05
On books of the Division of Bookkeeping and Warrants.....	29,928.05	-20,620.13	9,307.92
On books of the Treasurer of the United States ¹	1,609.90		1,609.90
Total assets.....	16,956,101.71	-303,067.84	16,653,033.87

¹ Excludes \$328.08 representing July prior deposits of contributions appropriated as of June 30, 1951.

² Represents outstanding checks.

TABLE 54.—*Library of Congress trust fund, June 30, 1952*

[This trust fund was established in accordance with the provisions of the act of Mar. 3, 1925 (43 Stat. 1107). For further details see annual report of the Secretary for 1941, p. 149]

1. ASSETS HELD BY THE TREASURY DEPARTMENT AND CERTAIN FEDERAL RESERVE BANKS, SUBJECT TO THE ORDER OF THE SECRETARY OF THE TREASURY, FOR ACCOUNT OF THE LIBRARY OF CONGRESS TRUST FUND BOARD¹

Assets	June 30, 1951	Increase, fiscal year 1952	June 30, 1952
Securities:			
<i>R. R. Bowker donation</i>			
7% German external loan bonds, German Government.....	\$2,000.00	-----	\$2,000.00
6½% sinking fund gold bonds, Japanese Government.....	2,000.00	-----	2,000.00
48 shares, common stock, American Telephone & Telegraph Co.....	4,800.00	-----	4,800.00
<i>Elizabeth Sprague Coolidge donation</i>			
496 shares, common stock, Commonwealth Edison Co.....	12,400.00	-----	12,400.00
<i>Joseph Pennell donation</i>			
4% general consolidated mortgage bonds Series A, Lehigh Valley R. R. Co.....	1,250.00	-----	1,250.00
4% general consolidated mortgage bonds Series D, Lehigh Valley R. R. Co.....	3,750.00	-----	3,750.00
20 shares capital stock, Lehigh Valley R. R. Co.....	200.00	-----	200.00
4½% prior lien gold bonds, National Railways of Mexico.....	3,000.00	-----	3,000.00
5% consolidated mortgage bonds, Pennsylvania and New York Canal and R. R. Co.....	1,000.00	-----	1,000.00
5% sinking fund gold bonds, Philadelphia and Reading Coal and Iron Co.....	735.00	-----	735.00
54 shares, common stock, Pittsburgh Consolidation Coal Co.....	54.00	-----	54.00
134 shares, common stock, Pennsylvania R. R. Co.....	6,700.00	-----	6,700.00
112 shares, common stock, Westmoreland Coal Co.....	2,240.00	-----	2,240.00
105 shares, common stock, Westmoreland, Inc.....	1,050.00	-----	1,050.00
Temporary certificate for 20 shares common stock, Philadelphia & Reading Coal & Iron Co. (New Co.).....	20.00	-----	20.00
Total securities¹.....	41,199.00		41,199.00
Unexpended balances on books of the Division of Book-keeping and Warrants:			
Permanent loan fund:			
Babine.....	6,684.74	-----	6,684.74
Beethoven.....	12,088.13	-----	12,088.13
Benjamin.....	83,083.31	-----	83,083.31
Bowker.....	1,499.66	-----	1,499.66
Carnegie.....	93,307.98	-----	93,307.98
Coolidge.....	150,570.99	1.94	150,570.99
Louis C. Elson memorial fund.....	12,585.03	-----	12,585.03
Friends of Music in the Library of Congress.....	5,509.09	-----	5,509.09
Guggenheim.....	90,654.22	-----	90,654.22
Huntington.....	162,052.26	-----	162,052.26
Koussevitzky Music Foundation, Inc.....	105,215.36	6,053.56	111,268.92
Longworth.....	9,691.59	-----	9,691.59
Miller.....	20,548.18	-----	20,548.18
Pennell.....	289,468.69	2.00	289,470.69
Porter.....	290,500.00	-----	290,500.00
Robert's Fund.....	62,703.75	-----	62,703.75
Whittall.....	609,444.15	-----	609,444.15
Whittall, No. 2, Poetry Fund.....	101,149.73	-----	101,149.73
Whittall, No. 3, General Literature.....	50,000.00	-----	50,000.00
Wilbur.....	305,813.57	-----	305,813.57
Total permanent loan fund.....	2,412,568.49	56,057.50	2,468,625.99
Total assets.....	2,453,767.49	56,057.50	2,509,824.99

¹ Does not include securities held as investments for Huntington donation under deed of trust dated Nov. 17, 1936, administered by designated trustees, including Bank of New York.

TABLE 54.—*Library of Congress trust fund, June 30, 1952—Continued*

II. LIBRARY OF CONGRESS TRUST FUND EARNINGS TO JUNE 30, 1952

Donation	Cumulative through June 30, 1951	Fiscal year 1952	Cumulative through June 30, 1952
Income account, securities, real estate, etc.			
Babine.....	\$1,785.58		\$1,785.58
Beethoven.....	4,429.73		4,429.73
Benjamin.....	49,744.50		49,744.50
Bowker.....	5,851.36	\$432.00	6,283.36
Carnegie.....	37,838.36		37,838.36
Coolidge.....	116,207.03	\$92.80	117,099.83
Friends of Music in the Library of Congress.....	318.22		318.22
Guggenheim.....	32,759.36		32,759.36
Huntington.....	202,288.98	10,727.41	212,996.39
Longworth.....	757.02		757.02
Miller.....	412.50		412.50
Pennell.....	82,602.31	1,005.23	83,607.54
Porter.....	25,369.03		25,369.03
Wilbur.....	107,345.09		107,345.09
Total.....	667,669.07	13,057.44	680,726.51
Income account, permanent loan fund			
Babine.....	\$3,738.05	\$267.40	\$4,005.45
Beethoven.....	6,235.42	483.52	6,718.94
Benjamin.....	13,078.49	3,323.34	16,401.83
Bowker.....	508.52	59.98	568.50
Carnegie.....	49,648.66	3,732.32	53,380.98
Coolidge.....	66,431.27	6,022.81	72,454.08
Louis C. Elson memorial fund.....	3,092.71	503.40	3,596.11
Friends of Music in the Library of Congress.....	1,703.81	220.36	1,924.17
Guggenheim.....	46,732.02	3,626.16	50,358.18
Huntington.....	74,301.94	6,482.10	80,784.04
Koussevitsky Music Foundation, Inc.....	6,495.91	4,292.44	10,788.35
Longworth.....	4,399.72	387.66	4,787.38
Miller.....	5,324.25	821.92	6,146.17
Pennell.....	124,312.57	11,578.78	135,891.35
Porter.....	56,988.04	11,620.00	68,608.04
Robert's Fund.....	442.37	2,508.16	2,950.53
Whittall.....	211,922.83	24,377.76	236,300.59
Whittall No. 2, Poetry Fund.....	2,055.97	4,045.98	6,101.95
Whittall No. 3, General Literature.....		208.79	208.79
Wilbur.....	166,504.48	12,232.56	178,737.04
Total.....	843,967.03	96,795.44	940,762.47
Grand total.....	1,511,636.10	109,852.88	1,621,488.98

¹ Includes income under deed of trust dated Nov. 17, 1936; administered by designated trustees, including Bank of New York.

TABLE 55.—*Relief and rehabilitation, Longshoremen's and Harbor Workers' Compensation Act, as amended—Assets held by the Treasury Department, June 30, 1952*¹

[This trust fund was established in accordance with the provisions of the act of Mar. 4, 1927 (44 Stat. 1444). For further details see annual report of the Secretary for 1941, p. 141]

Assets	June 30, 1951	Increase, or decrease (—), fiscal year 1952	June 30, 1952	
Investments:				
Government securities:				
Treasury bonds:	<i>Principal cost</i>		<i>Par value</i>	<i>Principal cost</i>
2½% of 1955-60.....	\$14,920.25	-----	\$14,800.00	\$14,920.25
2½% of 1956-59.....	14,976.20	-----	14,850.00	14,976.20
2½% of 1959-63.....	15,936.38	-----	15,600.00	15,936.38
2½% of 1960-65.....	14,985.94	-----	13,900.00	14,985.94
2½% of 1962-67.....	23,000.00	-----	23,000.00	23,000.00
2½% of 1964-69 (dated Apr. 15, 1943).....	11,500.00	-----	11,500.00	11,500.00
2½% of 1975-80 (Investment Series B).....	108,000.00	-----	108,000.00	108,000.00
2½% of 1966-71.....		\$79,616.88	82,000.00	79,616.88
United States savings bonds, 2½% Series G.....	348,700.00	-----	348,700.00	348,700.00
Total investments.....	552,018.77	79,616.88	632,350.00	631,635.65
Unexpended balances:				
To credit of disbursing officers.....	87,661.35	-46,758.72	-----	40,902.63
On books of the Division of Bookkeeping and Warrants.....	7,658.11	-7,658.11	-----	-----
Total assets.....	647,338.23	25,200.05	-----	672,538.28

¹ Formerly, longshoremen's and harbor workers' compensation fund.

TABLE 56.—*National Archives gift fund, June 30, 1952*

[This trust fund was established in accordance with the provisions of the National Archives Trust Fund Board Act of July 9, 1941 (55 Stat. 581).]

I. RECEIPTS AND EXPENDITURES

	Cumulative through June 30, 1951.	Fiscal year 1952	Cumulative through June 30, 1952
Receipts:			
Donations:			
Mr. and Mrs. Hall Clovis.....	\$30,000.00	-----	\$30,000.00
Miscellaneous.....	53,825.38	\$641.70	54,467.08
Total receipts.....	83,825.38	641.70	84,467.08
Expenditures.....	59,022.42	256.17	59,278.59
Balance.....	24,802.96	385.53	25,188.49

II. ASSETS HELD BY THE TREASURY DEPARTMENT

Assets	June 30, 1951	Increase, or decrease (—), fiscal year 1952	June 30, 1952
Unexpended balances:			
To credit of disbursing officer.....	\$19,225.63	\$5,962.86	\$25,188.49
On books of the Division of Bookkeeping and Warrants.....	5,577.33	-5,577.33	-----
Total assets.....	24,802.96	385.53	25,188.49

TABLE 57.—*National park trust fund, June 30, 1952*

[This trust fund was established in accordance with the provisions of the act of July 10, 1935 (49 Stat. 477). For further details see annual report of the Secretary for 1941, p. 153.]

I. RECEIPTS AND EXPENDITURES (EXCLUSIVE OF PURCHASES AND SALES OF INVESTMENTS)

	Cumulative through June 30, 1951	Fiscal year 1952	Cumulative through June 30, 1952
Receipts:			
Donations:			
Victor C. Cahalane.....	\$33.54		\$33.54
Alexander Korda Productions.....	250.00		250.00
Kodak Hawaii, Ltd.....	202.50		202.50
Frank Lloyd Productions, Inc.....	150.00		150.00
Grand Teton.....	12,312.63	\$8,411.76	20,724.39
Loew's, Inc.....	1,200.00		1,200.00
Metro-Goldwyn-Mayer Distributing Corp.....	50.00		50.00
Metro-Goldwyn-Mayer Corp.....	3,000.00		3,000.00
Metro-Goldwyn-Mayer Pictures.....	5,000.00		5,000.00
Newton B. Drury.....	50.00		50.00
Paramount Pictures, Inc.....	304.00		304.00
R. K. O. Radio Pictures, Inc.....	200.00		200.00
Time, Inc.....	10.00		10.00
Twentieth Century Fox Film Corp.....	1,750.00		1,750.00
Twentieth Century Fox Studios.....	50.00		50.00
Universal Pictures Corp.....	3,200.00		3,200.00
Vanguard Pictures Corp.....	50.00		50.00
Walter Wanger Productions, Inc.....	900.00		900.00
Warner Bros. Pictures, Inc.....	1,200.00		1,200.00
Total.....	29,912.67	8,411.76	38,324.43
Interest earned on investments.....	6,436.22	1,159.78	7,596.00
Total receipts.....	36,348.89	9,571.54	45,920.43
Expenditures.....	4,300.00	2,120.00	6,420.00
Balance.....	32,048.89	7,451.54	39,500.43

II. ASSETS HELD BY THE TREASURY DEPARTMENT

Assets	June 30, 1951	Increase, or decrease (—), fiscal year 1952	June 30, 1952
Investments:			
Treasury bonds:			
2½% of 1952-54.....	\$1,700.00	—\$1,700.00	
2½% of 1955-60.....	\$14,548.54	—14,548.54	
2½% of 1967-72 (dated Oct. 20, 1941).....	1,000.00		\$1,000.00
2½% of 1963-68.....	1,000.00		1,000.00
2½% of 1966-71 (dated Dec. 1, 1944).....		\$14,793.75	\$14,793.75
2½% of 1957-59 (dated Mar. 1, 1952).....		1,500.00	1,500.00
Total investments.....	18,248.54	45.21	18,293.75
Unexpended balances:			
To credit of disbursing officer.....	\$13,800.35	5,362.01	19,162.36
Unappropriated receipts.....		2,044.32	2,044.32
Total assets.....	32,048.89	7,451.54	39,500.43

* Revised.

¹ Exclusive of investment transactions.

² Par value \$14,200.

³ Par value \$15,000.

TABLE 58.—*National service life insurance fund, June 30, 1952*

[This trust fund was established pursuant to title VI of Public Law 801, approved Oct. 8, 1940 (54 Stat. 1012).

For further details see annual report of the Secretary for 1941, p. 143]

I. RECEIPTS AND EXPENDITURES (EXCLUSIVE OF PURCHASES AND SALES OF INVESTMENTS)

	Cumulative through June 30, 1951	Fiscal year 1952	Cumulative through June 30, 1952
Receipts:			
Premiums and other receipts.....	\$5,084,685,718.68	\$426,367,277.19	\$5,511,052,995.87
Interest and profits on investments.....	1,154,862,613.89	156,191,811.81	1,311,054,425.70
Transfers from general fund ¹	4,203,383,573.89	203,484,618.99	4,406,868,192.88
Total receipts.....	10,442,931,906.46	786,043,707.99	11,228,975,614.45
Expenditures:			
Benefit payments and refunds.....	* 2,121,867,705.02	455,479,133.29	2,577,346,838.31
Special dividends.....	2,855,227,217.30	540,804,208.62	3,396,031,425.92
Items in transit.....	249,624.06	* 3,401,980.78	3,651,604.84
Total.....	* 4,977,344,546.38	999,685,322.69	5,977,029,869.07
Balance.....	* 5,465,587,360.08	-213,641,614.70	5,251,945,745.38

II. ASSETS HELD BY THE TREASURY DEPARTMENT

Assets	June 30, 1951	Increase, or decrease (—), fiscal year 1952	June 30, 1952
Investments:			
3 percent special Treasury notes, national service life insurance fund series, maturing:			
June 30, 1952.....	\$745,485,000.00	—\$745,485,000.00	-----
June 30, 1953.....	1,158,700,000.00	-----	\$1,158,700,000.00
June 30, 1954.....	2,597,000,000.00	-----	2,597,000,000.00
June 30, 1955.....	292,459,000.00	-----	292,459,000.00
June 30, 1956.....	642,000,000.00	150,000,000.00	792,000,000.00
June 30, 1957.....	-----	350,485,000.00	350,485,000.00
Total investments.....	5,435,644,000.00	-245,000,000.00	5,190,644,000.00
Unexpended balances:			
To credit of disbursing officers.....	29,943,360.08	31,357,189.44	61,300,549.52
On books of the Treasurer of the United States ²	(*)	1,195.86	1,195.86
Total assets.....	* 5,465,587,360.08	-213,641,614.70	5,251,945,745.38

* Revised: Balance of \$25,546.37 representing outstanding checks adjusted by Treasurer's office in fiscal year 1952.

¹ There has been appropriated through June 30, 1952, the amount of \$4,586,172,000 available to Veterans' Administration for transfer and certain benefit payments, in accordance with provisions of the National Service Life Insurance Act of 1940, as amended.² Represents deposit in transit in the amount of \$54,014.25; adjustments for fiscal year 1952 to be made in fiscal year 1953 in the amount of \$3,367,549.92 less adjustment for fiscal year 1951 made in fiscal year 1952 in the amount of \$19,583.39.³ Represents outstanding checks.

TABLE 59.—*Pershing Hall Memorial fund, June 30, 1952*

[This special fund was established in accordance with the provisions of the act of June 28, 1935 (49 Stat. 426). For further details see annual report of the Secretary for 1941, p. 155.]

I. RECEIPTS AND EXPENDITURES (EXCLUSIVE OF PURCHASES AND SALES OF INVESTMENTS)

	Cumulative through June 30, 1951	Fiscal year 1952	Cumulative through June 30, 1952
Receipts:			
Appropriations.....	\$482,032.92		\$482,032.92
Interest and profits on investments.....	81,090.65	\$4,977.50	86,068.15
Total receipts.....	563,123.57	4,977.50	568,101.07
Expenditures:			
On account of current claims and expenses.....	288,629.70		288,629.70
On account of National Treasurer, American Legion.....	75,307.44	2,488.75	77,796.19
Total expenditures.....	363,937.14	2,488.75	366,425.89
Balance.....	199,186.43	2,488.75	201,675.18

II. ASSETS HELD BY THE TREASURY DEPARTMENT

Assets	June 30, 1951	Increase, fis- cal year 1952	June 30, 1952
Investments:			
2½% United States savings bonds, Series G.....	\$199,100.00		\$199,100.00
Total investments.....	199,100.00		199,100.00
Unexpended balances:			
To credit of disbursing officer.....	86.43	\$2,488.75	2,575.18
Total assets.....	199,186.43	2,488.75	201,675.18

TABLE 60.—*Public Health Service gift funds—Investments held by the Treasury Department, June 30, 1952*¹

[These investments were made in accordance with the provisions of the act of July 1, 1944 (58 Stat. 709)]

Investments	June 30, 1951	Fiscal year 1952	June 30, 1952	
			Par value	Principal cost
Treasury bonds: 2½% of 1967-72 (dated June 1, 1945)....	\$86,000.00		\$86,000.00	\$86,000.00
Total investments.....	86,000.00		86,000.00	86,000.00

¹ During the fiscal year 1951 various conditional and unconditional gift funds of the Public Health Service were consolidated into trust funds entitled Public Health Service Unconditional gift fund and Public Health Service Conditional gift fund. Included among those funds in the consolidation were the National Cancer Institute gift fund and the National Institute of Health gift fund, which were reported separately in annual reports of the Secretary for previous years.

TABLE 61.—*Railroad retirement account, June 30, 1952*

[On basis of daily Treasury statements, see p. 501. This trust account was established in accordance with the provisions of sec. 15 (a) of the act of June 24, 1937 (50 Stat. 316). For further details see annual report of the Secretary for 1941, p. 148.]

I. RECEIPTS AND EXPENDITURES (EXCLUSIVE OF PURCHASES AND SALES OF INVESTMENTS)

	Cumulative through June 30, 1951	Fiscal year 1952	Cumulative through June 30, 1952
Receipts:			
Appropriations.....	\$4,539,835,267.50	\$770,662,027.63	\$5,310,497,295.13
Balance available for transfer from railroad retirement appropriated account.....	39,008,951.00	-19,827,800.00	19,181,151.00
Interest on investments.....	308,681,748.57	78,889,298.84	387,571,047.41
Total receipts.....	4,887,525,967.07	829,723,526.47	5,717,249,493.54
Expenditures:			
Annuity payments and refunds.....	2,394,271,913.85	384,572,978.11	2,778,844,891.96
Administrative expenses.....	9,318,986.68	6,137,195.46	15,456,182.14
Total expenditures.....	2,403,590,900.53	390,710,173.57	2,794,301,074.10
Balance.....	2,483,935,066.54	439,013,352.90	2,922,948,419.44

II. ASSETS HELD BY THE TREASURY DEPARTMENT

Assets	June 30, 1951	Increase, or decrease (—), fiscal year 1952	June 30, 1952
Investments:			
2% special Treasury notes, railroad retirement series, maturing:			
June 30, 1952.....	\$495,700,000.00	—\$495,700,000.00	-----
June 30, 1953.....	609,000,000.00	-----	\$609,000,000.00
June 30, 1954.....	631,000,000.00	-----	631,000,000.00
June 30, 1955.....	613,590,000.00	-----	613,590,000.00
June 30, 1956.....	65,200,000.00	578,529,000.00	643,729,000.00
June 30, 1957.....	-----	365,825,000.00	365,825,000.00
Total investments.....	2,414,490,000.00	448,654,000.00	2,863,144,000.00
Unexpended balances:			
To credit of disbursing officers.....	29,704,662.20	10,994,859.65	40,699,521.85
On books of the Division of Bookkeeping and Warrants.....	39,868,819.19	-20,635,473.53	19,233,345.66
On books of the Treasurer of the United States.....	128,414.85	-33.22	128,448.07
Total assets.....	2,483,935,066.54	439,013,352.90	2,922,948,419.44

¹ Appropriation reduced by the amount of \$9,000,000 covering transfer for acquisition of service and compensation data in accordance with Public Res. 102, 76th Cong., approved Oct. 9, 1940. Of this amount \$230,000 was returned to the railroad retirement account by transfer appropriation warrant, and appropriation of \$498.50 adjustment authorized by Railroad Retirement Board in September 1947. Appropriation reduced \$4 by transfer counter warrant in January 1950, in order to pay a claim pending in General Accounting Office.

² Includes \$19,181,151 budget reserve.

³ Represents outstanding checks.

TABLE 62.—Unemployment trust fund, June 30, 1952

[On basis of daily Treasury statements, see p. 501. This trust fund was established in accordance with the provisions of sec. 904 (a) of the Social Security Act of Aug. 14, 1935 (49 Stat. 640). For further details see annual report of the Secretary for 1941, p. 145]

I. RECEIPTS AND EXPENDITURES (EXCLUSIVE OF PURCHASES AND SALES OF INVESTMENTS)

	State unemployment agencies			Railroad unemployment insurance account ¹			Total, unemployment trust fund		
	Cumulative through June 30, 1951	Fiscal year 1952	Cumulative through June 30, 1952	Cumulative through June 30, 1951	Fiscal year 1952	Cumulative through June 30, 1952	Cumulative through June 30, 1951	Fiscal year 1952	Cumulative through June 30, 1952
Receipts:									
Deposits.....	\$15,008,327,771.75	\$1,438,987,492.07	\$16,447,315,263.82	\$901,584,415.57	\$15,441,862.53	\$917,026,278.10	\$15,909,912,187.32	\$1,454,429,354.60	\$17,364,341,541.92
Transfers from State unemployment funds to railroad unemployment insurance account.....				107,160,768.89		107,160,768.89	107,160,768.89		107,160,768.89
Advance by the Secretary of the Treasury (July 5, 1939).....				15,000,000.00		15,000,000.00	15,000,000.00		15,000,000.00
Transfers from railroad unemployment insurance administration fund (act of Oct. 10, 1940).....				80,919,165.00	4,371,270.00	85,290,435.00	80,919,165.00	4,371,270.00	85,290,435.00
Subtotal.....	15,008,327,771.75	1,438,987,492.07	16,447,315,263.82	1,104,664,349.46	19,813,132.53	1,124,477,481.99	16,112,992,121.21	1,458,800,624.60	17,571,792,745.81
Interest on investments.....	1,333,258,041.13	167,870,897.93	1,501,128,939.06	135,326,918.70	16,623,212.21	151,950,130.91	1,468,584,959.83	184,494,110.14	1,653,079,069.97
Total receipts.....	16,341,585,812.88	1,606,858,390.00	17,948,444,202.88	1,239,991,268.16	36,436,344.74	1,276,427,612.90	17,581,577,081.04	1,643,294,734.74	19,224,871,815.78
Expenditures:									
Withdrawals by States.....	8,920,664,877.06	1,000,278,000.00	9,920,942,877.06				8,920,664,877.06	1,000,278,000.00	9,920,942,877.06
Transfers to railroad unemployment insurance account from State unemployment funds.....	107,160,768.89		107,160,768.89				107,160,768.89		107,160,768.89
Repayment of advance to the Secretary of the Treasury (January 1940).....				15,000,000.00		15,000,000.00	15,000,000.00		15,000,000.00
Subtotal.....	9,027,825,645.95	1,000,278,000.00	10,028,103,645.95	15,000,000.00		15,000,000.00	9,042,825,645.95	1,000,278,000.00	10,043,103,645.95
Railroad unemployment benefit payments and refunds.....				447,181,511.39	48,311,963.25	495,493,474.64	447,181,511.39	48,311,963.25	495,493,474.64
Transfers to railroad unemployment administration fund (Public Law 744, June 23, 1948).....				12,338,198.54		12,338,198.54	12,338,198.54		12,338,198.54
Total expenditures.....	9,027,825,645.95	1,000,278,000.00	10,028,103,645.95	474,519,709.93	48,311,963.25	522,831,673.18	9,502,345,355.88	1,048,589,963.25	10,550,935,319.13
Balance.....	7,313,760,166.93	606,580,390.00	7,920,340,556.93	765,471,558.23	—11,875,618.51	753,595,939.72	8,079,231,725.16	594,704,771.49	8,673,936,496.65

¹ Railroad Unemployment Insurance Act, approved June 25, 1938.

TABLE 62.—Unemployment trust fund, June 30, 1952—Continued

II. ASSETS HELD BY THE TREASURY DEPARTMENT

	June 30, 1951	Increase, or decrease (—), fiscal year 1952	June 30, 1952
Investments:			
Special Treasury certificates of indebtedness, unemployment trust fund:			
2¼% series maturing June 30, 1952.....	\$7,266,000,000.00	—\$7,266,000,000.00	
2¼% series maturing June 30, 1953.....		7,745,000,000.00	\$7,745,000,000.00
Total special issues.....	7,266,000,000.00	479,000,000.00	7,745,000,000.00
Treasury bonds:			
2¼% of 1959-62 (dated Nov. 15, 1945)....	4,000,000.00		4,000,000.00
2¼% of 1962-67.....	51,000,000.00		51,000,000.00
2¼% of 1963-68.....	56,000,000.00		56,000,000.00
2¼% of 1964-69 (dated Apr. 15, 1943)....	29,000,000.00		29,000,000.00
2¼% of 1964-69 (dated Sept. 15, 1943)....	7,000,000.00		7,000,000.00
2¼% of 1965-70.....	153,000,000.00	—153,000,000.00	
2¼% of 1966-71.....	152,000,000.00	—152,000,000.00	
2¼% of 1967-72 (dated Oct. 20, 1941)....	7,000,000.00		7,000,000.00
2¼% Investment Series B 1975-80.....	338,000,000.00	407,000,000.00	745,000,000.00
Total public issues.....	797,000,000.00	102,000,000.00	899,000,000.00
Accrued interest purchased.....		1,957,157.18	1,957,157.18
Unamortized premium.....	1,196,927.08	—72,183.65	1,124,743.43
Total investments.....	8,064,196,927.08	582,884,973.53	8,647,081,900.61
Unexpended balances:			
Cash with the Treasurer of the United States.....	14,443,309.47	10,900,261.21	25,343,570.68
To credit of disbursing officers.....	591,488.61	919,536.75	1,511,025.36
Total assets.....	8,079,231,725.16	594,704,771.49	8,673,936,496.65

III. AMOUNTS OF UNEMPLOYMENT TRUST FUND, CUMULATIVE TO JUNE 30, 1952, CREDITED TO THE ACCOUNT OF EACH STATE AGENCY AND TO THE RAILROAD UNEMPLOYMENT INSURANCE ACCOUNT

States	Total deposits	Net earnings credited to account	Total withdrawals from account	Balance June 30, 1952
Alabama.....	\$165,136,562.89	\$13,280,873.55	\$109,195,000.00	\$69,222,436.44
Alaska.....	20,838,004.69	1,748,435.43	14,660,378.48	7,926,061.64
Arizona.....	52,478,771.78	5,000,008.55	20,017,234.97	37,461,545.36
Arkansas.....	77,282,999.16	7,019,219.09	43,487,846.36	40,814,371.89
California.....	1,885,260,990.11	139,212,571.17	1,331,565,279.44	692,908,281.84
Colorado.....	79,928,283.22	9,875,332.24	25,527,040.19	64,276,575.27
Connecticut.....	333,680,000.00	36,859,603.15	176,371,996.24	194,167,611.91
Delaware.....	26,111,500.20	3,489,528.14	13,422,069.51	16,178,958.83
District of Columbia.....	69,864,626.18	10,836,080.76	28,407,229.25	52,293,477.69
Florida.....	139,475,820.77	13,468,477.79	71,987,550.60	80,956,747.96
Georgia.....	181,729,192.82	19,895,899.33	79,663,698.83	121,961,393.32
Hawaii.....	32,688,129.46	4,530,464.08	13,946,881.25	23,271,712.29
Idaho.....	48,378,097.27	4,253,390.64	21,222,013.78	31,409,474.13
Illinois.....	1,027,240,103.26	111,726,265.64	657,639,013.81	481,327,355.09
Indiana.....	362,891,565.89	39,995,803.14	183,544,592.27	219,342,776.76
Iowa.....	136,802,091.65	16,396,095.90	47,544,841.32	105,653,346.23
Kansas.....	109,570,499.59	12,213,938.85	49,846,509.23	71,937,929.21
Kentucky.....	198,846,000.00	22,842,672.82	86,077,978.21	135,610,694.61
Louisiana.....	210,757,000.00	18,097,009.35	120,157,139.06	108,696,870.29
Maine.....	93,593,500.00	7,505,457.30	61,694,837.04	39,404,120.26
Maryland.....	251,011,000.00	24,438,714.54	152,090,347.37	123,359,367.17
Massachusetts.....	663,633,000.00	41,194,910.25	553,012,725.57	151,815,184.68
Michigan.....	908,759,180.49	60,915,303.71	607,806,485.64	361,867,998.56
Minnesota.....	215,922,807.29	22,089,901.00	112,600,982.32	125,411,725.97
Mississippi.....	72,861,978.76	6,974,501.00	37,082,412.60	42,754,067.16

TABLE 62.—Unemployment trust fund, June 30, 1952—Continued

States	Total deposits	Net earnings credited to account	Total withdrawals from account	Balance June 30, 1952
Missouri.....	\$337,112,668.20	\$38,599,404.40	\$159,195,464.25	\$216,516,608.35
Montana.....	54,663,987.20	5,287,002.43	23,517,957.77	36,433,041.86
Nebraska.....	53,039,135.90	6,702,388.28	20,536,585.10	39,204,939.08
Nevada.....	24,527,820.17	2,327,383.97	13,046,734.46	13,808,469.68
New Hampshire.....	59,870,268.01	5,005,959.00	44,287,106.20	20,589,120.81
New Jersey.....	933,050,500.00	95,018,693.78	570,878,521.02	457,190,672.76
New Mexico.....	38,330,000.00	3,470,425.33	11,564,544.78	30,235,880.55
New York.....	2,900,941,204.28	201,372,227.12	2,002,620,977.24	1,099,692,454.14
North Carolina.....	256,140,000.00	27,568,006.51	111,723,334.43	171,984,672.08
North Dakota.....	17,421,758.50	1,584,472.44	8,932,479.75	10,073,751.19
Ohio.....	887,336,314.49	112,742,564.48	408,614,005.70	591,464,873.27
Oklahoma.....	105,941,000.00	10,331,529.85	65,894,133.15	50,378,396.70
Oregon.....	174,748,391.75	14,719,014.81	114,510,392.41	74,957,014.15
Pennsylvania.....	1,275,327,000.00	126,003,772.83	823,748,998.97	577,581,773.86
Rhode Island.....	187,939,727.95	10,929,264.66	178,950,673.54	19,918,319.07
South Carolina.....	101,304,000.00	10,001,712.64	51,275,743.96	60,029,968.68
South Dakota.....	15,419,400.00	1,922,264.02	5,489,304.23	11,852,359.79
Tennessee.....	220,717,000.00	18,521,196.38	136,661,440.15	102,576,756.23
Texas.....	330,521,000.00	40,900,793.35	114,342,030.42	257,079,762.93
Utah.....	60,642,867.70	5,854,518.00	33,508,976.36	32,988,409.34
Vermont.....	29,249,019.13	2,986,039.86	16,517,074.06	15,717,984.93
Virginia.....	150,867,000.00	16,216,040.98	76,113,800.22	90,969,190.76
Washington.....	377,070,602.61	29,641,535.68	226,433,178.53	180,278,959.76
West Virginia.....	174,061,467.76	16,440,656.96	99,751,586.39	90,750,538.33
Wisconsin.....	296,086,195.69	43,892,445.51	98,698,429.67	241,280,211.53
Wyoming.....	21,335,152.19	2,215,473.79	9,167,039.85	14,383,586.13
Total.....	16,448,405,196.99	1,504,115,249.48	10,044,552,645.95	7,907,967,800.52
Adjustments to daily Treasury statement basis:				
Deposits not cleared by the Treasurer of the United States.....	-1,089,933.17			-1,089,933.17
Outstanding checks.....			-16,449,000.00	+16,449,000.00
Accrued interest credited to State account.....		-2,986,310.42		-2,986,310.42
Total, on basis of daily Treasury statements.....	16,447,315,263.82	1,501,128,939.06	10,028,103,645.95	7,920,340,556.93
Railroad unemployment insurance account:				
Deposits of Railroad Retirement Board.....	917,026,278.10			917,026,278.10
Transfers from State unemployment funds.....	107,160,768.89			107,160,768.89
Interest on investments.....		152,236,409.69		152,236,409.69
Transfers to chief disbursing officer.....			509,342,698.54	-509,342,698.54
Appropriation advance and repayment.....	15,000,000.00		15,000,000.00	
Transfers from administration fund.....	85,290,435.00			85,290,435.00
Total.....	1,124,477,481.99	152,236,409.69	524,342,698.54	752,371,193.14
Adjustments to daily Treasury statement basis:				
Accrued interest credited to insurance account.....		-286,278.78		-286,278.78
Cash with disbursing officers.....			-1,511,025.36	1,511,025.36
Total, on basis of daily Treasury statements.....	1,124,477,481.99	151,950,130.91	522,831,673.18	753,595,939.72
Total, unemployment trust fund, as shown in the daily Treasury statement.....	17,571,792,745.81	1,653,079,069.97	10,550,935,319.13	8,673,936,496.65

TABLE 63.—*U. S. Government life insurance fund—Investments, June 30, 1952*

[This trust fund was established in accordance with the provisions of the act of June 7, 1924 (43 Stat. 607). For further details see annual report of the Secretary for 1941, p. 142.]

	June 30, 1951	Increase, or decrease (—), fiscal year 1952	June 30, 1952
Investments:			
Government securities:			
Special Treasury certificates of indebtedness, 3½% maturing June 30:			
1952.....	\$1,300,000,000.00	—\$1,300,000,000.00	-----
1953.....		1,300,500,000.00	\$1,300,500,000.00
Total investments.....	1,300,000,000.00	500,000.00	1,300,500,000.00
Policy loans outstanding ¹	132,367,824.23	—500,837.16	131,866,987.07
Total investments in fund.....	1,432,367,824.23	—837.16	1,432,366,987.07

¹ Includes interest accrued to anniversary dates of loans.

TABLE 64.—*U. S. Naval Academy general gift fund, June 30, 1952*

[This trust fund was established in accordance with the act of Mar. 31, 1944 (58 Stat. 135)]

I. RECEIPTS AND EXPENDITURES (EXCLUSIVE OF PURCHASES AND SALES OF INVESTMENTS)

	June 30, 1951	Fiscal year 1952	June 30, 1952
Receipts:			
Bequests:			
Dudley F. Wolfe.....	\$85,938.72	-----	\$85,938.72
Joseph C. Grew.....	100.00	-----	100.00
Perry Belmont.....	100.00	-----	100.00
Miscellaneous.....	32,414.00	\$130.00	32,544.00
Earnings on investments.....	14,280.23	2,125.00	16,405.23
Total receipts.....	132,832.95	2,255.00	135,087.95
Expenditures.....	11,388.44	5,799.65	17,188.09
Balance.....	121,444.51	—3,544.65	117,899.86

II. ASSETS HELD BY THE TREASURY DEPARTMENT

Assets	June 30, 1951	Decrease (—), fiscal year 1952	June 30, 1952
Investments:			
2½% Treasury bonds of 1965-70.....	\$85,000.00	-----	\$85,000.00
Total investments.....	85,000.00	-----	85,000.00
Unexpended balances:			
To credit of disbursing officer.....	36,444.51	—\$3,544.65	32,899.86
Total assets.....	121,444.51	—3,544.65	117,899.86

Corporations and Certain Other Business-Type Activities of the Government

TABLE 65.—*Borrowing power and outstanding issues of Government corporations and certain other business-type activities whose obligations are guaranteed by the United States or issued to the Secretary of the Treasury, June 30, 1952*

[In millions of dollars]

Corporation or activity	Borrowing power	Outstanding obligations			
		Total	Held by Treasury	Held by others	
				Unmatured	Matured
I. Agencies issuing obligations for cash or in exchange for mortgages:					
Commodity Credit Corporation.....	6,750	1,971	1,970	1	
Export-Import Bank of Washington.....	3,500	1,088	1,088		
Federal Deposit Insurance Corporation.....	3,000				
Federal Farm Mortgage Corporation.....	500	1			1
Federal home loan banks.....	1,000				
Federal Savings and Loan Insurance Corporation.....	750				
Home Owners' Loan Corporation (liquidated).....	1	1			1
Housing and Home Finance Administrator:					
Federal National Mortgage Association.....	2,750	2,038	2,038		
Housing loans for educational institutions.....	300	2	2		
Prefabricated housing loans program.....	63	32	32		
Slum clearance program.....	500	10	10		
Mutual Security Agency ⁴	1,412	1,150	1,150		
Panama Canal Company ⁵	10				
Public Housing Administration.....	1,500	655	655		
Reconstruction Finance Corporation.....	1,343	197	197		
Rural Electrification Administration.....	2,458	1,751	1,751		
Secretary of Agriculture (Farmers' Home Administration).....	131	131	131		
Secretary of the Army.....	150				
Tennessee Valley Authority.....	39	39	39		
Veterans' Administration (veterans' direct loan program).....	178	178	178		
Virgin Islands Corporation (The).....	9				
Defense Production Act of 1950, as amended:					
Defense Materials Procurement Agency ¹⁰	1,100	334	334		
Export-Import Bank of Washington.....	65	(*)	(*)		
Reconstruction Finance Corporation.....	454	57	57		
Secretary of Agriculture.....	61				
Secretary of the Interior.....	10	4	4		
Unallocated.....	410				
Subtotal.....	28,443	9,638	9,636	1	1
II. Agencies issuing obligations only in payment of defaulted and foreclosed insured mortgages:					
Federal Housing Administration.....	21,350	44		44	
Maritime Administration.....	200				
Subtotal.....	21,550	44		44	
Total.....	49,993	9,681	9,636	44	1

Footnotes at end of table.

(Table 65 footnotes)

*Less than \$500,000.

¹ Represents unpaid balances of matured obligations. Funds are on deposit with Treasurer of the United States for payment of these obligations.² Represents borrowing authority equivalent to amount of gross lending authority.³ Pursuant to act of July 15, 1949 (63 Stat. 415), the Administrator, with approval of the President may issue notes and obligations to the Secretary of the Treasury in an amount not to exceed \$25 million, which limit could be increased by \$225 million on July 1, 1950, and by further amounts of \$250 million on July 1, of each of the years 1951, 1952, and 1953. As of June 30, 1952, the President had approved issuance of obligations amounting to \$100 million.⁴ This agency superseded the Economic Cooperation Administration, effective Dec. 30, 1951, pursuant to the Mutual Security Act of 1951 (Public Law 165, 82d Cong., approved Oct. 10, 1951), and Executive Order No. 10300, of Nov. 1, 1951.⁵ Effective July 1, 1951, pursuant to act of Sept. 26, 1950 (64 Stat. 1038), and Executive Order No. 10263, dated June 29, 1951, the business activities of the Panama Canal and the Panama Railroad Company were combined in one Federal corporation known as the Panama Canal Company.⁶ Corporation is authorized to borrow from a fund maintained in the Treasury, "Emergency Fund, Panama Canal Company."⁷ Not reduced to reflect repayments of principal included in payments received June 30, 1952, of \$35 million from R. E. A. and \$53 million from F. H. A.⁸ In addition, during the fiscal year 1953, funds may be advanced as the Administrator may request, provided the aggregate so advanced in any one quarter annual period shall not exceed the sum of \$25 million, less the amount which had been returned to the revolving fund during the preceding quarter annual period from sale of loans pursuant to sec. 512 (d) of title III of the Servicemen's Readjustment Act of 1944, as amended (38 U. S. C. 694m).⁹ Pursuant to act of June 30, 1949 (63 Stat. 350), corporation is authorized to borrow from a revolving fund. As of June 30, 1952, the net outstanding advances from this fund amounted to \$3 million.¹⁰ The function of borrowing from the Treasury, and the obligations on all notes issued heretofore by the Administrator, General Services Administration, have been transferred to the Administrator, Defense Materials Procurement Agency, pursuant to Executive Order No. 10281, dated Aug. 28, 1951.¹¹ Includes \$4 million representing suballocation of borrowing authority from Secretary of Agriculture.¹² Includes \$185 million reserved for contingencies.¹³ The amount of insured mortgages under title I, sec. 8 and title VIII may be increased by \$150 million and \$300 million, respectively, upon approval of the President. The amount of mortgages that may be insured under title IX or other titles, except title VI, pursuant to Public Law 139, 82d Cong., approved Sept. 1, 1951, may be increased by \$100 million, upon approval of the President. Unused mortgage insurance authorizations as of June 30, 1952, amounted to \$2,620 million. Debentures may be tendered and issued only in exchange for insured property acquired through foreclosure.

TABLE 66.—Treasury holdings of bonds and notes issued by Government corporations and other business-type activities, June 30, 1942-52

[Face amount, in thousands of dollars]

Agency	June 30, 1942	June 30, 1943	June 30, 1944	June 30, 1945	June 30, 1946	June 30, 1947	June 30, 1948	June 30, 1949	June 30, 1950	June 30, 1951	June 30, 1952
Commodity Credit Corporation	400,000	1,950,000	900,000	1,591,000	1,301,000	510,000	440,000	1,669,000	3,193,000	2,555,000	1,970,000
Export-Import Bank of Washington						516,200	970,600	913,900	964,500	1,039,600	1,088,100
Federal Farm Mortgage Corporation	263,000		366,000	108,000	13,000	21,000		500			
Home Owners' Loan Corporation	551,000	212,000	580,000	1,009,982	737,000	529,000	244,000	125,000			
Housing and Home Finance Administrator:											
Federal National Mortgage Association										1,549,003	2,037,893
Housing loans for educational institutions											2,000
Prefabricated housing loans program											26,670
Slum clearance program									500		3,000
Mutual Security Agency 1								782,007	964,411	1,096,796	1,149,963
Public Housing Administration	274,000	283,000	398,000	383,000	360,000	347,000	362,000	337,000	349,000	489,000	655,000
Reconstruction Finance Corporation	2,533,918	5,033,372	8,416,487	9,019,947	9,205,355	9,966,141		1,856,213	1,456,246	274,051	197,173
Rural Electrification Administration							718,074	1,015,193	1,281,136	1,540,220	² 1,750,563
Secretary of Agriculture (Farmers' Home Administration program)									49,963	114,315	³ 130,580
Secretary of Agriculture, Farmers' Home Administration (farm housing program)									15,000		
Secretary of the Army (natural fibers revolving fund)								100,000	100,000	100,000	
Tennessee Valley Authority	56,772	56,772	56,772	56,772	56,772	56,500	54,000	51,500	49,000	44,000	39,000
Veterans' Administration (veterans' direct loan program)											
Virgin Islands Corporation (The)							250	750		107,110	177,978
Defense Production Act of 1950:											
Defense Materials Procurement Agency 4										150,000	333,700
Export-Import Bank of Washington											61
Reconstruction Finance Corporation										7,400	57,200
Secretary of Interior (Defense Minerals Exploration Administration)										500	4,500
Total	4,078,691	7,535,145	10,717,260	12,168,702	11,673,128	11,945,841	2,788,924	6,851,062	8,422,756	9,096,664	9,635,881

NOTE.—Figures for 1942 on basis of Public Debt accounts, and for 1943 and subsequent years on basis of daily Treasury statements.

¹ This agency superseded the Economic Cooperation Administration, effective Dec. 30, 1951, pursuant to the Mutual Security Act of 1951 (Public Law 165, 82d Cong., approved Oct. 10, 1951), and Executive Order No. 10300, of Nov. 1, 1951.

² Has not been reduced to reflect repayment of principal included in payment of \$34,716,734.12 received June 30, 1952; not distributed as to principal and interest until after July 1, 1952.

³ Has not been reduced to reflect repayment of principal included in payment of \$52,820,462.60 received June 30, 1952; not distributed as to principal and interest until after July 1, 1952.

⁴ The function of borrowing from the Treasury, and the obligations on all notes issued heretofore by the Administrator, General Services Administration, have been transferred to the Administrator, Defense Materials Procurement Agency, pursuant to Executive Order No. 10281, dated Aug. 28, 1951.

TABLE 67.—Description of Treasury holdings of bonds and notes issued by Government corporations and other business-type activities, June 30, 1952

[On basis of daily Treasury statements, see p. 501]

Title and authorizing act	Date of issue	Redeemable (on and after)	Payable	Interest payable	Rate of interest	Principal amount
Commodity Credit Corporation, act of Mar. 8, 1938, as amended: Note, Series Five—1953.....	June 30, 1952.....	At any time.....	June 30, 1953.....	June 30, Dec. 31.....	Percent 2	\$1,970,000,000.00
Export-Import Bank of Washington, act of July 31, 1945, as amended: Notes, Series 1959.....	Various.....	do.....	June 30, 1959.....	do.....	1½	512,600,000.00
Notes, Series 1959.....	do.....	do.....	do.....	do.....	2	124,400,000.00
Note, Series 1961.....	Dec. 31, 1951.....	do.....	Dec. 31, 1961.....	do.....	2	451,100,000.00
						<u>1,088,100,000.00</u>
Housing and Home Finance Administrator: Federal National Mortgage Association, Reorganization Plan No. 22 of 1950: Notes.....	Sept. 7, 1950.....	do.....	July 1, 1952.....	Jan. 1, July 1.....	1½	1,071,779,115.34
Note.....	do.....	do.....	do.....	do.....	2	20,000,000.00
Notes, Series A.....	Various.....	do.....	Jan. 1, 1955.....	do.....	1½	946,114,000.00
Housing loans for educational institutions, act of Apr. 20, 1950: Note, Series CH.....	June 1, 1951.....	do.....	May 31, 1961.....	do.....	1½	2,000,000.00
Prefabricated housing loans program, Reorganization Plan No. 23 of 1950, and act of Sept. 1, 1951: Notes, Series FB.....	Various.....	do.....	July 1, 1955.....	do.....	1½	31,170,296.71
Note, Series LPH.....	Dec. 13, 1951.....	do.....	do.....	do.....	1½	1,000,000.00
Slum clearance program, act of July 15, 1949: Note.....	Apr. 2, 1951.....	do.....	June 30, 1953.....	do.....	1½	5,000,000.00
Note.....	May 1, 1952.....	do.....	June 30, 1960.....	do.....	1½	5,000,000.00
						<u>2,082,063,412.05</u>
Mutual Security Agency, acts of Apr. 3, 1948, as amended, and June 15, 1951: Notes of Administrator (E. C. A.).....	Various.....	do.....	June 30, 1984.....	At any time by agreement.....	1½	1,115,653,000.00
Notes of Administrator (E. C. A.).....	do.....	do.....	June 30, 1977.....	do.....	1½	23,583,651.82
Notes of Administrator (E. C. A.).....	do.....	do.....	Apr. 3, 1964.....	do.....	1½	1,410,000.00
Notes of Administrator (E. C. A.).....	do.....	do.....	do.....	do.....	2	1,100,000.00
Note of Director (M. S. A.).....	Feb. 6, 1952.....	do.....	Dec. 31, 1986.....	do.....	2	8,216,264.40
						<u>1,149,962,916.22</u>
Public Housing Administration, act of Sept. 1, 1937, as amended: Notes, Series O.....	Various.....	do.....	June 30, 1953.....	June 30, Dec. 31.....	1½	500,000,000.00
Notes, Series P.....	do.....	do.....	June 30, 1956.....	do.....	1½	85,000,000.00
Notes, Series P.....	do.....	do.....	do.....	do.....	2	70,000,000.00
						<u>655,000,000.00</u>

Reconstruction Finance Corporation, act of Jan. 22, 1932, as amended:						
Notes, Series DD.....	do.....	do.....	Jan. 1, 1955.....	Jan. 1, July 1.....	1½%	183,173,214.63
Notes, Series DD.....	do.....	do.....	do.....	do.....	2	14,000,000.00
						<u>197,173,214.63</u>
Rural Electrification Administration, act of May 20, 1936, as amended:						
Notes of Administrator.....	do.....	do.....	Various.....	June 30, Dec. 31.....	1½%	\$1,750,562,500.36
Secretary of Agriculture (Farmers' Home Administration program), acts of July 1, 1951, and Aug. 31, 1951:						
Note.....	July 6, 1951.....	do.....	June 30, 1991.....	do.....	1½%	119,830,456.84
Note.....	Sept. 4, 1951.....	do.....	do.....	do.....	1½%	10,750,000.00
						<u>\$130,580,456.84</u>
Tennessee Valley Authority, act of May 18, 1933, as amended:						
Bonds of 1947-57.....	Aug. 15, 1939.....	Aug. 15, 1947.....	Aug. 15, 1957.....	Feb. 15, Aug. 15.....	4 2¼%	7,500,000.00
Bonds of 1951-63.....	do.....	Aug. 15, 1951.....	Aug. 15, 1963.....	do.....	4 2½%	15,000,000.00
Bonds of 1955-69.....	do.....	Aug. 15, 1955.....	Aug. 15, 1969.....	do.....	4 2½%	16,500,000.00
						<u>\$39,000,000.00</u>
Veterans' Administration (veterans' direct loan program), act of April 20, 1950, as amended:						
Agreements.....	Various.....	At any time.....	Indefinite due date.....	Jan. 1, July 1.....	1½%	177,977,603.00
Defense Production Act of September 8, 1950:						
Defense Materials Procurement Agency: ¹						
Notes of Administrator.....	do.....	do.....	July 1, 1952.....	do.....	1½%	333,700,000.00
Export-Import Bank of Washington:						
Notes, Series DP-1956.....	do.....	do.....	June 30, 1956.....	June 30, Dec. 31.....	2	60,934.95
Reconstruction Finance Corporation:						
Notes, Series EE.....	do.....	do.....	Dec. 1, 1955.....	Jan. 1, July 1.....	1½%	6,100,000.00
Notes, Series EE.....	do.....	do.....	do.....	do.....	2	51,100,000.00
Secretary of the Interior (Defense Minerals Exploration Administration):						
Note.....	May 31, 1951.....	do.....	July 1, 1962.....	do.....	1½%	4,500,000.00
						<u>395,460,934.95</u>
Total.....						<u>9,635,881,038.05</u>

¹ This agency superseded the Economic Cooperation Administration, effective Dec. 30, 1951, pursuant to the Mutual Security Act of 1951 (Public Law 165, 82d Cong., approved Oct. 10, 1951), and Executive Order No. 10300, of Nov. 1, 1951.

² Has not been reduced to reflect repayment of principal included in payment of \$34,716,734.12 received June 30, 1952; not distributed as to principal and interest until after July 1, 1952.

³ Has not been reduced to reflect repayment of principal included in payment of \$52,820,462.60 received June 30, 1952; not distributed as to principal and interest until after July 1, 1952.

⁴ Since Aug. 16, 1950, interest is paid at the rate of 1½ percent per annum while such bonds are held by the Treasury, subject to change as conditions warrant.

⁵ Pursuant to act of July 30, 1947 (61 Stat. 576-577), repayments of not less than \$2,500,000 must be made not later than June 30 of each calendar year.

⁶ The function of borrowing from the Treasury, and the obligations on all notes issued heretofore by the Administrator, General Services Administration, have been transferred to the Administrator, Defense Materials Procurement Agency, pursuant to Executive Order No. 10281, dated Aug. 28, 1951.

TABLE 68.—Transactions relating to Treasury holdings of bonds and notes issued by Government corporations and other business-type activities, fiscal year 1952

Agency and obligations	Treasury holdings June 30, 1951	Transactions during the fiscal year 1952			Treasury holdings June 30, 1952
		Advances by Treasury	Repayments and refunding	Cancellations	
Commodity Credit Corporation:					
1½% Interim notes, Series Four—1952.....	\$2,555,000,000.00	\$579,000,000.00	\$2,679,837,493.00	\$454,162,507.00	
2% Note, Series Five—1953.....		1,970,000,000.00			\$1,970,000,000.00
Defense Materials Procurement Agency: 1					
1½% Notes, due July 1, 1952.....	150,000,000.00	183,700,000.00			333,700,000.00
Export-Import Bank of Washington:					
1% Notes, due Dec. 31, 1951, Series 1951.....	516,200,000.00		516,200,000.00		
1½% Notes, due June 30, 1959, Series 1959.....	523,400,000.00	35,600,000.00	46,400,000.00		512,600,000.00
2% Notes, due June 30, 1959, Series 1959.....		193,400,000.00	74,000,000.00		124,400,000.00
2% Note, due Dec. 31, 1961, Series 1961.....		516,200,000.00	65,100,000.00		451,100,000.00
2% Notes, due June 30, 1956, Series DP—1956.....		60,934.95			60,934.95
Housing and Home Finance Administrator:					
Federal National Mortgage Association Program:					
1½% Notes, due July 1, 1952.....	1,071,779,115.34				1,071,779,115.34
2% Note, due July 1, 1952.....	45,000,000.00		25,000,000.00		20,000,000.00
1½% Notes, Series A, due Jan. 1, 1955 1.....	432,224,000.00	513,890,000.00			946,114,000.00
Housing Loans for Educational Institutions: 1					
1½% Note, Series "CH", due May 31, 1961.....		2,000,000.00			2,000,000.00
Prefabricated Housing Loans Program: 1					
1½% Notes, Series "FB", due July 1, 1955.....	26,670,296.71	4,500,000.00			31,170,296.71
1½% Note, Series "LPH", due July 1, 1955.....		1,000,000.00			1,009,000.00
Slum Clearance Program: 1					
1½% Note, due June 30, 1952.....	2,000,000.00		2,000,000.00		
1½% Note, due June 30, 1953.....	1,000,000.00	4,000,000.00			5,000,000.00
1½% Note, due June 30, 1960.....		5,000,000.00			5,000,000.00
Mutual Security Agency:					
2% Note, due Dec. 31, 1966.....		8,216,264.40			8,216,264.40
1½% Notes, due June 30, 1984.....	1,095,600,000.00	20,053,000.00			1,115,653,000.00
1½% Notes, due June 30, 1977.....		23,662,106.40	78,454.58		23,588,651.82
1½% Notes, due Apr. 3, 1964.....	1,196,155.66	213,844.34			1,410,000.00
2% Notes, due Apr. 3, 1964.....		1,100,000.00			1,100,000.00
Public Housing Administration:					
1½% Notes, Series O, due June 30, 1953.....	489,000,000.00	11,000,000.00			500,000,000.00
1½% Notes, Series P, due June 30, 1956.....		130,000,000.00	45,000,000.00		85,000,000.00
2% Notes, Series P, due June 30, 1956.....		290,000,000.00	220,000,000.00		70,000,000.00
Reconstruction Finance Corporation:					
1½% Notes, Series DD, due Jan. 1, 1955.....	274,050,564.93	46,118,034.00	136,995,384.30		183,173,214.63
2% Notes, Series DD due Jan. 1, 1955.....		128,000,000.00	114,000,000.00		14,000,000.00
1½% Notes, Series EE, due Dec. 1, 1955.....	7,400,000.00	2,800,000.00	4,100,000.00		6,100,000.00
2% Notes, Series EE, due Dec. 1, 1955.....		52,100,000.00	1,000,000.00		51,100,000.00

Rural Electrification Administration: ¹					
1½% Notes of Administrator-----	1,540,219,583.80	240,000,000.00	29,657,083.44	-----	² 1,750,562,500.36
Secretary of Agriculture: ¹					
Farmers Home Administration Program:					
1½% Notes-----	114,314,855.83	153,000,000.00	136,734,398.99	-----	³ 130,580,456.84
Secretary of the Army:					
1½% Note, due June 1, 1952-----	100,000,000.00		100,000,000.00	-----	
Secretary of the Interior: ¹					
Defense Minerals Exploration Administration:					
1½% Note, due July 1, 1962-----	500,000.00	4,000,000.00		-----	4,500,000.00
Tennessee Valley Authority: ⁴					
2¼% Bonds of 1947-57-----	12,500,000.00		5,000,000.00	-----	7,500,000.00
2¾% Bonds of 1951-63-----	15,000,000.00			-----	15,000,000.00
2¼% Bonds of 1955-69-----	16,500,000.00			-----	16,500,000.00
Veterans' Administration: ¹					
Advances at 1½%-----	107,109,738.22	70,867,864.78		-----	177,977,603.00
Total-----	9,096,664,310.49	5,194,482,048.87	4,201,102,814.31	454,162,507.00	9,635,881,038.05

¹ Interest during each fiscal year based on average rate at beginning of each fiscal year.

² Has not been reduced to reflect repayment of principal included in payment received June 30, 1952, in amount \$34,716,734.12; not distributed as to principal and interest until after July 1, 1952.

³ Has not been reduced to reflect repayment of principal included in payment received

June 30, 1952, in amount \$52,820,462.60; not distributed as to principal and interest until after July 1, 1952.

⁴ Interest rate of 1½% per annum effective Aug. 16, 1951, subject to change from time to time as conditions may warrant.

TABLE 69.—Comparative statement of the combined net investment of the United States with respect to Government corporations and certain other assets and liabilities pertaining to business-type activities, as of June 30, 1943-52

[In thousands of dollars. Classifications for 1944 and prior year conform to classifications prescribed in Budget-Treasury Regulation No. 3]

	1943	1944	1945	1946	1947	1948	1949	1950	1951	1952
ASSETS										
Cash.....	¹ 1,763,264	618,304	700,775	1,351,216	1,792,484	1,042,253	513,840	473,566	649,020	808,062
Deposits with Government corporations and agencies.....	646,315	629,028	350,716	238,268	310,784	3,235	117,756	184,364	159,238	44,864
Loans receivable:										
Interagency.....	² 12,753,019	³ 18,628,590	² 20,694,131	² 12,402,850	12,711,713	2,918,640	7,363,749	9,472,354	9,091,310	9,635,063
Others, less reserves.....	7,685,707	7,186,607	5,544,241	5,424,779	7,662,047	10,372,608	11,769,928	12,501,690	13,503,585	15,912,908
Accounts and other receivables:										
Interagency.....	150,343	573,028	1,570,161	1,680,201	872,405	211,522	1,224,344	170,394	174,409	323,382
Others, less reserves.....	1,320,784	1,535,677	914,485	937,116	804,464	279,545	243,886	322,488	517,555	657,314
Commodities, supplies, and materials, less reserves.....	(⁹)	(⁹)	2,506,305	1,459,311	850,763	250,698	1,139,795	2,185,643	1,718,857	1,350,266
Investments:										
Public debt securities.....	1,345,394	1,525,100	1,679,497	1,767,187	1,777,276	1,683,575	2,003,643	2,101,389	2,184,658	2,363,908
Capital stock and paid-in surplus of Government corporations.....	632,741	637,741	639,010	444,151	444,422	190,500	200,500	200,500	179,500	179,500
Other interagency.....	745,228	355,895	11,335	8,582	1,709	-----	-----	-----	69	198
International Bank for Reconstruction and Development—stock.....	-----	-----	-----	158,750	635,000	635,000	635,000	635,000	635,000	635,000
International Monetary Fund—subscriptions.....	-----	-----	-----	275	2,750,000	2,750,000	2,750,000	2,750,000	2,750,000	2,750,000
Others, less reserves.....	608,739	455,579	374,581	242,242	179,839	145,817	123,160	97,528	88,920	52,640
Land, structures, and equipment, less reserves.....	12,646,612	18,512,235	20,163,729	15,557,797	12,690,578	2,457,783	2,945,585	2,923,604	2,999,236	3,185,540
Acquired security or collateral, less reserves.....	(⁹)	(⁹)	75,382	40,625	28,597	29,330	52,516	85,772	116,991	120,930
All other assets, less reserves.....	551,387	1,105,241	1,593,252	632,374	494,915	473,293	54,424	41,786	24,300	96,217
Contra interagency assets.....	⁴ 115,478	⁴ 1,437,180	-----	-----	-----	-----	-----	-----	-----	-----
Total assets.....	40,965,009	53,200,203	56,817,600	54,345,726	44,006,994	⁶ 23,443,798	⁶ 31,138,124	⁷ 34,146,079	⁷ 34,792,648	⁷ 38,115,784
LIABILITIES										
Accounts and other payables:										
Interagency.....	132,773	484,188	732,046	567,704	223,019	30,779	30,301	37,915	73,823	191,881
Others.....	⁸ 35,458	⁸ 20,954	1,099,520	1,272,217	395,849	184,467	303,753	322,111	196,278	250,284
Trust and deposit liabilities:										
Interagency.....	735,924	1,881,021	2,749,847	1,236,957	1,057,703	698,196	232,119	303,476	264,751	222,981
Others.....	(⁹)	(⁹)	258,693	442,813	505,557	177,188	288,685	380,484	284,547	450,890
Bonds, debentures, and notes payable:										
To Secretary of the Treasury.....	7,519,145	10,716,260	12,168,702	11,672,128	11,945,841	2,788,924	6,069,055	7,458,345	6,380,882	7,523,562
Other interagency.....	5,970,663	8,268,225	8,500,764	739,304	767,580	129,715	505,687	1,034,598	1,568,951	2,054,698
Others.....	5,191,585	2,994,836	1,664,831	1,559,217	589,253	903,923	791,913	1,407,290	1,271,702	1,271,702
All other liabilities.....	5,450,453	5,620,016	2,803,949	2,477,787	1,143,647	825,520	894,528	743,279	451,590	499,008
Contra interagency liabilities.....	⁴ 51,876	⁴ 274,027	-----	-----	-----	-----	-----	-----	-----	-----
Total liabilities.....	25,087,878	30,259,526	29,978,352	⁹ 19,968,128	16,628,450	⁶ 5,738,713	⁶ 9,214,501	⁷ 11,072,120	⁷ 10,628,111	⁷ 12,465,007

CAPITAL

United States interest:										
Interagency.....	632,741	637,741	639,010	444,151	444,422	190,500	200,500	200,500	179,500	179,500
Other.....	14,804,281	21,859,790	25,741,337	21,451,391	26,665,196	⁶ 17,360,738	⁶ 21,550,871	⁷ 22,672,117	⁷ 23,670,019	⁷ 25,114,339
Total United States interest.....	15,437,022	22,497,531	26,380,347	21,895,542	27,109,618	17,551,238	21,751,371	22,872,617	23,849,519	25,293,839
Private interest.....	440,109	443,146	458,901	482,056	268,926	153,846	172,253	201,341	315,019	356,937
Total capital.....	15,877,131	22,940,676	26,839,248	22,377,598	27,378,544	17,705,085	21,923,624	23,073,959	24,164,537	25,650,776
Total liabilities and capital.....	40,965,009	53,200,203	56,817,600	42,345,726	44,006,994	23,443,798	31,138,124	34,146,079	34,792,648	38,115,784

NOTE.—Prior to 1945, valuation reserves were reported as "other liabilities" rather than suspended credits to the respective asset accounts.

¹ Includes \$1,250,000 thousand temporary borrowings by Commodity Credit Corporation from Secretary of the Treasury.

² Revised to include loans made by Secretary of the Treasury.

³ Included in "land, structures, and equipment" classification.

⁴ Contra interagency assets and liabilities included for those agencies not reporting in statement prior to 1945.

⁵ Decrease from 1945 caused in part by elimination of interagency assets and liabilities of merged R. F. C. affiliates effective July 1, 1945, and establishment of valuation and depreciation reserves.

⁶ Decrease from 1947 caused in part with respect to (1) assets: exclusion of assets of U. S. Maritime Commission and War Shipping Administration functions (latest reports available to Treasury for these agencies relating to lend-lease and U. N. R. R. A. activities are as of Mar. 31, 1947, and the remainder of War Shipping Administration functions as

of Feb. 28, 1947) amounting to \$11,367,847 thousand and decrease of \$9,365,307 thousand by cancellation (Public Law 860, approved June 30, 1948) of Treasury loans to R. F. C. for which no assets were acquired by Treasury except right of future recoveries from non-lending net assets; (2) liabilities: exclusion of liabilities of U. S. Maritime Commission and War Shipping Administration functions (see parenthetical statement in item (1) above) amounting to \$1,160,232 thousand, and decrease in R. F. C. liabilities to Treasury of \$9,365,307 thousand referred to in item (1) above; and (3) United States interest other than interagency: exclusion of proprietary interest in U. S. Maritime Commission and War Shipping Administration functions (see parenthetical statement in item (1) above) amounting to \$10,207,553 thousand.

⁷ See footnote 6. Reorganization Plan No. 21, effective May 24, 1950, abolished the U. S. Maritime Commission, and transferred its functions into the Department of Commerce. Current data on maritime activities will be published when available.

⁸ Represents only accrued interest; other accrued liabilities included in "All other liabilities."

⁹ Included in "All other liabilities."

TABLE 70.—Balance sheets of Government corporations and certain other business-type activities as of June 30, 1952

[In millions of dollars]

	Grand total	Corporations.								
		Total corporations	Banks for cooperatives	Commodity Credit Corporation	Export-Import Bank of Washington		Federal Deposit Insurance Corporation	Federal Farm Mortgage Corporation	Federal home loan banks	Federal intermediate credit banks
					Regular lending activities	Defense Production Act of 1950, as amended				
ASSETS										
Cash on hand and in banks ¹	102.4		21.4	8.9	1.9		0.1		25.0	13.5
Cash with U. S. Treasury ¹	705.7	345.7	1.3	6.3	.2		2.9	1.2	11.7	1.0
Deposits with other Govt. corps. and agencies.....	44.9	44.9								
Loans receivable:										
Interagency.....	9,635.1	73.6		36.0						37.6
Others, less reserves.....	15,912.9	8,018.0	340.1	2,386.2	2,388.7	0.1		29.3	652.7	865.7
Accounts and other receivables:										
Interagency.....	323.4	139.3	(*)	58.1	(*)		(*)		(*)	.2
Others, less reserves.....	657.3	516.0	2.8	380.4	24.5	(*)	3.9	.7	2.7	9.2
Commodities, supplies, and materials, less reserves.....	1,350.3	1,252.6		1,022.5	(*)		.1			
Investments:										
Public debt securities of U. S.	2,363.9	2,076.8	43.5				1,420.9		310.8	48.7
Obligations of Govt. corps. and agencies.....	179.7	1.2								
Others, less reserves.....	3,437.6	52.2							(*)	
Land, structures, and equipment, less reserves.....	3,185.5	2,100.3	(*)	103.6	.1		(*)	(*)	(*)	
Acquired security or collateral, less reserves.....	120.9	27.8	3.1				2.8	(*)		
All other assets, less reserves.....	96.2	30.4	.3	7.3	16.1		(*)	.1	.3	.5
Total assets.....	38,115.8	14,771.7	412.5	2,009.3	2,431.3	.1	1,430.6	31.4	1,003.3	976.4
LIABILITIES										
Accounts and other payables:										
Interagency.....	191.9	114.4	.2	.1	20.0		(*)	(*)		.3
Others.....	250.3	216.8	1.0	68.0	(*)		1.6	.1	4.6	7.8
Trust and deposit liabilities:										
Interagency.....	223.0	98.9	(*)	23.1	(*)		.2		(*)	(*)
Others.....	450.9	440.1	.3	7.0	.8		.1	.3	407.2	1.7
Bonds, debentures, and notes payable: ³										
U. S. Treasury.....	7,523.6	4,006.5		1,970.0	1,088.1	.1				
Other interagency.....	2,054.7	2,054.5	37.6							
Others:										
Guaranteed by United States.....	43.9	.6		(*)				.5		
Not guaranteed by United States.....	1,227.8	1,227.8	111.9						258.4	857.5
All other liabilities.....	499.0	257.8	.4	261.3	255.7		106.2	(*)	.2	.8
Total liabilities.....	12,465.0	8,417.5	151.4	2,129.5	1,164.7	.1	108.2	1.0	670.4	868.1

CAPITAL										
United States interest:										
Capital stock.....	1,673.9	1,673.9	178.5	100.0	1,000.0			(*)	(*)	60.0
Paid-in surplus.....	1,476.0	1,476.0								5.8
Expended appropriations.....	23,367.6	1,486.3								
Earned surplus, or deficit.....	1,223.6	1,361.1	58.6	220.2	266.6	(*)	* 1,322.5	30.4		42.5
Total United States interest.....	25,293.8	5,997.3	237.1	120.2	1,266.6	(*)	1,322.5	30.4		108.3
Private interest:										
Capital stock.....	317.8	317.8	* 18.1						299.7	
Earned surplus.....	39.2	39.2	5.9						33.2	
Total private interest.....	356.9	356.9	24.0						332.9	
Total capital.....	25,650.8	6,354.2	261.1	120.2	1,266.6	(*)	1,322.5	30.4	332.9	108.3
Total liabilities and capital.....	38,115.8	14,771.7	412.5	2,009.3	2,431.3	.1	1,430.6	31.4	1,003.3	976.4
Contingent liabilities.....	2,936.8	1,204.6		17.1						
ANALYSIS OF INVESTMENT OF UNITED STATES										
Paid-in capital and expended appropriations.....	26,517.4	4,636.2	178.5	100.0	1,000.0			(*)		65.8
Treasury loans to Govt. corps. and agencies ¹	7,523.6	4,006.5		1,970.0	1,083.1	.1				
Subtotal.....	34,040.9	8,642.7	178.5	2,070.0	2,083.1	.1		(*)		65.8
Less total Treasury loans ²	7,523.6									
Investment of the United States.....	26,517.4	8,642.7	178.5	2,070.0	2,083.1	.1		(*)		65.8
Earned surplus, or deficit, U. S. share.....	1,223.6	1,361.1	58.6	220.2	266.6	(*)	1,322.5	30.4		42.5
Book value of U. S. interest, including interagency items.....	25,293.8	10,003.8	237.1	1,849.8	2,354.7	.1	1,322.5	30.4		108.3
Interagency items—net amounts due to, or from:										
Government corporations.....	37.4		37.8	(*)	(*)				(*)	37.8
Government agencies reporting.....	37.4	37.4			20.0					
Government agencies not required to report.....	10.4	1,972.5	(*)	70.9	(*)		.2	(*)	(*)	.3
Interagency proprietary interests.....	* 179.6	1.0								
Total interagency items, excluding Treasury loans to Govt. corps. and agencies.....	189.9	2,008.9	37.8	70.9	20.0		.2	(*)	(*)	37.5
Book value of U. S. interest, after exclusion of interagency items.....	25,104.0	12,012.7	274.8	1,778.9	2,374.7	.1	1,322.7	30.4	(*)	70.9

¹ Excludes unexpended balances of appropriated funds.² Includes guaranteed loans held by lending agencies.³ Includes notes for short-term borrowings.⁴ Retirement of all capital stock held by the U. S. Government was made on July 2, 1951, and deposited into miscellaneous receipts of the U. S. Treasury, pursuant to act of June 27, 1950 (64 Stat. 257).⁵ The surplus is not available by law for dividend distribution and is considered by the Corporation as a reserve for future deposit insurance losses and related expenses with respect to insured banks.

* Less than \$50,000.

⁶ Includes \$0.2 million deposits to "Guaranty fund."⁷ As shown above as a liability of each corporation or agency.⁸ As shown as an asset of the U. S. Treasury under "Other" business-type activities. This does not include obligations of an agency not required to report (see footnote 21).⁹ Represents RFC and Agricultural Marketing Act revolving fund proprietary interests in Government corporations.

TABLE 70.—Balance sheets of Government corporations and certain other business-type activities as of June 30, 1952—Continued

[In millions of dollars]

	Corporations—Continued								
	Federal National Mortgage Associa- tion	Federal Savings and Loan Insurance Corpora- tion	Production credit cor- porations	Public Housing Adminis- tration ¹⁰	Reconstruction Finance Corpora- tion ¹¹			Tennessee Valley Authority	Other ¹²
					Exclusive of assets held for the U. S. Treasury	Assets held for the U. S. Treasury ¹³	Defense Production Act of 1950		
ASSETS									
Cash on hand and in banks ¹	(*)	(*)	0.5	0.2	0.3	8.4		0.1	12.5
Cash with U. S. Treasury ¹	2.1	1.3		20.6	18.9		0.5	208.5	69.2
Deposits with other Govt. corps. and agencies.....						43.5			1.3
Loans receivable:									
Interagency.....					618.4				
Others, less reserves.....	2,068.1			608.3		.8	58.1		1.5
Accounts and other receivables:									
Interagency.....	12.2	(*)			.4	42.3	(*)	7.5	18.7
Others, less reserves.....	8.1	3.5	.2	11.4	9.5	40.6	.6	5.8	12.2
Commodities, supplies, and materials, less reserves.....		(*)				145.2	40.8	18.2	25.9
Investments:									
Public debt securities of U. S.		209.1	42.6		1.2				(*)
Obligations of Govt. corps. and agencies.....	.2				1.0				
Others, less reserves.....			8.7	(*)	41.9	1.5			
Land, structures, and equipment, less reserves.....	.3			191.6	.7	201.5		1,170.1	432.4
Acquired security or collateral, less reserves.....	2.7				18.7				.6
All other assets, less reserves.....	(*)	(*)	.2	1.5		3.4			.8
Total assets	2,093.7	213.9	52.1	833.6	711.0	487.2	100.0	1,410.3	575.1
LIABILITIES									
Accounts and other payables:									
Interagency.....	18.6	9.4	(*)	(*)	4.0		41.2	4.8	15.8
Others.....	.9	(*)	.3	4.8	65.7			41.5	20.6
Trust and deposit liabilities:									
Interagency.....	.1	(*)	(*)		71.8			3.5	.1
Others.....	1.9	(*)	(*)		17.5		2.8	.1	.5
Bonds, debentures, and notes payable: ⁸									
U. S. Treasury.....				655.0	197.2		57.2	39.0	
Other interagency.....	2,016.9								
Others:									
Guaranteed by United States.....									
Not guaranteed by United States.....									
All other liabilities.....	.5	5.7	(*)	9.2	3.8		(*)	1.5	12.4
Total liabilities	2,038.9	15.2	.3	669.0	360.0		101.2	90.4	49.4

CAPITAL								
United States interest:								
Capital stock.....	20.0	¹⁴ 85.8	36.2	1.0	100.0	92.4
Paid-in surplus.....	1.0	160.8	824.8	45.2	438.4
Expended appropriations.....	115.1	1,207.5	163.7
Earned surplus, or deficit.....	33.8	¹⁵ 112.9	15.6	112.4	251.0	337.6	¹⁶ 67.3	168.7
Total United States interest.....	54.8	198.7	51.8	164.6	351.0	487.2	1.2	1,319.9
Private interest:								
Capital stock.....
Earned surplus.....
Total private interest.....
Total capital.....	54.8	198.7	51.8	164.6	351.0	487.2	1.2	1,319.9
Total liabilities and capital.....	2,093.7	213.9	52.1	833.6	711.0	487.2	100.0	1,410.3
Contingent liabilities.....	28.1	1,111.4	47.82
ANALYSIS OF INVESTMENT OF UNITED STATES								
Paid-in capital and expended appropriations.....	21.0	85.8	36.2	276.9	100.0	824.8	1,252.7	694.5
Treasury loans to Govt. corps. and agencies ¹	655.0	197.2	39.0
Subtotal.....	21.0	85.8	36.2	931.9	297.2	824.8	57.2	694.5
Less total Treasury loans ²
Investment of the United States.....	21.0	85.8	36.2	931.9	297.2	824.8	57.2	694.5
Earned surplus, or deficit, U. S. share.....	33.8	112.9	15.6	112.4	251.0	337.6	1.2	168.7
Book value of U. S. interest, including interagency items.....	54.8	198.7	51.8	819.6	548.2	487.2	56.0	1,358.9
Interagency items—net amounts due to, or from:								
Government corporations.....	(*)	(*)	58.3	84.3	40.8	(*)
Government agencies reporting.....	.7	9.4	1.64	.3
Government agencies not required to report.....	2,023.9	(*)	(*)	15.4	1.65	4.4
Interagency proprietary interests.....	1.0
Total interagency items, excluding Treasury loans to Govt. corps. and agencies.....	2,023.2	9.4	(*)	(*)	74.4	85.8	41.2	.8
Book value of U. S. interest, after exclusion of interagency items.....	2,078.1	208.1	51.9	819.6	622.5	401.4	97.2	1,359.7

Footnotes 1 through 9 on p. 681.

¹ See table 71, footnote 3.

² Figures are shown on a preliminary basis.

³ See table 71, footnote 5.

⁴ Consists of Defense Homes Corporation (in liquidation); Federal Crop Insurance Corporation; Federal Prison Industries, Inc.; Inland Waterways Corporation; Institute of Inter-American Affairs; Smaller War Plants Corporation (in liquidation); The Virgin Islands Corporation; War Damage Corporation (in liquidation); and Panama Canal Company. Effective July 1, 1951, pursuant to act of Sept. 26, 1950 (64 Stat. 1038), and Executive Order No. 10263 of June 29, 1951, the business activities of the Panama Canal, and the Panama Railroad Company were combined in one Federal corporation known

as the Panama Canal Company. The balance sheet of the Panama Canal Company is subject to substantial change pending establishment of a complete inventory and appraisal of net assets transferred from the Canal to the Company. Home Owners' Loan Corporation was liquidated during the fiscal year 1952.

⁵ Adjusted to give effect to provision for retirement of capital stock of \$7.5 million which was deposited into miscellaneous receipts of the U. S. Treasury on July 31, 1952, pursuant to act of June 27, 1950 (64 Stat. 258).

⁶ The surplus is considered by the Corporation as available for future insurance losses and related expenses with respect to insured institutions.

⁷ Consists of net income from power operations of \$207.1 million and net expense of nonincome-producing programs of \$139.9 million.

TABLE 70.—Balance sheets of Government corporations and certain other business-type activities as of June 30, 1952—Continued

[In millions of dollars]

	Certain other business-type activities							
	Total certain other business-type activities ¹⁷	Farmers' Home Administration	Disaster loans, etc., revolving fund (Farmers' Home Administration)	Federal Housing Administration	Office of Housing and Home Finance Administrator ¹⁸	Public Housing Administration ¹⁹	Rural Electrification Administration	Other ²⁰
ASSETS								
Cash on hand and in banks ¹	9.5	0.1	0.8			1.1	0.5	7.0
Cash with U. S. Treasury ¹	360.0	12.8		65.5	21.4	58.6	23.3	178.4
Deposits with other Government corporations and agencies.....								
Loans receivable:								
Interagency.....	9,561.5							²¹ 9,561.5
Others, less reserves.....	7,894.9	460.1	34.4	32.0	38.1	14.2	1,829.3	²² 5,486.7
Accounts and other receivables:								
Interagency.....	184.1			(*)		.2	(*)	183.9
Others, less reserves.....	141.3	25.2	.6	6.1	.7	7.6	64.8	36.2
Commodities, supplies, and materials, less reserves.....	97.6					.1		97.6
Investments:								
Public debt securities of United States.....	287.1	1.2		285.9				178.5
Obligations of Government corporations and agencies.....	178.5							178.5
Others, less reserves.....	3,385.4			.4				²³ 3,385.0
Land, structures, and equipment, less reserves.....	1,085.2	.2		1.0	29.6	1,040.4	.5	13.5
Acquired security or collateral, less reserves.....	83.1	.6	(*)	83.1	.2			9.3
All other assets, less reserves.....	65.8	.7	(*)		2.9	12.3		49.9
Total assets.....	23,344.1	501.0	35.8	474.1	92.9	1,134.4	1,918.4	19,187.5
LIABILITIES								
Accounts and other payables:								
Interagency.....	77.5			.6		.3	.1	76.2
Others.....	33.5		(*)	5.7	(*)	9.6	.4	17.8
Trust and deposit liabilities:								
Interagency.....	124.0	.9		1.2			.3	121.7
Others.....	10.8	1.1		6.9	.2	.4	(*)	2.1
Bonds, debentures, and notes payable: ³								
U. S. Treasury.....	3,517.0	78.4			44.2		1,731.3	1,663.2
Other interagency.....	.2			.2				
Others:								
Guaranteed by United States.....	43.3			43.3				
Not guaranteed by United States.....								
All other liabilities.....	241.2	(*)	(*)	²⁴ 211.3	(*)	12.5	(*)	17.3
Total liabilities.....	4,047.5	80.4	(*)	269.2	44.7	22.8	1,732.1	1,898.3

CAPITAL								
United States interest:								
Capital stock								
Paid-in surplus								
Expended appropriations	21,881.2	444.4	42.7	68.5	60.4	1,724.3	209.9	¹⁷ 19,331.0
Earned surplus, or deficit	2,684.6	23.8	6.9	136.4	12.3	612.7	23.6	2,041.8
Total United States interest	19,296.6	420.6	35.8	204.9	48.2	1,111.7	186.3	17,289.1
Private interest:								
Capital stock								
Earned surplus								
Total private interest								
Total capital	19,296.6	420.6	35.8	204.9	48.2	1,111.7	186.3	17,289.1
Total liabilities and capital	23,344.1	501.0	35.8	474.1	92.9	1,134.4	1,918.4	19,187.6
Contingent liabilities	1,732.2	47.8		1.8				1,682.6
ANALYSIS OF INVESTMENT OF UNITED STATES								
Paid-in capital and expended appropriations	21,881.2	444.4	42.7	68.5	60.4	1,724.3	209.9	19,331.0
Treasury loans to Government corporations and agencies ¹⁸	3,517.0	78.4			44.2		1,731.3	1,663.2
Subtotal	25,398.2	522.8	42.7	68.5	104.6	1,724.3	1,941.2	20,994.2
Less total Treasury loans ¹⁹	7,623.6							7,623.6
Investment of the United States	17,874.6	522.8	42.7	68.5	104.6	1,724.3	1,941.2	13,470.6
Earned surplus, or deficit, United States share	2,684.6	23.8	6.9	136.4	12.3	612.7	23.6	2,041.8
Book value of United States interest, including interagency items	15,290.0	499.0	35.8	204.9	92.3	1,111.7	1,917.7	11,428.7
Interagency items—net amounts due to, or from:								
Government corporations	37.4			.8		(*)		38.1
Government agencies reporting					.3			.3
Government agencies not required to report	1,982.9	.9		1.1		.2	.3	1,985.6
Interagency proprietary interests	178.6							178.6
Total interagency items, excluding Treasury loans to Government corporations and agencies	2,198.8	.9		1.9	.3	.2	.3	2,202.4
Book value of United States interest, after exclusion of interagency items	13,091.2	499.9	35.8	206.8	92.7	1,111.8	1,918.0	9,226.3

Footnotes 1 through 9 on p. 631, and footnotes 10 through 16 on p. 633.

¹⁷ Reorganization Plan No. 21, effective May 24, 1950, abolished the U. S. Maritime Commission, and transferred its functions into the Department of Commerce. Current data on maritime activities will be published when available.

¹⁸ See table 71, footnote 11.

¹⁹ See table 71, footnote 12.

²⁰ Consists of Agricultural Marketing Act Revolving Fund; Federal Security Agency—loans to students; Department of the Interior—Indian loans and Puerto Rico Reconstruction Administration; Department of the Army—guaranteed loans (World War II); Department of the Navy—guaranteed loans (World War II); Home Loan Bank Board—HOLC liquidation unit; Mutual Security Agency—guaranty program and loan program; Public Works Administration (in liquidation); Treasury Department—miscellaneous loans and certain other assets; Veterans' Administration—Veterans' Canteen Service, veterans' direct loan program, and guaranteed loans to veterans; and agencies reporting pursuant to Defense Production Act of 1950, which consist of Atomic Energy Commis-

sion; Departments of the Air Force, Army, Commerce, Interior, and Navy; and Defense Materials Procurement Agency (to which have been transferred, pursuant to Executive Order No. 10281 of Aug. 28, 1951, the activities formerly reported by the General Services Administration). A program of the Department of the Army, natural fibers revolving fund, has been terminated.

²¹ Represents obligations of Government corporations and agencies as shown under "Bonds, debentures, and notes payable—U. S. Treasury." The latter does not include \$2,037.9 million obligations of an agency not required to report.

²² Includes \$3,705.7 million loan to the United Kingdom.

²³ Consists of \$2,750 million subscription to the International Monetary Fund and \$635 million stock in the International Bank for Reconstruction and Development.

²⁴ Includes \$122.2 million reserves for contingent losses, expenses, and other charges.

²⁵ Includes subscription to International Monetary Fund and Bank (see footnote 23) and loan to United Kingdom (see footnote 22).

TABLE 71.—Income and expense of Government corporations and certain other business-type activities, fiscal year 1952

[In thousands of dollars. On basis of reports received from the corporations and activities]

	Grand-total	Corporations								
		Total corporations	Banks for co-operatives	Commodity Credit Corporation	Export-Import Bank of Washington		Federal Deposit Insurance Corporation	Federal Farm Mortgage Corporation	Federal home loan banks	Federal intermediate credit banks
					Regular lending activities	Defense Production Act of 1950, as amended				
Income:										
Sale of commodities and supplies.....	2,484,031	1,665,460		938,559						
Sale of services.....	173,348	171,462								
Rents and royalties.....	74,722	12,020								
Interest and dividends:										
Interest on loans.....	592,297	250,624	12,057	11,924	70,088	1		1,713	16,737	19,722
Interest on public debt securities.....	51,175	44,248	1,030				30,053		6,298	1,192
Interest, other.....	9,662	7,235	(*)	5,421			46			20
Dividends.....	111,776	2,113								
Guaranty and insurance premiums.....	189,719	88,416					56,108			
Other income:										
Gains on sale of fixed assets.....	9	9		6	(*)					
Gains on sale of investments.....	275	268	(*)						263	2
Gains on sale of acquired security or collateral.....	15,712	1,178	26				3	1,157		
Other.....	28,871	15,023	64	1,892			120	8	9	275
Total income.....	3,731,596	2,258,056	13,126	957,802	70,089	1	86,330	2,878	23,307	21,210
Expense:										
Cost of commodities and supplies sold.....	2,430,694	1,628,831		1,003,628						
Direct operating costs.....	172,850	128,868								
Interest expense:										
On borrowings from U. S. Treasury.....	135,098	76,015		133,369	17,256	(*)				
Other.....	73,995	73,493	4,317	18				18	14,159	16,945
Administrative expenses.....	151,507	73,679	2,010	15,114	1,005		6,997	990	1,596	1,512
Depreciation (not included in cost of sales or direct operating costs).....	12,168	11,522	1	324	7					
Grants, subsidies, and contributions:										
Direct.....	30,239	29,745		266						
Indirect.....										
Guaranty and insurance losses.....	21,428	21,428								
Other expenses.....	88,968	60,832		6,624	23		27	97	496	348

Losses and charge-offs:										
Loans charged off.....	30,014	1,586	221	1,309						
Other assets charged off.....	91,010	7,146	93	208						27
Losses on sale of fixed assets.....	43,636	13,653								
Losses on sale of investments.....	236	236	(*)					125		2
Losses on sale of acquired security or collateral.....	3,785	530	535				5			
Direct charges to operating reserves.....										
Other.....	6,453	5,580								
Total expense.....	3,292,083	2,133,144	7,177	1,060,329	18,291	(*)	7,019	1,105	16,375	18,834
Net income, or loss, before adjustment of valuation and operating reserves.....	439,513	124,912	5,949	102,527	51,797	(*)	79,311	1,772	6,932	2,376
Adjustments of valuation and operating reserves:										
Reserve for losses on loans.....	14,345	1,555	948	1,489	1			4,900		(*)
Reserve for losses on acquired security or collateral.....	10,582	96	548				659	15		(*)
Reserve for losses on fixed assets.....	42,674	42,703								
Reserve for losses on commodities and supplies.....	42,484	42,484		42,484						
Operating reserves.....	37,277	269								
Other reserves.....	3,373	44,728	26	7,503						
Net adjustment of valuation and operating reserves.....	36,877	43,757	372	36,470	1		659	4,915		(*)
Net income, or loss.....	402,636	81,155	5,577	66,057	51,798	(*)	78,652	6,688	6,932	2,376
Changes in unreserved earned surplus or deficit:										
Unreserved earned surplus, or deficit, June 30, 1951.....	2,840,619	2,290,543	37,348	575,627	51,615			37,683	10,529	27,349
Net income, or loss, for fiscal year 1952.....	402,636	81,155	5,577	66,057	51,798	(*)	78,652	6,688	6,932	2,376
Transfers to surplus reserves.....	163,888	163,888	2,094		63,423		78,645	1,600	1,395	1,235
Transfers from surplus reserves.....	2,216	2,004								
Distribution of profits:										
To general fund revenues—deposit of earnings.....	363,448									
Dividends.....	104,564	104,564			40,000			14,000	4,876	
Other.....	1,801	632							77	285
Prior year adjustments.....	117,839	110,067		421,463	9		6			
Unreserved earned surplus, or deficit, June 30, 1952.....	2,951,623	366,401	40,831	220,222		(*)		28,871	11,112	28,205

* Revised.

* Less than \$500.

* Includes \$1,875 thousand interest paid on capital stock.

* Represents 2 dividends of \$20,000 thousand each, declared by the Board of Directors during the fiscal year 1952. One dividend was covered into miscellaneous receipts of the U. S. Treasury on Aug. 9, 1951, and the other dividend was covered into miscellaneous receipts of the U. S. Treasury on July 14, 1952.

* Represents activities under the U. S. Housing Act, as amended, and Corporation figures are shown on a preliminary basis. War housing and other operations of the Administration are shown under "Certain other business-type activities."

* Figures are shown on a preliminary basis.

* Represents accounts held for the Treasury in accordance with provisions of the act of June 30, 1948 (62 Stat. 1187-1188), which provided for cancellation of RFC notes in the amount of \$9,313,736 thousand, plus interest accrued thereon subsequent to June 30, 1947, representing unrecovered costs to the Corporation as of June 30, 1947, in its national defense, war, and reconversion activities, and stipulated that any amounts recovered by the Corporation with respect to these activities subsequent to June 30, 1947, should, after deduction of related expenses, be deposited in the U. S. Treasury as miscellaneous receipts.

TABLE 71.—Income and expense of Government corporations and certain other business-type activities, fiscal year 1952—Continued

[In thousands of dollars]

	Corporations—Continued								
	Federal National Mortgage Associa- tion	Federal Savings and Loan Insurance Corpora- tion	Production credit cor- porations	Public Housing Adminis- tration ³	Reconstruction Finance Corpora- tion ⁴			Tennessee Valley Authority	(Other ⁵
					Exclusive of assets held for the U. S. Treasury	Assets held for the U. S. Treasury ⁶	Defense Production Act of 1950		
Income:									
Sale of commodities and supplies.....						639,040		19,853	68,006
Sale of services.....								92,494	78,968
Rents and royalties.....				2,567		6,720		478	2,255
Interest and dividends:									
Interest on loans.....	74,753			14,873	27,322		1,346		89
Interest on public debt securities.....		4,629	1,046						(*) 188
Interest, other.....	403				770	381		5	
Dividends.....			2		2,111				
Guaranty and insurance premiums.....	734	11,144			1,054				19,376
Other income:									
Gains on sale of fixed assets.....		3							
Gains on sale of investments.....			3						
Gains on sale of acquired security or collateral.....		43							
Other.....	6	(*)	82	2,076	1,824	5,460	21	2,235	952
Total income.....	75,895	15,819	1,133	19,515	33,081	651,602	1,368	115,066	169,834
Expense:									
Cost of commodities and supplies sold.....						554,832		15,393	54,978
Direct operating costs.....				602				67,980	60,285
Interest expense:									
On borrowings from U. S. Treasury.....		1,874		11,860	3,988		505	743	6,419
Other.....	34,383				3,649				4
Administrative expenses.....	3,544	428	1,393	9,320	13,463	3,843	547	1,974	9,943
Depreciation (not included in cost of sales or direct operating costs).....		7		3,417				2,767	4,998
Grants, subsidies, and contributions:									
Direct.....				12,544		812			18,280
Indirect.....									
Guaranty and insurance losses.....									21,428
Other expenses.....	9,126	293	251	1,799	303	22,645	(*)	6,731	12,873
Losses and charge-offs:									
Loans charged off.....	35								21

Other assets charged off.....						6,747			71
Losses on sale of fixed assets.....				66		13,722			14
Losses on sale of investments.....		34	75						
Losses on sale of acquired security or collateral.....									
Direct charges to operating reserves.....									
Other.....				5		5,336			239
Total expense.....	47,089	2,637	1,719	39,493	20,597	606,313	1,052	95,588	189,525
Net income, or loss, before adjustment of valuation and operating reserves.....	28,807	13,183	587	19,978	12,484	45,289	315	* 19,478	19,691
Adjustments of valuation and operating reserves:									
Reserve for losses on loans.....				476	1,651		1,031		753
Reserve for losses on acquired security or collateral.....						42,703			
Reserve for losses on fixed assets.....									
Reserve for losses on commodities and supplies.....									
Operating reserves.....				291					21
Other reserves.....		(*)		36		37,084			132
Net adjustment of valuation and operating reserves.....		(*)		801	1,631	79,786	1,031		863
Net income, or loss.....	28,807	13,183	587	20,779	10,854	34,497	716	* 19,478	20,554
Changes in unreserved earned surplus or deficit:									
Unreserved earned surplus, or deficit, June 30, 1951.....	* 34,031		16,201	90,866	250,600	* 8,665	* 451	47,785	* 144,705
Net income, or loss, for fiscal year 1952.....	28,807	13,183	587	20,779	10,854	34,497	716	* 19,478	20,554
Transfers to surplus reserves.....	2,000	13,183			413				
Transfers from surplus reserves.....					2,000				4
Distribution of profits:									
To general fund revenues—deposit of earnings.....									
Dividends.....	29,394				12,294				4,000
Other.....									269
Prior year adjustments.....	404			638	146	* 311,808			790
Unreserved earned surplus, or deficit, June 30, 1952.....	31,848		15,614	112,384	250,000	337,639	1,168	67,263	168,733

Footnotes 1 through 5 on p. 637.

* Consists of Defense Homes Corporation (in liquidation); Federal Crop Insurance Corporation; Federal Prison Industries, Inc.; Home Owners' Loan Corporation (liquidated); Inland Waterways Corporation; Institute of Inter-American Affairs; Smaller War Plants Corporation (in liquidation); The Virgin Islands Corporation; War Damage Corporation (in liquidation); and Panama Canal Company. Effective July 1, 1951, pursuant to act of Sept. 26, 1950 (64 Stat. 1038), and Executive Order No. 10263 of June

29, 1951, the business activities of the Panama Canal, and the Panama Railroad Company were combined in one Federal corporation known as the Panama Canal Company. Figures of the Panama Canal Company are on a preliminary basis.

* Represents accrual of interest in lieu of dividends on capital stock.

* Represents net income during the fiscal year 1952 from power operations.

* Represents prior year adjustments of depreciation reserves.

TABLE 71.—*Income and expense of Government corporations and certain other business-type activities, fiscal year 1952—Continued*
 (In thousands of dollars)

	Certain other business-type activities							
	Total certain other business-type activities ¹⁰	Farmers' Home Administration	Disaster loans, etc., revolving fund (Farmers' Home Administration)	Federal Housing Administration	Office of Housing and Home Finance Administrator ¹¹	Public Housing Administration ¹²	Rural Electrification Administration	Other ¹³
Income:								
Sale of commodities and supplies.....	818, 571							818, 571
Sale of services.....	1, 886							1, 886
Rents and royalties.....	62, 701	116			297	61, 813		476
Interest and dividends:								
Interest on loans.....	341, 673	60, 827	1, 288	9	1, 166	554	34, 758	243, 071
Interest on public debt securities.....	6, 927	23		6, 904				
Interest, other.....	2, 427	48	2	1, 742	31	1		603
Dividends.....	109, 663			2				109, 661
Guaranty and insurance premiums.....	101, 302	531		96, 108	19			4, 644
Other income:								
Gains on sale of fixed assets.....	7			7				
Gains on sale of investments.....	14, 534				23			14, 512
Gains on sale of acquired security or collateral.....	13, 848	323	2	1		40	1	13, 483
Other.....								
Total income.....	1, 473, 540	61, 867	1, 292	104, 771	1, 535	62, 409	34, 758	1, 206, 907
Expense:								
Cost of commodities and supplies sold.....	801, 863							801, 863
Direct operating costs.....	43, 983				(*)	29, 104		14, 879
Interest expense:								
On borrowings from U. S. Treasury.....	59, 083	1, 027			611		30, 037	27, 408
Other.....	502			502				
Administrative expenses.....	77, 828	29, 346	1, 360	30, 435	441	3, 780	8, 174	4, 292
Depreciation (not included in cost of sales or direct operating costs).....	647			165		379		103
Grants, subsidies, and contributions:								
Direct.....	494	118			375			
Indirect.....								
Guaranty and insurance losses.....								
Other expenses.....	28, 137	11	3	19	40	308		27, 762
Losses and charge-offs:								
Loans charged off.....	28, 428	24, 350	324		3, 475	58		221
Other assets charged off.....	83, 864	14, 787	58		101	137	14	68, 767
Losses on sale of fixed assets.....	29, 984			2	4, 232	24, 724		1, 030

Losses on sale of investments.....	3,255	42	1	3,203				9
Losses on sale of acquired security or collateral.....								
Direct charges to operating reserves.....						24		849
Other.....	873							
Total expense.....	1,158,939	69,682	1,740	34,320	9,276	58,513	38,224	947,184
Net income, or loss, before adjustment of valuation and operating reserves.....	314,601	7,814	448	70,451	7,741	3,896	3,466	259,723
Adjustments of valuation and operating reserves:								
Reserve for losses on loans.....	12,790	11,676	1,448	153	2,737	58	187	112
Reserve for losses on acquired security or collateral.....	10,486	33	(*)	10,421	100			2
Reserve for losses on fixed assets.....	29					29		
Reserve for losses on commodities and supplies.....								
Operating reserves.....	37,008			32,383				4,624
Other reserves.....	41,355	26,091	381		130	282	2	67,416
Net adjustment of valuation and operating reserves.....	6,880	14,382	1,829	42,963	2,967	369	189	62,906
Net income, or loss.....	321,481	22,196	2,277	27,488	4,774	4,265	3,655	322,629
Changes in unreserved earned surplus or deficit:								
Unreserved earned surplus, or deficit, June 30, 1951.....	* 2,560,070	1,642	4,611	109,894	* 3,070	624,162	20,388	* 2,006,091
Net income, or loss, for fiscal year 1952.....	321,481	22,196	2,277	27,488	4,774	4,265	3,655	322,629
Transfers to surplus reserves.....								
Transfers from surplus reserves.....	211				211			
Distribution of profits:								
To general fund revenues—deposit of earnings.....	363,448				5,265			358,183
Dividends.....								
Other.....	1,169			11,000	(*)			169
Prior year adjustments.....	7,772				4	7,243	531	6
Unreserved earned surplus, or deficit, June 30, 1952.....	2,585,222	23,838	6,888	136,382	12,893	612,654	23,512	2,041,820

Footnotes 1 through 5 on p. 687, and footnotes 6 through 9 on p. 689.

¹⁰ Reorganization Plan No. 21, effective May 24, 1950, abolished the U. S. Maritime Commission and transferred its functions into the Department of Commerce. Current data on maritime activities will be published when available.

¹¹ Consists of Alaska housing program, community facilities service, housing loans for educational institutions, prefabricated housing loans program, revolving fund for development of isolated defense sites, and slum clearance program.

¹² Consists of Farm Security Administration program, homes conversion program, public war housing program, and veterans' re-use housing program. Figures of the public war housing program are on a preliminary basis.

¹³ Consists of Agricultural Marketing Act revolving fund; Federal Security Agency—loans to students; Department of the Interior—Indian loans and Puerto Rico Reconstruction Administration; Department of the Army—guaranteed loans (World War II) and

natural fibers revolving fund (terminated); Department of the Navy—guaranteed loans (World War II); Home Loan Bank Board—HOLC liquidation unit; Mutual Security Agency—guaranty program and loan program; Public Works Administration (in liquidation); Treasury Department—miscellaneous loans and certain other assets; Veterans' Administration—Veterans' Canteen Service, veterans' direct loan program, and guaranteed loans to veterans; and agencies reporting pursuant to Defense Production Act of 1950, which consist of Atomic Energy Commission; Departments of the Air Force, Army, Commerce, Interior, and Navy; and Defense Materials Procurement Agency (to which have been transferred, pursuant to Executive Order No. 10281 of Aug. 28, 1951, the activities formerly reported by the General Services Administration).

¹⁴ Represents transfer from war housing insurance fund to establish national defense housing insurance fund.

TABLE 72.—Source and application of funds of Government corporations and certain other business-type activities, fiscal year 1952
[In thousands of dollars. On basis of reports received from the corporations and activities]

	Corporations									
	Grand total	Total corporations	Banks for co-operatives	Commodity Credit Corporation	Export-Import Bank of Washington		Federal Deposit Insurance Corporation	Federal Farm Mortgage Corporation	Federal home loan banks	Federal intermediate credit banks
					Regular lending activities	Defense Production Act of 1950, as amended				
Funds applied:										
To acquisition of assets:										
Loans made:	11,750,670	5,636,960	537,066	995,023	243,479	61		100	409,586	12,077,272
Purchase of investments:										
Public debt securities of United States:	1,416,238	1,375,432	5,244				472,549		731,842	142,636
Other securities:	1,107	1,075								
Purchase, construction, or improvement of fixed assets:	260,922	241,954		1,030	10					
Cost of acquiring collateral on defaulted loans:	54,568	485	436					49		(*)
Other:	395,245	348,575		2345,219			3,356			
Total acquisition of assets:	13,878,750	7,604,481	542,746	1,341,272	243,488	61	475,905	149	1,141,428	2,219,908
To expenses (excluding depreciation and other charges not requiring funds):	2,171,117	1,154,928	6,327	55,080	18,284	(*)	78,669	1,105	16,250	18,805
To retirement of borrowings and capital, and distribution of surplus:										
Repayment of borrowings:										
To U. S. Treasury:										
By cash:	1,725,345	1,452,433		740,837	185,500					
By cancellation of notes:	454,163	454,163		454,163						
To other Government corporations and agencies:	101,975	99,032	73,668							
To the public:	2,225,040	2,209,476	187,830	59,868				115	838,905	1,122,470
Repayment of capital and surplus:										
To U. S. Treasury:	194,676	149,771							10,000	
To others:	16,580	16,534	8,773						1,184	
General fund revenues—deposit of earnings:	363,449									
Dividends:	96,662	88,616			20,000			14,000	4,876	
Other distribution of surplus:	1,102	1,102							77	285
Total retirement of borrowings and capital, and distribution of surplus:	5,178,991	4,471,125	270,271	1,254,868	205,500			14,115	855,042	1,122,755
To increase in working capital and deferred items:	462,207	222,769	4,448	67,971	362	1				146
Other funds applied:	9,118	5,638			5,638					
Total funds applied:	21,700,183	13,458,942	823,791	2,719,190	473,273	62	554,574	15,370	2,012,720	3,361,614

Funds provided:									
By realization of assets:									
Repayment of loans:									
By cash.....	9,192,248	4,733,274	505,527	702,506	169,175		10,443	673,031	1,968,595
By cancellation of corporation notes.....	454,163								
Sale or collection of investments:									
Public debt securities of United States.....	1,237,051	1,216,262	4,997			390,000		666,729	140,167
Capital stock of Government corporations.....									
Other securities.....	36,138	36,133						90	
Sale of fixed assets.....	21,832	17,753		12	1				
Sale of acquired security or collateral.....	28,425	18,537	487			2,131	1,227		
Other.....	902,820	902,449		900,966					
Total realization of assets.....	11,872,676	6,924,408	511,011	1,603,484	169,175	392,131	11,669	1,239,850	2,108,762
By income.....	2,865,163	1,393,404	13,162	19,226	70,097	1	157,953	1,724	23,044
By borrowings, capital and surplus subscriptions, and appropriations:									
Borrowings:									
From U. S. Treasury.....	2,225,392	1,504,079		3 610,000	4 234,000	61			
From other Government corporations and agencies.....	587,723	584,650	70,760						
From the public.....	2,090,461	2,058,841	218,470	59,911				553,450	1,227,010
Capital and surplus subscriptions:									
By U. S. Treasury.....	7,275	7,275							4,675
By others.....	69,467	69,399	10,388					38,553	
Cancellation of notes to U. S. Treasury.....	421,463	421,463		6 421,463					
General fund appropriations—expended.....	1,197,719	268,803							
Other.....									
Total borrowings, capital and surplus subscriptions, and appropriations.....	6,599,499	4,914,510	299,618	1,091,374	234,000	61		592,003	1,231,685
By decrease in working capital and deferred items.....	360,483	226,614		7 5,106		4,490	1,977	157,824	
Other funds provided.....	2,362	6							
Total funds provided.....	21,700,183	13,458,942	823,791	2,719,190	473,273	62	554,574	15,370	3,361,614

*Less than \$500.

1 Includes renewals.

2 Represents purchase of commodities and other costs.

3 Excludes exchanges of notes amounting to \$1,939,000 thousand.

4 Excludes exchanges of notes amounting to \$516,200 thousand.

5 Represents sales and exchange of commodities, and loans transferred to accounts receivable.

6 Represents cancellation of notes to U. S. Treasury for restoration of capital impairment.

7 Represents decrease in cash with United States Treasurer.

TABLE 72.—Source and application of funds of Government corporations and certain other business-type activities, fiscal year 1952—Continued
[In thousands of dollars]

	Corporations—Continued								
	Federal National Mortgage Associa- tion	Federal Savings and Loan Insurance Corpora- tion	Production credit cor- porations	Public Housing Adminis- tration ⁸	Reconstruction Finance Corpora- tion ⁹			Tennessee Valley Authority	Other ¹¹
					Exclusive of assets held for the U. S. Treasury	Assets held for the U. S. Treasury ¹⁰	Defense Production Act of 1950		
Funds applied:									
To acquisition of assets:									
Loans made.....	604, 973			622, 350	89, 651		57, 310		89
Purchase of investments:									
Public debt securities of United States.....		16, 741	6, 421						
Other securities.....			1, 075						
Purchase, construction, or improvement of fixed assets.....	184	7		2, 262				228, 952	9, 509
Cost of acquiring collateral on defaulted loans.....									
Other.....									
Total acquisition of assets.....	605, 157	16, 748	7, 496	624, 612	89, 651		57, 310	228, 952	9, 598
To expenses (excluding depreciation and other charges not requiring funds).....	47, 053	2, 596	1, 644	36, 421	20, 826	585, 844	1, 052	81, 620	183, 352
To retirement of borrowings and capital, and distribution of surplus:									
Repayment of borrowings:									
To U. S. Treasury:									
By cash.....				265, 000	250, 995		5, 100	5, 000	
By cancellation of notes.....									
To other Government corporations and agencies.....	25, 000								364
To the public.....									288
Repayment of capital and surplus:									
To U. S. Treasury.....		7, 529	3, 000			113, 000		11, 047	5, 194
To others.....						6, 559			17
General fund revenues—deposit of earnings.....									
Dividends.....	29, 394				16, 346				4, 000
Other distribution of surplus.....				665					75
Total retirement of borrowings and capital, and distribu- tion of surplus.....	54, 394	7, 529	3, 000	265, 665	267, 341	119, 559	5, 100	16, 047	9, 939
To increase in working capital and deferred items.....				15, 288	96, 945			32, 997	4, 612
Other funds applied.....									
Total funds applied.....	706, 604	26, 873	12, 140	941, 986	474, 763	705, 403	63, 462	359, 616	207, 500

Funds provided:									
By realization of assets:									
Repayment of loans:									
By cash	114,005			463,349	221,304	167	4,748		423
By cancellation of corporation notes									
Sale or collection of investments:									
Public debt securities of United States		8,703	5,656						10
Capital stock of Government corporations									
Other securities			5,007		31,036	(*)			
Sale of fixed assets	108	3		4,482	135	10,534		1,636	843
Sale of acquired security or collateral		1,038			13,643				12
Other		(*)			1,447				36
Total realization of assets	114,113	9,743	10,663	467,831	267,564	10,702	4,748	1,636	1,324
By income	75,895	15,773	1,141	19,514	33,081	651,602	1,368	118,807	169,849
By borrowings, capital and surplus subscriptions, and appropriations:									
Borrowings:									
From U. S. Treasury				431,000	174,118		54,900		
From other Government corporations and agencies	513,890								
From the public									
Capital and surplus subscriptions:									
By U. S. Treasury									2,600
By others								154	20,304
Cancellation of notes to U. S. Treasury									
General fund appropriations—expended			23,642					239,018	6,143
Other									
Total borrowings, capital and surplus subscriptions, and appropriations	513,890			454,642	174,118		54,900	239,172	29,047
By decrease in working capital and deferred items	2,706	1,356	337			43,099	2,446		7,273
Other funds provided									6
Total funds provided	706,604	26,873	12,140	941,986	474,763	705,403	63,462	359,616	207,600

Footnotes 1 through 7 on p. 693.

* Represents activities under the U. S. Housing Act as amended. War housing and other operations of the Administration are shown under "Certain other business-type activities."

† Figures are shown on a preliminary basis.

¹⁰ See table 71, footnote 5. Figures in this table are shown on a net basis.

¹¹ Consists of Defense Homes Corporation (in liquidation); Federal Crop Insurance Corporation; Federal Prison Industries, Inc.; Home Owners' Loan Corporation (liquidated);

Inland Waterways Corporation; Institute of Inter-American Affairs; Smaller War Plants Corporation (in liquidation); The Virgin Islands Corporation; War Damage Corporation (in liquidation); and Panama Canal Company. Effective July 1, 1951, pursuant to act of Sept. 28, 1950 (64 Stat. 1038), and Executive Order No. 10263 of June 29, 1951, the business activities of the Panama Canal, and the Panama Railroad Company were combined in one Federal corporation known as the Panama Canal Company. Figures of the Panama Canal Company are on a preliminary basis.

TABLE 72.—Source and application of funds of Government corporations and certain other business-type activities, fiscal year 1952—Continued

[In thousands of dollars]

	Certain other business-type activities						
	Total certain other business-type activities ¹²	Farmers' Home Administration	Disaster loans, etc. revolving fund (Farmers' Home Administration)	Federal Housing Administration	Office of Housing and Home Finance Administrator ¹³	Public Housing Administration ¹⁴	Rural Electrification Administration
Funds applied:							
To acquisition of assets:							
Loans made.....	6,113,710	159,318	32,623		21,546		235,215
Purchase of investments:							
Public debt securities of United States.....	40,806	250		40,556			
Other securities.....	32			32			
Purchase, construction, or improvement of fixed assets.....	18,968			109		11,007	25
Cost of acquiring collateral on defaulted loans.....	54,083	139	(*)	52,759	162		
Other.....	46,670	193	15				
Total acquisition of assets.....	6,274,269	159,900	32,639	93,456	21,708	11,007	235,241
To expenses (excluding depreciation and other charges not requiring funds).....	1,016,188	45,167	1,414	30,955	1,093	33,876	38,207
To retirement of borrowings and capital, and distribution of surplus:							
Repayment of borrowings:							
To U. S. Treasury:							
By cash.....	272,912	132,467			2,000		35,389
By cancellation of notes.....							
To other Government corporations and agencies.....	2,943			2,943			
To the public.....	15,564			15,564			
Repayment of capital and surplus:							
To U. S. Treasury.....	44,906	2,672				34,247	
To others.....	46					46	
General fund revenues—deposit of earnings.....	363,449				5,265		1
Dividends.....	8,046			8,046			
Other distribution of surplus.....							
Total retirement of borrowings and capital, and distribution of surplus.....	707,865	135,139		26,554	7,265	34,292	35,390
To increase in working capital and deferred items.....	239,438	21,750	923	18,745	11,555	17,019	23,080
Other funds applied.....	3,480				1	3	
Total funds applied.....	8,241,241	361,957	34,975	169,710	41,622	96,197	331,918

¹⁵ 5,665,0087,826
1,022
46,462146,366
3,475

Funds provided:								
By realization of assets:								
Repayment of loans:								
By cash.....	4,458,974	117,157	20,731		7,430	3,116	48,641	¹⁷ 4,261,900
By cancellation of corporation notes.....	454,163							454,163
Sale or collection of investments:								
Public debt securities of United States.....	20,788			20,788				
Capital stock of Government corporations.....								
Other securities.....	6			6				
Sale of fixed assets.....	4,079	8		14	598	2,723		735
Sale of acquired security or collateral.....	9,887	335	5	9,446				101
Other.....	371	235	8			127		
Total realization of assets.....	4,948,268	117,735	20,744	30,254	8,028	5,967	48,641	4,716,898
By income.....	1,471,759	61,867	1,295	104,764	1,535	62,409	34,758	1,205,130
By borrowings, capital and surplus subscriptions, and appropriations:								
Borrowings:								
From U. S. Treasury.....	721,313	153,000			16,500		240,000	311,513
From other Government corporations and agencies.....	3,072			3,072				
From the public.....	31,619			31,619				
Capital and surplus subscriptions:								
By U. S. Treasury.....								
By others.....	68					46		22
Cancellation of notes to U. S. Treasury.....								
General fund appropriations—expended.....	928,916	29,354	12,936		10,545	23,605	8,519	843,958
Other.....								
Total borrowings, capital and surplus subscriptions, and appropriations.....	1,684,989	182,354	12,936	34,692	27,045	23,651	248,519	1,155,793
By decrease in working capital and deferred items.....	133,869				5,014	3,592		125,262
Other funds provided.....	2,356				579			1,777
Total funds provided.....	8,241,241	361,957	34,975	169,710	41,622	96,197	331,918	7,204,861

Footnotes 1 through 7 on p. 693, and footnotes 8 through 11 on p. 695.

¹² Reorganization Plan No. 21, effective May 24, 1950, abolished the U. S. Maritime Commission and transferred its functions into the Department of Commerce. Current data on maritime activities will be published when available.

¹³ Consists of Alaska housing program, community facilities service, housing loans for educational institutions, prefabricated housing loans program, revolving fund for development of isolated defense sites, and slum clearance program.

¹⁴ Consists of Farm Security Administration program, homes conversion program, public war housing program, and veterans' re-use housing program. Figures of the public war housing program are on a preliminary basis.

¹⁵ See table 71, footnote 13.

¹⁶ Includes \$513,890 thousand advanced to an agency not required to report.

¹⁷ Includes \$25,000 thousand repaid by an agency not required to report.

TABLE 73.—*Restoration of capital impairment of the Commodity Credit Corporation as of June 30, 1952*

	Amount
Restoration of capital impairment:	
By appropriations:	
Act of June 25, 1938 (appraisal as of Mar. 31, 1938, H. Doc. 670, 75th Cong.).....	\$94,285,404.73
Act of Aug. 9, 1939 (appraisal as of Mar. 31, 1939, H. Doc. 317, 76th Cong.).....	119,599,918.05
Act of July 3, 1941 (appraisal as of Mar. 31, 1941, H. Doc. 248, 77th Cong.).....	1,637,445.51
Act of Apr. 25, 1945 (appraisal as of Mar. 31, 1944, H. Doc. 48, 79th Cong.).....	1 256,764,881.04
Total appropriations through fiscal year 1951.....	472,287,649.33
Act of July 5, 1952 (appraisal as of June 30, 1951, Public Law 451, 82d Cong.)....	109,391,154.00
Total appropriations including act of fiscal year 1953 covering appraisal as of June 30, 1951.....	581,678,803.33
By cancellation of obligations of the Corporation held by the Treasury:	
Act of July 20, 1946 (appraisal as of June 30, 1945, H. Doc. 54, 79th Cong.).....	\$921,456,561.00
Act of May 26, 1947 (appraisal as of June 30, 1946, H. Doc. 186, 80th Cong.).....	641,832,080.64
Act of Sept. 6, 1950 (appraisal as of June 30, 1949, Public Law 759, 81st Cong.).....	66,698,457.00
Act of Aug. 31, 1951 (appraisal as of June 30, 1950, Public Law 135, 82d Cong.).....	421,462,507.00
	2,051,449,605.64
Less surplus returned to Treasury:	2 2,633,128,408.97
Appraisal as of Mar. 31, 1940.....	43,756,731.01
Appraisal as of Mar. 31, 1942.....	27,815,513.68
Appraisal as of June 30, 1947.....	17,693,492.14
Appraisal as of June 30, 1948.....	48,943,010.36
	138,208,747.19
Net charges to Treasury to restore impaired capital of Commodity Credit Corporation.....	2 2,494,919,661.78

¹ Includes \$39,436,884.93 appropriated for capital impairment applicable to Mar. 31, 1943, appraisal.

² Includes \$109,391,154.00, act of July 5, 1952 (Public Law 451, 82d Cong.).

TABLE 74.—*Reconstruction Finance Corporation notes canceled and recovered through June 30, 1952*

	Cancellations		Recoveries	
	Fiscal year 1952	Total through June 30, 1952	Fiscal year 1952	Total through June 30, 1952
Allocations to governmental agencies, funds for relief pursuant to authorization or direction of Congress, administrative expenses in connection therewith, and interest paid on funds borrowed for these purposes (act of Feb. 24, 1938, Public Law 432).....		\$2,780,673,280.61		
Funds advanced to Federal Housing Administration (act of Mar. 23, 1941, Public Law 24).....		5,000,000.00		
Repurchased capital stock of Federal home loan banks (act of June 30, 1947, Public Law 132).....		122,672,200.00		
Loans to Secretary of Agriculture (act of July 30, 1947, Public Law 266):				
Rural rehabilitation and farm tenancy loans for Farmers' Home Administration program.....		40,367,816.15		
Rural Electrification Administration loans.....		510,848,903.98		
Transfer of public buildings (act of July 30, 1947, Public Law 268).....		9,735,561.99		
Net investment of Defense Homes Corporation (act of June 28, 1948, Public Law 796).....		1,512,930.24		
Unrecovered costs as of June 30, 1947, national defense, war, and reconversion (act of June 30, 1948, Public Law 860):		9,359,742,084.04	\$113,609,840.58	\$288,797,636.12
Strategic and critical materials (act of June 30, 1948, Public Law 860):				
Metals, etc.....		14,479,120.49		
Rubber.....		3,632,421.98		
Total.....		12,848,664,319.48	113,609,840.58	288,797,636.12

TABLE 75.—*Securities owned by the Government (other than World War I and World War II foreign government obligations ¹⁾, June 30, 1952, and changes during 1952*

[On the basis of the face value of the securities received by the United States, with due allowance for repayments. To the extent that the securities are not held in the custody of the Treasury, the statement is made up from reports received from other Government departments and establishments]

Security and issuing agent	Date of authorizing act	Amount owned June 30, 1952	Net increase during 1952	Net decrease during 1952	Explanation of change
Capital stock of Government corporations:					
Banks for cooperatives.....	June 16, 1933, as amended.....	\$178,500,000.00			
Commodity Credit Corporation.....	do.....	100,000,000.00			
Defense Homes Corporation (in liquidation).....	Jan. 22, 1932, as amended.....	10,000,000.00			
Disaster Loan Corporation.....	Feb. 11, 1937, as amended.....	(²)			
Export-Import Bank of Washington.....	June 16, 1933, as amended.....	1,000,000,000.00			
Federal Crop Insurance Corporation.....	Feb. 16, 1938; Aug. 25, 1949.....	27,000,000.00			
Federal Farm Mortgage Corporation.....	Jan. 31, 1934, as amended.....	10,000.00			
Federal home loan banks.....	July 22, 1932, as amended.....			\$10,000,000.00	Repayments of capital funds to miscellaneous receipts.
Federal intermediate credit banks.....	Mar. 4, 1923, as amended.....	60,000,000.00			
Federal National Mortgage Association ³	June 27, 1934, as amended.....	20,000,000.00			
Federal Savings and Loan Insurance Corporation.....	June 27, 1934.....	93,284,000.00		6,716,000.00	Repayments of capital funds to miscellaneous receipts.
Inland Waterways Corporation.....	June 3, 1924, as amended.....	15,000,000.00	\$1,000,000.00		Subscription by Secretary of the Treasury.
Panama Canal Company ⁴	June 28, 1902, as amended.....			⁵ 1.00	Transferred to surplus.
Production credit corporations.....	June 16, 1933, as amended.....	36,235,000.00		3,000,000.00	Repayments to revolving fund.
Public Housing Administration.....	Sept. 1, 1937, as amended.....	1,000,000.00			
Reconstruction Finance Corporation.....	Jan. 22, 1932, as amended.....	100,000,000.00			
Smaller War Plants Corporation (in liquidation).....	June 11, 1942, as amended.....	39,400,000.00		5,000,000.00	Repayments of capital funds to miscellaneous receipts.
U. S. Commercial Company.....	Jan. 22, 1932, as amended.....				Corporation dissolved-stock to be canceled by RFC.
War Damage Corporation (in liquidation) ⁶	do.....	1,000,000.00			
Total capital stock.....		1,681,429,000.00	1,000,000.00	⁷ 24,716,001.00	
Net change in capital stock.....				23,716,001.00	
Paid-in surplus of Government corporations:					
Federal intermediate credit banks.....	Jan 31, 1934.....	5,825,000.00	4,675,000.00		Subscription by Governor of Farm Credit Administration with approval of the Secretary of the Treasury.
Federal National Mortgage Association ³	June 27, 1934, as amended.....	1,000,000.00			
Total paid-in surplus ⁸		6,825,000.00	4,675,000.00		
Net change in paid-in surplus.....			4,675,000.00		

Footnotes at end of table.

TABLE 75.—*Securities owned by the Government (other than World War I and World War II foreign government obligations ¹), June 30, 1952, and changes during 1952—Continued*

Security and issuing agent	Date of authorizing act	Amount owned June 30, 1952	Net increase during 1952	Net decrease during 1952	Explanation of change
Bonds and notes of Government corporations and agencies held by the Treasury:					
Commodity Credit Corporation.....	Mar. 8, 1938, as amended.....	\$1,970,000,000.00	-----	\$585,000,000.00	Net repayments to Treasury including cancellations of \$454,162,507.00.
Export-Import Bank of Washington.....	July 31, 1945, as amended.....	1,088,100,000.00	\$48,500,000.00	-----	Net borrowings from Treasury.
Housing and Home Finance Administrator: Federal National Mortgage Association.....	Reorganization Plan No. 22 of 1950.	2,037,893,115.34	488,890,000.00	-----	Do.
Housing loans for educational institutions.....	Apr. 20, 1950.....	2,000,000.00	2,000,000.00	-----	Borrowings from Treasury.
Prefabricated housing loans program.....	Reorganization Plan No. 23 of 1950, and act of Sept. 1, 1951.	32,170,296.71	5,500,000.00	-----	Do.
Slum clearance program.....	July 15, 1949.....	10,000,000.00	7,000,000.00	-----	Net borrowings from Treasury.
Mutual Security Agency: ⁹					
Guaranty program.....	Apr. 3, 1948, as amended.....	2,510,000.00	1,313,844.34	-----	Borrowings from Treasury.
Loan program.....	Apr. 3, 1948, as amended, and June 15, 1951.	1,147,452,916.22	51,852,916.22	-----	Net borrowings from Treasury.
Public Housing Administration.....	Sept. 1, 1937, as amended.....	655,000,000.00	166,000,000.00	-----	Do.
Reconstruction Finance Corporation.....	Jan. 22, 1932, as amended.....	197,173,214.63	-----	76,877,350.30	Net repayments to Treasury.
Rural Electrification Administration.....	May 20, 1936, as amended.....	¹⁰ 1,731,328,080.49	204,610,837.08	-----	Net borrowings from Treasury.
Secretary of Agriculture (Farmers' Home Administration program).	July 1, 1951; Aug. 31, 1951.....	¹⁰ 78,368,909.01	20,533,187.39	-----	Do.
Secretary of the Army (natural fibers revolving fund).	June 29, 1948.....	-----	-----	100,000,000.00	Repayment to Treasury.
Tennessee Valley Authority.....	May 18, 1933, as amended.....	39,000,000.00	-----	¹¹ 5,000,000.00	Do.
Veterans' Administration (veterans' direct loan program).	Apr. 20, 1950, as amended.....	177,977,603.00	70,867,864.78	-----	Borrowings from Treasury.
Defense Production Act of 1950:					
Defense Materials Procurement Agency ¹²	Sept. 8, 1950.....	333,700,000.00	183,700,000.00	-----	Do.
Export-Import Bank of Washington.....	do.....	60,934.95	60,934.95	-----	Do.
Reconstruction Finance Corporation.....	do.....	57,200,000.00	49,800,000.00	-----	Net borrowings from Treasury.
Secretary of the Interior (Defense Minerals Exploration Administration).	do.....	4,500,000.00	4,000,000.00	-----	Borrowings from Treasury.
Total bonds and notes.....		9,564,433,070.35	1,304,629,584.76	766,877,350.30	
Net change in bonds and notes.....		-----	537,752,234.46	-----	
Other securities:					
Department of the Army: Guaranteed loans (World War II).....	June 11, 1942; July 1, 1944.....	5,217,029.08	-----	13,593.32	Repayments.
Department of the Navy: Guaranteed loans (World War II).....	do.....	439,420.13	-----	49,623.51	Repayments and other deductions.
Disaster loans, etc., revolving fund (Farmers' Home Administration):					
Crop, livestock, and commodity loans.....	Apr. 6, 1949.....	41,164,773.26	11,541,447.55	-----	Net loans made.
Farm Credit Administration: Loans from Agricultural Marketing Act revolving fund.	June 15, 1929, as amended.....	4,987,326.31	-----	68,832,618.20	Net repayments and other deductions.

Farmers' Home Administration: Loans to aid agriculture.....	July 1, 1918, as supplemented Apr. 8, 1935, as supplemented Aug. 14, 1940, as supplemented.	¹⁸ 474,014,773.54	-----	3,227,162.23	Do.
Federal Housing Administration: Mortgage notes and contracts on sales of acquired real estate.....	June 27, 1934, as amended.....	32,524,000.71	9,345,666.97	-----	Net loans made.
Stock in rental and war housing corporations. Title I defaulted notes.....	do.....	438,760.00	26,080.00	-----	Net stock purchased.
Federal Security Agency: Student war loans.....	do.....	48,855,633.41	1,428,520.53	-----	Net loans made.
General Services Administration (Public Works Administration): Loans to States, municipalities, railroads, and others.....	July 2, 1942.....	970,889.79	-----	108,259.11	Net repayments and other deductions.
Housing and Home Finance Administrator: Alaska housing program loans.....	June 16, 1933, as amended.....	86,840,000.00	-----	274,000.00	Net repayments.
Community facilities service loans.....	Apr. 23, 1949.....	8,217,681.90	5,120,880.32	-----	Net loans made.
Interior Department: Indian loans.....	Oct. 14, 1940, as amended.....	1,288,580.89	-----	319,856.77	Repayments and other deductions.
Maritime Administration: Ship construction, and reconditioning loans, ship sales notes, etc.....	June 18, 1934, as amended.....	12,828,334.42	1,197,042.16	-----	Net loans made.
Mutual Security Agency: Loans to foreign governments.....	Sept. 7, 1916, as amended, and Reorganization Plan No. 21 of 1950.....	(¹⁴)	-----	-----	-----
Public Housing Administration: Farm Security Administration program.....	Apr. 3, 1948, as amended, and June 15, 1951.....	¹⁸ 309,728,385.93	309,728,385.93	-----	Net loans made.
Public war housing program.....	Sept. 1, 1937, as amended.....	77,737.14	-----	2,242,394.64	Net repayments and other deductions.
Puerto Rico Reconstruction Administration: Certificates of Cafeteros de Puerto Rico.....	do.....	14,148,396.43	-----	798,322.65	Do.
Loans.....	Apr. 8, 1935, as supplemented.....	5,426.00	-----	-----	-----
Reconstruction Finance Corporation affiliate: Assets held for U. S. Treasury: Loans.....	do.....	8,917,984.00	-----	26,012.00	Net repayments and other deductions.
Other securities.....	June 30, 1948.....	813,263.40	-----	167,160.04	Do.
Rural Electrification Administration: Loans for rural electrification and rural telephone service.....	do.....	3,007,001.00	-----	10.00	Net decrease.
Treasury Department: Advances to Federal Reserve Banks.....	May 20, 1936, as amended.....	¹⁸ 99,849,940.71	-----	17,673,927.25	Net repayments and other deductions.
Credit to United Kingdom.....	June 19, 1934.....	27,546,310.97	-----	-----	-----
Loan.....	July 15, 1946.....	3,705,663,750.00	-----	44,336,250.00	Repayment.
Railroads.....	Executive Order No. 9726, dated May 17, 1946.....	7,000,000.00	-----	-----	-----
Securities received by Bureau of Internal Revenue in settlements of tax liabilities.....	Feb. 28, 1920, as amended.....	5,959,000.00	-----	704.66	Net decrease in securities held.
Subscriptions to International Bank for Reconstruction and Development and to International Monetary Fund.....	Mar. 3, 1863, and opinion of General Counsel of the Treasury Department, Apr. 16, 1937.....	-----	-----	-----	-----
	July 31, 1945.....	3,385,000,000.00	-----	-----	-----

Footnotes at end of table.

TABLE 75.—Securities owned by the Government (other than World War I and World War II foreign government obligations ¹), June 30, 1952, and changes during 1952—Continued

Security and issuing agent	Date of authorizing act	Amount owned June 30, 1952	Net increase during 1952	Net decrease during 1952	Explanation of change
Other securities held by agencies other than corporations listed above—Continued					
Veterans' Administration:					
Guaranteed loans to veterans.....	June 22, 1944, as amended.....	\$28,291,469.00	\$11,107,880.37	-----	Net loans made.
Virgin Islands Corporation, The:					
Loans to aid agriculture and industry.....	June 30, 1949.....	78,100.23	64,173.44	-----	Do.
Defense Production Act of 1950:					
Department of the Army:					
Guaranteed loans.....	Sept. 8, 1950.....	7,188,439.80	4,437,848.91	-----	Net loans purchased.
Department of the Navy:					
Guaranteed loans.....	do.....	4,596,667.66	4,596,667.66	-----	Do.
Total, other securities.....	-----	¹⁷ 8,325,659,075.71	358,594,593.84	\$138,069,894.38	
Net change in other securities.....	-----	-----	220,524,699.46	-----	
Total, all securities.....	-----	¹⁸ 19,578,346,146.06	1,668,899,178.60	929,663,245.68	
Net change in all securities.....	-----	-----	739,235,932.92	-----	
Less:					
Face amount of above securities acquired by Government corporations or agencies from funds or by exchange for obligations:					
Capital stock:					
Housing and Home Finance Administrator.....	-----	20,000,000.00	-----	-----	
Reconstruction Finance Corporation.....	-----	1,000,000.00	-----	-----	
Paid-in surplus:					
Housing and Home Finance Administrator.....	-----	1,000,000.00	-----	-----	
Total face amount of securities owned by the United States.....	-----	¹⁸ 19,556,346,146.06	1,668,899,178.60	929,663,245.68	
Net change during year.....	-----	-----	739,235,932.92	-----	

Amount due the United States from the Central Branch Union Pacific R. R. on account of bonds issued (Pacific Railroad Aid Bonds Acts, approved July 1, 1862, July 2, 1864, and May 7, 1878):

Principal.....	\$1,600,000.00
Interest.....	1,453,682.24
Total.....	3,053,682.24

¹ Excludes World War I funded and unfunded indebtedness of foreign governments, and World War II indebtedness of foreign governments involving lend-lease articles and surplus property sales agreements.

² Corporation functions, assets, and liabilities have been transferred for liquidation to RFC, and ownership of stock by Treasury consists of stock certificate of \$24,000,000 indorsed for \$18,243,104.96 representing payment by RFC. The Treasury has not canceled this stock certificate because there is no authority to do so.

³ Funds of Housing and Home Finance Administrator.

⁴ Effective July 1, 1951, pursuant to act of Sept. 26, 1950 (64 Stat. 1038), and Executive Order No. 10263, dated June 29, 1951, the business activities of the Panama Canal and the Panama Railroad Company were combined in one Federal corporation to be known as Panama Canal Company.

⁵ Pursuant to sec. 246 of act of June 29, 1948 (62 Stat. 1076-1077), the Panama Railroad Company issued to the United States as of July 1, 1948, a receipt for \$1 as evidence of ownership of the Corporation by the United States. This amount has been shown as capital stock and the remainder of the capital stock of the predecessor Corporation, \$6,999,999, is included in surplus. The receipt for \$1, which represents part of the U. S. Government's direct investment in the Corporation, was transferred to surplus during the fiscal year 1952 (see footnote 4).

⁶ Funds of Reconstruction Finance Corporation.

⁷ Represents cash repayments of \$24,716,000 and ownership receipt for \$1 which was transferred to surplus.

⁸ Exclusive of net payments from Treasury, or transfer of assets authorized by law, for which no formal receipts or other evidences of payment are held by Secretary of the Treasury in the following:

Stock corporations:

Inland Waterways Corporation.....	\$12,298,327.85
Public Housing Administration.....	160,808,926.86

Nonstock corporations:

Federal Prison Industries, Inc.....	4,934,001.06
Institute of Inter-American Affairs.....	11,386,336.37
Panama Canal Company.....	405,957,572.57
Reconstruction Finance Corporation affiliate: Assets held for the U. S. Treasury.....	824,790,705.87
Tennessee Valley Authority.....	45,168,951.63
Virgin Islands Corporation, The.....	3,807,007.81

Total.....	1,469,151,830.07
------------	------------------

⁹ This agency superseded the Economic Cooperation Administration, effective Dec. 30, 1951, pursuant to the Mutual Security Act of 1951 (Public Law 165, 82d Cong., approved Oct. 10, 1951), and Executive Order No. 10300, of Nov. 1, 1951.

¹⁰ Figures differ from those shown in tables 66, 67, and 68; see explanation in footnotes 1 and 2 of table 66, and footnotes 2 and 3 of tables 67 and 68.

¹¹ A payment amounting to at least \$2,500,000 is required to be made not later than June 30 of each calendar year under provisions of act of July 30, 1947 (61 Stat. 576-577).

¹² The function of borrowing from the Treasury, and the obligations on all notes issued heretofore by the Administrator, General Services Administration, have been transferred to the Administrator, Defense Materials Procurement Agency, pursuant to Executive Order No. 10281, dated Aug. 28, 1951.

¹³ Excludes borrowings from Treasury of \$78,368,909.01 shown under bonds and notes in preceding part of this table. Funds borrowed from the Treasury and funds appropriated to Farmers' Home Administration are available for the Administration to carry on its activities.

¹⁴ Reorganization Plan No. 21, effective May 24, 1950, abolished the U. S. Maritime Commission, and transferred its functions into the Department of Commerce. Current data on maritime activities will be published when available.

¹⁵ Excludes borrowings from Treasury of \$1,147,452,916.22 shown under bonds and notes in preceding part of this table. Funds borrowed from the Treasury and funds appropriated to Mutual Security Agency are available for the Agency to carry on its loan activities.

¹⁶ Excludes borrowings from Treasury of \$1,731,326,080.49 shown under bonds and notes in preceding part of this table. Funds borrowed from the Treasury and funds appropriated to Rural Electrification Administration are available for the Administration to carry on its activities.

¹⁷ Reserves amounting to \$145,135,643.15 have been established against these securities.

¹⁸ Includes loan amounting to \$7,000,000 held by the U. S. Treasury as of June 30, 1952. The comparable amount as of June 30, 1951, was not included in this table in the 1951 annual report.

TABLE 76.—*Capital stock of Federal home loan banks held on June 30, 1951, repayments on capital stock and dividends earned by the Treasury during the fiscal year 1952*

Bank	Stock held June 30, 1951	Repayments fiscal year 1952	Stock held June 30, 1952	Dividends earned, fiscal year 1952
Little Rock.....	\$5,000,000	\$5,000,000	-----	\$25,000
San Francisco.....	5,000,000	5,000,000	-----	37,500
Total.....	10,000,000	10,000,000	-----	62,500

TABLE 77.—*Securities acquired under the Transportation Act of 1920, or in exchange for securities so acquired by reason of subsequent railroad reorganizations, and held by the Treasury and the Reconstruction Finance Corporation, June 30, 1952*

Securities held June 30, 1952	Interest and div- idends received during 1952
Held by the Treasury:	
Fort Dodge, Des Moines & Southern Ry. Co.:	
\$100,000 general mortgage, 4% income bonds, Series B.....	\$6,400.00
10,000 shares common stock @ \$10.00.....	-----
Chicago, Milwaukee, St. Paul and Pacific R. R. Co.:	
32,070 shares of 5% noncumulative preferred stock.....	-----
Georgia & Florida Ry. (receiver): ¹	
\$1,100,000 first mortgage, 6% gold bonds, Series A.....	-----
Waterloo, Cedar Falls & Northern Ry. Co.:	
\$2,200,000 general mortgage, 7% gold bonds, due May 1, 1950 ²	-----
Held by the Reconstruction Finance Corporation:	
Seaboard Air Line R. R. Co.: ³	
\$5,785,800 general mortgage, 4½% income bonds, Series A.....	81,724.43
\$72 scrip certificate on above.....	-----
9,543.16 shares of preferred stock.....	11,928.75
Voting trust certificate for 102,273.08 shares of common stock.....	102,273.00
Total.....	202,326.18

¹ Securities held by the Treasury but administered by the Reconstruction Finance Corporation pursuant to Executive Order 9744, Sept. 30, 1946.

² No provision for payment of these securities was made in reorganization proceedings of the carriers.

³ Securities administered by the Reconstruction Finance Corporation pursuant to Executive Order 9543, Apr. 3, 1945. The securities were all sold during the fiscal year and the proceeds of the sales deposited into the Treasury.

TABLE 78.—*Dividends, interest, etc., received by the Treasury from Government corporations and other enterprises in which the Government has a financial interest, fiscal year 1952*

	Amount
Commodity Credit Corporation:	
Interest on capital stock outstanding.....	\$1,875,000.00
Interest on borrowings from U. S. Treasury.....	31,494,458.53
Export-Import Bank of Washington:	
The Board of Directors of the Bank declared a dividend from net income for the year ended June 30, 1951, which was paid to the Treasurer of the U. S. on July 31, 1951.....	20,000,000.00
Interest on borrowings from U. S. Treasury.....	17,256,003.09
Farmers' Home Administration:	
Interest on borrowings from U. S. Treasury.....	1,364,396.96
Federal Farm Mortgage Corporation:	
Pursuant to Public Law 135, 82d Cong., approved Aug. 31, 1951, all cash funds in excess of operating requirements for the current fiscal year are to be declared as dividends and paid into the Treasury.....	14,000,000.00
Federal home loan banks:	
Dividends.....	62,500.00
Federal intermediate credit banks:	
Franchise tax.....	299,524.50
Federal Prison Industries, Inc.:	
Dividends.....	4,000,000.00
Federal Savings and Loan Insurance Corporation:	
Interest on capital stock outstanding.....	1,875,000.00
Home Owners' Loan Corporation (liquidated):	
Payment made representing surplus from liquidation of corporation.....	193,588.64
Housing and Home Finance Administration:	
Federal National Mortgage Association:	
The Board of Directors of the Corporation declared a dividend out of retained earnings at June 30, 1951, which was paid to the Housing and Home Finance Administrator. On Aug. 31, 1951, the Administrator deposited this dividend into the Treasury.....	29,000,000.00
Interest on borrowings from U. S. Treasury.....	30,009,528.75
Housing loans for educational institutions:	
Interest on borrowings from U. S. Treasury.....	484.04
Prefabricated housing loans program:	
Interest on borrowings from U. S. Treasury.....	475,785.25
Slum clearance program:	
Interest on borrowings from U. S. Treasury.....	41,124.45
Mutual Security Agency:	
Interest on borrowings from U. S. Treasury.....	294,973.63
Public Housing Administration (U. S. Housing Act):	
Interest on borrowings from U. S. Treasury.....	11,860,086.45
Reconstruction Finance Corporation:	
In accordance with act of May 25, 1948 (62 Stat. 261-262), dividends representing the accumulated net income in excess of \$250,000,000 for the fiscal year 1951 were paid into the Treasury.....	16,345,812.26
Interest on borrowings from U. S. Treasury.....	4,676,939.35
Rural Electrification Administration:	
Interest on borrowings from U. S. Treasury.....	30,036,635.34
Tennessee Valley Authority:	
Receipts from power operations.....	11,047,124.61
Interest on borrowings from U. S. Treasury.....	778,125.00
Veterans' Administration (veterans' direct loan program):	
Interest on borrowings from U. S. Treasury.....	951,424.77
Defense Production Act of 1950:	
Defense Materials Procurement Agency:	
Interest on borrowings from U. S. Treasury.....	1,944,524.30
Export-Import Bank of Washington:	
Interest on borrowings from U. S. Treasury.....	279.95
Reconstruction Finance Corporation:	
Interest on borrowings from U. S. Treasury.....	143,932.21
Secretary of the Interior (Defense Minerals Exploration Administration):	
Interest on borrowings from U. S. Treasury.....	3,306.21
Total.....	230,030,556.29

Stock and Circulation of Money in the United States

TABLE 79.—*Stock of money, money in the Treasury, in the Federal Reserve Banks, and in circulation, by kinds, June 30, 1952*

[In thousands of dollars, except per capita figures]

Kind of money	Stock of money	Money held in the Treasury					Money outside of the Treasury			
		Total	Amount held as security against gold and silver certificates (and Treasury notes of 1890)	Reserve against United States notes (and Treasury notes of 1890)	Held for Federal Reserve Banks and agents	All other money	Total	Held by Federal Reserve Banks and agents	In circulation ¹	
									Amount	Per capita ²
Gold.....	³ \$23,346,498	\$23,346,498	\$22,181,144	\$156,039		\$1,009,316				
Gold certificates.....	⁴ (22,181,144)	⁴ (19,327,733)			⁴ \$ (19,327,733)		\$2,853,411	\$2,815,556	\$37,855	\$0.24
Standard silver dollars.....	491,897	297,412	254,086			43,326	194,485	3,179	191,306	1.22
Silver bullion.....	2,093,041	2,093,041	2,093,041							
Silver certificates.....	⁴ (2,345,982)						2,345,982	258,171	2,087,811	13.30
Treasury notes of 1890.....	⁴ (1,145)						1,145		1,145	.01
Subsidiary silver.....	1,117,889	4,592				4,592	1,113,297	20,406	1,092,891	6.96
Minor coin.....	402,702	3,198				3,198	399,505	6,023	393,482	2.51
United States notes.....	346,681	1,987				1,987	344,694	26,364	318,330	2.03
Federal Reserve notes.....	25,753,570	63,530				63,530	25,690,040	1,084,882	24,605,158	156.70
Federal Reserve Bank notes.....	223,100	365				365	222,735	2,150	220,584	1.40
National bank notes.....	78,367	217				217	78,150	787	77,364	.49
Total June 30, 1952.....	53,853,745	25,810,840	24,528,270	156,039	⁴ (19,327,733)	⁶ 1,126,530	⁷ 33,243,443	4,217,518	29,025,925	184.86

Paper currency of each denomination in circulation—June 30, 1952									Comparative totals of money in circulation ¹		
Denomination	Gold certificates	Silver certificates	Treasury notes of 1890	United States notes	Federal Reserve notes	Federal Reserve Bank notes	National bank notes	Total	Date	Amount	Per capita ²
One dollar.....		\$1, 132, 484	\$293	\$5, 453		\$1, 502	\$340	\$1, 140, 072	June 30, 1952	\$29, 025, 925	\$184. 86
Two dollars.....		2, 836	177	64, 749		343	162	68, 267	May 31, 1952	28, 767, 020	183. 46
Five dollars.....		799, 447	325	237, 872	\$1, 000, 490	3, 500	12, 181	2, 053, 814	Jan. 31, 1952	28, 386, 322	181. 97
Ten dollars.....	\$9, 719	152, 126	222	6, 653	6, 111, 391	19, 326	23, 580	6, 323, 017	Dec. 31, 1951	29, 205, 979	187. 48
Twenty dollars.....	14, 624	653	70	2, 538	9, 089, 575	52, 151	27, 008	9, 186, 618	June 30, 1951	27, 809, 230	180. 17
Fifty dollars.....	4, 113	157	1	500	2, 466, 284	53, 628	6, 147	2, 530, 830	June 30, 1950	27, 156, 290	179. 03
One hundred dollars.....	5, 905	92	30	603	5, 061, 102	90, 134	7, 777	5, 165, 643	June 30, 1945	26, 746, 438	191. 61
Five hundred dollars.....	1, 349	7		454	342, 359		87	344, 255	June 30, 1940	7, 847, 501	59. 46
One thousand dollars.....	2, 041	9	26	508	522, 497		21	525, 102	June 30, 1935	5, 567, 093	43. 75
Five thousand dollars.....	290				3, 420			3, 710	June 30, 1930	4, 521, 988	36. 74
Ten thousand dollars.....	130				8, 040			8, 170	June 30, 1925	4, 815, 208	41. 57
Fractional parts.....							63	63	Oct. 31, 1920	5, 698, 215	53. 18
Deduct:	38, 169	2, 087, 811	1, 145	319, 330	24, 605, 158	220, 584	77, 364	27, 349, 560	Mar. 31, 1917	4, 172, 946	40. 49
Unknown, destroyed.....				1, 000				1, 000	June 30, 1914	3, 459, 434	34. 90
Unassorted, held by Treasury offices and Federal Reserve Banks.....	314							314	Jan. 1, 1879	816, 267	16. 76
Total.....	37, 855	2, 087, 811	1, 145	318, 330	24, 605, 158	220, 584	77, 364	27, 348, 246			

NOTE.—For a description of security held, see table 81, footnote 2.

¹ The money in circulation includes any paper currency held outside the continental limits of the United States.

² Based on Bureau of the Census estimates of population.

³ Does not include gold other than that held by the Treasury.

⁴ These amounts are not included in the total, since the gold or silver held as security against gold and silver certificates and Treasury notes of 1890 is included under gold, standard silver dollars, and silver bullion, respectively.

⁵ This total includes credits with the Treasurer of the United States payable in gold

certificates in (1) the Gold Certificate Fund—Board of Governors, Federal Reserve System, in the amount of \$18,636,697,347, and (2) the redemption fund for Federal Reserve notes in the amount of \$691,035,166.

⁶ Includes \$131,000,000 lawful money deposited as a reserve for Postal Savings deposits.

⁷ The amount of gold and silver certificates and Treasury notes of 1890 should be deducted from this amount before combining with total money held in the Treasury to arrive at the total amount of money in the United States.

⁸ Lowest amount since Dec. 31, 1951.

⁹ Highest amount to date.

TABLE 80.—*Stock of money, money in the Treasury, in the Federal Reserve Banks, and in circulation, June 30, 1913-52*¹

[In thousands of dollars, except per capita figures]

June 30	Stock of money ²	Money held in the Treasury					Money outside of the Treasury			
		Total ³	Amount held as security against gold and silver certificates (and Treasury notes of 1890)	Reserve against United States notes (and Treasury notes of 1890)	Held for Federal Reserve Banks and agents ³	All other money	Total	Held by Federal Reserve Banks and agents	In circulation	
									Amount ⁴	Per capita ⁵
1913	\$3,777,021	\$1,834,112	\$1,475,783	\$150,000	-----	\$208,329	\$3,418,692	-----	\$3,418,692	\$35.16
1915	4,050,783	1,967,665	1,619,429	152,977	-----	195,259	3,702,547	\$382,965	3,319,582	33.01
1920	8,158,496	2,379,664	704,638	152,979	\$1,184,276	337,771	6,483,470	1,015,881	5,467,589	51.36
1925	8,299,382	4,176,381	2,059,799	153,621	1,752,744	210,217	6,182,799	1,367,591	4,815,208	41.57
1930	8,306,564	4,021,937	1,978,448	156,039	1,796,239	91,211	6,263,075	1,741,087	4,521,988	36.74
1935	15,113,035	9,997,362	7,131,431	156,039	5,532,590	2,709,891	6,714,514	1,147,422	5,567,093	43.75
1936	17,402,493	11,851,635	9,355,224	156,039	5,304,027	2,340,372	9,602,055	3,360,854	6,241,200	48.74
1937	19,376,690	13,685,480	10,240,964	156,039	6,030,913	3,288,477	9,901,261	3,454,205	6,447,056	50.05
1938	20,096,865	14,535,627	12,233,068	156,039	7,829,838	2,146,520	9,984,467	3,503,576	6,480,891	49.77
1939	23,754,736	17,862,071	15,299,262	156,039	10,708,118	2,407,369	10,483,210	3,436,467	7,046,743	53.84
1940	28,457,960	21,836,936	19,651,067	156,039	14,938,895	2,029,829	11,333,196	3,485,695	7,847,501	59.40
1941	32,774,611	24,575,186	22,300,087	156,039	17,506,167	2,119,059	12,993,346	3,390,914	9,612,432	72.07
1942	35,840,908	24,783,526	22,596,352	156,039	17,750,403	2,031,135	15,903,331	3,520,465	12,382,866	91.84
1943	40,868,266	24,466,764	22,109,035	156,039	17,408,945	2,111,690	17,931,591	3,770,331	17,421,260	127.42
1944	44,805,301	23,173,693	20,878,641	156,039	16,194,111	2,139,012	26,316,138	3,811,797	22,504,342	162.61
1945	48,009,400	22,202,115	19,923,738	156,039	15,239,072	2,122,338	30,491,950	3,745,512	26,746,438	191.61
1946	49,648,011	22,649,365	20,397,885	156,039	15,287,592	2,095,441	32,108,928	3,863,941	28,244,997	199.76
1947	50,599,352	23,633,353	22,318,880	156,039	17,223,658	1,158,433	32,061,222	3,763,994	28,297,227	196.33
1948	52,601,129	25,890,134	24,563,132	156,039	19,442,373	1,170,962	31,831,755	3,928,896	27,902,859	190.81
1949	53,103,980	26,861,355	25,554,811	156,039	20,429,710	1,150,505	31,367,726	3,874,816	27,492,910	184.33
1950	52,440,353	26,646,409	25,348,625	156,039	20,166,524	1,141,744	30,976,045	3,819,755	27,156,290	179.03
1951	50,985,939	24,175,565	22,894,641	156,039	17,698,722	1,124,884	32,006,293	4,197,063	27,809,230	180.17
1952	53,853,745	25,810,840	24,528,270	156,039	19,327,733	1,126,530	33,245,443	4,217,518	29,025,925	184.86

¹ Revised.

² Figures differ slightly from monthly circulation statements for following reasons: (a) Beginning June 30, 1922, form of circulation statement was revised so as to include in holdings of Federal Reserve Banks and agents, and hence in stock of money, gold bullion and foreign gold coin held by Federal Reserve Banks and agents, and to include in holdings of Federal Reserve Banks and agents, and hence exclude from money in circulation, all forms of money held by Federal Reserve Banks and agents, whether as reserve against Federal Reserve notes or otherwise. For sake of comparableness, figures in this table for earlier years include these changes. For full explanation of this revision, see 1922 annual report, p. 433. (b) The form of circulation statement was revised again beginning Dec. 31, 1927, so as to exclude earmarked gold coin from stock of money, and hence from money in circulation; to include in holdings of Federal Reserve Banks and agents, and hence in stock of money, gold held abroad for account of Federal Reserve Banks; and to include in all categories, minor coin (1-cent piece and 5-cent piece). Beginning Dec. 31, 1927, circulation statement is dated for end of month instead of beginning of succeeding month, as was practice theretofore, and figures on revised basis for "Money held in the Treasury" are used. For sake of comparableness, figures in this table for earlier years

include these changes. For full explanation of this revision, see 1928 annual report, pp. 70-71. For figures for all years from 1860 through 1934, see 1947 annual report, pp. 478-481. Changes, minor in amount, are made in some figures in the June 30 circulation statements for use in these annual report tables.

³ Excludes gold and silver certificates and Treasury notes of 1890 outside Treasury. Beginning with 1934, excludes amount (gold certificates) held for Federal Reserve Banks and agents. These items are excluded since gold and silver held as security against them are included. Composition of the stock of money is shown in table 81.

⁴ From 1934 to date, amount (gold certificates) held for Federal Reserve Banks and agents is excluded from total money in Treasury, see footnote 2.

⁵ Composition of money in circulation is shown in table 82.

⁶ Based on Bureau of Census estimated population for continental United States.

⁷ On February 26, 1947, gold in amount of \$1,800,000,000 held for account of exchange stabilization fund was used as follows: (1) \$687,500,000.11 was paid to International Monetary Fund; (2) \$275,224,999.89 was transferred to gold certificate fund, Board of Governors, Federal Reserve System; and (3) \$837,275,000 was transferred to general fund of Treasury (and is included in this column).

TABLE 81.—*Stock of money, by kinds, June 30, 1913-52*¹

[Dollars in thousands]

June 30	Gold *	Silver bullion *	Standard silver dollars *	Subsidiary silver	Minor coin	United States notes *	Federal Reserve notes *	Federal Reserve Bank notes *	National bank notes *	Total *	Percentage of gold to total money
1913.....	\$1, 870, 762	-----	\$568, 273	\$175, 196	\$56, 951	\$346, 681	-----	-----	\$759, 158	\$3, 777, 021	49. 53
1915.....	1, 985, 539	-----	568, 272	185, 430	61, 327	346, 681	\$84, 261	-----	819, 274	4, 050, 783	49. 02
1920.....	2, 865, 482	-----	268, 857	258, 855	92, 479	346, 681	3, 405, 877	\$201, 226	719, 038	8, 158, 496	35. 12
1925.....	4, 360, 382	-----	522, 061	283, 472	104, 004	346, 681	1, 942, 240	7, 176	733, 306	8, 299, 382	52. 54
1930.....	4, 534, 866	-----	539, 960	301, 978	126, 001	346, 681	1, 746, 501	3, 260	698, 317	8, 306, 564	54. 59
1935.....	9, 115, 643	\$313, 309	545, 642	312, 416	133, 010	346, 681	3, 492, 854	84, 354	769, 096	15, 113, 035	60. 32
1936.....	10, 608, 417	708, 211	517, 080	331, 716	139, 057	346, 681	4, 296, 310	53, 300	371, 722	17, 402, 493	60. 96
1937.....	12, 318, 271	835, 196	547, 080	358, 899	150, 954	346, 681	4, 508, 973	38, 472	272, 164	19, 376, 690	63. 57
1938.....	12, 962, 954	1, 037, 163	547, 079	373, 461	167, 183	346, 681	4, 420, 815	30, 840	220, 688	20, 096, 865	64. 50
1939.....	16, 110, 079	1, 230, 586	547, 079	379, 812	161, 147	346, 681	4, 763, 989	26, 074	189, 292	23, 754, 736	67. 82
1940.....	19, 963, 091	1, 353, 162	547, 078	402, 261	173, 909	346, 681	5, 481, 778	22, 809	167, 190	28, 457, 960	70. 15
1941.....	22, 624, 198	1, 435, 909	547, 078	447, 248	199, 364	346, 681	7, 001, 521	20, 704	151, 909	32, 774, 611	69. 03
1942.....	22, 736, 705	1, 505, 844	547, 077	529, 814	224, 748	346, 681	9, 790, 727	18, 976	140, 337	35, 840, 908	63. 44
1943.....	22, 387, 522	1, 519, 746	538, 906	659, 968	244, 850	346, 681	14, 404, 174	632, 971	133, 358	40, 868, 266	54. 78
1944.....	21, 173, 066	1, 520, 134	494, 337	734, 488	276, 393	346, 681	19, 527, 974	605, 011	127, 218	44, 805, 301	47. 26
1945.....	20, 212, 973	1, 520, 295	493, 943	825, 798	303, 539	346, 681	23, 650, 975	533, 979	121, 215	48, 009, 400	42. 10
1946.....	20, 269, 934	1, 909, 099	493, 580	878, 958	325, 978	346, 681	24, 839, 323	469, 343	115, 114	49, 648, 011	40. 83
1947.....	21, 266, 490	1, 923, 913	493, 462	922, 656	348, 889	346, 681	24, 780, 495	409, 443	107, 323	50, 599, 352	42. 03
1948.....	23, 532, 460	1, 955, 072	493, 100	952, 299	359, 506	346, 681	24, 503, 331	358, 321	100, 358	52, 601, 129	44. 74
1949.....	24, 466, 324	1, 988, 559	492, 857	989, 458	371, 956	346, 681	24, 040, 979	313, 333	93, 835	53, 103, 980	46. 07
1950.....	24, 230, 720	2, 022, 835	492, 583	1, 001, 574	378, 463	346, 681	23, 602, 680	277, 202	87, 615	52, 440, 353	46. 21
1951.....	21, 755, 888	2, 057, 227	492, 249	1, 041, 946	388, 646	346, 681	24, 574, 934	245, 987	82, 382	50, 985, 939	42. 67
1952.....	23, 346, 498	2, 093, 041	491, 897	1, 117, 889	402, 702	346, 681	25, 753, 570	223, 100	78, 367	53, 853, 745	43. 35

¹ See table 80, footnote 1. For figures for all years from 1860 through 1934, see 1947 annual report, pp. 432-434.

* Part of gold and silver included in stock of money is held as reserve against other kinds of money, as follows: (1) As reserve for United States notes and Treasury notes of 1890—gold bullion (gold coin and bullion prior to gold conservation actions of 1933 and 1934) varying in amount from \$150,000,000 to \$156,039,431 during years included in this table; (2) also as security for Treasury notes of 1890 (these notes are being canceled and retired on receipt)—an equal dollar amount in standard silver dollars; (3) as security for outstanding silver certificates—silver in bullion and standard silver dollars of monetary value equal to face amount of such silver certificates; and (4) as security for gold certificates—gold bullion (gold coin and bullion before gold actions of 1933 and 1934) of value at legal standard equal to face amount of such gold certificates. Federal Reserve notes are secured by deposit by Federal Reserve Banks with Federal Reserve agents of like amount of gold certificates (gold prior to actions of 1933 and 1934) or of gold certificates and such discounted or purchased paper as are eligible under terms of Federal Reserve Act, as amended, or (from Feb. 27, 1932) of direct obligations of United States. Federal Reserve Banks must maintain reserves in gold certificates (gold for 1933 and prior years)

of at least 25 percent (40 percent prior to passage of act of June 12, 1945) including redemption fund which must be deposited with Treasurer of United States, against Federal Reserve notes in actual circulation ("Gold certificates" as herein used for 1934 and subsequent years include credits with Treasurer of United States payable in gold certificates). Federal Reserve notes are obligations of United States and first lien on all assets of issuing Federal Reserve Bank. Federal Reserve Bank notes at time of issuance were secured by direct obligations of United States or commercial paper; however, lawful money has been deposited with Treasurer of United States for their redemption and they are in process of retirement. National bank notes at issuance were secured by direct obligations of United States; lawful money has been deposited with Treasurer for their redemption and they are being retired.

² Totals involve duplication to extent that United States notes and Federal Reserve notes, included in full, are in part secured by gold, also included in full. Gold certificates, silver certificates, and Treasury notes of 1890 have been excluded, however, since they are complete duplications of equal amounts of gold or silver held as security therefor and included in totals.

TABLE 82.—*Money in circulation, by kinds, June 30, 1913-52*¹

[In thousands of dollars]

June 30	Gold coin	Gold certificates ²	Standard silver dollars	Silver certificates ³	Treasury notes of 1890 ³	Subsidiary silver	Minor coin	United States notes ³	Federal Reserve notes ³	Federal Reserve Bank notes ³	National bank notes ³	Total
1913.....	608,401	1,003,998	72,127	469,129	2,657	154,458	54,954	337,215	-----	-----	715,754	3,418,692
1915.....	587,537	821,869	64,499	463,147	2,245	159,043	58,516	309,796	70,810	-----	782,120	3,319,582
1920.....	474,822	259,007	76,749	97,606	1,656	248,863	90,958	278,144	3,064,742	185,431	689,608	5,467,589
1925.....	402,297	1,004,823	54,289	382,780	1,387	262,009	100,307	282,578	1,636,108	6,921	681,709	4,815,208
1930.....	357,236	994,841	38,629	386,915	1,260	281,231	117,436	288,389	1,402,066	3,206	650,779	4,521,988
1935.....	(⁴)	117,167	32,308	701,474	1,182	295,773	125,125	285,417	3,222,913	81,470	704,263	5,567,093
1936.....	(⁴)	100,771	35,029	954,592	1,177	316,476	134,691	278,190	4,002,216	51,954	366,105	6,241,200
1937.....	(⁴)	88,116	38,046	1,078,071	1,172	340,827	144,107	281,459	4,168,780	37,616	268,862	6,447,056
1938.....	(⁴)	78,500	39,446	1,230,156	1,169	341,942	145,625	262,155	4,114,338	30,118	217,441	6,460,891
1939.....	(⁴)	71,930	42,407	1,453,573	1,166	361,209	154,869	265,962	4,483,552	25,593	186,480	7,046,743
1940.....	(⁴)	66,793	46,020	1,581,662	1,163	384,187	168,977	247,887	5,163,284	22,373	165,155	7,847,501
1941.....	(⁴)	62,872	52,992	1,713,508	1,161	433,485	193,963	299,514	6,684,209	20,268	150,460	9,612,432
1942.....	(⁴)	59,399	66,093	1,754,255	1,158	503,947	213,144	316,886	9,310,135	18,717	139,131	12,382,866
1943.....	(⁴)	56,909	83,701	1,648,571	1,155	610,005	235,672	322,343	13,746,612	584,162	132,130	17,421,260
1944.....	(⁴)	53,964	103,325	1,587,691	1,154	700,022	262,775	322,293	18,750,201	597,030	125,887	22,504,342
1945.....	(⁴)	52,084	125,178	1,650,689	1,150	788,283	291,996	322,587	22,867,459	527,001	120,012	26,746,438
1946.....	(⁴)	50,223	140,319	2,025,178	1,149	843,122	316,994	316,743	23,973,006	464,315	113,948	28,244,997
1947.....	(⁴)	47,794	148,452	2,080,728	1,147	875,971	331,039	320,403	23,999,004	406,260	106,429	28,297,227
1948.....	(⁴)	45,158	156,340	2,080,869	1,146	918,691	346,112	321,485	23,600,323	353,499	99,235	27,902,859
1949.....	(⁴)	42,665	163,894	2,060,852	1,145	939,568	355,316	318,658	23,209,437	308,821	92,524	27,492,910
1950.....	(⁴)	40,772	170,185	2,177,251	1,145	964,709	360,886	320,781	22,760,285	273,788	86,488	27,156,290
1951.....	(⁴)	39,070	180,013	2,092,174	1,145	1,019,824	378,350	318,173	23,456,018	243,261	81,202	27,809,230
1952.....	(⁴)	37,855	191,306	2,087,811	1,145	1,092,891	393,482	318,330	24,605,158	220,584	77,364	29,025,925

¹ See table 80, footnote 1. For figures for all years from 1860 through 1934, see 1947 annual report, pp. 485-487.

² For description of reserves held against various kinds of money, see table 81, footnote 2.

³ Gold Reserve Act of 1934, which was culmination of gold actions of 1933, vested in

United States title to all gold coin and gold bullion. Gold coin was withdrawn from circulation and formed into bars. Gold coin (\$287,000,000) shown on Treasury records as being then outstanding was dropped from monthly circulation statement as of Jan. 31, 1934.

TABLE 83.—*Paper currency issued and redeemed during the fiscal year 1952, and outstanding June 30, 1952, by classes and denominations.*

CLASS	Issued during 1952	Redeemed during 1952	Outstanding June 30, 1952		
			In Treasury	In Federal Reserve Banks	Outside Treasury and Federal Reserve Banks
Gold certificates.....		\$1, 430, 980	\$316, 030	\$2, 815, 555, 600	\$37, 855, 409
Silver certificates.....	\$1, 731, 084, 000	1, 719, 284, 400	19, 078, 292	258, 171, 172	2, 087, 810, 890
United States notes.....	180, 908, 000	180, 908, 000	1, 987, 353	26, 363, 955	318, 329, 708
Treasury notes of 1890.....			2, 080		1, 144, 506
Federal Reserve notes.....	7, 123, 275, 000	5, 944, 639, 175	63, 529, 879	1, 084, 881, 995	24, 605, 157, 650
Federal Reserve Bank notes.....		22, 886, 655	365, 249	2, 150, 120	220, 584, 477
National bank notes.....		4, 014, 269	217, 085	786, 600	77, 363, 783
Total.....	9, 035, 267, 000	7, 873, 163, 479	85, 495, 959	4, 187, 909, 442	27, 348, 246, 423
DENOMINATION					
\$1.....	1, 182, 944, 000	1, 116, 939, 941	16, 186, 581	218, 986, 112	1, 140, 071, 842
\$2.....	28, 888, 000	24, 233, 218	462, 878	12, 235, 850	68, 266, 826
\$5.....	1, 482, 410, 000	1, 452, 950, 560	12, 815, 130	177, 468, 740	2, 053, 814, 305
\$10.....	2, 676, 290, 000	2, 464, 935, 520	13, 967, 130	359, 365, 260	6, 323, 016, 652
\$20.....	2, 601, 920, 000	2, 070, 573, 240	24, 933, 480	329, 640, 780	9, 186, 613, 396
\$50.....	407, 600, 000	267, 791, 000	6, 298, 350	88, 703, 000	2, 530, 829, 815
\$100.....	584, 000, 000	349, 479, 500	6, 156, 100	120, 943, 200	5, 165, 643, 020
\$500.....	19, 515, 000	32, 148, 500	2, 116, 500	18, 156, 500	344, 255, 250
\$1,000.....	43, 600, 000	86, 852, 000	2, 246, 000	37, 446, 000	525, 101, 500
\$5,000.....	820, 000	310, 000		3, 690, 000	3, 710, 000
\$10,000.....	7, 280, 000	6, 950, 000		11, 180, 000	8, 170, 000
\$100,000.....				2, 810, 100, 000	
Fractional parts.....					62, 627
Unassorted.....			313, 810		
Deduct:	9, 035, 267, 000	7, 873, 163, 479	85, 495, 959	4, 187, 909, 442	27, 349, 560, 233
Unknown, destroyed.....					1,000,000
Unassorted.....					313, 810
Total.....	9, 035, 267, 000	7, 873, 163, 479	85, 495, 959	4, 187, 909, 442	27, 348, 246, 423

Customs Statistics

TABLE 84.—*Summary of customs collections and expenditures, fiscal year 1952*
[On basis of the accounts of the Bureau of Customs]

Collections ¹	Amount	Appropriations and expenditures	Amount
Customs collections:		Appropriation for salaries and expenses, Bureau of Customs:	
Duties on imports.....	\$549, 730, 153	Regular.....	\$37, 500, 000
Miscellaneous collections (fines, penalties, etc.).....	5, 080, 307	Supplemental.....	3, 000, 000
Total.....	554, 810, 460	Net appropriation.....	40, 500, 000
Collections for other departments, bureaus, etc.:		Expenditures, obligations incurred by:	
Internal revenue taxes.....	190, 457, 385	Collectors of customs.....	30, 229, 991
Department of Justice.....	2, 798, 785	Agency Service (investigation).....	1, 822, 050
Other governmental agencies.....	74, 329	Appraisers of merchandise.....	4, 642, 157
Total for others.....	193, 330, 499	Chief chemists.....	670, 802
Total collections.....	748, 140, 959	Comptrollers of customs.....	1, 173, 343
		Customs Information Exchange.....	282, 610
		Administrative.....	1, 607, 970
		Total obligations incurred.....	40, 428, 923
		Balance of appropriations.....	71, 077
		Appropriation "Refunds and draw-back".....	21, 000, 000
		Expenditures for refunds, draw-backs, and minor payments of a similar nature.....	18, 635, 572
		Balance of appropriation.....	2, 364, 428

¹ Excludes duties and sale of insular property for Puerto Rico, but includes other Puerto Rican collections.

TABLE 85.—Customs collections and payments, by districts, fiscal year 1952

District	Collections ¹					Payments			Cost to collect \$100
	Duties and miscellaneous customs collections	Department of Justice	Bureau of Internal Revenue	Other collections	Total	Excessive duties and other refunds	Drawback	Expenses (net obligations)	
Alaska.....	\$70,958	\$4,649	\$196	\$19	\$75,822	\$177	-----	\$166,222	\$219.23
Arizona.....	4,617,203	5,011	1,124	1,513	4,624,851	27,568	-----	332,539	7.19
Buffalo.....	12,071,344	76,814	608,559	1,130	12,757,847	172,103	\$5,217	1,076,610	8.44
Chicago.....	12,305,114	4,824	15,552,987	1,171	27,864,096	417,889	85,965	870,088	3.12
Colorado.....	239,739	-----	176,025	2	415,766	6,791	-----	46,038	11.07
Connecticut.....	2,264,694	184	1,131,445	841	3,397,104	35,726	2,026	120,855	3.56
Dakota.....	2,120,655	18,020	175,283	105	2,314,063	21,601	-----	415,795	17.97
Duluth and Superior.....	1,833,350	1,779	1,320	150	1,836,599	13,245	47	242,104	13.18
El Paso.....	3,652,309	16,146	15,719	161	3,684,335	27,924	-----	849,870	23.71
Florida.....	8,217,489	355,085	2,425,163	3,775	11,001,512	67,212	5,735	1,078,557	9.80
Galveston.....	13,086,332	9,562	2,989,336	2,273	16,087,503	184,107	24,649	502,222	3.12
Georgia.....	3,814,686	10,935	110,982	551	3,937,154	35,277	281	197,110	5.01
Hawaii.....	1,664,532	72,480	396,286	1,845	2,035,143	88,104	-----	489,166	24.04
Indiana.....	1,297,420	-----	5,551,785	611	6,849,816	2,742	6	77,743	1.13
Kentucky.....	787,060	-----	88,822	348	876,230	2,550	94,416	64,042	6.17
Laredo.....	5,303,296	43,409	149,134	4,452	5,500,291	85,401	-----	934,667	16.99
Los Angeles.....	12,022,362	23,523	9,375,575	3,767	21,425,227	255,233	34,990	1,015,387	4.74
Maine and New Hampshire.....	2,845,923	19,656	1,701	328	2,867,603	27,757	129	862,105	30.06
Maryland.....	14,412,437	30,306	3,194,958	1,313	17,639,011	437,432	150,494	1,284,956	7.28
Massachusetts.....	66,440,261	37,846	4,554,901	3,355	71,036,363	403,882	227,004	2,422,408	3.41
Michigan.....	16,131,747	82,128	30,260,184	1,801	46,475,860	150,091	83,077	1,480,639	3.19
Minnesota.....	1,306,669	-----	768,750	220	2,075,639	19,581	26,683	179,976	8.67
Mobile.....	1,869,768	4,632	130,378	625	2,005,403	89,662	-----	130,744	9.01
Montana and Idaho.....	359,289	6,480	310	81	366,100	83,501	23	221,571	60.51
New Orleans.....	24,955,252	65,130	1,135,105	3,010	26,158,497	179,970	337,271	1,301,915	4.98
New York.....	221,858,908	1,558,856	67,817,637	16,575	291,251,976	7,615,564	3,913,183	13,505,523	4.64
North Carolina.....	10,239,141	344	122	76	10,239,683	39,143	-----	105,267	1.03
Ohio.....	6,739,789	4,071	3,542,356	5,146	10,291,362	497,614	153,759	409,248	3.99
Oregon.....	1,912,122	5,862	812,129	1,049	2,731,162	51,762	80	272,392	9.97

Philadelphia.....	45,256,401	21,356	3,024,290	3,193	48,305,240	948,588	364,692	1,627,046	3.37
Pittsburgh.....	2,259,896	-----	1,128,739	945	3,389,580	30,895	2,170	104,821	3.09
Rhode Island.....	3,915,730	8,528	222,106	781	4,147,145	46,186	4,049	112,684	2.72
Rochester.....	1,101,494	456	681,839	1,040	1,684,829	26,868	2,213	159,400	9.46
Sabine.....	87,241	4,314	7,220	685	99,460	250	-----	105,080	105.65
St. Lawrence.....	6,851,091	49,428	16,265,693	164	23,166,378	57,823	3,635	796,661	3.44
St. Louis.....	2,987,713	-----	1,184,864	753	4,173,330	54,706	16,903	182,937	4.38
San Diego.....	996,821	37,894	11,462	1,406	1,017,583	6,140	-----	494,704	48.62
San Francisco.....	11,035,000	33,444	9,213,838	2,460	20,284,742	317,437	247,371	1,620,044	7.99
South Carolina.....	2,753,785	2,694	180,296	100	2,936,875	20,896	-----	92,679	3.17
Tennessee.....	2,566,098	-----	77,423	189	2,643,710	3,573	14,558	50,838	1.92
Vermont.....	3,853,737	35,637	207,716	268	4,097,358	37,338	2,859	781,286	19.07
Virginia.....	9,477,512	12,994	7,389	1,044	9,498,939	93,630	-----	490,965	5.17
Washington.....	5,871,742	77,586	7,052,953	1,503	13,003,784	63,436	4,853	1,213,487	9.33
Wisconsin.....	1,526,278	24	323,285	2,153	1,851,740	10,595	3,242	118,247	6.39
Puerto Rico.....	60,072	56,698	-----	1,352	118,122	244	-----	-----	-----
Items not assigned to districts.....	-----	-----	-----	-----	-----	-----	-----	1,780,933	-----
Total.....	554,810,460	2,798,785	190,457,385	74,329	748,140,959	12,723,132	5,912,440	40,428,923	5.40
Collections deposited to the credit of government of Puerto Rico.....	3,368,356	-----	-----	-----	3,368,356	-----	-----	-----	-----
Grand total.....	558,178,816	2,798,785	190,457,385	74,329	751,509,315	12,723,132	5,912,440	40,428,923	-----

¹ Customs receipts, on the basis of reports of collecting officers, are credited to the districts in which the collections are made. Receipts in various districts do not indicate the tax burden of the respective districts, since the taxes may be borne eventually by

persons in other districts. Customs duties and sale of insular government property for Puerto Rico (\$3,368,356) are deposited to the credit of the Government of Puerto Rico.
² Bureau and foreign.

TABLE 86.—*Values of dutiable and taxable imports for consumption and estimated duties and taxes collected by tariff schedules, fiscal years 1951 and 1952*

Tariff schedule	Value of dutiable and taxable imports for consumption		Estimated duties and import taxes ¹		Percentage increase, or decrease (—)	
	1951	1952	1951	1952	Value	Duty
1. Chemicals, oils, and paints.....	\$220,129,759	\$160,310,598	\$31,841,684	\$19,144,814	-27.2	-39.9
2. Earths, earthenware, and glassware.....	109,378,960	119,488,671	28,345,802	30,932,036	9.2	9.1
3. Metals and manufactures.....	895,719,922	848,604,900	110,144,640	99,758,158	-5.3	-9.4
4. Wood and manufactures.....	255,386,397	199,275,638	10,296,452	9,202,080	-22.0	-10.6
5. Sugar, molasses, and manufactures.....	385,656,174	390,291,548	37,354,229	36,547,361	1.2	-2.2
6. Tobacco and manufactures.....	81,568,778	87,459,030	19,472,548	18,646,601	7.2	-4.2
7. Agricultural products and provisions.....	750,463,296	707,741,588	73,298,484	67,634,969	-5.7	-7.7
8. Spirits, wines, and other beverages.....	128,096,796	125,981,254	32,798,060	30,142,327	-1.7	-8.1
9. Cotton manufactures.....	48,954,127	38,756,635	11,232,225	8,913,642	-20.8	-20.6
10. Flax, hemp, jute, and manufactures.....	172,830,354	172,917,403	11,263,820	8,881,122	0.1	-21.2
11. Wool and manufactures.....	658,562,949	519,231,350	110,575,755	91,064,489	-21.2	-17.6
12. Silk manufactures.....	36,447,779	27,052,577	11,203,264	8,266,067	-25.8	-26.2
13. Manufactures of rayon and other synthetic textiles.....	49,561,523	43,699,462	10,916,610	7,198,323	-11.8	-34.1
14. Pulp, paper, and books.....	36,558,377	35,909,117	3,537,227	3,269,755	-1.8	-7.6
15. Sundries.....	387,815,539	286,259,251	67,768,964	52,800,696	-26.2	-22.1
Free-list commodities taxable under Revenue Act of 1932 and subsequent acts....	695,066,702	601,052,592	42,885,077	47,152,537	-13.5	10.0
Dutiable under Sec. 466, Tariff Act of 1930, etc.....	6,205,324	3,759,053	1,862,377	1,363,149	-39.4	-26.8
Total.....	4,918,402,756	4,367,790,667	614,797,216	540,918,124	-11.2	-12.0

¹ Taxes collected on dutiable commodities under the revenue acts and the Sugar Act of 1937 are included in appropriate schedules.TABLE 87.—*Value of dutiable imports and amounts of duties collected at specific, ad valorem, and compound rates, fiscal years 1938-52*
(In millions of dollars)

Fiscal year	Total		Specific		Ad valorem		Compound		Average ad valorem equivalent				Percent of total value			Percent of total duty		
	Value	Duty	Value	Duty	Value	Duty	Value	Duty	Total	Specific	Ad valorem	Compound	Specific	Ad valorem	Compound	Specific	Ad valorem	Compound
1938.....	909	348	575	224	277	90	57	34	38	39	33	60	63	31	6	64	26	10
1939.....	820	312	502	206	268	78	50	28	38	41	29	57	61	33	6	66	25	9
1940.....	920	340	611	245	265	71	44	24	37	40	27	56	66	29	5	72	21	7
1941.....	1,011	385	769	315	205	50	37	20	38	41	24	53	76	20	4	82	13	5
1942.....	1,166	386	894	319	226	45	46	22	33	36	20	49	77	19	4	83	12	5
1943.....	1,032	330	827	288	174	28	31	14	32	35	16	45	80	17	3	87	9	4
1944.....	1,249	421	1,015	372	201	36	33	13	34	37	18	39	81	16	3	88	9	3
1945.....	1,199	343	910	283	251	45	38	15	29	31	18	38	76	21	3	83	13	4
1946.....	1,592	429	1,103	323	430	83	59	23	27	29	19	39	69	27	4	75	19	6
1947.....	2,096	476	1,508	333	513	115	75	28	23	22	22	39	72	24	4	70	24	6
1948.....	2,489	402	1,878	271	530	105	81	26	16	14	20	32	76	21	3	63	26	6
1949.....	2,839	374	2,138	233	589	109	112	32	13	11	19	28	75	21	4	63	29	8
1950.....	3,064	415	2,338	264	616	117	110	34	14	11	19	31	76	20	4	64	28	8
1951.....	4,919	615	3,511	346	1,202	207	206	62	13	10	17	30	71	25	4	56	34	10
1952.....	4,368	541	3,002	294	1,171	191	195	56	12	10	16	28	69	26	5	55	35	10

TABLE 88.—*Estimated customs duties, value of imports entered for consumption, and ratio of duties to value of dutiable imports and to value of all imports, calendar years 1942-51 and monthly January 1951-June 1952*¹

[Dollars in thousands]

Calendar year and month	Estimated duties (including taxes on imports)	Value of imports entered for consumption		Ratio of dutiable to total	Ratio of duties to value of	
		Total	Dutiable		Dutiable imports	Total imports
				Percent	Percent	Percent
1942.....	\$318,490	\$2,780,317	\$1,009,679	36.32	31.54	11.46
1943.....	391,540	3,390,101	1,207,301	35.61	32.43	11.55
1944.....	368,234	3,887,490	1,164,561	29.96	31.62	9.47
1945.....	382,212	4,093,101	1,350,487	32.95	28.30	9.33
1946.....	482,860	4,824,902	1,889,228	39.16	25.56	10.00
1947.....	427,679	5,666,321	2,213,764	39.07	19.32	7.55
1948.....	404,778	7,092,032	2,908,978	41.02	13.91	5.71
1949.....	364,618	6,591,640	2,709,716	41.11	13.46	5.53
1950.....	522,337	8,734,546	3,967,246	45.42	13.17	5.98
1951.....	591,261	10,845,572	4,851,594	44.73	12.19	5.45
1951-January.....	55,802	1,016,043	448,681	44.16	12.44	5.49
February.....	51,658	935,668	439,780	47.00	11.75	5.52
March.....	56,472	1,033,994	444,809	43.02	12.70	5.46
April.....	53,278	958,953	441,753	46.16	12.06	5.57
May.....	50,370	945,784	422,600	44.68	11.92	5.33
June.....	47,260	920,899	410,518	44.58	11.51	5.13
July.....	46,778	885,919	397,069	44.82	11.78	5.28
August.....	48,184	891,994	400,248	44.87	12.04	5.40
September.....	42,524	759,282	341,746	45.01	12.44	5.60
October.....	49,680	870,795	399,476	45.87	12.44	5.71
November.....	46,798	827,697	369,990	44.70	12.65	5.65
December.....	42,459	800,544	334,924	41.84	12.68	5.30
1952-January.....	45,696	914,909	380,108	41.55	12.02	4.99
February.....	42,695	901,070	360,993	40.06	11.83	4.74
March.....	44,116	971,654	346,517	35.66	12.73	4.54
April.....	45,443	935,067	351,672	37.61	12.92	4.86
May.....	43,778	843,220	353,218	41.89	12.39	5.19
June.....	42,768	857,259	331,828	38.71	12.89	4.99

¹ Amount of customs duties is calculated on basis of reports of Bureau of the Census showing quantity and value of merchandise imported. Figures back to 1867 can be found in annual reports for 1930, p. 523; 1932, p. 382; and corresponding tables in subsequent reports.

TABLE 89.—Estimated customs duties, value of dutiable imports, and ratio of estimated duties to value of dutiable imports, by tariff schedules, calendar years 1942-51 and monthly January 1951-June 1952¹

[Dollars in thousands]

Calendar year and month	Estimated duties	Value of dutiable imports	Ratio of duties to imports	Estimated duties	Value of dutiable imports	Ratio of duties to imports	Estimated duties	Value of dutiable imports	Ratio of duties to imports	Estimated duties	Value of dutiable imports	Ratio of duties to imports
	Schedule 1.—Chemicals, oils, and paints			Schedule 2.—Earths, earthenware, and glassware			Schedule 3.—Metals and manufactures			Schedule 4.—Wood and manufactures		
			Percent			Percent			Percent			Percent
1942.....	\$10,261	\$47,203	22.50	\$4,786	\$19,031	25.15	\$28,040	\$102,300	27.41	\$2,413	\$46,185	5.22
1943.....	7,634	41,480	18.40	4,071	18,399	22.13	31,434	120,054	26.18	1,642	27,852	5.90
1944.....	8,037	54,122	14.85	3,103	10,764	28.83	28,919	117,660	24.58	2,297	37,291	6.16
1945.....	10,051	71,859	13.99	3,884	14,760	26.31	38,496	150,019	25.66	2,867	44,563	6.43
1946.....	13,622	90,198	15.10	9,546	30,941	30.85	50,628	197,984	25.57	4,191	54,610	7.67
1947.....	16,578	119,282	13.90	13,643	44,308	30.79	51,079	246,376	20.73	3,073	42,112	7.30
1948.....	14,252	114,896	12.40	15,321	60,710	25.24	53,421	348,465	15.33	4,624	127,501	3.63
1949.....	10,635	77,975	13.64	16,220	59,496	27.26	48,513	337,977	14.35	4,564	97,541	4.68
1950.....	23,133	149,773	15.45	21,935	82,737	26.51	35,475	658,793	5.38	8,514	237,168	3.59
1951.....	25,749	200,441	12.85	31,663	120,317	26.32	108,145	927,602	11.66	9,866	211,590	4.66
1951—January.....	3,254	24,031	13.54	2,292	8,980	25.52	9,835	83,958	11.71	841	17,099	4.92
February.....	2,439	22,184	15.50	2,135	7,818	27.31	7,669	64,574	11.88	838	15,424	5.43
March.....	2,913	21,201	13.74	2,600	9,642	26.97	10,192	81,632	12.49	1,018	20,084	5.07
April.....	2,638	20,164	13.08	2,607	10,366	25.15	10,250	83,669	12.25	1,141	20,473	5.57
May.....	2,626	20,846	12.61	2,718	10,334	26.30	9,295	77,333	12.01	989	19,271	5.13
June.....	1,667	13,706	12.16	2,696	11,056	24.38	9,153	77,828	11.76	783	17,825	4.42
July.....	1,482	12,258	12.09	2,768	11,676	23.71	8,656	75,692	11.44	756	18,427	4.10
August.....	1,635	15,576	10.50	2,956	11,223	26.34	8,378	75,558	11.09	674	17,241	3.91
September.....	1,877	13,755	13.65	2,758	9,480	29.09	8,067	70,847	11.39	632	15,953	3.96
October.....	1,663	13,435	12.38	2,837	9,935	28.56	8,907	76,023	11.72	667	18,201	3.66
November.....	1,288	11,462	11.24	2,824	10,339	27.31	9,166	79,108	11.59	797	17,616	4.52
December.....	1,263	11,824	10.68	2,473	9,467	26.12	8,577	81,330	10.55	724	13,962	5.19
1952—January.....	2,458	20,613	11.92	2,479	10,173	24.37	9,028	81,213	11.12	813	12,528	6.49
February.....	1,729	15,325	11.28	2,247	8,928	25.17	7,913	64,663	12.24	753	14,225	5.29
March.....	1,376	11,548	11.92	2,670	11,002	24.27	7,922	63,594	12.46	919	17,716	5.19
April.....	1,236	9,766	12.66	2,317	8,834	26.23	7,964	62,151	12.81	870	16,708	5.21
May.....	1,405	11,927	11.78	2,335	9,160	25.49	7,301	67,204	12.76	827	17,533	4.70
June.....	1,733	12,821	13.52	2,268	9,272	24.46	7,879	61,223	12.87	770	19,112	4.03

Calendar year and month	Esti- mated duties	Value of dutiable imports	Ratio of duties to imports	Esti- mated duties	Value of dutiable imports	Ratio of duties to imports	Esti- mated duties	Value of dutiable imports	Ratio of duties to imports	Esti- mated duties	Value of dutiable imports	Ratio of duties to imports
	Schedule 5.—Sugar, molasses, and manufactures			Schedule 6.—Tobacco and manufactures			Schedule 7.—Agricultural products and provisions			Schedule 8.—Spirits, wines, and other beverages		
			Percent			Percent			Percent			Percent
1942.....	\$36,056	\$134,811	26.75	\$22,505	\$37,779	59.57	\$41,368	\$178,729	23.15	\$28,811	\$56,695	50.82
1943.....	55,730	194,349	28.68	23,044	43,209	53.33	40,256	248,557	16.30	61,563	83,094	74.09
1944.....	29,096	101,071	28.79	24,882	65,930	37.74	37,584	266,284	14.11	85,671	115,304	74.30
1945.....	10,430	35,418	29.45	28,253	82,278	34.34	42,542	314,005	13.55	45,340	67,923	66.75
1946.....	10,167	42,524	23.91	24,916	89,337	27.89	43,405	354,680	12.24	50,520	95,150	53.10
1947.....	67,280	436,404	15.42	25,757	92,367	27.89	36,347	311,800	11.66	31,718	67,305	47.13
1948.....	34,565	336,010	10.29	23,784	79,943	29.75	56,729	529,066	10.72	23,834	86,434	27.57
1949.....	37,206	345,063	10.76	23,522	75,278	31.25	51,914	489,055	10.62	24,145	69,594	26.95
1950.....	37,635	359,948	10.46	19,534	78,654	24.84	66,673	623,196	10.70	29,284	116,485	25.14
1951.....	34,957	368,691	9.48	20,484	87,831	23.32	71,369	785,114	9.09	31,456	125,405	25.08
1951—January.....	2,845	29,470	9.65	1,753	7,404	23.68	6,818	64,835	10.52	2,550	9,388	27.16
February.....	3,484	35,982	9.68	1,627	6,696	24.41	8,176	110,407	7.41	2,251	8,298	27.13
March.....	3,709	38,016	9.76	1,668	6,897	24.18	6,734	57,532	11.70	2,413	9,269	26.03
April.....	3,387	34,615	9.78	1,600	6,624	24.15	5,930	57,671	10.28	2,335	8,783	26.59
May.....	2,678	28,846	9.28	1,804	7,158	25.20	6,159	64,254	9.59	2,371	8,826	26.86
June.....	2,490	30,038	8.31	1,629	6,467	25.19	4,937	62,997	7.84	2,435	9,794	24.86
July.....	3,223	35,227	9.15	1,662	6,780	24.51	4,962	57,283	8.66	2,172	8,682	25.02
August.....	3,434	37,192	9.23	1,988	7,773	25.58	5,040	57,127	8.82	2,160	8,934	24.18
September.....	2,856	28,516	10.02	1,731	7,215	23.99	4,710	64,858	8.59	2,766	11,420	24.22
October.....	3,405	33,201	10.26	2,348	11,628	20.19	5,931	69,726	8.51	3,971	16,714	23.76
November.....	2,548	26,087	9.77	1,707	8,410	20.30	6,137	69,599	8.82	3,160	13,083	24.15
December.....	892	11,500	7.76	1,965	4,809	20.07	5,836	58,825	9.92	2,873	12,214	23.52
1952—January.....	2,567	28,585	8.98	1,486	7,248	20.50	6,393	62,846	10.17	2,063	8,634	23.89
February.....	2,910	28,392	10.25	1,422	7,262	19.58	6,455	69,185	9.33	1,950	8,041	24.25
March.....	3,757	36,896	10.18	1,260	6,191	20.35	6,343	51,008	12.44	2,456	10,253	23.95
April.....	4,067	41,160	9.88	1,295	6,504	19.91	5,997	50,362	11.91	2,185	9,200	23.75
May.....	3,994	51,190	7.80	1,470	7,281	20.19	4,906	51,242	9.57	2,223	9,556	23.26
June.....	2,893	32,344	8.94	1,311	6,357	20.62	4,926	55,681	8.85	2,164	9,251	23.39

Footnotes at end of table.

TABLE 89.—Estimated customs duties, value of dutiable imports, and ratio of estimated duties to value of dutiable imports, by tariff schedules, calendar years 1942-51 and monthly January 1951-June 1952—Continued

Calendar year and month	Esti- mated duties	Value of dutiable imports	Ratio of duties to imports	Esti- mated duties	Value of dutiable imports	Ratio of duties to imports	Esti- mated duties	Value of dutiable imports	Ratio of duties to imports	Esti- mated duties	Value of dutiable imports	Ratio of duties to imports
	Schedule 9.—Cotton manufactures			Schedule 10.—Flax, hemp, jute, and manufactures			Schedule 11.—Wool and manufactures			Schedule 12.—Silk manufactures		
			Percent			Percent			Percent			Percent
1942.....	\$2,548	\$8,270	30.81	\$6,639	\$52,309	12.69	\$112,972	\$178,771	63.19	\$411	\$855	48.07
1943.....	2,707	8,946	30.26	4,857	40,635	11.95	134,360	218,316	61.54	209	438	47.72
1944.....	1,900	6,709	28.32	2,252	10,047	22.41	114,379	179,016	63.89	307	598	51.34
1945.....	4,533	26,392	17.18	3,982	17,863	22.29	144,039	229,513	62.76	927	1,928	48.08
1946.....	5,453	23,451	23.25	15,394	106,202	14.50	167,759	276,042	60.77	2,459	5,159	47.66
1947.....	4,921	15,086	30.78	13,878	149,880	9.26	95,072	199,090	47.75	5,272	10,930	48.23
1948.....	6,224	26,079	23.87	10,000	173,155	5.77	81,410	291,730	27.91	6,258	20,398	30.68
1949.....	5,376	22,510	23.88	7,035	141,656	4.97	58,040	239,329	24.25	5,670	21,483	26.40
1950.....	9,742	40,999	23.76	9,279	144,843	6.41	94,294	394,178	23.91	8,953	29,272	30.59
1951.....	10,875	47,661	22.82	11,098	184,027	6.03	103,170	721,552	14.30	9,672	31,687	30.52
1951—January.....	956	4,193	22.80	1,225	21,444	5.71	11,385	63,093	18.04	1,147	3,658	31.36
February.....	1,141	5,305	21.51	860	9,805	8.77	8,442	50,702	16.65	1,172	3,742	31.32
March.....	1,296	5,726	22.63	1,229	16,937	7.26	10,757	75,328	14.28	953	3,107	30.67
April.....	896	3,850	23.27	1,087	17,281	6.29	11,072	89,853	12.32	663	2,248	29.49
May.....	1,051	4,723	22.25	907	13,483	6.73	9,410	79,196	11.88	588	1,998	29.43
June.....	856	3,731	22.94	802	16,428	4.88	8,599	72,701	11.83	529	1,853	28.55
July.....	877	3,744	23.42	931	20,765	4.48	7,789	55,975	13.92	552	1,858	29.71
August.....	882	3,752	23.51	936	16,979	5.51	8,843	64,964	13.61	778	2,561	30.38
September.....	784	3,318	23.63	782	11,236	6.96	5,613	40,856	13.74	715	2,318	30.85
October.....	726	3,177	22.85	762	12,704	6.51	7,313	51,601	14.17	848	2,758	30.75
November.....	769	3,314	23.20	793	13,225	6.00	6,551	37,817	17.32	941	3,038	30.97
December.....	642	2,827	22.71	784	13,740	5.71	7,397	39,465	18.74	786	2,519	30.84
1952—January.....	819	3,609	22.69	706	12,745	5.54	7,633	42,485	17.97	870	2,780	31.29
February.....	698	3,020	23.11	744	19,909	3.74	7,529	39,649	18.99	592	1,901	31.14
March.....	707	2,963	23.86	667	12,915	5.16	6,978	35,880	19.45	710	2,292	30.98
April.....	756	3,341	22.63	691	14,555	4.75	8,781	41,046	21.39	486	1,622	29.96
May.....	600	2,659	22.56	622	14,389	4.32	8,830	37,863	23.32	495	1,692	29.26
June.....	655	3,032	21.60	464	9,755	4.76	7,808	31,630	24.69	492	1,686	29.18

Calendar year and month	Esti- mated duties	Value of dutiable imports	Ratio of duties to imports	Esti- mated duties	Value of dutiable imports	Ratio of duties to imports	Esti- mated duties	Value of dutiable imports	Ratio of duties to imports	Esti- mated duties	Value of dutiable imports	Ratio of duties to imports
	Schedule 13.—Manufactures of rayon or other synthetic textiles			Schedule 14.—Pulp, paper, and books			Schedule 15.—Sundries			Free-list commodities taxable under the Revenue Act of 1932 and subsequent acts ² dutiable under section 466, Tariff Act of 1930, etc.		
			Percent			Percent			Percent			Percent
1942.....	\$81	\$202	40.10	\$1,643	\$9,534	17.23	\$13,411	\$96,819	13.85	\$6,183	\$40,185	15.39
1943.....	113	219	51.60	1,029	7,432	13.85	17,457	115,815	15.07	5,163	38,506	13.41
1944.....	198	362	54.70	1,038	7,711	13.46	21,069	118,006	17.85	7,502	73,677	10.18
1945.....	1,252	2,529	49.51	1,260	8,773	14.36	33,008	170,234	19.39	11,347	112,430	10.09
1946.....	5,341	15,819	33.76	1,980	15,692	12.62	60,854	334,444	18.20	16,626	156,996	10.59
1947.....	4,623	15,686	29.47	3,186	23,304	13.67	39,468	207,728	19.00	15,784	231,207	6.83
1948.....	6,744	28,136	23.97	3,442	29,803	11.54	45,419	267,551	16.98	18,750	389,100	4.82
1949.....	1,706	7,233	23.59	2,199	21,443	10.26	43,374	225,844	19.21	24,499	457,636	5.35
1950.....	7,877	35,209	22.37	2,691	27,144	9.91	61,370	338,043	18.15	35,947	650,803	5.52
1951.....	9,296	49,146	18.92	3,673	39,231	9.36	58,832	336,008	17.51	50,956	615,319	8.28
1951—January.....	1,162	5,041	23.05	308	3,178	9.69	5,428	33,319	16.29	4,003	69,588	5.75
February.....	935	4,199	22.27	316	3,263	9.68	5,724	31,880	17.95	3,450	59,531	5.80
March.....	890	3,872	22.99	342	3,444	9.93	5,927	34,758	17.05	3,830	57,382	6.67
April.....	970	4,433	21.88	337	3,387	9.95	4,655	27,281	17.06	3,710	51,057	7.27
May.....	677	3,018	22.43	368	3,922	9.38	4,699	28,237	16.64	4,026	51,106	7.88
June.....	911	5,566	16.37	348	3,679	9.45	4,470	27,379	16.33	4,944	49,468	9.99
July.....	901	5,556	16.22	311	3,391	9.17	4,899	31,228	15.69	4,836	48,527	9.97
August.....	745	4,562	16.33	291	3,130	9.30	5,086	28,687	17.73	4,359	44,987	9.69
September.....	645	3,960	16.29	245	2,701	9.07	4,342	23,272	18.66	4,001	42,037	9.52
October.....	540	3,408	15.85	267	3,026	8.82	4,834	25,149	19.22	4,661	48,790	9.55
November.....	444	2,643	16.80	286	3,333	8.58	4,828	23,868	20.23	4,560	47,049	9.69
December.....	477	2,888	16.52	254	2,776	9.15	3,939	20,949	18.80	4,576	45,798	9.99
1952—January.....	622	3,706	16.78	292	3,152	9.26	4,533	22,582	20.07	2,936	57,211	5.13
February.....	726	4,435	16.37	230	2,613	8.80	4,153	22,111	18.78	2,643	51,336	5.15
March.....	826	5,087	16.24	295	3,154	9.35	4,235	22,920	18.48	2,995	53,099	5.64
April.....	560	3,401	16.47	292	3,082	9.47	4,141	22,874	18.10	3,805	57,063	6.67
May.....	354	2,028	17.46	260	2,821	9.22	3,859	20,969	18.40	4,298	55,655	7.72
June.....	360	2,025	17.78	247	2,730	9.05	3,951	21,649	18.25	4,846	53,260	9.10

¹ Amount of customs duties is calculated on basis of reports of Bureau of the Census, showing quantity and value of merchandise imported. Total estimated duties and total value of dutiable imports will be found in table 88. For figures back to 1890 see annual reports for 1930, p. 525; 1932, p. 383; and corresponding tables in subsequent reports.

² Taxes collected on dutiable commodities under revenue acts and Sugar Act of 1937 are included in appropriate schedules.

TABLE 90.—Value of dutiable imports for consumption and estimated duties collected, by countries, fiscal years 1951 and 1952

Country	Value		Duty		Percentage increase, or decrease (—)	
	1951	1952	1951	1952	Value	Duty
North America:						
Canada and Newfoundland.....	\$993,682,502	\$889,424,324	\$67,193,299	\$53,990,668	-10.5	-19.6
Central American countries.....	6,072,260	6,261,859	482,985	375,281	3.1	-22.3
Cuba.....	408,779,635	402,189,273	43,002,816	41,408,728	-1.6	-3.7
Dominican Republic.....	12,632,854	17,223,229	1,582,762	994,718	36.3	-37.2
Haiti.....	2,956,796	3,603,554	242,891	283,425	21.9	16.7
Jamaica.....	1,084,177	1,141,210	283,871	258,584	5.3	-8.9
Mexico.....	181,656,376	154,359,356	18,364,650	20,224,941	-15.0	10.1
Netherlands Antilles.....	116,226,400	111,075,434	9,575,894	11,489,906	-4.4	20.0
Trinidad and Tobago.....	5,983,215	4,617,387	473,122	549,717	-22.8	16.2
Other.....	1,845,582	1,392,908	192,682	116,400	-24.5	-39.6
Total North American.....	1,730,913,797	1,591,288,534	141,394,972	120,692,368	-8.1	-8.3
South America:						
Argentina.....	158,557,527	99,741,335	23,448,342	14,446,883	-37.1	-38.4
Bolivia.....	7,171,264	1,261,039	1,019,544	144,062	-82.4	-85.9
Brazil.....	55,985,113	60,835,056	4,598,932	3,758,032	-9.2	-18.3
Chile.....	84,184,296	10,745,371	7,940,398	1,506,035	-87.2	-81.0
Colombia.....	40,468,211	39,930,944	2,213,458	2,980,161	-1.3	34.6
Ecuador.....	5,395,942	4,251,803	629,984	330,572	-21.2	-37.6
Paraguay.....	5,061,669	4,272,853	499,501	375,558	-15.6	-24.8
Peru.....	38,267,492	29,523,235	5,150,649	2,539,782	-22.9	-50.8
Surinam.....	11,852,509	15,096,928	949,727	1,196,693	27.4	26.0
Uruguay.....	151,193,927	53,232,763	25,185,325	9,653,362	-64.8	-61.7
Venezuela.....	285,436,803	293,140,006	14,964,988	21,319,163	2.7	42.5
Other.....	1,419,498	2,154,486	129,912	150,392	51.8	15.8
Total South America.....	844,994,251	604,185,819	86,639,760	58,400,635	-28.5	-32.6
Europe:						
Austria.....	19,801,275	22,536,310	2,875,926	2,801,639	13.8	-2.6
Belgium.....	158,693,759	136,026,898	17,864,348	14,370,749	-14.3	-19.6
Bulgaria.....	801,479	2,284,091	182,659	433,645	185.0	137.4
Czechoslovakia.....	25,384,938	7,005,102	5,638,158	1,643,864	-72.4	-70.8
Denmark.....	13,533,835	18,438,810	1,615,437	1,895,853	36.2	17.4
Finland.....	8,946,044	6,049,397	1,332,663	831,904	-32.4	-37.6
France.....	183,343,410	149,323,832	31,236,261	24,816,089	-18.6	-20.6
Germany.....	150,029,964	172,241,747	24,697,902	27,126,849	14.8	9.8
Greece.....	15,916,774	15,634,812	2,842,689	2,672,425	-1.7	-6.0
Hungary.....	1,936,539	1,755,887	339,486	287,398	-9.3	-15.3
Iceland.....	4,007,317	9,122,301	508,016	835,367	127.6	64.4
Ireland.....	3,996,453	9,469,697	563,167	927,088	137.0	64.6
Italy.....	112,353,601	109,295,891	24,679,939	22,227,156	-2.7	-9.9
Netherlands.....	70,709,246	60,632,843	6,793,558	5,908,809	-5.8	-13.0
Norway.....	35,742,631	27,716,201	3,586,480	2,658,140	-22.5	-25.9
Poland.....	8,988,599	7,544,606	777,678	698,103	-16.1	-10.2
Portugal.....	11,024,207	15,859,998	2,943,246	3,251,363	43.9	10.5
Spain.....	47,752,287	43,892,094	8,395,350	6,901,159	-8.1	-17.8
Sweden.....	26,131,962	29,101,586	3,616,140	4,183,502	11.4	15.7
Switzerland.....	121,954,584	113,354,562	37,402,972	34,132,829	-7.1	-8.7
Turkey.....	42,442,982	42,908,331	11,845,593	16,669,075	2.1	-15.1
United Kingdom.....	335,286,176	311,339,507	67,046,387	60,208,209	-7.1	-10.2
U. S. S. R.....	7,160,564	5,540,501	1,205,912	1,055,628	-22.6	-12.5
Yugoslavia.....	17,090,023	15,268,678	1,718,292	1,157,941	-10.7	-32.6
Other.....	1,386,849	885,045	539,608	456,525	-36.2	-15.4
Total Europe.....	1,424,009,548	1,339,228,727	260,247,272	231,551,399	-6.0	-11.0

TABLE 90.—*Value of dutiable imports for consumption and estimated duties collected, by countries, fiscal years 1951 and 1952—Continued*

Country	Value		Duty		Percentage increase, or decrease (—)	
	1951	1952	1951	1952	Value	Duty
Asia:						
Arabia Peninsula States.....	\$67,573,942	\$61,455,455	\$5,550,965	\$6,876,177	-9.1	23.9
British Malaya.....	4,689,583	8,065,515	378,236	730,538	72.0	93.1
China and Manchuria.....	73,560,307	13,158,225	10,624,275	1,322,483	-82.1	-87.6
Hong Kong.....	6,092,025	8,269,596	1,549,661	1,998,152	35.7	28.9
India.....	170,117,477	161,493,155	9,959,725	7,986,456	-5.1	-19.8
Indonesia.....	6,708,028	6,197,612	1,123,770	1,015,273	-7.6	-9.7
Iran.....	10,935,948	12,480,274	2,176,439	2,030,530	14.1	-6.7
Iraq.....	4,681,171	3,897,492	1,062,122	870,676	-16.7	-18.0
Israel and Palestine.....	9,621,245	9,691,342	1,027,155	1,027,515	1.7	0.0
Japan.....	154,521,211	141,890,196	42,888,086	39,119,378	-8.2	-8.8
Korea.....	1,767,292	6,087,518	708,894	823,571	244.5	16.2
Syria.....	1,384,063	1,862,250	605,596	660,950	34.5	9.1
Thailand.....	2,157,719	4,081,587	510,818	490,052	89.2	-4.1
Other.....	6,867,748	8,967,369	785,681	1,214,238	30.6	54.5
Total Asia.....	520,677,759	447,597,586	78,951,363	66,165,989	-14.0	-16.2
Oceania:						
Australia.....	231,162,895	215,813,567	27,882,496	31,155,283	-6.6	11.7
New Zealand.....	30,497,170	59,507,166	5,567,351	10,347,155	95.0	85.9
Other.....	219,797	235,201	19,198	13,062	7.0	-32.0
Total Oceania.....	261,879,862	275,555,934	33,469,045	41,515,500	5.2	24.0
Africa:						
Egypt.....	31,339,718	16,677,634	2,064,113	879,165	-46.8	-57.4
French Morocco.....	3,586,322	3,777,337	383,299	379,774	5.3	-0.9
Gold Coast.....	9,170,408	9,738,281	891,439	840,534	6.2	-5.7
Madeira Islands.....	2,859,833	3,074,454	1,645,729	1,787,967	7.5	8.6
Madagascar.....	4,358,056	3,981,234	326,919	270,725	-8.6	-17.2
Union of South Africa.....	74,820,286	63,349,285	7,808,245	8,654,552	-15.3	10.8
Other.....	9,792,816	9,335,862	975,064	779,508	-4.7	-20.1
Total Africa.....	135,927,539	109,934,067	14,094,808	13,562,225	-19.1	-3.6
Grand total.....	4,918,402,756	4,367,790,667	614,797,220	540,918,116	-11.2	-12.0

TABLE 91.—*Number of entries of merchandise, fiscal years 1951 and 1952*

Type	1951	1952	Percentage increase, or decrease (—)
Consumption entries.....	849,278	800,461	-5.7
Warehouse and rewarehouse entries.....	83,342	71,756	-13.9
Warehouse withdrawals.....	298,524	310,530	4.0
Mail entries.....	558,339	581,401	4.1
Baggage entries.....	1,739,781	1,931,562	11.0
Informal entries.....	399,402	403,121	0.9
Appraisement entries.....	12,221	11,999	-1.8
All others.....	622,337	692,621	11.3
Total.....	4,563,224	4,803,451	5.3

TABLE 92.—Number of vehicles and persons entering the United States, fiscal years 1951 and 1952

Kind of entrant	1951	1952	Percentage increase, or decrease (—)
Vehicles:			
Automobiles and busses.....	21,889,352	24,883,001	13.7
Documented vessels.....	43,490	62,082	7.4
Undocumented vessels.....	18,712	19,474	4.1
Ferries.....	122,253	121,371	-0.7
Passenger trains.....	30,142	29,154	-3.3
Freight cars.....	2,506,101	2,466,480	-1.6
Aircraft.....	80,533	86,533	7.5
Other vehicles.....	941,903	992,783	6.4
Passengers by:			
Automobiles and busses.....	61,487,841	70,719,559	15.0
Documented vessels.....	723,030	899,639	24.4
Undocumented vessels.....	43,303	51,951	7.6
Ferries.....	2,272,910	2,264,930	-0.4
Passenger trains.....	1,642,444	1,812,810	10.4
Aircraft.....	1,170,198	1,261,048	7.8
Other vehicles.....	6,372,659	6,822,189	7.1
Pedestrians.....	18,940,538	21,358,977	12.8
Total passengers and pedestrians.....	92,657,923	105,191,103	13.5

TABLE 93.—Number of airplanes and airplane passengers entering the United States, fiscal years 1951 and 1952

District	Airplanes		Airplane passengers		Percentage increase, or decrease (—)	
	1951	1952	1951	1952	Air-planes	Passen- gers
Northern Border:						
Maine.....	684	403	893	1,003	-27.9	12.3
Vermont.....	2,635	2,135	16,792	16,070	-19.0	-4.3
Massachusetts.....	4,625	5,751	52,989	80,372	25.0	51.7
New York.....	14,460	15,853	379,953	417,240	9.6	9.8
St. Lawrence.....	930	1,002	3,775	3,328	7.1	-11.8
Buffalo.....	1,070	1,832	19,697	21,601	9.1	8.6
Maryland.....	644	841	5,058	11,919	30.6	135.6
Michigan.....	1,561	1,822	3,023	3,176	16.7	5.1
Chicago.....	812	825	19,468	21,177	1.6	8.8
Cleveland.....	1,020	2,023	15,532	16,944	24.7	9.1
Duluth.....	1,248	1,428	2,663	2,986	14.4	12.1
Dakota.....	1,076	1,161	11,393	12,218	7.9	7.2
Montana.....	1,289	1,666	9,930	11,377	29.2	14.6
Washington.....	3,289	3,514	35,197	41,021	6.8	16.5
Other.....	1,137	1,392	11,862	13,616	22.4	14.8
Total.....	37,701	41,773	588,425	674,048	10.8	14.6
Southern Border:						
Los Angeles.....	1,167	1,374	21,909	28,390	17.7	29.6
San Diego.....	1,478	1,771	3,446	4,449	19.8	29.1
El Paso.....	1,565	1,803	14,013	12,457	15.2	-11.1
Laredo.....	3,683	4,514	47,281	57,079	22.6	20.7
Galveston.....	773	646	18,103	16,303	-16.4	-9.9
Nogales.....	1,872	2,210	11,298	13,746	18.1	21.7
New Orleans.....	1,808	1,742	26,517	29,166	-3.7	10.0
Florida.....	22,689	22,806	319,540	353,740	0.5	10.7
Other.....	191	111	10,620	12,199	-41.9	14.9
Total.....	35,226	36,977	472,727	527,520	5.0	11.6
Alaska.....	2,312	2,159	8,805	8,428	-6.6	-4.3
Hawaii.....	5,294	5,623	100,241	51,043	6.2	-49.1
Total.....	7,606	7,782	109,046	59,471	2.3	-45.5
Grand total.....	80,533	86,532	1,170,198	1,261,048	7.4	7.8

TABLE 94.—*Drawback transactions, fiscal years 1951 and 1952*

Transactions	1951	1952	Percentage increase, or decrease (—)
Drawback entries received.....	<i>Number</i> 11, 875	<i>Number</i> 11, 482	-3.3
Drawback notices of intent:			
Originating in the district.....	129, 020	¹ 106, 755	-----
Received from other districts.....	61, 712	¹ 55, 470	-----
Forwarded to other districts for disposition.....	61, 141	¹ 50, 568	-----
Notices of exportation received.....		² 32, 323	-----
Notices of lading.....		² 1, 262	-----
Certificates of manufacture received.....	7, 623	7, 171	-5.9
Import entries used in drawback liquidation.....	13, 580	11, 135	-18.0
Certificates of importation issued.....	4, 791	4, 618	-3.6
Drawback allowed:	<i>Amount</i>	<i>Amount</i>	
Manufactured from imported or substituted merchandise.....	\$6, 825, 033. 81	\$5, 034, 255. 11	-16.7
Duty paid on merchandise exported from continuous customs custody.....	57, 848. 33	20, 316. 06	-64.9
Merchandise which did not conform to sample specifications and returned to customs custody and exported.....	151, 891. 56	214, 316. 79	41.1
Imported materials used in the construction and equipment of vessels built for foreigners.....		5, 284. 60	-----
Total drawback allowed.....	7, 034, 793. 70	5, 924, 172. 56	-15.8
Internal revenue refund on account of domestic alcohol.....	1, 027, 235. 70	656, 620. 31	-36.1
Total.....	8, 062, 029. 40	6, 580, 792. 87	-18.4

NOTE.—Monthly district report changed effective April 1, 1952, deleting the three items under "Drawback notices of intent" and adding "Notices of exportation received" and "Notices of lading"; therefore those items for 1951 and 1952 are not comparable.

¹ Represents transactions for 9 months.

² Represents transactions for 3 months.

TABLE 95.—*Principal commodities on which drawback was paid, fiscal years 1951 and 1952*

Commodity	1951	1952	Percentage increase, or decrease (—)
Sugar.....	\$730, 700. 30	\$1, 257, 698. 84	72.0
Tobacco, unmanufactured.....	890, 140. 57	643, 990. 10	-27.7
Aluminum.....	1, 160, 793. 51	552, 926. 22	-52.4
Lead ore, matte, pigs.....	308, 274. 72	472, 798. 03	53.4
Cotton cloth.....	219, 253. 41	322, 562. 34	47.1
Petroleum, crude.....	535, 798. 61	310, 217. 56	-42.1
Wool.....	317, 641. 95	267, 749. 32	-15.7
Rayon and other synthetic textiles.....	522, 548. 43	258, 240. 53	-50.6
Coal tar products.....	146, 873. 49	208, 197. 35	41.8
Watch movements and parts.....	92, 282. 85	207, 287. 18	124.6
Copper.....	18, 476. 76	171, 010. 21	825.5
Zinc ore, blocks and manufactures.....	167, 900. 47	136, 039. 27	-19.0
Manganese.....	130, 458. 04	118, 130. 82	-9.5
Tungsten ore and powder.....	226, 263. 30	80, 311. 26	-64.5
Burlap.....	41, 242. 22	38, 934. 10	-5.6
Nickel.....	56, 282. 88	31, 331. 16	-44.3
Cotton, unmanufactured.....	156, 682. 25	28, 408. 68	-81.9
Strip steel.....	33, 515. 01	22, 597. 13	-32.6
Quicksilver.....	13, 917. 16	22, 350. 68	60.6
Carpets and rugs.....	51, 163. 65	22, 308. 60	-56.4
Machinery and parts.....	126, 950. 52	21, 820. 69	-82.8
Barley.....	18, 830. 21	21, 456. 92	13.9
Fur and fur plates.....	109, 169. 46	20, 852. 95	-80.9
Casein.....	5, 291. 65	19, 222. 45	263.3
Bauxite ore.....	33, 340. 62	18, 033. 66	-45.9
Animal fats and oils.....	32, 786. 66	17, 106. 52	-47.8
Opium.....	8, 131. 31	14, 610. 30	79.7
Iron and steel scrap.....	71, 346. 67	14, 479. 83	-79.7
Wool fabrics.....	31, 758. 01	13, 060. 52	-57.2
Ferromanganese.....	14, 808. 86	12, 638. 79	-14.7
Automobiles and parts, aircraft and parts.....	4, 854. 17	12, 299. 97	153.4

TABLE 96.—*Seizures for violations of the customs laws, fiscal years 1951 and 1952*

Seizures	1951	1952	Percentage increase, or decrease (-)
Automobiles and trucks:			
Number ¹	450	488	8.4
Value.....	\$444,301	\$498,929	12.3
Aircraft:			
Number ¹	6	6	
Value.....	\$42,500	\$152,950	259.9
Boats:			
Number ¹	20	22	10.0
Value.....	\$1,253,036	\$1,464,073	16.8
Narcotics:			
Number.....	1,024	1,173	14.6
Value.....	\$219,558	\$225,768	2.8
Liquors:			
Number.....	4,339	3,988	-8.1
Gallons.....	68,238	29,934	-56.1
Value.....	\$968,906	\$154,375	-84.1
Prohibited articles (obscene, lottery, etc.):			
Number.....	1,721	1,580	-8.2
Value.....	\$14,450	\$145,353	905.0
Other seizures:			
Number.....	6,634	6,334	-4.5
Value:			
Cameras.....	\$76,136	\$14,525	-80.9
Edibles and farm products.....	47,777	17,917	-62.5
Furs—skins and manufactures.....	47,809	48,398	1.2
Guns and ammunition.....	16,917	17,375	2.7
Jewelry, including gems.....	1,059,199	650,315	-38.6
Livestock.....	10,900	41,025	276.4
Tobacco and manufactures.....	9,828	49,188	400.5
Watches and parts.....	58,194	26,466	-54.5
Wearing apparel.....	121,626	140,674	15.7
Miscellaneous.....	901,453	1,752,228	94.4
Total value of other seizures.....	2,349,839	2,758,111	17.4
Grand total:			
Number ¹	13,718	13,075	-4.7
Value.....	\$5,292,590	\$5,399,559	2.0

¹ Total number of seizures does not include number of automobiles, trucks, aircraft, and boats seized since these are frequently seized in connection with seizures of liquor, narcotics, etc.

TABLE 97.—*Seizures for violations of customs laws, classified according to agencies participating, fiscal year 1952*

Seizures	By Customs officers	By other agencies	Joint seizures by Customs and other agencies	Total
Automobiles:				
Number ¹	344	44	26	414
Value.....	\$312,475	\$41,699	\$23,947	\$378,121
Trucks:				
Number ¹	61	7	6	74
Value.....	\$102,738	\$4,380	\$13,690	\$120,808
Aircraft:				
Number ¹	5	1	-----	6
Value.....	\$151,750	\$1,200	-----	\$152,950
Boats:				
Number ¹	19	1	2	22
Value.....	\$1,463,144	\$100	\$829	\$1,464,073
Narcotics:				
Number.....	1,116	21	36	1,173
Value.....	\$201,876	\$5,123	\$18,769	\$225,768
Liquors:				
Number.....	3,959	19	10	3,988
Gallons.....	29,791	105	38	29,934
Value.....	\$151,180	\$2,467	\$738	\$154,375
Prohibited articles:				
Number.....	1,572	6	2	1,580
Value.....	\$145,267	\$81	\$5	\$145,353
Other seizures:				
Number.....	6,172	109	53	6,334
Value.....	\$2,701,530	\$34,139	\$22,442	\$2,758,111
Total seizures:				
Number ¹	12,819	155	101	13,075
Value.....	\$5,229,960	\$89,179	\$80,420	\$5,399,559

¹ Total number of seizures does not include number of automobiles, trucks, aircraft, and boats seized since these are frequently seized in connection with seizures of liquor, narcotics, etc.

TABLE 98.—*Investigative and patrol activities, fiscal years 1951 and 1952*

Activity	1951	1952	Percentage increase, or decrease (—)
Investigations of violations of customs laws:			
Undervaluation.....	846	1,042	23.2
Marking violations.....	81	136	67.9
Baggage violations.....	1,646	1,206	-26.7
Diamond and jewelry smuggling.....	548	767	40.0
Narcotic smuggling.....	2,430	3,001	23.5
Other smuggling.....	1,215	1,291	6.3
Touring permits.....	1,297	1,551	19.6
Navigation, aircraft, or vehicle violations.....	1,508	1,661	10.1
Other investigations:			
Alleged erroneous customs procedure.....	152	149	-2.0
Drawback.....	1,083	994	-8.2
Classification and market value.....	678	888	31.0
Application for customhouse brokers' licenses.....	146	125	-14.4
Application for bonded truckman's licenses.....	146	125	-14.4
Petitions for relief from additional duty.....	553	651	17.7
Personnel.....	826	832	.7
Pilferage of merchandise.....	273	297	8.8
Export control.....	828	964	16.4
Miscellaneous.....	1,949	1,907	-2.2
Examination of customhouse brokers' records.....	215	451	109.8
Cases of cooperation with other agencies.....	1,865	1,719	-7.8

Federal Aid To States

TABLE 99.—Expenditures for Federal aid to States, individuals, etc. (exclusive of emergency appropriations from which payments are made to or within States), fiscal years 1930, 1940, 1950, and 1952

Appropriation titles	1930	1940	1950	1952
I. APPROPRIATIONS FROM WHICH PAYMENTS ARE MADE FOR GRANTS TO STATES AND LOCAL UNITS				
DEPARTMENT OF AGRICULTURE				
Payments to States, Hawaii, Alaska, and Puerto Rico, Office of Experiment Stations, Agricultural Research Administration (7 U. S. C. 361-427).....	\$4,335,000	\$6,848,149	\$7,399,422	\$12,273,006
Payments to States and Territories for agricultural experiment stations (7 U. S. C. 301-308, 361-386f, 369a, 427-427g).....				
Cooperative agricultural extension work (7 U. S. C. 301-308, 341-348, 343c-343e, 343f, 343g)....				
Payments to States, Hawaii, Alaska, and Puerto Rico for cooperative agricultural extension work (7 U. S. C. 343, 386b, 386c).....	7,539,786	18,458,267	31,025,919	31,499,531
Payments to States and Territories from the national forests fund (16 U. S. C. 500).....	1,565,032	1,192,370	7,753,121	13,992,838
Payments to school funds, Arizona and New Mexico (act June 20, 1910, 36 Stat. 561, 573, secs. 6, 24).....	41,243	23,555	60,775	107,293
National school-lunch program (act June 22, 1946, 60 Stat. 290).....			81,213,235	82,406,856
Removal of surplus agricultural commodities (acts Aug. 24, 1935, 49 Stat. 774, sec. 32; Feb. 29, 1936, 49 Stat. 1151, sec. 2; Feb. 16, 1938, 52 Stat. 38, sec. 203 (7 U. S. C. 612c)).....			50,326,135	17,622,332
Forest-fire cooperation (16 U. S. C. 504-570).....	1,383,041	1,987,538	8,768,555	10,083,726
State and private forestry cooperation (act Aug. 25, 1950, 64 Stat. 473).....				6,196,259
Commodity Credit Corporation funds.....			13,697,824	
Cooperative farm forestry (16 U. S. C. 567-568b).....				
Cooperative distribution of forest planting stock (16 U. S. C. 567).....	139,196	90,332	708,112	
Payments to counties from submarginal land program (7 U. S. C. 1012).....			228,447	552,174
Research and Marketing Act of 1946 (act Aug. 14, 1946, Pub. Law 733).....			6,183,682	1,165,452
Total.....	15,003,298	28,600,211	207,365,227	175,899,467
DEPARTMENT OF COMMERCE				
Federal-aid airport program, Federal Airport Act, Civil Aeronautics Administration (act May 13, 1946, 60 Stat. 171).....			32,782,999	32,808,068
Cooperative construction of rural post roads (23 U. S. C. 21, 54) (see also items of similar type under class II).....	77,887,693	150,470	7,023,393	407,769,217
Federal-aid postwar highways (acts Dec. 28, 1945, 59 Stat. 638, and Mar. 26, 1946, 60 Stat. 70).....			400,989,712	
Federal-aid highways (23 U. S. C. 1-24, 41, 21a, 23a, 41a).....		105,351,358		
Elimination of grade crossings (act June 16, 1936, 49 Stat. 1521, sec. 8).....		29,521,720	10,155,389	2,951,569
Public-lands highways (act June 16, 1936, 49 Stat. 1520, sec. 3).....		2,128,682	775,395	740,821
Federal-aid secondary or feeder roads (act June 16, 1936, 49 Stat. 1521, sec. 7).....		18,355,139	3,477,250	1,062,677
Maritime Administration				
State marine schools, act Mar. 4, 1911 (34 U. S. C. 1121).....	50,000	140,036	157,761	227,990
Total.....	77,937,693	155,647,405	455,361,899	445,580,312
DEFENSE DEPARTMENT				
Army				
Payments to States, Flood Control Act of 1938, as amended (52 Stat. 1221-1222).....			467,516	812,870

Footnotes at end of table.

TABLE 99.—*Expenditures for Federal aid to States, individuals, etc. (exclusive of emergency appropriations from which payments are made to or within States), fiscal years 1930, 1940, 1950, and 1952—Continued*

Appropriation titles	1930	1940	1950	1952
I. APPROPRIATIONS FROM WHICH PAYMENTS ARE MADE FOR GRANTS TO STATES AND LOCAL UNITS—Continued				
DEPARTMENT OF THE INTERIOR				
Payments to States from receipts under Mineral Leasing Act (30 U. S. C. 191).....	\$1,387,838	\$2,151,654	\$11,328,583	\$15,108,149
Payments to States under Grazing Act, June 28, 1934, public lands (43 U. S. C. 315).....		503,970	185,489	288,385
Payments to States under Grazing Act, June 28, 1934, Indian ceded lands (43 U. S. C. 315).....				
Federal aid in fish restoration and management (act Aug. 9, 1950, Public Law 681).....				184,549
Federal aid, wildlife restoration (act Sept. 2, 1937, 50 Stat. 917).....		451,299	7,577,938	9,400,482
Payments to counties from receipts under Migratory Bird Conservation Act (16 U. S. C. 715c).....			88,419	254,852
Payments to States of 5% of proceeds of public lands (receipt limitation) (31 U. S. C. 711, par. 17; annual appropriation provided for 1942, act June 28, 1941, 55 Stat. 310).....	18,292	602	5,518	118,106
Coos Bay wagon-road grant fund (act Feb. 26, 1919, 40 Stat. sec. 5).....	43,613	(¹)		
Revested Oregon and California Railroad and reconveyed Coos Bay wagon-road grant lands, Oregon (reimbursable) (act Aug. 28, 1937, 50 Stat. 874).....		142,041		
Payment to certain counties in Oregon in lieu of taxes on Oregon and California grant lands (receipt limitation) (act June 9, 1916, 39 Stat. 222, sec. 10, and various supplemental acts; additional annual appropriation provided for 1939, act June 25, 1938, 52 Stat. 1129).....	979,387	313,845	1,761,766	3,172,177
Payment to counties, Oregon and California grant lands (50%).....				
Payment to counties in lieu of taxes on Oregon and California grant lands, 25 per centum fund (25%) (act Aug. 28, 1937, 50 Stat. 875).....				
Payment of proceeds of sales of Coos Bay wagon-road grant lands and timber (receipt limitation) (act Feb. 26, 1919, 40 Stat. 1179).....		12,771		
Payments to Coos and Douglas Counties, Oreg., in lieu of taxes on Coos Bay wagon-road grant lands (act May 24, 1939, 53 Stat. 753).....		221	58,190	
Payment to Oklahoma from royalties, oil and gas, south half of Red River (receipt limitation) (act Mar. 4, 1923, 30 U. S. C. 233).....	41,778	8,786		6,164
Payments to States from potash deposits, royalties and rentals (act Feb. 7, 1927, secs. 5 and 6) (30 U. S. C. 149, 285, 286).....		49,256		
Payment to Alaska under Alaska Game Law (48 U. S. C. 199, Subdiv. K).....		20,281	49,288	62,316
Payment to Arizona and Nevada for Colorado River Dam fund, Boulder Canyon Project (43 U. S. C. 617a, f).....			600,000	600,000
Total.....	2,470,908	3,654,726	21,655,190	29,195,180
DEPARTMENT OF LABOR				
Promotion of welfare and hygiene of maternity and infancy.....	9,522			
Grants to States for Unemployment Compensation and Employment Service Administration, Bureau of Employment Security, Social Security Administration (act June 6, 1933, as amended, 29 U. S. C. 49-49i).....		3,366,606	207,617,255	182,893,690
Grants to States for Unemployment Compensation Administration, Social Security Board (act Aug. 14, 1935, 49 Stat., secs. 301, 302).....				
Payment to States, United States Employment Service (29 U. S. C. 49-49i).....				
Total.....	9,522	3,366,606	207,617,255	182,893,690

Footnotes at end of table.

TABLE 99.—Expenditures for Federal aid to States, individuals, etc. (exclusive of emergency appropriations from which payments are made to or within States), fiscal years 1930, 1940, 1950, and 1952—Continued

Appropriation titles	1930	1940	1950	1952
I. APPROPRIATIONS FROM WHICH PAYMENTS ARE MADE FOR GRANTS TO STATES AND LOCAL UNITS—Continued				
INDEPENDENT ESTABLISHMENTS				
<i>Federal Security Agency</i>				
Colleges for agriculture and the mechanic arts (7 U. S. C. 321-343g).....	\$2, 550, 000	\$2, 550, 000	\$5, 030, 000	\$5, 030, 000
Further endowment of colleges of agriculture and the mechanic arts (7 U. S. C. 343e-343g; 54 Stat. 582).....		2, 480, 000		
Cooperative vocational education in agriculture (20 U. S. C. 11-30).....	3, 151, 340	* 19, 730		
Cooperative vocational education in trades and industries (20 U. S. C. 11-30).....	2, 956, 295	* 9, 787		
Cooperative vocational education, teachers, etc. (20 U. S. C. 11-30).....	1, 029, 078	* 10, 000		
Cooperative vocational education in home economics (20 U. S. C. 11-30).....	248, 957	* 18, 431		
Cooperative vocational education in distributive occupations (20 U. S. C. 11-30).....		* 10, 000		
Cooperative vocational rehabilitation of persons disabled in industry (29 U. S. C. 31-45b).....	735, 619	2, 082, 198		
Promotion and further development of vocational education (20 U. S. C. 15b-15p; 54 Stat. 583, 29-30; 29 U. S. C. 31-35).....		19, 384, 914	26, 489, 335	25, 777, 630
Promotion of vocational education, act Feb. 23, 1917, Office of Education (39 Stat. 929-931, secs. 1-4, 20 U. S. C. 11-14).....				
To promote the education of the blind (American Printing House for the Blind) (20 U. S. C. 101, 102).....	75, 000	115, 000	125, 000	125, 000
Mental health activities, Public Health Service (act July 8, 1947, 61 Stat. 269).....			3, 293, 697	3, 008, 958
Control of venereal diseases, Public Health Service (42 U. S. C. 24, 25; 52 Stat. 439, 440).....		4, 188, 399	12, 399, 314	8, 495, 633
Control of tuberculosis, Public Health Service (act of July 1, 1944, 58 Stat. 693, sec. 314 (b)).....			6, 781, 262	5, 799, 514
Operating expenses, National Heart Institute, Public Health Service (act June 29, 1949, 63 Stat. 291).....			3, 095, 842	2, 754, 361
Operating expenses, National Cancer Institute, Public Health Service (act Apr. 19, 1946, 60 Stat. 106).....			6, 592, 932	5, 948, 835
Grants, water pollution control, Public Health Service (act June 30, 1948, sec. 8 (a), Pub. Law 845).....			913, 027	835, 572
Disease and sanitation investigations and control, Territory of Alaska (act July 1, 1944, 58 Stat. 704).....			757, 117	630, 000
Assistance to States, general, Public Health Service (act July 1, 1944, 58 Stat. 693, sec. 314 (c)).....		9, 500, 706	14, 081, 127	13, 499, 999
Grants to States for public health work, Social Security Act, Aug. 14, 1935 (42 U. S. C. 801-803).....				
Payments to States for surveys and programs for hospital construction, Public Health Service (act Aug. 13, 1946, 60 Stat. 1040-1049).....			57, 073, 217	122, 602, 315
Grants for hospital construction, Public Health Service (act Aug. 13, 1946, 60 Stat. 1040-1049).....				
Grants to States for maternal and child welfare services of the Social Security Act, Aug. 14, 1935, as amended (42 U. S. C. 701-731).....		9, 680, 706	11, 234, 511	31, 031, 727
Grants to States under Social Security Act, Social Security Board (42 U. S. C. 301-306, 1201-1206).....		329, 303, 433	1, 134, 960, 863	1, 177, 687, 646
Payments to States, Vocational Rehabilitation Act, as amended, Office of Vocational Rehabilitation (act July 3, 1945, 59 Stat. 374).....			24, 741, 510	21, 505, 547
Payments to States, including Alaska, Hawaii, and Puerto Rico, Office of Vocational Rehabilitation (29 U. S. C., ch. 4).....				
Total	10, 746, 289	379, 217, 408	1, 307, 568, 754	1, 424, 732, 737

Footnotes at end of table.

TABLE 99.—*Expenditures for Federal aid to States, individuals, etc. (exclusive of emergency appropriations from which payments are made to or within States), fiscal years 1930, 1940, 1950, and 1952—Continued*

Appropriation titles	1930	1940	1950	1952
I. APPROPRIATIONS FROM WHICH PAYMENTS ARE MADE FOR GRANTS TO STATES AND LOCAL UNITS—Continued				
INDEPENDENT ESTABLISHMENTS—continued				
<i>Housing and Home Finance Agency</i>				
Annual contributions, Federal Public Housing Authority (42 U. S. C. 1410).....			\$5, 737, 706	\$8, 521, 839
United States Housing Authority fund (42 U. S. C. 1404 (d), 1418; 50 Stat. 889, 897, sec. 4 (d), 18).....		\$1, 386, 132		
Total.....		1, 386, 132	5, 737, 706	8, 521, 839
<i>Federal Power Commission</i>				
Payments to States under Federal Power Act (16 U. S. C. 810).....	\$12, 875	19, 386	28, 315	27, 609
<i>Veterans' Administration</i>				
(Annual appropriations under title "Salaries and expenses, Veterans' Administration"): State and territorial homes for disabled soldiers and sailors (24 U. S. C. 134).....	575, 206	978, 767	3, 273, 924	3, 644, 370
Administration of unemployment and self-employment allowances (act June 22, 1944, 58 Stat. 290).....			4, 354, 348	263, 001
Supervision of on-the-job training (act June 22, 1944, 58 Stat. 290).....			6, 909, 143	2, 427, 007
Total.....	575, 206	978, 767	14, 537, 415	6, 334, 378
Total class I.....	106, 755, 791	572, 870, 641	2, 220, 339, 277	2, 273, 978, 082
II. APPROPRIATIONS FROM WHICH PAYMENTS ARE MADE FOR SELECTED PROGRAMS INVOLVING PAYMENTS TO INDIVIDUALS, ETC., WITHIN THE STATES				
DEPARTMENT OF AGRICULTURE				
Cooperative construction, etc., of roads and trails, national forests (act July 11, 1916, 39 Stat. 358).....	(¹)	(¹)		
Federal forest road construction (act Feb. 28, 1919, 40 Stat. 1201).....	(¹)	(¹)		
Forest roads and trails (23 U. S. C. 23, 23a).....				
Forest reserve fund, roads and trails for States (16 U. S. C. 501).....	7, 961, 032	11, 478, 686		
Conservation and use of agricultural land resources (act Feb. 29, 1936, 16 U. S. C. 590g-590q).....		552, 042, 804	289, 951, 995	298, 811, 057
Administration of Sugar Act of 1937 (7 U. S. C. 1100-1183).....				
Grants and loans, Farm Housing (act July 15, 1949, 63 Stat. 434, sec. 504 (a)).....			46, 321	98, 215
Total.....	7, 961, 032	563, 521, 490	289, 998, 316	298, 909, 272
DEPARTMENT OF COMMERCE				
Forest highway construction (sec. 10 (a), act Dec. 20, 1944, 58 Stat. 838-843).....			26, 916, 655	13, 397, 265
<i>Maritime Administration</i>				
State marine schools, act Mar. 4, 1911 (34 U. S. C. 1121).....				* 282, 953
Total.....			26, 916, 655	13, 680, 218

Footnotes at end of table.

TABLE 99.—Expenditures for Federal aid to States, individuals, etc. (exclusive of emergency appropriations from which payments are made to or within States), fiscal years 1930, 1940, 1950, and 1952—Continued

Appropriation titles	1930	1940	1950	1952
II. APPROPRIATIONS FROM WHICH PAYMENTS ARE MADE FOR SELECTED PROGRAMS INVOLVING PAYMENTS TO INDIVIDUALS, ETC., WITHIN THE STATES—Continued				
DEFENSE DEPARTMENT				
<i>Army</i>				
National Guard (32 U. S. C. 21, 22).....	\$31,987,927	\$71,019,749	\$87,261,167	\$84,206,509
Maintenance and improvement of existing river and harbor works (act July 24, 1946, 60 Stat. 637, sec. 6).....			609,498	483,582
Flood control, general (act July 24, 1946, 60 Stat. 637, sec. 6).....				
Total.....	31,987,927	71,019,749	87,870,665	84,690,091
<i>Air Force</i>				
Air National Guard (act Oct. 29, 1949, 63 Stat. 1016-25).....			44,295,643	33,272,982
Total, Defense Department.....	31,987,927	71,019,749	132,166,308	117,963,073
DEPARTMENT OF LABOR				
Reconversion unemployment benefits for seamen, Social Security Administration (act Aug. 10, 1946, 60 Stat. 982).....			905,964	2,296
TREASURY DEPARTMENT				
<i>Public Health Service ^a</i>				
Preventing the spread of epidemic diseases.....	273,330			
Interstate quarantine service.....	71,117			
Studies in rural sanitation.....	345,159			
Total.....	689,606			
INDEPENDENT ESTABLISHMENTS				
<i>Federal Security Agency</i>				
Civilian Conservation Corps (16 U. S. C. 584-584q; 54 Stat. 581).....		270,856,832		
Operating expenses, National Cancer Institute, Public Health Service (act Apr. 19, 1946, 60 Stat. 106) ^a			5,177,886	6,919,739
Operating expenses, National Heart Institute, Public Health Service (act June 29, 1949, 63 Stat. 291) ^a			4,909,702	6,343,126
Operating expenses, dental health activities, Public Health Service (act June 24, 1948, 62 Stat. 598-602, sec. 421) ^a			231,764	280,085
Operating expenses, National Institutes of Health, Public Health Service (act July 1, 1944, 58 Stat. 692, sec. 301) ^a			5,726,699	9,343,252
Mental health activities, Public Health Service (act July 8, 1947, 61 Stat. 269) ^a			3,635,866	6,135,533
Total.....		270,856,832	19,681,917	29,021,735
<i>General Services Administration</i>				
Construction services, Public Buildings Administration (act June 15, 1938, 40 U. S. C. 265).....			172,178	

Footnotes at end of table.

TABLE 99.—*Expenditures for Federal aid to States, individuals, etc. (exclusive of emergency appropriations from which payments are made to or within States), fiscal years 1930, 1940, 1950, and 1952—Continued*

Appropriation titles	1930	1940	1950	1952
II. APPROPRIATIONS FROM WHICH PAYMENTS ARE MADE FOR SELECTED PROGRAMS INVOLVING PAYMENTS TO INDIVIDUALS, ETC., WITHIN THE STATES—Continued				
INDEPENDENT ESTABLISHMENTS—continued				
<i>Veterans' Administration</i>				
Veterans' miscellaneous benefits, Veterans' Administration (act Mar. 24, 1943, 57 Stat. 43)			\$2,815,021,445	\$1,415,523,701
Readjustment benefits, Veterans' Administration (act June 22, 1914, 58 Stat. 234)				
Automobiles and other conveyances for disabled veterans (act Aug. 8, 1946, Public Law 603)			2,169,664	1,530,363
Total.....			2,817,191,109	1,417,054,064
Total class II.....	\$40,638,565	\$905,308,071	3,287,032,447	1,876,630,658
Grand total.....	147,394,356	1,478,268,712	5,507,371,724	4,150,608,740

¹ Includes \$116,395 expenditures for fire-control activities in connection with the flood-control program (Flood Control Act, 33 U. S. C. 701a).

² Estimated cost of perishable food commodities acquired through price-support operations as ordered for distribution within States, pursuant to sec. 416 of Pub. Law 439, 81st Cong., approved Oct. 31, 1949.

³ For additional payments from this appropriation, see Part II.

⁴ Special fund account repealed as a permanent appropriation, effective July 1, 1935, by sec. 4 of the Permanent Appropriation Repeal Act, June 26, 1934 (48 Stat. 1227). Annual appropriation provided for same object under the account immediately following.

⁵ Activities under this caption expired June 30, 1929.

⁶ Deduct: represents net repayments. These accounts were discontinued, but their functions are continued under the two accounts immediately following.

⁷ These accounts consolidated with combined accounts immediately following.

⁸ For additional payments from this appropriation, see Part I.

⁹ Beginning July 1, 1939, expenditures of Public Health Service stated under Federal Security Agency.

TABLE 100.—*Expenditures made by the Government as direct payments to States under cooperative arrangements and expenditures within States which provided relief and other aid, fiscal year 1952*

[The Treasury Department, for general information, has compiled from figures furnished by the departments and establishments concerned the following statement, exhibiting by States and Territories the amounts paid to or within each under the appropriations for Federal aid to States shown under classes I and II in the preceding table.]

PART A. GRANTS TO STATES AND LOCAL UNITS

State	Department of Agriculture						
	Agricultural experiment stations—Regular grants	Cooperative agricultural extension work—Regular grants	National school-lunch program ¹ —Regular grants	National forests fund ² —Shared revenues	Submarginal land program, payment to counties—Shared revenues	Research and Marketing Act of 1946—Cooperative projects in marketing ³	State and private forestry cooperation, etc. ⁴
	(1)	(2)	(3)	(4)	(5)	(6)	(7)
Alabama.....	\$312,935	\$1,197,197	\$3,190,243	\$99,330	\$415	\$12,630	\$346,662
Arizona.....	158,057	181,410	533,065	540,238	231		
Arkansas.....	273,569	962,318	1,978,447	538,273	24,100	2,200	271,625
California.....	310,954	721,834	3,613,724	2,345,066	1,014	57,400	1,600,506
Colorado.....	187,776	352,596	659,804	282,762	52,662	10,134	26,004
Connecticut.....	165,667	166,368	650,978			10,818	63,233
Delaware.....	123,732	95,700	102,916		79	11,963	13,702
District of Columbia.....			144,116				
Florida.....	203,360	357,764	1,655,456	82,086	20,310	2,361	555,936
Georgia.....	348,631	1,252,044	3,035,750	94,561	13,720	17,850	480,340
Idaho.....	158,899	273,783	392,466	821,165	2,302		146,130
Illinois.....	311,990	952,844	3,055,229	18,227		27,600	66,005
Indiana.....	304,651	790,354	1,857,316	2,203		54,050	81,643
Iowa.....	315,391	885,746	1,326,797	421		41,498	18,799
Kansas.....	234,838	628,620	944,339		17,698	44,900	1,251
Kentucky.....	306,574	1,144,444	2,585,401	31,930		21,749	143,324
Louisiana.....	255,322	787,250	2,586,716	102,403	75,294	25,544	311,536
Maine.....	177,789	226,158	502,953	3,397	6	24,267	222,474
Maryland.....	190,810	294,609	924,744			32,662	119,875
Massachusetts.....	179,872	220,122	1,698,850			11,246	125,417
Michigan.....	300,581	855,483	2,540,876	128,044		66,466	526,881
Minnesota.....	284,955	835,820	1,592,715	155,759		22,200	255,338
Mississippi.....	321,602	1,225,414	2,569,718	308,558	9,435	57,656	247,685
Missouri.....	293,348	1,016,731	1,923,307	36,309	2,497	24,970	228,314
Montana.....	180,149	281,606	279,284	329,850	75,412	7,361	86,855
Nebraska.....	208,245	536,194	544,172	14,877	7,925	5,000	1,620
Nevada.....	123,688	117,174	63,202	45,843			25,135
New Hampshire.....	135,533	125,293	270,486	38,725		5,400	95,599
New Jersey.....	185,930	220,024	1,584,939			4,200	124,002
New Mexico.....	162,443	254,793	501,557	199,191	25,291	16,312	14,964
New York.....	346,205	773,815	4,810,246		774	61,525	260,708
North Carolina.....	140,607	1,510,601	3,794,390	84,217	4,152	52,306	306,076
North Dakota.....	164,853	401,533	370,679	40	74,467	19,200	14,175
Ohio.....	347,118	1,054,718	3,201,171	3,899		13,200	103,623
Oklahoma.....	251,388	885,348	1,679,899	57,949	21,721	39,614	83,932
Oregon.....	209,239	340,230	724,376	4,292,056	3,178	18,003	680,083
Pennsylvania.....	398,584	991,255	3,868,988	22,972	663	3,851	172,898
Rhode Island.....	145,814	70,602	268,920			1,800	28,262
South Carolina.....	276,279	846,907	2,393,955	151,092		23,340	327,130
South Dakota.....	174,461	397,945	321,220	91,306	55,438	15,700	29,001
Tennessee.....	325,546	1,165,404	2,933,908	51,011		24,400	182,502
Texas.....	479,776	1,979,456	4,326,621	320,516	32,179	38,525	183,569
Utah.....	164,112	201,764	516,409	124,447	948	12,929	33,106
Vermont.....	139,564	167,531	223,006	39,961		1,500	57,094
Virginia.....	301,109	931,707	2,126,678	45,545		25,321	237,277
Washington.....	244,042	406,513	1,044,689	2,321,047		29,476	626,248
West Virginia.....	258,772	557,138	1,591,152	33,762	95	23,775	197,673
Wisconsin.....	300,146	826,330	1,639,931	91,486		74,495	341,941
Wyoming.....	138,805	181,690	156,658	141,694	30,168	4,650	2,749
Alaska.....	91,635	56,740	16,812	5,259		7,266	
Hawaii.....	134,004	172,264	251,155			15,532	14,474
Puerto Rico.....	253,656	620,348	2,885,387	2,654		40,707	350
Virgin Islands.....			51,040				
Advances and other undistributed.....							
Total.....	12,273,006	31,499,531	82,406,856	14,100,131	552,174	1,165,452	10,083,726

NOTE.—This table does not include Federal payments to State and local governments for State and local taxes or in lieu of such taxes on federally owned property as follows: Housing under supervision of Public Housing Administration, including (a) defense and war housing constructed under Lanham Act (42 U. S. C. 1521) and other acts; (b) resettlement and rehabilitation authorized by act of June 29, 1936 (40 U. S. C. 431); and (c) certain low-rent housing authorized by U. S. Housing Act of 1937, as amended (42 U. S. C. 1401); and housing and other property owned by T. V. A. and certain other Government agencies.

¹ Includes \$15,590,016, value of commodities distributed to participating schools. In addition the school-lunch program is a recipient of some of the commodities reflected under the appropriation "Removal of surplus agricultural commodities" and under "Commodity Credit Corporation, value of commodities donated."

² Includes \$107,293, payments to school funds, Arizona and New Mexico.

³ Under agreements entered into pursuant to sec. 204 (b), title 11, Research and Marketing Act of 1946.

⁴ Comprises \$9,967,331 for State and private forestry cooperation and \$116,395 for forest fire control activities under Flood Control Program.

TABLE 100.—*Expenditures made by the Government as direct payments to States under cooperative arrangements and expenditures within States which provided relief and other aid, fiscal year 1952—Continued*

PART A. GRANTS TO STATES AND LOCAL UNITS—Continued

State	Department of Agriculture—Continued		Department of Commerce				Defense Department
	Removal of surplus agricultural commodities—Value of commodities distributed within States	Commodity Credit Corporation—Value of commodities donated ⁵	Civil Aeronautics Administration: Federal airport program—Regular grants	Bureau of Public Roads: Highway construction		Maritime Administration: State marine schools—Regular grants	Army
				Regular grants ⁶	Emergency grants ⁷		
	(8)	(9)	(10)	(11)	(12)	(13)	(14)
Alabama	\$545,637	\$192,127	\$228,311	\$6,901,355	\$42,282		
Arizona	96,694	99,687	571,854	6,366,383			
Arkansas	541,439	339,360	239,691	6,408,890	49,144		\$34,852
California	773,691	151,424	2,492,904	19,990,754	66,417	\$30,523	60,197
Colorado	143,394	42,774	341,908	7,291,949			12,620
Connecticut	210,023	65,039	368,908	3,939,307			375
Delaware	53,178		20,797	1,646,774			
District of Columbia	85,873	22,801		1,276,312			
Florida	302,026	145,288	2,938,079	7,950,981	53,098		
Georgia	562,075	83,603	721,716	8,815,368			4,312
Idaho	64,629		192,674	3,609,845	25,776		
Illinois	529,707	10,958	2,203,087	20,099,831			469
Indiana	238,874	70,877	310,173	5,401,312	4,888		
Iowa	207,542	10,959	759,230	10,272,088	54,374		
Kansas	249,728	90,319	229,176	8,268,776	44,319		61,848
Kentucky	422,252	115,241	477,831	5,544,518	26,207		7,175
Louisiana	657,678	768,156	1,658,134	8,995,619	63,171		382
Maine	126,890		125,388	2,966,953		80,231	
Maryland	183,314	68,933	249,520	2,912,348	55,507		15
Massachusetts	590,389	169,680	1,456,277	8,560,534	30,089	65,773	510
Michigan	548,579	103,929	1,170,559	13,015,148	133,099		
Minnesota	336,998	81,305	685,830	10,348,012			304
Mississippi	329,004	94,561	144,163	7,358,056	29,893		81,124
Missouri	313,553	45,248	663,706	12,072,993	107,543		59,565
Montana	42,482	5,666	79,053	5,832,092	45,619		
Nebraska	106,456	12,196	318,122	6,132,289			39,151
Nevada	10,326		67,766	3,274,302			
New Hampshire	114,210	21,210	38,166	1,919,066			1,105
New Jersey	464,387	157,838	1,524,700	4,754,098	820		
New Mexico	254,006	176,927	262,751	7,467,922			
New York	1,606,376	197,849	1,412,689	22,767,076	295,686	51,433	1,924
North Carolina	586,647	250,101	292,493	9,959,293			82
North Dakota	121,541	51,434	233,338	6,849,807	9,705		112,221
Ohio	1,027,427	100,924	925,078	21,468,481			24,284
Oklahoma	310,077	311,610	429,188	8,361,659	52,077		183,434
Oregon	88,841	140,602	492,613	6,657,977	68,154		3,478
Pennsylvania	943,720	174,174	1,497,056	18,962,125	98,108		8,782
Rhode Island	76,749	20,887	502,764	3,720,894			
South Carolina	359,328	100,747	125,655	5,512,539	44,743		
South Dakota	90,678		84,990	6,806,739			24,158
Tennessee	605,648	355,798	451,970	7,035,447			24,630
Texas	878,860	305,424	2,613,159	36,655,693			54,503
Utah	102,713	72,796	224,728	4,268,245			
Vermont	63,365		34,309	1,045,592			326
Virginia	366,671	108,878	131,258	7,748,069	229,905		4,291
Washington	228,973	95,975	744,681	8,512,624	124,741		2,600
West Virginia	295,654	245,758	426,576	3,726,143	25,109		4,151
Wisconsin	288,289	4,419	663,456	9,137,614	23,925		
Wyoming	20,672	5,479	121,161	4,557,748			
Alaska	46,974	2,298	136,258				
Hawaii	54,670		106,532	2,266,356	1,297,244		
Puerto Rico	326,856	505,000	591,757	1,618,993			
Virgin Islands	26,669		25,890				
Advances and other undistributed							
Total	17,622,332	6,196,259	32,808,068	417,032,989	3,102,187	\$227,960	812,870

⁵ Reported on basis of estimated cost of perishable food commodities acquired through price support operations, pursuant to Sec. 416 of Public Law 439, 81st Congress, approved October 31, 1949.

⁶ Comprises \$405,449,370, Federal aid highways; \$2,319,847, prewar Federal aid primary; \$2,951,569, prewar Federal aid grade crossing elimination; \$312,693, Emergency relief (works program); \$4,196,011, access roads, act of 1950; \$1,062,677, prewar Federal aid secondary or feeder roads; and \$740,821, public lands highways.

⁷ Comprises \$372,705, access roads (Defense Act); \$1,095,753, survey and planning; \$4,926 cr., flight strips (Defense Act); \$248,150, strategic highway network; \$99,621, payment of claims; and \$1,290,882, war and emergency damage, Hawaii.

⁸ Includes expenditures of \$75,936 for maintenance and repair of vessels, as follows: California, \$1,548; Maine, \$34,886; Massachusetts, \$30,687; and New York, \$3,816.

734 1952 REPORT OF THE SECRETARY OF THE TREASURY

TABLE 100.—Expenditures made by the Government as direct payments to States under cooperative arrangements and expenditures within States which provided relief and other aid, fiscal year 1952—Continued

PART A. GRANTS TO STATES AND LOCAL UNITS—Continued

State	Department of the Interior				Department of Labor	Federal Security Agency	
	Federal Aid, Wildlife Restoration, Fish and Wildlife Service—Regular grants	Payments from receipts under Mineral Leasing Act—Shared revenues	Payments from receipts under Migratory Bird Conservation Act and Alaska game law ⁹ —Shared revenues	Payments under certain special funds ¹¹ —Shared revenues	Unemployment Compensation and Employment Service Administration—Regular grants	American Printing House for the Blind—Regular grants	Office of Vocational Rehabilitation—Regular grants
	(15)	(16)	(17)	(18)	(19)	(20)	(21)
Alabama	\$257,363	\$1,344	\$1,804	\$2,009	\$2,696,134	\$4,577	\$598,448
Arizona	228,892	42,703	1	325,278	1,452,555	692	91,580
Arkansas	183,604	154	3,052	3,687	1,864,807	2,482	309,042
California	396,096	3,120,706	1,599	51,424	18,757,966	6,713	1,540,348
Colorado	323,294	2,254,317		22,220	1,410,638	1,261	153,563
Connecticut	44,353				2,779,723	1,241	298,402
Delaware	65,321		103		439,033		150,641
District of Columbia					643,365	244	183,100
Florida	153,281	11	516	2,652	2,859,980	1,119	680,208
Georgia	95,456		27,533		2,839,439	3,478	1,409,910
Idaho	117,640	66,739	2,086	31,010	898,985	366	60,528
Illinois	533,742	8	1,633		9,314,114	5,411	950,799
Indiana	162,353				3,165,294	2,502	556,538
Iowa	197,540		914		1,450,583	2,380	273,361
Kansas	30,623	41,146		84	1,443,560	1,282	217,272
Kentucky	150,017		556		2,168,958	2,502	136,007
Louisiana	182,432	15,945	108,587	61	2,745,189	2,339	503,018
Maine	114,055		327		1,097,496		90,270
Maryland	46,512		103		3,092,135	2,319	297,428
Massachusetts	48,561		82		8,426,866	4,902	229,449
Michigan	554,670	679	3,407	267	6,654,271	5,797	949,162
Minnesota	379,729		3,921	128	2,950,718	2,848	283,124
Mississippi	112,161	249	3,950		1,936,134	2,014	356,781
Missouri	184,130		2,673	60	3,311,622	3,011	430,042
Montana	181,440	572,344	9,162	36,329	939,907	468	142,315
Nebraska	142,505	732	21,813	2,364	868,173	732	196,311
Nevada	105,559	178,231	2,756	327,266	565,359		22,335
New Hampshire	72,503				962,048		55,817
New Jersey	102,941		85		7,256,141	4,150	386,179
New Mexico	235,977	2,736,437	665	25,016	943,212	1,343	100,827
New York	420,789		1,152		27,976,787	10,883	1,423,059
North Carolina	117,071		522		3,424,832	6,896	757,418
North Dakota	160,939	42,967	15,376	1,441	567,224	631	89,567
Ohio	287,584				8,505,183	5,980	463,242
Oklahoma	193,968	20,886	7,603	6,726	2,093,787	1,668	475,320
Oregon	118,140	5,391	17,631	3,225,657	2,263,305	1,037	278,205
Pennsylvania	477,391				14,097,942	8,828	1,557,247
Rhode Island	21,361				1,762,075		108,075
South Carolina	86,828		127		2,377,997	1,770	479,572
South Dakota	171,332	11,564	1,091	4,073	490,305	732	89,578
Tennessee	199,654		52		2,897,587	2,807	620,015
Texas	518,996		6,670		6,782,843	5,492	925,727
Utah	148,872	1,027,119		22,511	1,240,006	651	116,891
Vermont	44,964		2		458,509		87,112
Virginia	175,730		396		1,819,633	3,478	435,352
Washington	274,734	840	1,181	24,509	3,678,910	1,485	487,731
West Virginia	193,088				1,353,538	1,729	483,159
Wisconsin	220,813		5,628	137	2,866,503	3,153	491,955
Wyoming	194,280	4,965,434	28	69,613	552,208		91,168
Alaska	97,955	2,205	62,379	308	714,494		4,852
Hawaii	45,451				599,455	244	147,199
Puerto Rico	9,270				381,585	1,363	240,268
Virgin Islands					18,486		
Advances and other undistributed							
Total	9,585,031	15,108,149	317,168	4,184,832	182,893,690	125,000	21,505,547

⁹ Comprises \$9,400,482 for Federal aid, wildlife restoration, and \$184,549 for Federal aid in fish restoration and management.

¹⁰ Comprises payments of \$254,852 under Migratory Bird Conservation Act and \$62,316 under Alaska game law.

¹¹ Comprises \$406,184, payments to States from grazing receipts; \$6,164, payments to Oklahoma from royalties, oil and gas, South Half of Red River; \$3,172,177, payment to counties, Oregon and California grant lands; \$308, payments to Territory of Alaska, income and proceeds, Alaska school lands; and \$300,000 each to Arizona and Nevada under Colorado River Dam fund.

TABLE 100.—Expenditures made by the Government as direct payments to States under cooperative arrangements and expenditures within States which provided relief and other aid, fiscal year 1952—Continued

PART A. GRANTS TO STATES AND LOCAL UNITS—Continued

State	Federal Security Agency—Continued						
	Office of Education				Public Health Service		
	Colleges for agriculture and mechanic arts—Regular grants	Cooperative vocational education—Regular grants	Survey and school construction—Emergency grants	Maintenance and operation of schools—Emergency grants	Venereal disease control—Regular grants	Tuberculosis control—Regular grants	General health assistance—Disease and sanitation investigation and control, Alaska—Regular grants
	(22)	(23)	(24)	(25)	(26)	(27)	(28)
Alabama.....	\$100,537	\$703,984	\$323,873	\$434,561	\$292,129	\$135,499	\$409,603
Arizona.....	77,476	171,985	2,649,940	461,443	62,998	59,288	97,060
Arkansas.....	89,045	534,157	1,152,701	604,367	144,791	91,625	266,728
California.....	175,584	1,026,077	1,936,776	5,297,571	150,799	297,052	631,496
Colorado.....	83,216	221,006	361,079	1,002,602	38,045	51,569	130,723
Connecticut.....	90,020	262,071	40,211	440,446	33,854	83,063	128,211
Delaware.....	73,172	163,144	10,000	747,957	17,614	23,044	24,166
District of Columbia.....		99,137			173,354	49,807	49,125
Florida.....	97,640	336,880	261,698	155	518,380	131,791	265,838
Georgia.....	104,355	744,062	2,260,359	2,569,357	951,144	189,065	417,254
Idaho.....	75,871	161,967	383,078	169,588	30,219	18,296	78,492
Illinois.....	156,893	1,178,578	2,347,385	869,713	294,824	281,414	565,121
Indiana.....	109,239	637,555	240,969	511,966	97,732	121,452	313,263
Iowa.....	96,142	554,685	267,751	105,506	52,760	52,023	222,271
Kansas.....	89,003	393,659	621,342	1,453,546	37,346	71,882	184,376
Kentucky.....	99,371	689,041	779,592	1,075,446	305,112	161,124	366,229
Louisiana.....	96,765	521,797	533,302	127,632	497,093	119,315	313,322
Maine.....	79,114	165,062	9,076	175,576	17,691	32,139	100,312
Maryland.....	93,368	308,815	840,999	701,374	156,772	128,083	172,018
Massachusetts.....	116,782	524,087		346,977	51,978	200,150	432,317
Michigan.....	133,550	859,863	3,905,254	1,437,305	141,907	195,548	467,411
Minnesota.....	99,746	575,702	28,140	33,999	26,106	83,089	263,244
Mississippi.....	91,732	625,916	902,580	343,683	546,988	138,994	350,238
Missouri.....	109,443	742,249	1,478,578	293,445	238,626	133,853	340,726
Montana.....	75,895	173,157	111,941	25,321	18,031	23,864	70,755
Nebraska.....	83,220	303,830	396,415	401,654	42,661	38,100	135,837
Nevada.....	71,597	98,013	755,508	165,560	19,153	11,355	39,411
New Hampshire.....	75,318	158,344	9,450	71,402	12,103	18,133	54,587
New Jersey.....	118,226	530,728	44,042	288,216	77,714	140,591	323,726
New Mexico.....	76,794	172,111	1,031,973	259,405	26,502	43,015	103,472
New York.....	217,912	1,737,516	104,190	476,329	220,598	407,286	856,042
North Carolina.....	110,513	888,356	238,452	647,904	474,170	179,291	485,574
North Dakota.....	76,180	213,284	41,022	76,573	26,363	43,426	77,518
Ohio.....	149,258	1,114,089	2,280,456	1,035,975	297,619	252,646	577,703
Oklahoma.....	92,275	538,288	2,059,708	1,310,314	142,522	103,135	240,143
Oregon.....	85,173	221,147	503,230	421,424	57,252	56,923	132,998
Pennsylvania.....	174,701	1,462,540	520,434	450,097	117,557	263,973	767,629
Rhode Island.....	77,898	114,870	204,024	280,189	16,041	32,879	58,596
South Carolina.....	91,115	490,390	546,409	350,907	443,137	132,837	286,002
South Dakota.....	76,510	202,677	54,501	262,554	18,523	25,398	81,063
Tennessee.....	102,831	692,878	349,570	217,659	161,254	167,356	335,095
Texas.....	146,909	1,350,665	5,802,193	544,699	700,538	193,311	722,568
Utah.....	76,871	168,582	221,087	3,216,645	19,402	20,123	89,055
Vermont.....	73,768	153,509	6,276	33,026	11,313	20,366	43,327
Virginia.....	103,100	608,780	2,702,342	2,550,560	146,920	175,373	332,802
Washington.....	93,727	322,507	5,116,132	1,724,243	30,765	76,726	180,606
West Virginia.....	90,003	424,538	5,210	17,883	161,647	81,391	212,835
Wisconsin.....	104,256	610,830	8,131	72,822	20,696	92,392	267,196
Wyoming.....	72,898	165,000		85,576	18,730	10,986	51,201
Alaska.....	50,000		249,344	741,438	16,078	78,549	12 679,774
Hawaii.....	74,945	165,000	90,037	770,127	16,794	56,535	46,271
Puerto Rico.....	50,000	478,510	19,701		288,814	195,123	331,634
Virgin Islands.....		19,992	367		14,469	11,266	6,705
Advances and other undistributed.....							
Total.....	5,030,000	25,777,630	44,901,464	35,941,311	8,495,633	5,799,514	14,129,999

¹² Includes \$630,000 for disease and sanitation investigation and control activities in Alaska.

TABLE 100.—Expenditures made by the Government as direct payments to States under cooperative arrangements and expenditures within States which provided relief and other aid, fiscal year 1952—Continued

PART A. GRANTS TO STATES AND LOCAL UNITS—Continued

State	Federal Security Agency—Continued					
	Public Health Service—Continued					
	Mental health activities—Regular grants	Cancer control—Regular grants	Heart disease control—Regular grants	Water pollution control—Industrial waste studies—Regular grants	Hospital construction survey and planning—Regular grants	National Institutes of Health, construction grants
						National Cancer Institute—Regular grants National Heart Institute—Regular grants
	(29)	(30)	(31)	(32)	(33)	(34) (35)
Alabama.....	\$71,893	\$50,906	\$48,395	\$19,500	\$5,376,218	-----
Arizona.....	17,808	13,729	6,600	9,300	711,341	-----
Arkansas.....	35,083	49,524	18,690	15,000	4,082,109	-----
California.....	166,269	167,351	67,607	29,100	2,886,581	\$305,000 \$285,000
Colorado.....	26,127	32,473	21,128	10,300	652,728	25,000 205,000
Connecticut.....	36,030	38,491	22,648	11,200	998,962	-----
Delaware.....	20,475	3,746	13,556	7,800	390,303	-----
District of Columbia.....	19,637	14,084	10,881	6,373	307,974	-----
Florida.....	57,724	58,746	32,954	21,600	1,941,612	-----
Georgia.....	79,008	82,121	49,949	19,800	4,206,107	200,000
Idaho.....	20,468	18,358	16,073	8,700	634,688	-----
Illinois.....	148,424	171,190	62,069	24,700	3,566,057	-----
Indiana.....	65,611	73,927	39,566	16,900	3,049,477	-----
Iowa.....	52,092	59,092	9,475	13,700	2,314,010	50,000
Kansas.....	38,633	45,840	19,274	12,200	1,018,054	80,000
Kentucky.....	68,191	75,709	45,054	18,300	3,707,180	-----
Louisiana.....	60,465	56,390	28,373	16,600	3,442,350	188,540
Maine.....	17,697	16,462	4,975	9,800	1,041,860	-----
Maryland.....	44,947	43,613	25,789	12,500	2,118,957	505,750 204,000
Massachusetts.....	86,155	102,303	31,653	28,950	2,297,485	200,000 45,750
Michigan.....	123,542	116,598	40,464	21,600	3,301,100	200,000
Minnesota.....	59,681	61,537	25,630	15,115	2,883,920	145,950 6,000
Mississippi.....	55,095	66,469	42,643	17,600	3,722,071	-----
Missouri.....	80,142	89,485	42,987	17,400	4,759,263	614,000
Montana.....	20,475	16,271	5,933	8,500	186,384	-----
Nebraska.....	19,383	20,880	10,153	10,500	1,059,248	-----
Nevada.....	10,100	5,900	3,475	7,500	183,596	-----
New Hampshire.....	20,195	-----	3,909	8,600	575,657	-----
New Jersey.....	91,223	80,106	41,617	17,100	3,361,904	-----
New Mexico.....	18,569	4,500	9,908	9,500	1,471,056	-----
New York.....	260,882	259,290	76,678	34,400	3,427,607	408,000 3,000
North Carolina.....	92,858	40,352	11,875	22,400	5,111,718	118,605
North Dakota.....	20,472	18,633	15,995	8,700	257,511	-----
Ohio.....	146,695	149,343	59,211	34,836	5,472,730	-----
Oklahoma.....	47,651	53,486	30,126	15,650	4,612,110	-----
Oregon.....	28,605	18,741	6,215	11,900	1,004,489	-----
Pennsylvania.....	157,262	170,844	67,067	31,400	7,823,822	50,000 226,000
Rhode Island.....	20,475	13,089	6,737	9,000	919,535	-----
South Carolina.....	48,459	53,879	30,145	15,800	3,084,355	100,000
South Dakota.....	12,556	13,523	5,430	8,800	560,729	-----
Tennessee.....	64,177	55,137	27,920	19,000	3,024,551	-----
Texas.....	115,216	126,413	-----	42,000	8,707,129	-----
Utah.....	19,616	14,229	12,934	9,100	406,286	-----
Vermont.....	20,382	11,797	7,455	8,300	264,957	-----
Virginia.....	71,342	64,050	-----	17,400	2,918,942	75,000
Washington.....	43,204	47,561	21,292	21,500	1,374,562	-----
West Virginia.....	42,341	36,425	22,167	13,600	1,212,879	-----
Wisconsin.....	64,244	57,843	23,963	24,148	3,807,241	166,000
Wyoming.....	5,500	12,014	4,200	7,900	137,648	-----
Alaska.....	4,800	2,580	1,400	7,800	47,319	-----
Hawaii.....	18,162	10,221	15,121	8,400	434,015	-----
Puerto Rico.....	52,447	53,918	35,412	17,800	1,737,928	-----
Virgin Islands.....	20,475	1,412	3,297	-----	-----	-----
Advances and other undistributed.....	-----	-----	-----	-----	-----	-----
Total.....	3,008,958	2,921,530	1,285,071	835,572	122,602,315	3,027,305 1,469,290

TABLE 100.—*Expenditures made by the Government as direct payments to States under cooperative arrangements and expenditures within States which provided relief and other aid, fiscal year 1952—Continued*

PART A. GRANTS TO STATES AND LOCAL UNITS—Continued

State	Federal Security Agency—Continued						
	Social Security Administration						
	Old-age assistance—Regular grants (36)	Aid to permanently and totally disabled—Regular grants (37)	Aid to dependent children—Regular grants (38)	Aid to the blind—Regular grants (39)	Maternal and child health services—Regular grants (40)	Services for crippled children—Regular grants (41)	Child-welfare services—Regular grants (42)
Alabama.....	\$15,185,853	\$1,662,009	\$6,112,801	\$332,598	\$479,576	\$414,186	\$298,663
Arizona.....	5,169,221		2,463,850	276,611	165,889	*1,720	64,456
Arkansas.....	11,334,632	28,000	4,196,896	406,529	251,992	294,043	121,571
California.....	89,785,384		29,328,294	3,891,431	437,374	299,109	291,930
Colorado.....	16,008,183	1,438,464	3,097,376	116,263	213,329	130,150	79,314
Connecticut.....	6,707,355		3,210,533	119,135	119,034	177,201	113,797
Delaware.....	471,938	37,199	495,044	80,138	88,462	71,416	51,637
District of Columbia.....	926,896	443,032	1,359,878	89,458	144,987	149,487	42,335
Florida.....	20,215,383		8,408,340	1,014,894	261,317	189,126	129,854
Georgia.....	23,767,432	110,000	9,097,294	840,503	499,639	351,183	230,417
Idaho.....	3,066,602	278,123	1,287,470	68,315	89,713	97,144	39,185
Illinois.....	36,710,948	870,991	14,120,131	1,503,989	316,761	132,666	196,756
Indiana.....	13,578,380		4,849,056	607,498	256,842	138,396	75,947
Iowa.....	15,530,593		3,077,865	457,498	164,867	240,139	206,753
Kansas.....	12,588,210	807,137	2,512,499	203,847	134,468	131,101	118,426
Kentucky.....	15,854,709		8,510,668	646,812	383,152	395,753	263,764
Louisiana.....	38,354,495	3,991,480	10,620,797	568,964	333,949	257,646	212,295
Maine.....	4,633,262		2,555,377	200,995	110,044	106,997	73,794
Maryland.....	3,410,502	904,088	3,180,991	160,675	274,241	243,039	110,836
Massachusetts.....	34,136,662	1,455,993	6,966,328	574,109	275,403	184,806	72,949
Michigan.....	30,305,906	196,459	14,014,797	646,294	414,116	312,432	196,209
Minnesota.....	17,331,922		4,677,879	457,868	217,467	229,554	151,924
Mississippi.....	10,739,427	156,873	2,337,688	604,003	347,265	315,194	264,054
Missouri.....	46,682,870	3,979,298	10,959,650	668,300	254,168	215,000	188,600
Montana.....	3,729,416	304,631	1,344,242	195,401	71,415	96,427	43,247
Nebraska.....	7,414,752		1,574,839	267,130	103,625	127,205	23,478
Nevada.....	1,022,962				61,162	55,599	25,737
New Hampshire.....	2,150,373		833,718	100,351	90,391	70,227	49,990
New Jersey.....	7,238,070	409,784	2,885,828	303,673	187,545	217,331	69,087
New Mexico.....	3,424,302	685,370	2,714,612	152,070	125,413	86,023	98,046
New York.....	41,192,291	11,544,917	34,466,250	1,697,821	449,753	365,806	99,286
North Carolina.....	11,308,731	858,279	7,251,002	1,288,257	599,113	461,779	283,056
North Dakota.....	2,863,382	206,162	962,729	42,240	91,038	83,240	39,888
Ohio.....	36,369,680	1,834,631	8,376,955	1,293,113	417,827	325,250	152,900
Oklahoma.....	32,246,100	589,874	11,740,933	899,183	197,383	312,077	178,873
Oregon.....	7,744,381	584,033	2,103,744	144,679	110,441	97,246	80,774
Pennsylvania.....	23,421,018	4,638,191	21,602,573	3,640,545	491,013	350,202	315,268
Rhode Island.....	3,133,956	80,199	2,003,992	68,480	81,966	116,823	40,602
South Carolina.....	9,679,193	984,914	2,709,787	392,788	271,144	316,622	94,961
South Dakota.....	3,819,278	63,827	1,488,759	67,225	69,530	91,059	92,348
Tennessee.....	15,370,672		9,038,934	825,390	452,582	350,796	311,727
Texas.....	57,883,874		7,428,545	1,805,713	552,373	484,614	413,817
Utah.....	3,265,649	544,010	1,802,284	80,286	138,842	103,389	62,693
Vermont.....	2,220,535	52,908	515,483	61,691	76,571	72,972	57,475
Virginia.....	3,834,904	635,751	3,610,993	392,814	333,799	324,663	201,327
Washington.....	22,287,394	2,627,394	4,799,484	267,911	184,216	159,310	130,588
West Virginia.....	6,013,426	496,916	8,101,042	287,555	260,366	216,528	204,632
Wisconsin.....	15,581,167	285,633	4,666,327	464,791	236,894	276,073	186,260
Wyoming.....	1,387,323	168,769	322,363	28,907	88,841	38,898	42,756
Alaska.....	555,878		372,755		124,621	118,121	49,388
Hawaii.....	591,214	400,434	1,732,434	35,126	129,061	164,593	43,078
Puerto Rico.....	1,721,304	367,384	1,393,852	43,384	372,083	315,329	228,028
Virgin Islands.....	59,256	2,705	31,055	4,080	70,717	63,240	31,141
Advances and other undistributed.....							
Total.....	800,284,596	44,725,862	303,279,995	29,397,193	12,676,790	11,109,520	7,245,417

* Deduct.

TABLE 100.—Expenditures made by the Government as direct payments to States under cooperative arrangements and expenditures within States which provided relief and other aid, fiscal year 1952—Continued

PART A. GRANTS TO STATES AND LOCAL UNITS—Continued

State	Housing and Home Finance Agency: Public Housing Administration	Federal Civil Defense Administration	Federal Power Commission: Payments to States under Federal Power Act—Shared revenues	Veterans' Administration			Total grant payments (Part A)
	Federal annual contributions—Regular grants (43)	Federal contributions—Emergency grants (44)	(45)	State and territorial homes for disabled soldiers and sailors—Regular grants (46)	Supervision of on-the-job training—Regular grants (47)	Administration of unemployment and self-employment allowances—Regular grants (48)	
Alabama.....	\$239,179	\$6,084	\$43	-----	\$35,645	-----	\$49,364,438
Arizona.....	-----	1,392	368	-----	21,305	\$7,423	23,194,083
Arkansas.....	8,801	-----	17	-----	62,066	4,588	37,823,691
California.....	336,615	237,782	16,753	\$749,471	219,153	39,999	195,140,788
Colorado.....	-----	35,301	606	26,725	38,235	245	37,614,863
Connecticut.....	263,217	38,712	-----	269,772	39,366	-----	22,067,824
Delaware.....	18,323	11,202	-----	-----	10,251	669	5,555,195
District of Columbia.....	77,112	34,431	-----	-----	-----	1,161	6,355,860
Florida.....	267,887	-----	5	-----	71,342	12,391	52,257,069
Georgia.....	231,460	3,720	-----	-----	78,765	136	66,820,966
Idaho.....	5,439	-----	1,684	22,977	-----	-----	13,403,379
Illinois.....	283,189	106	-----	490,258	101,524	31,108	102,694,449
Indiana.....	70,192	-----	-----	128,120	50,835	2,960	38,088,673
Iowa.....	-----	-----	-----	107,475	42,025	-----	39,452,347
Kansas.....	-----	6,507	-----	12,569	22,313	-----	33,152,005
Kentucky.....	425,386	-----	-----	-----	45,267	11,906	47,212,388
Louisiana.....	972,786	830	-----	-----	96,275	5,888	81,262,160
Maine.....	-----	-----	-----	-----	-----	-----	15,108,917
Maryland.....	331,718	81,709	-----	-----	19,142	9,161	22,638,951
Massachusetts.....	639,789	6,540	-----	308,503	87,792	13,231	70,901,811
Michigan.....	140,220	38,623	59	301,232	47,384	1,443	85,116,944
Minnesota.....	66,081	1	11	134,982	50,111	8,290	46,058,653
Mississippi.....	78,988	-----	24	-----	41,875	-----	37,028,558
Missouri.....	82,473	90,058	2	44,154	80,496	2,103	92,911,900
Montana.....	36,611	292	779	23,539	18,641	431	15,954,993
Nebraska.....	130,768	-----	-----	91,040	24,778	1,878	21,446,251
Nevada.....	-----	-----	902	-----	3,720	427	7,470,619
New Hampshire.....	-----	230	-----	16,892	15,804	3,413	8,194,248
New Jersey.....	683,525	6,129	-----	76,319	40,417	29,507	34,039,742
New Mexico.....	-----	-----	10	-----	19,257	-----	23,910,542
New York.....	1,153,502	1,058,234	-----	4,506	142,099	-----	163,083,171
North Carolina.....	265,294	-----	36	-----	117,135	-----	52,412,454
North Dakota.....	-----	-----	-----	23,658	2,742	-----	14,491,947
Ohio.....	-----	307,443	-----	287,260	90,094	11,601	98,569,227
Oklahoma.....	-----	-----	-----	32,240	53,993	9,292	70,982,210
Oregon.....	14,642	50,444	2,760	-----	20,551	-----	33,223,988
Pennsylvania.....	244,165	-----	38	91,233	158,633	39,783	110,561,175
Rhode Island.....	7,583	1,010	-----	63,629	17,344	-----	14,102,668
South Carolina.....	137,099	3,061	11	-----	21,728	-----	33,393,342
South Dakota.....	-----	-----	-----	53,978	12,553	-----	15,950,132
Tennessee.....	471,339	36,409	-----	-----	61,972	-----	49,063,608
Texas.....	263,937	2,559	-----	-----	120,675	-----	143,515,752
Utah.....	-----	-----	1,226	-----	31,425	232	18,582,213
Vermont.....	-----	-----	-----	24,285	11,041	-----	6,100,272
Virginia.....	31,840	77	16	-----	52,401	-----	33,876,494
Washington.....	111,012	36,908	1,458	165,833	25,884	-----	58,701,516
West Virginia.....	75,747	-----	3	-----	49,545	8,512	27,482,463
Wisconsin.....	7,140	-----	60	87,823	34,659	4,647	44,031,457
Wyoming.....	-----	-----	224	5,896	5,078	576	13,895,679
Alaska.....	59,497	-----	500	-----	-----	-----	4,345,780
Hawaii.....	289,282	-----	-----	-----	5,672	-----	9,971,357
Puerto Rico.....	-----	-----	13	-----	7,997	-----	15,478,167
Virgin Islands.....	-----	-----	-----	-----	-----	-----	462,262
Advances and other undistributed.....	-----	-----	-----	-----	-----	-----	-----
Total.....	8,521,839	2,095,795	27,609	3,644,370	2,427,007	263,001	2,364,527,544

TABLE 100.—*Expenditures made by the Government as direct payments to States under cooperative arrangements and expenditures within States which provided relief and other aid, fiscal year 1952—Continued*

PART B. FEDERAL AID PAYMENTS TO INDIVIDUALS, ETC., WITHIN THE STATES
OTHER THAN DIRECT GRANTS AND LOANS

State	Department of Agriculture			Department of Commerce		Defense Department	
	Agricultural conservation program	Administration of Sugar Act program	Farm housing program, repair and improvement grants ¹³	Bureau of Public Roads, forest highways	State Marine Schools (Subsistence of cadets)	Army	
						Reimbursement for education of dependents of construction personnel: river and harbor and flood control	National Guard
	(50)	(51)	(52)	(53)	(54)	(55)	(56)
Alabama.....	\$7,490,052	\$5,055	\$24,070	-----	-----	-----	\$703,231
Arizona.....	1,718,161	-----	-----	\$955,775	-----	-----	672,738
Arkansas.....	6,313,277	-----	9,615	281,079	-----	\$4,523	719,839
California.....	4,990,515	6,316,824	-----	1,519,748	\$54,444	5,604	3,871,630
Colorado.....	4,101,314	4,797,580	-----	701,515	-----	-----	595,572
Connecticut.....	586,615	-----	500	-----	-----	-----	390,975
Delaware.....	421,478	-----	-----	-----	-----	-----	508,853
District of Columbia.....	-----	-----	-----	-----	-----	-----	277,847
Florida.....	2,523,082	1,089,764	-----	63,248	-----	-----	1,753,468
Georgia.....	7,230,160	-----	500	5,036	-----	-----	1,999,441
Idaho.....	1,766,498	3,035,516	-----	1,219,551	-----	-----	837,814
Illinois.....	10,136,036	61,014	-----	-----	-----	-----	5,019,080
Indiana.....	6,659,654	4,887	-----	-----	-----	-----	2,639,390
Iowa.....	11,001,740	24,769	-----	15,470	-----	-----	1,768,090
Kansas.....	8,298,777	113,735	-----	-----	-----	-----	1,797,304
Kentucky.....	7,609,890	-----	2,495	3,908	-----	-----	806,078
Louisiana.....	4,579,030	5,378,296	500	60,160	-----	-----	1,946,152
Maine.....	1,126,552	-----	1,000	199	61,050	-----	1,076,255
Maryland.....	1,636,133	-----	-----	-----	-----	-----	1,782,898
Massachusetts.....	1,575,919	-----	-----	-----	50,101	-----	3,416,375
Michigan.....	5,637,847	1,510,220	150	54,390	-----	-----	3,144,018
Minnesota.....	6,835,410	-----	500	79,880	-----	-----	1,228,648
Mississippi.....	7,109,227	1,493,931	16,540	8,498	-----	-----	1,518,006
Missouri.....	11,999,379	-----	2,800	104,316	-----	-----	2,066,609
Montana.....	3,829,518	1,400,052	-----	1,320,241	-----	11,334	665,518
Nebraska.....	7,209,227	1,713,193	500	9,950	-----	-----	1,027,063
Nevada.....	260,606	-----	-----	202,738	-----	-----	326,087
New Hampshire.....	496,043	-----	-----	94,461	-----	-----	730,431
New Jersey.....	919,488	-----	-----	-----	-----	-----	4,304,834
New Mexico.....	2,169,180	20,256	500	571,330	-----	-----	608,511
New York.....	6,171,245	-----	500	-----	117,358	-----	5,563,181
North Carolina.....	7,721,913	-----	500	113,540	-----	-----	2,024,286
North Dakota.....	5,876,545	815,430	-----	-----	-----	9,951	150,048
Ohio.....	6,415,335	328,857	-----	1,888	-----	-----	3,098,335
Oklahoma.....	8,913,826	-----	-----	-----	-----	-----	131,518
Oregon.....	2,545,975	835,262	500	1,949,716	-----	45,023	1,544,631
Pennsylvania.....	6,708,952	-----	-----	-----	-----	-----	2,396,283
Rhode Island.....	87,466	-----	-----	-----	-----	-----	193,443
South Carolina.....	3,796,102	100,580	-----	59,402	-----	-----	2,867,473
South Dakota.....	4,426,168	-----	500	105,820	-----	284,570	87,303
Tennessee.....	6,674,765	-----	12,105	56,478	-----	-----	1,767,427
Texas.....	21,321,076	35,792	-----	71,500	-----	-----	5,722,940
Utah.....	1,426,815	982,014	-----	391,927	-----	-----	619,862
Vermont.....	1,531,016	-----	-----	58,110	-----	-----	223,648
Virginia.....	5,211,992	-----	-----	108,442	-----	-----	1,064,140
Washington.....	3,003,159	1,042,082	-----	837,686	-----	122,577	1,563,045
West Virginia.....	2,101,458	-----	500	81,667	-----	-----	821,838
Wisconsin.....	7,659,698	188,526	-----	125,775	-----	-----	2,393,132
Wyoming.....	1,905,209	1,089,815	-----	430,771	-----	-----	318,689
Alaska.....	30,736	-----	-----	1,733,563	-----	-----	690,109
Hawaii.....	197,750	9,142,329	-----	-----	-----	-----	1,815,509
Puerto Rico.....	980,435	17,127,255	-----	-----	-----	-----	1,351,914
Virgin Islands.....	14,212	97,776	23,940	-----	-----	-----	-----
Advances and other undistributed.....	10,671	-----	500	-----	-----	-----	-----
Total.....	240,062,247	58,748,810	98,215	13,297,265	282,953	483,582	84,206,509

¹³ Represents grants made to farm owners under the Farm Housing Program, pursuant to Sec. 504 (a) of the Housing Act of 1949, Public Law 171, 81st Congress.

TABLE 100.—*Expenditures made by the Government as direct payments to States under cooperative arrangements and expenditures within States which provided relief and other aid, fiscal year 1952—Continued*

PART B. FEDERAL AID PAYMENTS TO INDIVIDUALS, ETC., WITHIN THE STATES OTHER THAN DIRECT GRANTS AND LOANS—Continued

State	Defense Department—Con.	Department of Labor: Re-conversion unemployment benefits for seamen	Federal Security Agency: Public Health Service—National Institutes of Health				
	Air Force		Research grants				
	National Guard		National Cancer Institute	National Dental Institute	Division of Research Grants	National Heart Institute	National Mental Health Institute
	(57)	(58)	(59)	(60)	(61)	(62)	(63)
Alabama.....	\$1,759,983		\$16,177		\$52,864	\$17,785	
Arizona.....	999,656					10,800	
Arkansas.....	299,357		1,566		23,040	5,022	\$15,919
California.....	3,005,633	\$2,380	359,022	\$4,860	585,747	559,979	43,890
Colorado.....	34,193		5,076	5,000	31,405	54,380	7,532
Connecticut.....	752,080		90,751	2,646	119,107	8,914	85,539
Delaware.....	41,493						
District of Columbia.....	144,644		61,845	1,152	67,117	118,604	40,409
Florida.....	977,545		39,835		38,844	11,000	
Georgia.....	942,458		19,944	5,638	51,740	71,366	11,448
Idaho.....	99,606				2,052		
Illinois.....	471,777		134,880	36,807	403,598	315,586	140,120
Indiana.....	93,001		38,319		22,183	7,499	19,850
Iowa.....	1,119,111			4,863	70,767		33,746
Kansas.....	44,962		18,067		37,042	43,000	31,684
Kentucky.....	50,938		6,000		21,492	25,835	
Louisiana.....	88,956		30,995		46,576	79,315	
Maine.....	42,628		124,075				16,254
Maryland.....	339,707		48,388		118,509	119,950	53,749
Massachusetts.....	1,516,530		368,479	33,762	558,190	952,157	215,287
Michigan.....	352,849		46,862	11,252	182,626	83,052	194,408
Minnesota.....	27,462		57,531	7,327	150,333	145,173	25,010
Mississippi.....	1,328,943					10,724	
Missouri.....	231,410		59,683		112,746	153,232	78,795
Montana.....	50,947					33,000	
Nebraska.....	46,541				29,956	31,114	
Nevada.....	47,430						
New Hampshire.....	86,980						
New Jersey.....	430,767	445	20,400	7,134	7,151	11,232	9,535
New Mexico.....	9,726		5,238				
New York.....	3,005,631	* 585	626,387	72,248	570,349	932,039	251,471
North Carolina.....	890,120		26,509		125,503	141,780	42,281
North Dakota.....	551,131				8,926		
Ohio.....	3,708,072		154,643	9,909	190,042	224,299	12,636
Oklahoma.....	498,074		39,438		6,650	18,065	
Oregon.....	45,845	84	10,660		20,963	4,644	
Pennsylvania.....	1,332,334	175	286,815	17,481	159,532	493,950	42,830
Rhode Island.....	351,685		20,228		17,570		
South Carolina.....	500,507		18,511		18,933	23,511	
South Dakota.....	628,288				6,550		7,587
Tennessee.....	445,167		62,684		57,630	52,346	10,435
Texas.....	578,056	* 203	64,213		116,003	32,164	
Utah.....	544,796		32,866		83,953	21,526	9,886
Vermont.....	57,549		15,000			30,793	
Virginia.....			28,944	7,700	39,169	67,165	
Washington.....	55,066		113,024		178,263	104,077	15,636
West Virginia.....	110,917				4,696		
Wisconsin.....	313,174		21,753	4,606	94,983	25,994	
Wyoming.....	61,821						
Alaska.....							
Hawaii.....	560,608						
Puerto Rico.....	399,090		11,286		18,165	14,148	
Virgin Islands.....							
Advances and other undistributed.....	* 3,196,839						
Total.....	\$33,272,982	2,296	3,086,094	232,385	4,450,965	5,055,220	1,416,027

* Deduct.

* Represents expenditures accounted for by the National Guard Bureau. The amount each State received cannot be ascertained.

* Expenditures on an obligation basis.

TABLE 100.—*Expenditures made by the Government as direct payments to States under cooperative arrangements and expenditures within States which provided relief and other aid, fiscal year 1952—Continued*

PART B. FEDERAL AID PAYMENTS TO INDIVIDUALS, ETC., WITHIN THE STATES
OTHER THAN DIRECT GRANTS AND LOANS—Continued

State	Federal Security Agency: Public Health Service—National Institutes of Health—Continued						
	Research grants—Continued			Traineeship awards			
	National Arthritis and Metabolic Diseases Institute	National Neurological Diseases and Blindness Institute	National Microbiological Institute	National Cancer Institute	National Heart Institute	National Mental Health Institute	National Arthritis and Metabolic Diseases Institute
	(64)	(65)	(66)	(67)	(68)	(69)	(70)
Alabama.....		\$3,000	\$7,344		\$6,640		
Arizona.....			2,000				
Arkansas.....				\$3,600			
California.....	\$65,172	57,561	196,054	22,800	3,600	\$110,480	\$3,000
Colorado.....	14,177		15,590	9,000		58,004	
Connecticut.....	40,970	23,480	8,013	3,600		54,492	
Delaware.....							
District of Columbia.....	10,000	36,840	81,819	25,090	7,200	62,800	3,600
Florida.....	5,000		7,746				
Georgia.....	21,448	4,347	62,313	7,200	3,670		3,600
Idaho.....			8,640				
Illinois.....	136,405	85,098	172,927	10,800		110,208	
Indiana.....	15,000	24,279	6,564			25,798	
Iowa.....	22,032	4,300	10,890			6,000	
Kansas.....	14,765	14,513	11,874	3,600	3,900	20,000	
Kentucky.....	18,347		10,000			18,800	
Louisiana.....	46,915	14,796	66,626			59,000	
Maine.....	7,108		8,380				
Maryland.....		97,668	160,034	17,320	7,200	52,200	
Massachusetts.....	135,381	230,447	135,616	12,600	19,419	233,201	
Michigan.....	30,409	9,720	26,954	18,000		16,267	3,600
Minnesota.....	10,128	31,002	21,270	13,500	14,400	99,461	3,600
Mississippi.....							
Missouri.....	34,012	12,074	37,464	28,500		32,000	
Montana.....			1,620				
Nebraska.....		5,000	7,776			4,400	
Nevada.....							
New Hampshire.....			26,471				
New Jersey.....							
New Mexico.....	5,000						
New York.....	322,222	166,797	362,788	103,640	37,835	206,233	16,800
North Carolina.....	34,693		9,013	19,800	10,840	43,312	
North Dakota.....	16,450						
Ohio.....	51,143	47,576	135,950	7,200	13,200	65,250	
Oklahoma.....	19,692	8,294					
Oregon.....	11,863	36,807	9,250	300			
Pennsylvania.....	48,910	63,123	153,270	45,900	7,350	157,147	3,600
Rhode Island.....	5,500		5,303				
South Carolina.....			7,780		3,000		
South Dakota.....			3,900				
Tennessee.....	24,661	8,024	4,300	7,200	3,600	12,600	7,200
Texas.....	17,560	8,996	53,291	4,960		5,400	
Utah.....	180,000	28,470	17,780			8,400	
Vermont.....	4,428	2,592					
Virginia.....			7,992	3,600		6,800	3,000
Washington.....	3,075		21,778	3,600	3,600	17,405	
West Virginia.....			4,200				
Wisconsin.....	4,320	7,500	30,197	300		4,000	
Wyoming.....							
Alaska.....			7,000				
Hawaii.....			3,000				
Puerto Rico.....		11,124					
Virgin Islands.....							
Advances and other undistributed.....							
Total.....	1,376,696	1,048,408	1,930,687	372,110	145,454	1,489,659	48,000

TABLE 100.—Expenditures made by the Government as direct payments to States under cooperative arrangements and expenditures within States which provided relief and other aid, fiscal year 1952—Continued

PART B. FEDERAL AID PAYMENTS TO INDIVIDUALS, ETC., WITHIN THE STATES OTHER THAN DIRECT GRANTS AND LOANS—Continued

State	Federal Security Agency: Public Health Service—National Institutes of Health—Continued							
	Trainee- ship awards— Con.	Teaching grants			Special control grants			
		National Neuro- logical Diseases and Blindness Institute	National Cancer Institute	National Heart Institute	National Mental Health Institute	National Cancer Institute	National Heart Institute	National Mental Health Institute
Alabama		\$5,000	\$14,000	\$15,000				
Arizona								
Arkansas		24,991		15,000	\$12,600			
California	\$3,600	134,094	28,000	165,299	129,336		\$8,850	
Colorado	1,667	25,000	14,000	48,027	27,605		4,980	
Connecticut		25,000	14,000	82,567	58,480			
Delaware								
District of Columbia	3,600	85,000	28,000	157,086	21,850		32,120	
Florida								
Georgia		55,000	14,000	26,000	17,111			
Idaho								
Illinois		159,896	110,693	150,759	58,481		33,149	
Indiana		29,914		39,035				
Iowa		54,947	14,000	36,898				
Kansas		25,000	13,500	78,931			10,206	
Kentucky		29,840		64,090				
Louisiana		54,970	28,000	81,972				
Maine								
Maryland		54,997	14,000	46,954	6,264			
Massachusetts		95,000	14,000	270,916	33,222		52,975	
Michigan		44,116	38,000	74,352	25,000			
Minnesota	8,100	30,000	14,000	98,904	5,000			
Mississippi			8,000					
Missouri		101,995	22,532	87,896	29,810			
Montana					17,966		4,450	
Nebraska		58,979	14,000	23,814				
Nevada								
New Hampshire		5,000		1,500				
New Jersey	1,000							
New Mexico								
New York	18,000	248,731	69,949	361,574	208,973		24,950	
North Carolina		49,741	28,000	103,082			27,064	
North Dakota								
Ohio		84,914	55,444	173,290	15,159			
Oklahoma		25,000	14,000	15,000				
Oregon		29,933	14,000					
Pennsylvania		185,608	55,997	249,617	30,473			
Rhode Island							100	
South Carolina		25,000		6,500				
South Dakota		4,995	5,000					
Tennessee		84,836	43,700	84,678	133,951			
Texas		28,425	14,000	66,415	44,326	\$50,000		
Utah		25,000	12,500	28,959	35,962			
Vermont		24,894		14,310				
Virginia		54,944	13,840	39,020				
Washington		5,000		67,722	42,832			
West Virginia		5,000						
Wisconsin		55,000	72,600					
Wyoming								
Alaska								
Hawaii				5,666	6,644			
Puerto Rico		25,000						
Virgin Islands								
Advances and other undistrib- uted								
Total	35,967	2,060,760	801,755	2,780,833	961,045	50,000	198,844	

TABLE 100.—*Expenditures made by the Government as direct payments to States under cooperative arrangements and expenditures within States which provided relief and other aid, fiscal year 1952—Continued*

PART B. FEDERAL AID PAYMENTS TO INDIVIDUALS, ETC., WITHIN THE STATES
OTHER THAN DIRECT GRANTS AND LOANS—Continued

State	Federal Security Agency: Public Health Service—National Institutes of Health—Continued						
	Fellowship awards						
	National Cancer Institute	National Dental Institute	National Heart Institute	National Mental Health Institute	Division of Research Grants	National Arthritis and Met- abolic Diseases Institute	National Neuro- logical Diseases and Blindness Institute
	(78)	(79)	(80)	(81)	(82)	(83)	(84)
Alabama.....	\$4,540	\$2,017	\$16,960	-----	\$3,920	-----	-----
Arizona.....	-----	-----	-----	-----	-----	-----	-----
Arkansas.....	-----	-----	-----	-----	-----	-----	-----
California.....	37,784	-----	11,624	\$18,498	81,753	\$2,038	\$6,940
Colorado.....	-----	-----	11,519	-----	-----	-----	2,332
Connecticut.....	22,881	3,677	10,595	20,296	5,988	9,380	4,433
Delaware.....	-----	-----	-----	-----	-----	-----	-----
District of Columbia.....	9,760	-----	2,627	2,550	11,830	-----	-----
Florida.....	2,583	-----	-----	9,189	2,832	-----	-----
Georgia.....	-----	-----	-----	-----	-----	-----	-----
Idaho.....	-----	-----	-----	-----	-----	-----	-----
Illinois.....	50,934	15,420	25,024	17,988	7,211	4,833	3,400
Indiana.....	5,183	-----	-----	-----	3,651	2,750	-----
Iowa.....	8,350	-----	4,540	-----	2,792	-----	-----
Kansas.....	1,950	-----	4,540	-----	-----	-----	-----
Kentucky.....	-----	-----	2,000	-----	-----	-----	-----
Louisiana.....	-----	-----	-----	4,000	-----	-----	3,907
Maine.....	1,000	-----	-----	11,049	-----	-----	-----
Maryland.....	16,728	650	22,580	24,814	8,447	3,782	3,740
Massachusetts.....	64,893	-----	50,383	38,294	55,042	8,540	4,500
Michigan.....	4,794	-----	-----	1,634	7,382	-----	-----
Minnesota.....	13,417	2,002	13,187	2,750	10,990	-----	-----
Mississippi.....	-----	-----	-----	-----	-----	-----	-----
Missouri.....	15,543	-----	4,507	19,978	4,940	-----	7,140
Montana.....	-----	-----	-----	-----	-----	-----	-----
Nebraska.....	2,586	-----	-----	-----	-----	-----	-----
Nevada.....	-----	-----	-----	-----	-----	-----	-----
New Hampshire.....	-----	-----	-----	-----	-----	-----	-----
New Jersey.....	1,204	3,940	-----	-----	67	3,940	-----
New Mexico.....	-----	-----	-----	-----	-----	-----	-----
New York.....	93,465	17,436	23,681	57,818	41,784	6,973	7,726
North Carolina.....	-----	-----	11,071	2,750	4,487	-----	-----
North Dakota.....	-----	-----	-----	-----	-----	-----	-----
Ohio.....	20,531	-----	16,276	-----	15,157	5,400	-----
Oklahoma.....	5,380	-----	-----	-----	2,430	3,940	-----
Oregon.....	69	-----	-----	-----	540	4,840	-----
Pennsylvania.....	22,491	2,558	25,111	13,462	33,606	5,999	4,240
Rhode Island.....	2,420	-----	-----	-----	-----	-----	-----
South Carolina.....	-----	-----	2,817	-----	-----	-----	-----
South Dakota.....	-----	-----	-----	-----	-----	-----	-----
Tennessee.....	4,392	-----	2,550	2,350	6,858	-----	-----
Texas.....	2,350	-----	-----	-----	1,715	6,648	-----
Utah.....	8,063	-----	8,480	-----	-----	-----	-----
Vermont.....	-----	-----	-----	-----	-----	-----	-----
Virginia.....	2,551	-----	4,540	-----	1,950	-----	-----
Washington.....	2,151	-----	7,085	-----	10,395	-----	-----
West Virginia.....	-----	-----	-----	-----	-----	-----	-----
Wisconsin.....	11,737	-----	-----	2,750	9,341	-----	-----
Wyoming.....	-----	-----	-----	-----	-----	-----	-----
Alaska.....	-----	-----	-----	-----	-----	-----	-----
Hawaii.....	-----	-----	-----	-----	-----	-----	-----
Puerto Rico.....	-----	-----	-----	-----	-----	-----	-----
Virgin Islands.....	-----	-----	-----	-----	-----	-----	-----
Advances and other undistrib- uted.....	-----	-----	-----	-----	-----	-----	-----
Total.....	439,730	47,700	290,697	250,170	335,108	69,063	48,358

TABLE 100.—*Expenditures made by the Government as direct payments to States under cooperative arrangements and expenditures within States which provided relief and other aid, fiscal year 1952—Continued*PART B. FEDERAL-AID PAYMENTS TO INDIVIDUALS, ETC., WITHIN THE STATES
OTHER THAN DIRECT GRANTS AND LOANS—Continued

State	Veterans' Administration		Total payments within States (Part B)	Grand total (Parts A and B)
	Automobiles, etc., for disabled veterans (85)	Readjustment benefits (Public Law 346, June 22, 1944) and vocational rehabilitation (Public Law 16, March 24, 1943) (86)		
Alabama.....	\$52,780	\$48,420,133	\$58,625,551	\$107,989,989
Arizona.....	6,400	6,063,936	10,429,466	33,623,549
Arkansas.....	12,800	32,259,079	40,001,307	77,824,998
California.....	64,566	89,105,852	111,577,177	306,717,965
Colorado.....	4,800	17,420,791	27,991,059	65,605,922
Connecticut.....	11,200	9,158,984	11,595,143	33,662,967
Delaware.....	20,490	1,346,395	2,338,709	7,893,904
District of Columbia.....	100,741	18,869,123	20,263,344	26,619,204
Florida.....	60,785	41,222,258	47,807,179	100,064,248
Georgia.....	35,197	49,560,153	60,156,770	126,977,736
Idaho.....	9,600	7,465,795	14,445,072	27,853,451
Illinois.....	75,200	55,434,431	73,381,755	176,076,204
Indiana.....	9,600	25,139,118	34,801,154	72,889,827
Iowa.....	6,400	24,241,484	38,435,629	77,887,976
Kansas.....	6,400	11,410,945	22,004,695	55,156,700
Kentucky.....	52,732	24,457,855	33,270,210	80,482,598
Louisiana.....	16,000	62,919,048	75,505,214	156,767,374
Maine.....	16,000	3,364,572	5,856,122	20,965,039
Maryland.....	33,595	13,796,415	18,466,722	41,105,673
Massachusetts.....	38,294	27,537,790	36,726,613	107,631,424
Michigan.....	19,200	28,352,604	39,889,706	125,006,650
Minnesota.....	16,000	23,255,431	32,220,416	78,279,069
Mississippi.....	8,000	45,465,162	55,967,031	92,995,589
Missouri.....	30,300	45,709,242	60,986,903	153,898,803
Montana.....	3,200	6,801,343	14,139,189	30,094,182
Nebraska.....	9,600	15,351,024	25,544,723	46,990,974
Nevada.....	6,400	838,104	1,681,365	9,151,984
New Hampshire.....	24,000	2,757,753	4,196,168	12,390,416
New Jersey.....	57,327	27,056,334	32,861,269	66,901,011
New Mexico.....	6,460	8,215,305	11,611,456	35,521,998
New York.....	99,050	115,672,726	135,483,475	298,566,646
North Carolina.....	51,095	50,089,063	61,570,443	113,982,897
North Dakota.....	11,199	9,803,314	17,242,994	31,734,941
Ohio.....	51,105	38,835,700	53,736,811	152,306,038
Oklahoma.....	38,270	25,531,054	35,270,541	106,252,751
Oregon.....	11,195	10,321,300	17,443,400	50,667,388
Pennsylvania.....	120,535	89,279,570	101,946,919	212,508,094
Rhode Island.....	11,200	5,368,819	6,063,734	20,166,402
South Carolina.....	12,800	30,854,216	38,297,432	71,690,774
South Dakota.....	4,800	8,517,705	14,082,686	30,032,818
Tennessee.....	17,550	47,062,249	56,638,131	105,701,739
Texas.....	166,313	102,703,938	131,127,983	274,643,735
Utah.....	8,000	9,199,226	13,674,485	32,250,698
Vermont.....	3,200	2,413,531	4,379,371	10,479,643
Virginia.....	43,180	19,260,605	26,569,574	60,446,068
Washington.....	16,000	16,895,199	24,130,437	82,831,953
West Virginia.....	31,849	10,101,808	13,263,933	40,746,396
Wisconsin.....	15,922	19,316,258	30,355,566	74,387,023
Wyoming.....		3,537,449	7,343,754	21,239,353
Alaska.....		832,710	3,277,118	7,622,898
Hawaii.....		1,775,725	13,511,231	23,482,588
Puerto Rico.....	1,600	12,513,227	32,456,244	47,934,411
Virgin Islands.....			135,928	598,190
Advances and other undistributed.....	1,494	12,641,852	15,851,356	15,851,356
Total.....	1,530,363	1,415,523,701	1,876,630,658	4,241,158,202

Government Losses in Shipment

TABLE 101.—*Status as of June 30, 1952, of the revolving fund established under authority of the Government Losses in Shipment Act*

I. RECEIPTS AND EXPENDITURES

	Cumulative through June 30, 1951	Fiscal year 1952	Cumulative through June 30, 1952
Receipts:			
Appropriation.....	\$802,000.00	-----	\$802,000.00
Transferred (Sept. 21, 1939) from the securities trust fund.....	91,803.13	-----	91,803.13
Recoveries of payments for losses.....	407,303.74	\$7,901.59	415,205.33
Repayments to the fund.....	3,924.32	-----	3,924.32
Total receipts.....	1,305,031.19	7,901.59	1,312,932.78
Expenditures:			
Payments for losses.....	1,009,362.35	36,615.10	1,045,977.45
Other payments (refunds, etc.).....	92.57	-----	92.57
Total expenditures.....	1,009,454.92	36,615.10	1,046,070.02
Balance in fund.....	295,576.27	-28,713.51	266,862.76
	1,305,031.19	7,901.59	1,312,932.78

II. FUND ASSETS

	June 30, 1951	Increase, or decrease (—), fiscal year 1952	June 30, 1952
Unexpended balances:			
To the credit of the disbursing officer.....	\$295,576.27	—\$28,713.51	\$266,862.76
Total assets.....	295,576.27	—28,713.51	266,862.76

TABLE 102.—*Reported value of shipments made by or for the account of Government departments and agencies under coverage of the Government Losses in Shipment Act, as amended, fiscal years 1938-52*

[In millions of dollars]

Fiscal year	Total shipments	Classification No. 1 (cur- rency, coin, bullion, specie, etc.)	Classification No. 2 (ne- gotiable securities)	Classification No. 3 (can- celed coupons)	Classification No. 4 (all other)
1938.....	\$29,188	\$2,339	\$4,743	\$739	\$21,367
1939.....	39,504	4,069	7,193	820	27,421
1940.....	41,135	3,810	9,026	868	26,531
1941.....	81,633	12,620	24,766	873	43,374
1942.....	107,313	5,909	34,524	945	65,935
1943.....	276,320	5,735	143,994	1,136	125,454
1944.....	393,482	8,606	160,534	2,117	222,225
1945.....	455,318	6,970	194,933	3,171	250,243
1946.....	433,850	4,758	180,081	3,151	245,860
1947.....	442,136	4,509	161,321	3,289	273,019
1948.....	403,652	3,528	155,138	3,176	241,811
1949.....	405,111	4,564	148,285	3,166	249,096
1950.....	408,045	3,609	160,156	2,210	242,069
1951.....	467,215	4,056	171,182	2,817	289,160
1952.....	516,193	3,845	214,117	2,905	295,325
	4,500,096	78,928	1,770,894	31,383	2,618,891

NOTE.—Figures are rounded to nearest million and will not necessarily add to totals. Classifications Nos. 1, 2, and 3 include classes of valuables which were covered by Treasury's insurance contracts with private companies prior to enactment of the Government Losses in Shipment Act. The classes of valuables included in Classification No. 4 were not, as a general practice, insured by the Government prior to the effective date of the act.

TABLE 103.—*Estimated amounts of insurance premium savings to the Government on shipments made by or for the account of Government departments and agencies under coverage of the Government Losses in Shipment Act, as amended; calculated on three different bases, fiscal years 1933-52*

Fiscal year during which shipments were made	Estimated insurance premium savings, calculated on basis of premium rates in effect for—		
	Fiscal year 1933 ¹	Fiscal year 1937 ²	Fiscal years 1936-38 ³ (average)
1933.....	\$160,000	\$200,000	\$192,000
1939.....	456,000	515,000	503,000
1940.....	504,000	575,000	537,000
1941.....	798,000	1,145,000	1,098,000
1942.....	863,000	1,239,000	1,188,000
1943.....	3,165,000	3,947,000	3,800,000
1944.....	3,584,000	4,471,000	4,303,000
1945.....	4,288,000	5,349,000	5,148,000
1946.....	3,929,000	4,901,000	4,718,000
1947.....	3,532,000	4,403,000	4,241,000
1948.....	3,380,000	4,216,000	4,058,000
1949.....	3,257,000	4,064,000	3,911,000
1950.....	3,472,000	4,332,000	4,169,000
1951.....	3,722,000	4,644,000	4,469,000
1952.....	4,621,000	5,764,000	5,527,000
	39,731,000	49,768,000	47,862,000

¹ Year of lowest rates under insurance contract system.² Year when estimates of insurance premium savings were presented to Congress.³ Last 3 years of Government insurance contract system.TABLE 104.—*Agreements of indemnity issued by the Treasury under authority of the Government Losses in Shipment Act, as amended, Aug. 10, 1939-June 30, 1952*

Agreements of indemnity	Number	Amount
Issued through June 30, 1951.....	263	\$2,455,733.60
Issued during the fiscal year 1952.....	8	6,759.38
Total issued.....	271	2,462,492.98
Canceled through June 30, 1952.....	25	1,016,829.07
In force as of June 30, 1952.....	246	1,445,663.91

NOTE.—The Government has not sustained any actual monetary loss in connection with its liability under these agreements of indemnity.

TABLE 105.—*Number and amount of claims made and settled under authority of the Government Losses in Shipment Act, as amended, Aug. 15, 1937–June 30, 1952*

Claims	Number	Amount
Total made through June 30, 1951.....	4,383	\$3,220,117.20
Made during the fiscal year 1952:		
Processed by the Division of Deposits.....	146	49,369.67
Processed by the Bureau of the Public Debt.....	149	35,811.54
Total made through June 30, 1952.....	4,678	3,305,298.41
Settled through June 30, 1951.....	4,352	3,184,767.19
Settled during the fiscal year 1952:		
Processed by the Division of Deposits:		
Approved for payment out of the fund.....	40	1,509.37
Settled by credit in appropriate accounts.....	57	34,656.38
Settled without payment or credit.....	7	1,781.12
Losses of paid armed forces leave bonds and paid United States savings bonds, not lost in shipment, settled outside the provisions of the Government Losses in Shipment Act, as amended, through the Bureau of the Public Debt, by reducing the outstanding public debt liability and crediting the appropriate accounts.....	1	25.00
Processed by the Bureau of the Public Debt:		
Approved for payment out of the fund:		
United States savings bond redemption cases.....	114	29,940.54
Armed forces leave bond redemption cases.....	26	5,165.19
Settled without payment or credit:		
United States savings bond redemption cases.....	7	2,682.00
Armed forces leave bond redemption cases.....	2	260.77
Total claims settled through June 30, 1952.....	4,606	3,260,787.56
Unadjusted as of June 30, 1952.....	72	44,510.85
	4,678	3,305,298.41

¹ Includes claims in process of adjustment by the Bureau of the Public Debt.

International Claims

TABLE 106.—*Status of the Mexican claims fund, June 30, 1952*

	Amount
Claims certified for payment:	
By the Secretary of State:	
Decisions rendered by the General Claims Commission.....	\$201,461.08
Appraisals agreed upon by the commissioners designated by the Governments of the United States and Mexico, pursuant to the general claims protocol between the United States and Mexico, signed Apr. 24, 1934.....	2,599,166.10
Subtotal.....	2,800,627.18
By the American-Mexican Claims Commission:	
Decisions under the provisions of secs. 4 (b), 4 (c), and 5 (d) of the act.....	37,948,200.05
Total claims certified.....	40,748,827.23
Status of the fund:	
Credits:	
Payments received from Government of Mexico under the agreement of Nov. 19, 1941:	
Under the agrarian claims agreement of 1933.....	3,000,000.00
On exchange of ratifications of the agreement.....	3,000,000.00
Annual installments due from Government of Mexico through November 1951.....	25,000,000.00
Appropriation by Government of the United States on account of awards and appraisals made on behalf of Mexican nationals.....	533,658.95
Total credits.....	31,533,658.95
Debits: Amounts paid to American nationals:	
Fiscal year 1943.....	637,036.24
Fiscal year 1944.....	6,333,636.13
Fiscal year 1945.....	1,443,226.94
Fiscal year 1946.....	4,993,915.36
Fiscal year 1947.....	3,076,040.35
Fiscal year 1948.....	4,354,144.31
Fiscal year 1949.....	2,821,873.65
Fiscal year 1950.....	2,586,320.53
Fiscal year 1951.....	2,628,951.89
Fiscal year 1952.....	2,425,573.61
Total debits.....	31,300,719.01
Unexpended balance to the credit of the Chief Disbursing Officer, June 30, 1952.....	232,939.94

TABLE 107.—Number and amount of awards of the Mixed Claims Commission, United States and Germany, certified to the Secretary of the Treasury by the Secretary of State, the amount paid, and balance due, through June 30, 1952

[illegible]

Interest at 5 percent from Jan. 1, 1928, to date of payment as directed by the Settlement of War Claims Act of 1928.....		11,059,316.05		236,195.75		2,045,380.09		³ 8,755,081.58		² 22,658.63		
Total payment through June 30, 1952.....		172,407,180.35		5,203,537.70		28,065,971.34		138,949,959.62		187,711.69		
Less ½ of 1 percent deduction from each payment:												
Agreement of Aug. 10, 1922.....		⁴ 820,651.97		22,249.66		121,173.14		677,229.17				
Agreement of Dec. 31, 1928.....		⁴ 40,445.83		3,767.97		19,156.68		17,521.18				
Private Law 509.....		⁴ 938.55								938.55		
Net payments made to claimants through June 30, 1952.....	6,989	171,545,144.00	539	5,177,520.07	6,132	27,925,641.52	317	138,255,209.27	1	186,773.14		
3. Balance due on account:												
Principal of awards:												
Agreement of Aug. 10, 1922.....	327	100,559,684.40			13	17,150.69	310	39,298,414.08			4	61,244,119.63
Agreement of Dec. 31, 1928.....	27	1,002,055.03			20	1,917.23	7	1,000,137.80				
Private Law 509.....	1	58,946.94							1	58,946.94		
Interest to Jan. 1, 1928, at rates specified in awards:												
Agreement of Aug. 10, 1922.....		6,769.78				6,769.78						
Agreement of Dec. 31, 1928.....		774.36				774.36						
Accrued interest at 5 percent per annum from Jan. 1, 1928, on total amount payable as of Jan. 1, 1928, through June 30, 1952.....		139,218,683.03				⁶ 16,218.78		64,036,572.53		150,211.86		75,015,679.86
Balance due claimants through June 30, 1952.....	355	240,846,913.54			33	42,830.84	317	104,335,124.41	1	209,158.80	4	136,259,799.49

¹ Includes payments on account of interest to Jan. 1, 1928. Payments on this class of awards are first applied on account of the total amount payable as of Jan. 1, 1928, as directed by the Settlement of War Claims Act of 1928 until total of all payments on the 3 classes equals 80 percent of the amount payable Jan. 1, 1928. Payment of accrued interest since Jan. 1, 1928, on this class of claims deferred in accordance with act.

² Includes payments on account of interest to Jan. 1, 1928.

³ Payments made in accordance with Public Law 375, approved Aug. 6, 1947.

⁴ Represents deductions from payments that have been covered into the Treasury as miscellaneous receipts.

⁵ Of this amount, \$24,150.09 has been paid to the Government of Germany. A further sum of \$16,295.74 is payable in connection with the adjudication of late claims under the agreement of Dec. 31, 1928.

⁶ Interest accrued from Jan. 1, 1928, to Mar. 11, 1940, on \$26,612.06 representing awards plus interest to Jan. 1, 1928. No applications filed by claimants. Time for filing applications expired Mar. 11, 1940.

Miscellaneous

TABLE 108.—Treasury cash income and outgo, fiscal years 1943-52

[In millions of dollars]

	1943	1944	1945	1946	1947	1948	1949	1950	1951	1952
1. SUMMARY OF TREASURY CASH TRANSACTIONS										
Cash operations other than borrowing:										
Cash operating income:										
Cash budget receipts.....	22,137	43,925	45,519	38,902	39,884	41,804	38,145	36,925	47,887	61,991
Cash trust account receipts.....	3,037	3,936	4,721	4,937	3,707	3,595	3,483	4,046	5,552	6,102
Total.....	25,174	47,861	50,240	43,839	43,591	45,400	41,628	40,970	53,439	68,093
Cash operating outgo:										
Cash budget expenditures.....	73,424	93,845	95,952	57,422	33,190	32,482	37,517	36,977	41,795	62,599
Cash trust account expenditures.....	485	111	-763	4,316	3,270	2,914	3,328	6,863	3,807	4,947
Exchange stabilization fund ¹					1,026	563	93	-207	-13	9
Clearing account for outstanding checks, etc.....					-555	507	-366	-483	214	401
Total.....	78,909	93,956	95,184	61,738	36,931	36,496	40,576	43,155	45,801	67,956
Net cash operating income, or outgo (-).....	-53,735	-46,095	-44,915	-17,899	6,659	8,903	1,051	-2,185	7,635	137
Net cash borrowing, or repayment of borrowing (-).....	60,250	56,757	49,474	7,439	-19,389	-7,280	-2,513	4,231	-5,795	-525
Increase, or decrease (-), in general fund balance.....	6,515	10,662	4,529	-10,460	-10,930	1,624	-1,462	2,017	1,839	-388
Memorandum: Net receipts from exercise of monetary authority ²	77	43	78	302	60	37	46	25	43	63
2. DERIVATION OF CASH BUDGET RECEIPTS										
Net budget receipts.....	22,202	43,892	44,762	40,027	40,043	42,211	38,246	37,045	48,143	62,129
Plus: Noncash items deducted from budget receipts:										
Excess profits tax refund bonds ⁴		134	894	-970	-39	-10	-4	-1	-1	-1
Less: Noncash budget receipts:										
Payments to Treasury by Government agencies:										
Interest:										
Reconstruction Finance Corporation.....	24	54	83	90	91	89	1	17	20	5
Other.....	13	13	26	27	13	23	34	57	149	95
Repayment of capital stock and paid-in surplus ⁴						270	38	27	65	10
Reimbursement for administrative expenses ⁴	27	33	27	37	16	14	24	17	21	26
Total.....	64	100	136	155	120	396	96	119	255	137
Equals: Cash budget receipts.....	22,137	43,925	45,519	38,902	39,884	41,804	38,145	36,925	47,887	61,991

3. DERIVATION OF CASH BUDGET EXPENDITURES

Total budget expenditures.....	79,622	95,315	98,703	60,703	39,289	33,791	40,057	40,167	44,633	66,145
Less: Noncash budget expenditures:										
Interest payments by Treasury:										
On savings bonds and Treasury bills ¹	130	213	342	435	467	559	580	574	638	779
To Government corporations not wholly owned ²	2	3	4	22	25	24	29	32	31	34
To trust funds and accounts.....	254	325	429	567	646	746	841	880	892	987
Transfers to trust accounts.....	440	559	1,659	1,927	1,361	1,178	916	1,383	972	1,305
Payroll deductions for Government employees' retirement.....	227	269	290	281	259	236	327	358	378	411
Budget expenditures involving issuance of Federal securities: ³										
Armed forces leave bonds.....					1,846	-1,221	-164	-95	-160	-68
Adjusted service bonds.....	-7	-5	-108	-86	-8	-4	-2	-2	-1	-1
Notes issued to International Bank and Fund.....					1,366	-350	-25	-41		
Payments to Treasury by Government agencies:										
Interest.....	37	67	108	118	105	112	33	73	87	100
Investments in Federal securities.....	115	39	25	18	31	30	6	28		
Total.....	1,193	1,470	2,750	3,281	6,099	1,309	2,540	3,190	2,837	3,546
Equals: Cash budget expenditures.....	78,424	93,845	95,952	57,422	33,190	32,482	37,517	36,977	41,795	62,599

4. DERIVATION OF CASH TRUST ACCOUNT TRANSACTIONS

Total receipts.....	3,954	5,085	7,086	7,712	6,244	6,515	5,714	6,669	7,796	8,807
Less: Noncash receipts:										
Interest on investments in Federal securities.....	254	325	429	567	646	746	841	880	892	987
Transfers shown as budget expenditures.....	435	556	1,646	1,927	1,361	1,178	916	1,383	972	1,305
Payroll deductions for Government employees' retirement.....	227	269	290	281	259	236	327	358	378	411
Other ¹⁰					271	760	148	2	2	3
Total noncash receipts.....	916	1,150	2,365	2,775	2,538	2,920	2,232	2,623	2,244	2,705
Equals: Cash receipts.....	3,037	3,936	4,721	4,937	3,707	3,595	3,483	4,046	5,552	6,102
Total trust account and other expenditures ¹¹	4,292	7,307	6,294	8,236	7,347	6,810	6,209	6,570	7,117	8,660
Less: Noncash expenditures:										
Investments in Federal securities:										
By trust funds and accounts.....	3,004	4,129	5,200	3,668	3,362	3,060	2,311	-405	3,369	3,355
By Government agencies ¹²	88	167	299	141	147	-99	313	69	187	281
Other ¹³	714	2,002	1,563	110	568	904	258	37	-246	77
Total noncash expenditures.....	3,806	7,197	7,062	3,919	4,076	3,865	2,881	-298	3,310	3,713
Equals: Cash expenditures.....	485	111	-768	4,316	3,270	2,944	3,328	6,868	3,807	4,947

Footnotes at end of table.

TABLE 108.—Treasury cash income and outgo, fiscal years 1943-52—Continued

[In millions of dollars]

	1943	1944	1945	1946	1947	1948	1949	1950	1951	1952
5. DERIVATION OF CASH BORROWING OR REPAYMENT OF BORROWING										
Increase, or decrease (—), in Federal securities outstanding:										
Public debt.....	64,274	64,307	57,679	10,740	—11,136	—5,994	478	4,587	—2,135	3,883
Guaranteed obligations.....	—468	—2,477	—1,190	43	—387	—16	—46	—8	10	16
Total Federal securities.....	63,805	61,830	56,489	10,783	—11,523	—6,010	432	4,579	—2,126	3,900
Less: Noncash debt transactions:										
Net investments in Federal securities:										
By trust funds and accounts.....	3,004	4,129	5,200	3,668	3,362	3,030	2,311	—405	3,369	3,355
By Government agencies.....	203	206	324	169	178	—69	319	97	187	281
Issuance of Federal securities resulting from budget expenditures, etc., or refunds of receipts:										
Armed forces leave bonds ^a					1,793	—1,229	—164	—95	—160	—68
Adjusted service bonds ^b	—7	—5	—108	—86	—8	—4	—2	—2	—1	—1
Notes for International Bank and Fund ^c					2,140	—913	—123	166	13	—9
Excess profits tax refund bonds ^d		134	894	—970	—39	—10	—4	—1	—1	—1
Interest on savings bonds and Treasury bills ^e	130	213	342	435	467	559	580	574	638	779
Net transactions in guaranteed securities not reflected in Treasurer's accounts.....	131	207	86	203						
Total.....	3,461	4,883	6,738	3,409	7,892	1,394	2,916	334	4,045	4,336
Plus: Cash issuance of nonguaranteed securities of Federal agencies.....	—95	—190	—277	66	28	123	—28	—14	374	—88
Equals: Net cash borrowing, or repayment of borrowing (—) ^h.....	60,250	56,757	49,474	7,439	—19,389	—7,280	—2,513	4,231	—5,795	—525

NOTE.—This table is designed to bring together in one place an analysis of the flow of funds to and from the Federal Government on a cash basis. Budget and trust fund operations have been consolidated and intragovernmental transactions have been eliminated in the derivation of figures on Treasury cash operating income and outgo. Similarly, intragovernmental transactions have been excluded from public debt transactions and figures have been derived on net cash borrowing or repayment of borrowing by the Federal Government as a whole (including all Government corporations and trust funds) from the general public; this category includes the Federal Reserve Banks, Postal Savings System, and State and local governments, as well as private institutions, corporations, associations, and individuals. Figures are based on daily Treasury statements.

¹ The United States subscription to the capital of the International Monetary Fund was paid in part from the exchange stabilization fund. United States payments to the Fund in 1947 consisted of \$1,800 million paid from the exchange stabilization fund and \$950 million paid as budget expenditures. Of this total, \$1,724 million (net) was invested in noninterest-bearing United States notes, thereby making this amount noncash expenditures during 1947. Of the \$1,026 million cash portion of the expenditures, \$968 million was assumed to have come from the initial exchange stabilization fund payment and the remaining \$58 million represented redemption later in 1947 of notes assumed to have been acquired through the stabilization fund payment. Accordingly, the noncash payments to the Fund are made up of \$774 million from the exchange stabilization fund and \$950 million from the budget payment.

² In addition to this decrease in the general fund balance, the exchange stabilization fund was drawn down by \$1,800 million for subscription to the capital of the International Monetary Fund. (See footnote 1.)

³ Consists of seigniorage on silver and increment resulting from reduction in weight of the gold dollar. This item is part of the cash budget receipts of the Treasury shown in this table, but is excluded from the concept of "Receipts from the public," as used in the Budget document.

⁴ The issuance of these securities has been treated as a noncash deduction from budget receipts at the time of issuance of the bonds and as a cash deduction at the time of redemption of the bonds. The figures shown are net issuance, or net redemption (—).

⁵ By Government corporations not wholly owned.

⁶ By Federal old-age and survivors insurance trust fund through October 1948. Thereafter includes also transfers from railroad unemployment insurance account to railroad unemployment administration fund, and reimbursement by the District of Columbia.

⁷ Accrued discount on savings bonds and bills less interest paid on savings bonds and bills redeemed.

⁸ Interest payments to wholly owned Government corporations are not deducted because they are treated as negative expenditures when received by corporations; hence payments and receipts offset each other.

⁹ The issuance of these securities has been treated as a noncash budget expenditure at the time of issuance of these securities and as a cash expenditure at the time of redemption. The figures shown are net issuance, or net redemption (—).

¹⁰ Includes District of Columbia contribution for employees' retirement fund. In 1947, 1948, and 1949 principally proceeds of ship sales carried in trust accounts pending allocation, but finally allocable to budget receipts from sale of surplus property. Figures for 1947 and 1948 include \$53 million and \$8 million, respectively, of armed forces leave bonds redeemed for insurance premiums; after Aug. 31, 1947, all these bonds were redeemable for cash.

¹¹ Includes net investments of Government agencies in public debt securities and net redemption, or issuance (—), in the market, of securities of Government agencies. Excludes clearing account for outstanding checks and interest coupons, and telegraphic reports from Federal Reserve Banks (see 1. Summary of Treasury Cash Transactions).

¹² Prior to 1951 consists of net investments of corporations not wholly owned; beginning with that year, includes also those of wholly owned corporations and agencies which for prior years are included in budget expenditures.

¹³ Includes proceeds of ship sales (see footnote 10); District of Columbia contribution for employees' retirement fund; payment of earnings or repayment of capital stock and paid-in surplus by corporations not wholly owned; and net redemption, or issuance (—) in the market of securities of Government agencies.

¹⁴ Includes borrowing through Postal Savings System.

TABLE 109.—Federal fiscal operations and the Nation's financial structure, fiscal years 1943-52

[In billions of dollars]

	1943	1944	1945	1946	1947	1948	1949	1950	1951	1952
A. Federal fiscal operations:¹										
Federal budget expenditures.....	79.6	95.3	98.7	60.7	39.3	33.8	40.1	40.2	44.6	66.1
Less: Federal budget receipts.....	22.2	43.9	44.8	40.0	40.0	42.2	38.2	37.0	48.1	62.1
Equals: Federal deficit, or surplus (—).....	57.4	51.4	53.9	20.7	— .8	— 8.4	1.8	3.1	— 3.5	4.0
Increase in general fund balance.....	6.5	10.7	4.5	— 10.5	— 10.9	1.6	— 1.5	2.0	1.8	— .4
Net expenditures, or receipts (—), of trust accounts, etc. ²	— 1	— .3	— 2.0	.6	.2	.8	.1	— .6	— .5	.3
Net increase in Federal securities outstanding ³	63.8	61.8	56.5	10.8	— 11.5	— 6.0	.4	4.6	— 2.1	3.9
B. Federal budget expenditures and gross national product:⁴										
Federal budget expenditures.....	79.6	95.3	98.7	60.7	39.3	33.8	40.1	40.2	44.6	66.1
Less: Expenditures not involving purchases of production ⁵	7.2	9.7	8.7	19.3	22.2	16.4	15.4	* 17.1	* 15.9	16.0
Equals: Federal purchases of goods and services.....	72.4	85.6	90.0	41.4	17.1	17.3	24.7	23.1	* 28.8	50.2
State and local purchases of goods and services.....	7.5	7.5	7.7	8.7	11.3	14.1	* 17.0	19.0	20.6	22.6
Gross private domestic investment.....	4.9	8.1	8.0	19.0	29.5	35.7	* 40.2	* 37.9	* 61.1	51.0
Net foreign investment.....	— 1.2	— 2.6	— 2.1	1.9	7.3	5.8	.9	— 1.0	— 2.1	1.5
Personal consumption expenditures.....	97.1	106.3	116.8	132.5	157.5	172.5	* 179.6	* 184.3	* 204.2	211.3
Gross national product.....	180.7	204.8	220.5	203.6	222.7	245.5	* 262.4	* 263.3	* 312.5	336.6
C. Federal budget receipts and charges against gross national product:⁴										
Federal budget receipts.....	22.2	43.9	44.8	40.0	40.0	42.2	38.2	37.0	48.1	62.1
Less: Receipts not involving gross income flow ⁶	— 7.4	(*)	.3	2.0	— 3.3	— 2.1	— 2.3	* — 5.4	* — 14.5	— 5.1
Equals: Federal receipts chargeable to gross income flow.....	29.6	43.9	44.5	38.0	43.3	44.3	40.5	* 42.5	* 62.6	67.2
State and local receipts chargeable to gross income flow.....	9.8	10.0	10.4	11.3	12.9	14.9	16.6	* 18.1	* 20.2	21.3
Corporate undistributed profits, depreciation, etc. ⁷	16.1	19.1	22.2	15.6	17.4	23.3	* 29.3	* 29.5	* 30.6	34.7
Disposable personal income.....	129.6	137.1	150.2	152.4	163.6	178.9	* 191.3	* 192.7	* 215.0	229.9
Total gross income flow.....	185.0	210.1	227.2	217.3	237.3	261.4	* 277.7	* 282.8	* 328.4	353.1
Less: Government interest and transfer payments.....	4.3	5.3	6.7	13.7	14.6	15.9	15.3	49.4	* 15.9	16.6
Equals: Charges against gross national product.....	180.7	204.8	220.5	203.6	222.7	245.5	* 262.4	* 263.3	* 312.5	336.6
D. Major liquid assets of private nonbank investors: Sources of expansion:										
Federal Government transactions: ¹										
Budget deficit, or surplus (—).....	57.4	51.4	53.9	20.7	— .8	— 8.4	1.8	3.1	— 3.5	4.0
Net expenditures, or receipts (—), of trust accounts, etc. ²	— 1	— .3	— 2.0	.6	.2	.8	.1	— .6	— .5	.3
Net increase in investment in Federal securities by Government investment accounts (—).....	— 3.7	— 4.8	— 5.8	— 4.2	— 3.7	— 3.0	— 2.5	.5	— 3.1	— 3.4
Total.....	53.6	46.4	46.1	17.1	— 4.3	— 10.6	— .6	3.0	— 7.1	.9

Other expansion factors:										
Increase in monetary stock.....	-4	-1.6	-1.2	-1	1.0	2.3	1.0	-2	-2.4	1.6
Increases in commercial bank loans and investments other than Federal securities.....	-3.1	3.1	3.1	4.5	7.2	6.8	1.5	5.5	11.5	5.7
Miscellaneous factors ⁸	-5	-2.2	-8	2	2.2	-8	-1.0	-1.2	.9	-2.3
Total other expansion factors.....	-3.9	-6	1.2	4.6	10.5	8.4	1.5	4.1	10.0	5.1
Total increases in major forms of liquid assets.....	49.7	45.8	47.3	21.7	6.2	-2.2	.8	7.1	2.9	6.0
B. Major liquid assets of private nonbank investors: Composition of increases:										
Currency and bank deposits: ⁹										
Currency ¹⁰	4.3	5.1	4.3	1.5	-2	-6	-3	(*)	.6	.7
Commercial bank deposits: ¹¹										
Demand ¹²	14.1	3.8	9.0	10.6	2.8	.5	-9	3.2	3.9	5.9
Time.....	1.9	3.7	6.0	5.3	2.4	1.0	.5	.4	1.1	1.5
Total.....	20.3	12.6	19.3	17.3	5.1	.9	-7	3.6	5.6	8.2
Federal securities.....	29.4	33.2	28.0	4.4	1.2	-3.0	1.5	3.5	-2.7	-2.2
Total increases in major liquid assets of private nonbank investors.....	49.7	45.8	47.3	21.7	6.2	-2.2	.8	7.1	2.9	6.0
F. Bank absorption of Federal securities and expansion of currency and bank deposits:										
Increases in currency and bank deposits held by private nonbank investors.....	20.3	12.6	19.3	17.3	5.1	.9	-7	3.6	5.6	8.2
Plus: Increase in Treasury general fund balance.....	6.5	10.7	4.5	-10.5	-10.9	1.6	-1.5	2.0	1.8	-4
Equals: Total increase in deposits and currency.....	26.8	23.3	23.8	6.9	-5.9	2.5	-2.1	5.6	7.5	7.8
Less: Increases accounted for by other expansion factors (D above)...	-3.9	-6	1.2	4.6	10.5	8.4	1.5	4.1	10.0	5.1
Equals: Net bank absorption of Federal securities.....	30.7	23.9	22.7	2.2	-16.4	-5.9	-3.6	1.5	-2.5	2.7

NOTE.—The concept of private nonbank investors differs from that of nonbank investors used in previous annual reports because of the exclusion of the Government investments accounts.

⁸ Less than \$50 million.

⁹ Revised.

¹⁰ Operations of Foreign Economic Cooperation trust fund have been considered as budget, rather than trust account, operations for purposes of this table.

¹¹ Includes net expenditures of clearing account for outstanding checks and interest coupons, and telegraphic reports from Federal Reserve Banks; excludes changes in guaranteed securities outstanding.

¹² Gross public debt, and guaranteed securities of Federal Government held outside Treasury.

¹³ Data on gross national product and its components are from Department of Commerce.

¹⁴ Includes expenditures for interest, veterans' pensions and benefits, grants-in-aid to State and local governments, loans to foreign governments, loans by Government corporations, etc.

¹⁵ Comprises net excess of (1) items such as receipts from sales of surplus property over (2) social insurance contributions not entering into budget receipts and excess of corporate tax liability over corporate tax payments to Treasury.

¹⁶ Also includes corporate inventory valuation adjustment, excess of Government enterprise surplus over subsidies, excess of wage accruals over disbursements, and statistical discrepancy adjustment.

¹⁷ Reflects principally items in process of collection and, as a negative factor, increases in commercial bank capital accounts.

¹⁸ Excludes deposits in mutual savings banks since these institutions are classified as nonbank investors rather than as part of the commercial banking system.

¹⁹ Currency held outside commercial banks excludes those currency items which constitute a part of noninterest-bearing debt of Federal Government.

²⁰ Total deposits, exclusive of Federal Government and commercial bank interbank deposits.

²¹ Adjusted demand deposits, plus mutual savings banks' deposits in commercial banks.

TABLE 110.—*Status as of June 30, 1952, of the special trust account for the payment of bonds of the Philippines, its provinces, cities, and municipalities, issued prior to May 1, 1934, under authority of acts of Congress*

I. RECEIPTS AND EXPENDITURES (EXCLUSIVE OF PURCHASES AND SALES OF INVESTMENTS)

	Amount
Receipts:	
Taxes on exports.....	\$1,586,135.92
Interest on investments.....	2,011,688.90
Profits and losses on investments.....	477,927.73
Sale of stock of Bank of the Philippine Islands.....	43,100.00
Deposit of Philippine Government.....	13,141.85
U. S. Treasury bonds received from the Philippine Government.....	6,269,750.00
Annual payments by the Philippine Government.....	15,646,589.37
Total receipts.....	26,048,333.77
Expenditures:	
Principal due on matured Philippine Government bonds.....	\$6,475,500.00
Interest due on outstanding Philippine Government bonds.....	537,442.50
	7,012,942.50
Cancellations:	
Philippine Government bonds held in account (face).....	3,436,000.00
Balance in fund.....	13,533,585.13
	15,501,806.14

II. FUND ASSETS

Assets	Face amount
Investments:	
U. S. Government bonds:	
2½% savings bonds, Series G-1947, 1948, 1949, 1950.....	\$400,000.00
1.40% savings notes, Series D-1952.....	32,000.00
1½% Treasury notes of Mar. 15, 1955.....	39,000.00
2% Treasury bonds of 1951-55.....	91,000.00
2½% Treasury bonds of 1952-55.....	5,970,000.00
2½% Treasury bonds of June 15, 1959-62.....	25,000.00
2½% Treasury bonds of Dec. 15, 1959-62.....	3,921,000.00
2½% Treasury bonds of 1956-59.....	3,265,500.00
2½% Treasury bonds of 1956-58.....	548,550.00
2½% Treasury bonds of 1962-67.....	148,300.00
2½% Treasury bonds of 1963-68.....	648,000.00
Total investments.....	15,138,350.00
Accrued interest purchased.....	5,956.08
Cash balance with Treasurer of the United States.....	357,500.06
Total.....	15,501,806.14

¹ Total cancellations were made on cost value.

TABLE 111.—*Assets and liabilities of the exchange stabilization fund, June 30, 1951 and 1952*

Assets and liabilities	June 30, 1951	June 30, 1952
ASSETS		
Cash:		
Treasurer of the United States, checking account.....	\$57,890,727.52	\$7,724,468.15
Federal Reserve Bank of New York, special account.....	104,103,418.69	94,320,111.84
Disbursing officers' balances and advance accounts.....	10,559.97	13,446.37
Total cash.....	\$162,004,706.18	\$102,058,026.36
Special account of Secretary of the Treasury in Federal Reserve Bank of New York—Gold (schedule 1).....	115,769,670.31	186,170,396.01
Due from foreign banks (foreign exchange):		
Swiss francs.....	9.48	
Indian rupees.....	7,808,268.33	2,267,491.94
Pakistan rupees.....	2,325,165.16	984,655.66
Total due from foreign banks.....	10,133,443.02	3,252,147.60
United States Government securities (schedule 2).....	20,000,000.00	20,000,000.00
Accrued interest receivable (schedule 2).....	82,936.11	82,936.11
Accounts receivable.....	3,894.48	51,575.79
Other accounts (deferred charges).....		
Commodity sales contracts (deferred charges).....		
Total assets.....	<u>307,994,650.10</u>	<u>311,615,081.87</u>
LIABILITIES AND CAPITAL		
Liabilities:		
Vouchers payable.....	3,603.94	13,901.18
Employees' payroll allotment account, United States savings bonds.....	936.40	1,766.75
Accounts payable.....	385,186.49	116,753.99
Total liabilities.....	389,726.83	132,421.92
Capital:		
Reserve for expenses and contingencies (net).....	9,044,078.17	9,431,006.26
Capital accounts.....	200,000,000.00	200,000,000.00
Excess of earnings over administrative expenses (schedule 3).....	98,560,845.10	102,051,653.69
Total capital.....	307,604,923.27	311,482,659.95
Total liabilities and capital.....	<u>307,994,650.10</u>	<u>311,615,081.87</u>

TABLE 111.—*Assets and liabilities of the exchange stabilization fund, June 30, 1951 and 1952—Continued*SCHEDULE 1. SPECIAL ACCOUNT OF THE SECRETARY OF THE TREASURY IN THE
FEDERAL RESERVE BANK OF NEW YORK

Location of gold	June 30, 1951		June 30, 1952	
	Ounces	Dollars	Ounces	Dollars
Federal Reserve Bank of New York.....	2,289,189.759	80,121,641.56	2,133,770.166	74,681,955.79
U. S. Assay Office, New York.....	1,018,515.096	35,648,028.75	3,185,384.006	111,488,440.22
Total gold.....	3,307,704.855	115,769,670.31	5,319,154.172	186,170,396.01

SCHEDULE 2. UNITED STATES GOVERNMENT SECURITIES

Issue	June 30, 1952			
	Face value	Cost	Average price	Accrued interest
2¼% U. S. Treasury bonds of 1965-70.....	\$10,000,000	\$10,000,000	\$100	\$72,690.21
2½% U. S. Treasury bonds of 1967-72.....	10,000,000	10,000,000	100	10,245.90
Total U. S. Government securities.....	20,000,000	20,000,000	-----	82,936.11

SCHEDULE 3. EARNINGS AND EXPENSES

Source	Jan. 31, 1934, through June 30, 1951	Jan. 31, 1934, through June 30, 1952
Earnings:		
Profits on British sterling transactions.....	\$310,638.09	\$310,638.09
Profits on French franc transactions.....	351,527.60	351,527.60
Profits on gold bullion (including profits from handling charges on gold).....	49,385,251.78	53,883,358.93
Profits on gold and exchange transactions.....	40,000,000.00	40,000,000.00
Profits on silver transactions.....	102,735.27	102,735.27
Profits on sale of silver bullion to Treasury.....	3,473,362.29	3,473,362.29
Profits on investments.....	1,876,790.55	1,876,790.55
Interest on investments.....	7,698,066.89	8,198,066.89
Miscellaneous profits.....	861,546.93	861,546.95
Interest earned on foreign balances.....	2,849,683.19	2,849,683.19
Interest earned on Chinese yuan.....	1,975,317.07	1,975,317.07
Total earnings.....	108,884,919.66	113,883,026.83
Expenses:		
Personal services.....	7,462,286.92	8,753,788.26
Travel.....	392,969.30	445,046.91
Transportation of things.....	654,147.75	671,413.57
Communications.....	539,422.99	557,523.13
Supplies and materials.....	88,926.40	99,193.94
Other.....	1,186,321.20	1,304,407.33
Total administrative expenses.....	10,324,074.56	11,831,373.14

TABLE 112.—*Foreign currency transactions in the accounts of the Treasurer of the United States during 1952 and balances June 30, 1951 and 1952*

Currency	Foreign currency value				U. S. dollar value, balance June 30, 1952
	Balance June 30, 1951	Fiscal year 1952		Balance June 30, 1952	
		Receipts	Sold or transferred ¹		
Australian pounds.....	155,382	32,518	187,889	11	\$25
Austrian schillings.....	112,468,652	121,195,235	94,535,651	139,128,236	5,351,071
Belgium francs.....	444	99,143,335	86,643,779	12,500,000	248,281
Bolivian bolivianos.....	22,160,033	282,272	5,482,273	16,960,032	86,974
British pounds.....		587,003	587,003		
British East African shillings.....					
British West Indies dollars.....					
Burmese rupees.....	559	2,618,000	2,322,911	295,648	62,406
Canadian dollars.....	3		3		
Ceylonese rupees.....	1,733,156			1,733,156	364,123
Chilean pesos.....	18,131,728		12,510,000	5,621,728	43,918
Colombian pesos.....	152,453		152,453		
Costa Rican colones.....	202,000		202,000		
Czechoslovakian crowns.....					
Danish kroner.....	7,554,301	759,578	3,156,869	5,157,010	747,931
Ecuadorian sucres.....	530,250	757,500	1,287,750		
Egyptian pounds.....	1,827,956		702,751	1,125,205	3,241,173
Finnish markka.....		103,950,000	98,300,000	5,650,000	14,868
French francs.....	1,502,973,090	3,560,835,512	4,350,182,513	713,626,089	2,323,032
German marks.....	4,818,884	18,228,056	9,931,356	13,115,584	3,122,758
Greek drachmas.....	30,966,739,250	158,250,000,000	39,154,102,000	150,062,637,250	10,004,175
Hungarian forints.....		6,990,780	6,990,780		
Icelandic kroner.....	2,815,924	3,265,947	5,259,350	822,521	50,492
Indian rupees.....	32,786,574		1,903,927	30,882,647	6,457,561
Indonesian rupiahs.....	590,000	6,080,000	6,422,130	247,870	21,858
Iranian rials.....	40,009,661		40,009,661		
Iraqi dinars.....	629,964		166,757	463,207	1,294,439
Irish pounds.....		8,928	8,928		
Israeli pounds.....	100,212		41,132	59,080	165,908
Italian lire.....	187,500,000	4,326,986,527	4,513,820,376	666,151	1,065
Japanese yen.....	875,522,000	1,085,509,932	803,327,786	1,157,704,146	3,215,844
Jordan dinars.....	99,465		17,392	82,073	229,911
Korean won.....	776,263,602	3,014,452,199	2,657,482,948	1,133,232,853	188,872
Lebanese pounds.....		219,000	189,500	29,500	7,783
Mexican pesos.....	3,610,098	8,650,000	7,915,105	4,344,993	502,311
Netherlands guilders.....	1,271,923	10,506,316	5,147,755	6,630,484	1,744,480
New Zealand pounds.....		41,053	41,053		
Nicaraguan cordobas.....		1,502,550	5,600	1,496,950	213,850
Norwegian kroner.....	2,960,061	3,396,704	5,251,532	1,105,233	154,902
Pakistan rupees.....	9,192,636		825,000	8,367,636	2,535,647
Peruvian soles.....		1,811,566	979,376	832,190	52,670
Philippine pesos.....		803,000	803,000		
Portugal escudos.....		159,490	159,490		
South African pounds.....	3	63,602	15,324	48,281	134,939
Spanish pesetas.....	30,761,359	21,686,842		52,448,201	1,165,515
Swedish kroner.....		1,034,000	783,993	250,007	48,357
Thailand bahts.....	449,180	15,450,104	15,899,284		
Turkish pounds.....		2,006,697	2,006,697		
Total.....					43,797,139

¹ Includes amounts transferred to Department of State as shown in statement on p. 138.

TABLE 113.—*Indebtedness of foreign governments to the United States arising from World War I, and payments thereon, as of July 1, 1952*

Country	Total indebted- ness	Indebtedness			Payments				Total payments
		Principal		Interest	Principal		Interest		
		Due and unpaid ¹	Other	Due and unpaid ¹	Funded debts	Unfunded debts	Funded debts	Unfunded debts	
Armenia	\$31,577,050.42	\$11,959,917.49		\$19,617,132.93					
Austria ²	26,024,539.59	11,858,459.70	\$14,122,020.96	44,058.93	\$862,668.00				\$862,668.00
Belgium	561,791,077.60	103,200,000.00	297,480,000.00	161,111,077.60	17,100,000.00	\$2,057,630.37	\$14,490,000.00	\$18,543,642.87	52,191,273.24
Cuba						10,000,000.00		2,286,751.58	12,286,751.58
Czechoslovakia	207,184,736.79	47,591,108.90	117,650,000.00	41,943,627.89	19,829,914.17			304,178.09	20,134,092.26
Estonia	³ 28,499,410.81	3,228,012.87	13,238,000.00	12,033,397.94			1,246,990.19	1,441.88	1,248,432.07
Finland	7,442,304.54		7,031,474.78	⁴ 410,829.76	1,968,525.22		7,656,033.44	309,315.27	9,933,873.93
France	5,184,478,639.38	1,176,741,188.88	2,686,908,811.12	1,320,828,639.38	161,350,000.00	64,689,588.18	38,650,000.00	221,386,302.82	486,075,891.00
Great Britain	7,478,959,301.93	834,000,000.00	3,534,000,000.00	3,110,959,301.93	232,000,000.00	202,181,641.56	1,232,775,999.07	357,896,657.11	2,024,854,297.74
Greece	39,924,415.10	18,391,000.00	13,125,000.00	8,408,415.10	981,000.00	2,922.67	1,983,980.00	1,159,153.34	4,127,056.01
Hungary ⁵	³ 3,205,529.19	348,585.00	1,559,975.00	1,296,969.19	73,995.50		482,171.22	753.04	556,919.76
Italy	2,097,049,159.34	361,900,000.00	1,643,000,000.00	92,149,159.34	37,100,000.00	364,319.28	5,766,708.26	57,598,852.62	100,829,880.16
Latvia	³ 11,789,506.04	1,324,264.20	5,555,200.00	4,910,041.84	9,200.00		621,520.12	130,828.95	761,549.07
Liberia						26,000.00		10,471.56	36,471.56
Lithuania	³ 10,573,112.30	1,173,370.00	5,024,312.00	4,375,430.30	234,783.00		1,001,626.61	1,546.97	1,237,956.58
Nicaragua ⁶						141,950.36		26,625.48	168,575.84
Poland	³ 356,657,164.20	37,861,000.00	168,196,000.00	150,600,164.20	⁷ 1,287,297.37		⁸ 19,310,775.90	2,048,224.28	22,646,297.55
Rumania ⁹	87,603,055.63	18,940,560.43	44,920,000.00	23,742,495.20	2,700,000.00	1,798,632.02	29,061.46	263,313.74	⁹ 4,791,007.22
Russia	515,489,691.97	192,601,297.37		322,888,394.60				¹⁰ 8,750,311.88	¹⁰ 8,750,311.88
Yugoslavia ¹¹	65,553,593.78	11,495,000.00	50,130,000.00	3,928,593.78	1,225,000.00	727,712.55		636,059.14	2,588,771.69
Total	16,713,802,288.61	2,832,613,764.84	8,601,940,793.86	5,270,247,729.91	476,722,383.26	281,990,396.99	1,324,014,866.27	671,354,430.62	2,754,082,077.14

¹ Includes amounts postponed and unpaid under moratorium agreements for fiscal year 1932. For total principal and interest by country see Annual Report of the Secretary of the Treasury for 1947, p. 107.

² The German Government was notified on Apr. 1, 1938, that the Government of the United States would look to the German Government for the discharge of the indebtedness of the Government of Austria to the Government of the United States.

³ Increase over amount funded due to exercise of options with respect to the payment of interest due on original issue of bonds of debtor government.

⁴ Represents payments deferred.

⁵ The Hungarian Government deposited with the foreign creditors' account at the Hungarian National Bank an amount of pengo equivalent to the interest payments due from Dec. 15, 1932, to June 15, 1937. The debt-funding and moratorium agreements with Hungary provide for payment in dollars in the United States.

⁶ The United States held obligations in the principal amount of \$289,898.78, which, to-

gether with accrued interest thereon, were canceled on Oct. 6, 1939, pursuant to agreement of Apr. 14, 1938, between the United States and the Republic of Nicaragua, ratified by the United States Senate on June 13, 1938.

⁷ Excludes claim allowance of \$1,813,428.69 dated Dec. 15, 1929.

⁸ Excludes book credit of \$408.02 for overpayment.

⁹ Excludes payment by the Rumanian Government to the Treasury on June 15, 1940, of \$100,000 as "a token of its good faith and of its real desire to reach a new agreement covering" Rumania's indebtedness to the United States. Silver bullion in the amount of \$29,061.46 was paid to the United States on June 16, 1933, which payment was credited June 15, 1947.

¹⁰ Consists principally of proceeds of liquidation of assets of Russian Government in United States. (See Annual Report of the Secretary of the Treasury for 1922, p. 283.)

¹¹ This Government has not accepted the provisions of the moratorium.

TABLE 114.—*World War I indebtedness of Germany to the United States and amounts paid and not paid, June 30, 1952*

PART I. INDEBTEDNESS OF GERMANY, JUNE 30, 1952

Class	Indebtedness as funded	Total indebtedness, June 30, 1952 ¹	Principal	Interest accrued and unpaid
Army costs (reichsmarks).....	1, 048, 100, 000	1, 159, 525, 082. 75	997, 500, 000	² 162, 025, 082. 75
Mixed claims (reichsmarks).....	2, 121, 600, 000	2, 474, 010, 000. 00	2, 040, 000, 000	434, 010, 000. 00
Total (reichsmarks).....	3, 169, 700, 000	3, 633, 535, 082. 75	3, 037, 500, 000	596, 035, 082. 75
Total (in dollars, at 40.33 cents to the reichsmark).....	\$1, 278, 340, 010	\$1, 465, 404, 698. 87	\$1, 225, 023, 750	\$2, 403, 809, 488. 73

PART II. PAYMENTS RECEIVED FROM GERMANY THROUGH JUNE 30, 1952

Class	Total payments received as of June 30, 1952	Payments of principal	Payments of interest
Army costs (reichsmarks).....	51, 456, 406. 25	50, 600, 000. 00	856, 406. 25
Mixed claims (reichsmarks).....	87, 210, 000. 00	81, 600, 000. 00	5, 610, 000. 00
Total (reichsmarks).....	138, 666, 406. 25	132, 200, 000. 00	6, 466, 406. 25
Total (in dollars).....	\$33, 587, 809. 69	\$31, 539, 595. 84	\$2, 048, 213. 85

PART III. AMOUNTS NOT PAID BY GERMANY ACCORDING TO CONTRACT JUNE 30, 1952

Date due	Funding agreement		Moratorium agreement	Total
	Principal	Interest		
Total to June 30, 1951 (reichsmarks).....	1, 258, 700, 000	531, 649, 187. 50	30, 580, 989. 00	¹ 1, 820, 930, 176. 50
Sept. 30, 1951 (reichsmarks).....	38, 050, 000	28, 882, 500. 00	-----	66, 932, 500. 00
Mar. 31, 1952 (reichsmarks).....	38, 050, 000	30, 222, 406. 25	-----	68, 272, 406. 25
Total (reichsmarks).....	1, 334, 800, 000	590, 754, 093. 75	30, 580, 989. 00	1, 956, 135, 082. 75
Total (in dollars, at 40.33 cents to the reichsmark).....	\$538, 324, 840	\$238, 251, 126. 01	\$12, 333, 312. 86	\$788, 909, 278. 87

¹ Includes interest accrued under unpaid moratorium agreement annuities.² Includes 4,027,611.95 reichsmarks deposited by German Government in Konversionskasse für Deutsche Auslandsschulden and not paid to the United States in dollars as required by debt and moratorium agreements.

TABLE 115.—Accounts receivable under active agreements with foreign governments involving lend-lease articles and surplus property, June 30, 1952 (World War II)

Country	Lend-lease settlement agreements	Surplus property agreements	Other lend-lease accounts	Total ¹
Australia.....	\$198.85	\$5,825,544.55	\$8,395,444.80	\$14,221,188.20
Austria.....		7,949,083.85		7,949,083.85
Belgium.....		15,536,933.58		15,536,933.58
Burma.....		3,718,536.72		3,718,536.72
China.....	50,256,112.99		20,213,406.45	70,469,519.44
Czechoslovakia.....		4,949,867.94		4,949,867.94
Denmark.....		786,821.47		786,821.47
Ethiopia.....	112,245.09		3,857,777.78	3,970,022.87
Finland.....		17,528,296.03		17,528,296.03
France.....	344,591,182.42	314,244,693.12		658,835,875.54
Germany.....		65,877,402.64		65,877,402.64
Greece.....		52,544,759.53		52,544,759.53
Hungary.....		13,741,736.05		13,741,736.05
India.....		10,792,424.24	165,212,575.84	176,005,000.08
Iran.....	711,753.36	2,100,417.59	90,000.00	2,902,170.95
Italy.....		134,322,132.50		134,322,132.50
Japan.....		7,849,734.55		7,849,734.55
Korea.....		20,950,019.42		20,950,019.42
Lebanon.....		415,257.69		415,257.69
Liberia.....			19,539,510.81	19,539,510.81
Middle East.....			15,996.40	15,996.40
Netherlands.....	45,940,893.62	15,900,864.57	40,346,553.70	102,188,311.89
New Zealand.....		3,622,762.08		3,622,762.08
Norway.....	5,900,000.00	3,556,508.32		9,456,508.32
Philippines.....		1,504,826.78		1,504,826.78
Poland.....		35,645,388.89	250.00	35,645,638.89
Saudi Arabia.....			15,158,129.77	15,158,129.77
Southern Rhodesia.....			43,579.29	43,579.29
Sweden.....		1,113,252.60		1,113,252.60
Thailand.....		3,339,626.94		3,339,626.94
Turkey.....		1,199,498.15	34,087.06	1,233,585.21
Union of South Africa.....		250,957.48		250,957.48
Union of Soviet Socialist Republics.....	231,322,533.28		7,110,878.93	238,433,412.21
United Kingdom.....	544,781,282.70	50,627,842.43	62,769,949.42	658,179,074.55
Yugoslavia.....	260,634.80			260,634.80
American Republics.....	29,246,407.15	537,449.68	1,132,544.42	30,916,401.25
Federal agencies.....			443,787.86	443,787.86
Total.....	1,253,123,244.26	796,432,639.39	344,364,472.53	2,393,920,356.18

¹ Includes \$49,237,985.23 which represents billings considered past due as of July 1, 1951. Balance of \$2,344,682,370.95 to be paid over a period of years according to agreements.

Ownership of Governmental Securities

TABLE 116.—Estimated ownership of all interest-bearing governmental securities outstanding, classified by type of issuer, June 30, 1937-52

[Par value.¹ In billions of dollars]

June 30	Total amount out- stand- ing	Held by banks			Held by U. S. Gov- ern- ment invest- ment accounts	Held by private nonbank investors						
		Total	Com- mercial banks	Federal Reserve Banks		Total	Indi- vid- uals ¹	Insur- ance companies	Mutual savings banks	Corpora- tions ²	State, local, and territorial govern- ments ³	Miscel- laneous invest- ors ⁴
I. Securities of U. S. Government and Federal instrumentalities guaranteed by United States ⁵												
1937.....	40.5	16.7	14.2	2.5	3.6	20.2	9.6	5.0	2.4	2.2	0.2	0.7
1938.....	41.4	16.3	13.7	2.6	4.8	20.3	9.2	5.5	2.7	2.0	.3	.6
1939.....	45.3	17.9	15.3	2.6	5.9	21.5	9.5	5.9	3.0	2.1	.4	.6
1940.....	47.9	18.6	16.1	2.5	7.1	22.2	9.4	6.5	3.1	2.1	.4	.7
1941.....	54.7	21.8	19.7	2.2	8.5	24.4	10.6	7.1	3.4	2.0	.6	.7
1942.....	76.5	28.7	26.0	2.6	10.6	37.2	17.3	9.2	3.9	4.9	.9	1.1
1943.....	139.5	59.4	52.2	7.2	14.3	65.7	29.6	13.1	5.3	12.9	1.5	3.4
1944.....	201.1	83.3	68.4	14.9	19.1	98.6	44.9	17.3	7.3	19.9	3.2	6.1
1945.....	256.8	106.0	84.2	21.8	24.9	125.9	58.2	22.7	9.6	21.9	5.3	8.3
1946.....	268.6	108.2	84.4	23.8	29.1	131.2	62.2	24.9	11.5	17.6	6.5	8.6
1947.....	255.2	91.9	70.0	21.9	32.8	130.5	65.4	24.6	12.1	13.9	7.1	7.4
1948.....	250.1	85.9	64.6	21.4	35.8	128.4	64.8	22.8	12.0	13.6	7.8	7.5
1949.....	250.8	82.4	63.0	19.3	38.3	130.1	65.8	20.5	11.6	15.7	8.0	8.5
1950.....	255.2	83.9	65.6	18.3	37.8	133.5	65.9	19.8	11.6	19.0	8.7	8.4
1951.....	252.9	81.4	58.4	23.0	41.0	130.6	63.3	17.1	10.2	21.1	9.4	9.5
1952.....	256.9	84.0	61.1	22.9	44.3	128.5	62.5	15.7	9.6	20.0	10.4	10.5

II. Securities of Federal instrumentalities not guaranteed by United States ⁷

1937.....	2.3	0.4	0.4	-----	0.8	1.1	0.9	(*)	(*)	0.2	-----	(*)
1938.....	2.3	.4	.4	-----	.8	1.0	.8	(*)	(*)	.2	-----	(*)
1939.....	2.3	.4	.4	-----	.8	1.1	.8	(*)	(*)	.2	-----	(*)
1940.....	2.2	.5	.5	-----	.8	1.0	.7	(*)	(*)	.2	-----	(*)
1941.....	2.2	.6	.6	-----	.8	.8	.6	(*)	(*)	.2	-----	(*)
1942.....	2.2	.7	.7	-----	.8	.7	.6	(*)	(*)	.1	-----	(*)
1943.....	1.9	.6	.6	-----	.6	.7	.6	(*)	(*)	.1	-----	(*)
1944.....	1.5	.6	.6	-----	.2	.7	.6	(*)	(*)	.1	-----	(*)
1945.....	1.0	.5	.5	-----	(*)	.5	.4	(*)	(*)	.1	-----	(*)
1946.....	1.1	1.0	1.0	-----	.1	.1	.1	(*)	(*)	(*)	-----	(*)
1947.....	.5	.4	.4	-----	.1	.1	.1	(*)	(*)	(*)	-----	(*)
1948.....	.8	.6	.6	-----	.2	.1	.1	(*)	(*)	0.1	-----	(*)
1949.....	.9	.7	.7	-----	.2	.1	.1	(*)	(*)	.1	-----	(*)
1950.....	.7	.6	.6	-----	.1	.1	.1	(*)	(*)	(*)	-----	(*)
1951.....	1.3	.8	.8	-----	(*)	.5	.4	(*)	(*)	.1	-----	(*)
1952.....	1.2	.7	.7	-----	(*)	.5	.4	(*)	(*)	(*)	-----	(*)

III. Securities of State and local governments, Territories, and possessions ⁸

1937.....	19.3	2.8	2.8	-----	0.5	16.0	8.8	1.8	0.8	0.6	3.5	0.5
1938.....	19.3	2.8	2.8	-----	.5	16.0	8.7	1.9	.7	.6	3.6	.5
1939.....	19.8	3.2	3.2	-----	.4	16.1	8.5	2.0	.6	.5	3.7	.7
1940.....	20.0	3.6	3.6	-----	.5	16.0	8.2	2.2	.6	.5	3.8	.7
1941.....	20.0	3.7	3.7	-----	.7	15.6	7.9	2.2	.5	.5	3.9	.6
1942.....	19.5	3.6	3.6	-----	.7	15.2	7.6	2.2	.4	.5	3.9	.6
1943.....	18.5	3.5	3.5	-----	.6	14.4	7.5	1.8	.2	.5	3.8	.5
1944.....	17.3	3.5	3.5	-----	.6	13.3	7.3	1.6	.2	.4	3.4	.4
1945.....	16.4	3.8	3.8	-----	.5	12.1	7.2	1.1	.1	.4	2.9	.4
1946.....	15.7	4.1	4.1	-----	.5	11.2	7.0	.9	.1	.4	2.4	.4
1947.....	16.6	5.0	5.0	-----	.5	11.1	6.9	.9	.1	.4	2.4	.4
1948.....	18.4	5.6	5.6	-----	.5	12.3	7.7	1.1	.1	.4	2.5	.5
1949.....	20.5	6.0	6.0	-----	.4	14.2	8.8	1.6	.1	.5	2.7	.5
1950.....	23.8	7.4	7.4	-----	.4	16.0	9.2	2.2	.1	.5	3.5	.5
1951.....	26.7	8.6	8.6	-----	.6	17.6	10.1	2.5	.1	.6	3.7	.6
1952.....	29.2	9.9	9.9	-----	.7	18.6	10.6	2.7	.2	.6	3.9	.6

⁷ Less than \$50 million.

⁸ Revised.

¹ Figures represent par values except in the case of data which include United States savings bonds of Series A-F and J, which are included on the basis of current redemption values.

² Includes partnerships and personal trust accounts. Nonprofit institutions and corporate pension trust funds are included under "Miscellaneous investors."

³ Exclusive of banks and insurance companies.

⁴ Comprises trust, sinking, and investment funds of State and local governments, Territories, and possessions.

⁵ Includes savings and loan associations, nonprofit associations, corporate pension trust funds, dealers and brokers, and investments of foreign balances and international accounts in this country.

⁶ Data on daily Treasury statement basis. Since data exclude noninterest-bearing debt, they differ slightly from those in discussion of debt ownership. Includes special issues to Federal agencies and trust funds, and excludes guaranteed securities held by the Treasury.

⁷ See table 117, footnote 4.

⁸ Excludes obligations of the Philippine Islands after June 30, 1946.

TABLE 117.—*Estimated distribution of interest-bearing governmental securities outstanding June 30, 1939-52, classified by tax status and type of issuer*¹[Par value.² In millions of dollars]

June 30	Securities of U. S. Government and Federal instrumentalities guaranteed by U. S. ³					Securities of Federal instrumentalities not guaranteed by U. S. ⁴				Securities of State, local, and territorial governments		
	Total	Tax-exempt		Tax-able ⁵	Special issues ⁶	Total	Tax-exempt		Tax-able ⁷	Total	Wholly tax-exempt ⁸	
		Wholly ⁽⁹⁾	Partially ⁴				Wholly ⁽⁹⁾	Partially ⁴			Issues of States and localities	Issues of Territories and possessions ⁹
I. Total amount outstanding												
1939..	45,336	9,030	32,535	1	3,770	2,265	2,082	175	8	19,761	19,611	150
1940..	47,874	8,142	34,953	4	4,775	2,199	2,054	134	11	20,044	19,891	153
1941..	54,747	4,903	35,871	7,853	6,120	2,200	1,913	161	126	20,007	19,860	147
1942..	76,517	4,260	32,987	31,386	7,885	2,210	1,721	109	380	19,517	19,379	138
1943..	139,472	3,050	32,215	93,336	10,871	1,852	1,467	55	329	18,534	18,406	128
1944..	201,059	1,414	27,489	157,869	14,287	1,453	1,108	—	345	17,314	17,194	120
1945..	256,766	196	25,656	212,103	18,812	1,008	579	—	430	16,417	16,293	124
1946..	268,678	180	21,335	224,732	22,332	1,093	—	—	1,093	15,736	15,626	110
1947..	255,197	166	20,939	206,725	27,366	497	—	—	497	16,580	16,529	51
1948..	250,132	164	17,826	201,931	30,211	827	—	—	827	18,399	18,354	45
1949..	250,785	162	16,187	201,660	32,776	876	—	—	876	20,538	20,481	57
1950..	255,226	160	12,877	209,833	32,356	746	—	—	746	23,804	23,722	82
1951..	252,879	156	9,276	208,794	34,653	1,320	—	—	1,320	26,688	26,592	96
1952..	256,907	142	7,402	211,623	37,739	1,220	—	—	1,220	29,217	29,111	106
II. Held by U. S. Government investment accounts ¹⁰												
1939..	5,891	86	2,034	(*)	3,770	844	844	—	—	426	424	3
1940..	7,080	86	2,219	(*)	4,775	844	844	—	—	479	476	2
1941..	8,494	58	2,154	162	6,120	814	808	—	6	697	692	5
1942..	10,623	53	2,030	654	7,885	824	807	—	17	735	732	3
1943..	14,322	34	1,654	1,763	10,871	560	557	—	3	634	632	2
1944..	19,097	35	1,468	3,307	14,287	186	186	—	—	582	580	2
1945..	24,940	35	1,281	4,812	18,812	1	(*)	—	1	490	489	1
1946..	29,130	36	992	5,770	22,332	—	—	—	—	467	466	1
1947..	32,810	36	698	4,710	27,366	—	—	—	—	469	468	1
1948..	35,761	37	503	5,010	30,211	—	—	—	—	506	505	1
1949..	38,288	37	384	5,091	32,776	—	—	—	—	407	406	1
1950..	37,830	37	371	5,066	32,356	—	—	—	—	423	422	1
1951..	40,958	36	142	6,127	34,653	4	—	—	4	561	559	2
1952..	44,335	31	86	6,480	37,739	4	—	—	4	733	730	2
III. Held by Federal Reserve Banks												
1939..	2,551	1,640	911	—	—	—	—	—	—	—	—	—
1940..	2,466	1,128	1,339	—	—	—	—	—	—	—	—	—
1941..	2,184	775	1,213	196	—	—	—	—	—	—	—	—
1942..	2,645	634	1,181	830	—	—	—	—	—	—	—	—
1943..	7,202	306	1,323	5,574	—	—	—	—	—	—	—	—
1944..	14,901	49	943	13,908	—	—	—	—	—	—	—	—
1945..	21,792	—	873	20,919	—	—	—	—	—	—	—	—
1946..	23,783	—	529	23,254	—	—	—	—	—	—	—	—
1947..	21,872	—	529	21,343	—	—	—	—	—	—	—	—
1948..	21,366	—	559	20,807	—	—	—	—	—	—	—	—
1949..	19,343	—	210	19,132	—	—	—	—	—	—	—	—
1950..	18,331	—	117	18,215	—	—	—	—	—	—	—	—
1951..	22,982	—	—	22,982	—	—	—	—	—	—	—	—
1952..	22,906	—	—	22,906	—	—	—	—	—	—	—	—
IV. Held by State and local governments, Territories, and possessions												
1939..	386	—	386	—	—	—	—	—	—	3,711	3,682	29
1940..	424	—	424	—	—	—	—	—	—	3,819	3,785	34
1941..	619	—	619	—	—	—	—	—	—	3,916	3,889	27
1942..	875	—	483	392	—	—	—	—	—	3,871	3,847	24
1943..	1,460	—	393	1,067	—	—	—	—	—	3,832	3,810	22
1944..	3,190	—	291	2,899	—	—	—	—	—	3,430	3,399	31
1945..	5,256	—	190	5,066	—	—	—	—	—	2,897	2,866	31
1946..	6,458	—	139	6,319	—	—	—	—	—	2,377	2,351	26
1947..	7,109	—	n. a.	n. a.	—	—	—	—	—	2,437	2,428	9
1948..	7,786	—	n. a.	n. a.	—	—	—	—	—	2,483	2,476	7
1949..	8,000	—	n. a.	n. a.	—	—	—	—	—	2,733	2,726	7
1950..	8,743	—	n. a.	n. a.	—	—	—	—	—	3,475	3,468	7
1951..	9,408	—	n. a.	n. a.	—	—	—	—	—	3,699	3,693	6
1952..	10,357	—	n. a.	n. a.	—	—	—	—	—	3,870	3,852	18

Footnotes at end of table.

TABLE 117.—*Estimated distribution of interest-bearing governmental securities outstanding June 30, 1939-52, classified by tax status and type of issuer—Con.*[Par value.¹ In millions of dollars]

June 30	Securities of U. S. Government and Federal instrumentalities guaranteed by U. S. ²					Securities of Federal instru- mentalities not guaranteed by U. S. ⁴					Securities of State, local, and territorial governments		
	Total	Tax-exempt		Tax- able ⁷	Special issues ⁸	Total	Tax-exempt		Tax- able ⁷	Wholly tax-exempt ⁵			
		Wholly (⁹)	Par- tially ⁶				Wholly (⁹)	Par- tially ⁶		Total	Issues of States and locali- ties	Issues of Terri- tories and posses- sions ⁸	
V. Privately held securities													
1939..	36,508	7,304	29,204	1	-----	1,421	1,238	175	8	15,624	15,505	119	
1940..	37,903	6,928	30,971	4	-----	1,355	1,210	134	11	15,746	15,630	116	
1941..	43,450	4,070	31,885	7,495	-----	1,385	1,104	161	120	15,394	15,279	115	
1942..	62,375	3,573	29,293	29,510	-----	1,386	914	109	363	14,911	14,800	111	
1943..	116,488	2,710	28,845	84,933	-----	1,292	910	55	326	14,068	13,964	104	
1944..	163,870	1,330	24,788	137,753	-----	1,267	923	-----	345	13,302	13,215	87	
1945..	204,777	161	23,310	181,307	-----	1,007	579	-----	429	13,030	12,938	92	
1946..	209,206	144	19,675	189,388	-----	1,093	-----	-----	1,093	12,892	12,809	83	
1947..	193,406	130	n. a.	n. a.	-----	497	-----	-----	497	13,674	13,633	41	
1948..	185,219	127	n. a.	n. a.	-----	827	-----	-----	827	15,410	15,373	37	
1949..	185,154	125	n. a.	n. a.	-----	876	-----	-----	876	17,398	17,349	49	
1950..	190,322	123	n. a.	n. a.	-----	746	-----	-----	746	19,906	19,832	74	
1951..	179,532	120	n. a.	n. a.	-----	1,316	-----	-----	1,316	22,428	22,340	88	
1952..	179,309	112	n. a.	n. a.	-----	1,216	-----	-----	1,216	24,614	24,529	86	

NOTE.—For data back to 1913, see 1946 annual report, p. 664, and 1949 annual report, p. 591.

^{*} Less than \$500,000.

n. a. Not available.

¹ The "total amount outstanding" of securities of the several issues differs from the gross indebtedness of these issuers in that the former excludes noninterest-bearing debt. The "total privately held securities" differs from the net indebtedness of the borrowers in several additional respects. The former is derived by deducting from the total amount of interest-bearing securities outstanding the amount of such securities held by Federal agencies, Federal Reserve Banks, and by public sinking, trust, and investment funds. Net indebtedness, on the other hand, is derived by deducting from the gross indebtedness an amount equivalent to the total volume of sinking fund assets of the respective borrowers, but makes no allowance for any other public assets.

² In the case of data which include United States savings bonds, Series A-D, E, F, and J, the figures for these bonds represent current redemption values.

³ On basis of daily Treasury statements. Excludes guaranteed securities held by the Treasury.

⁴ Includes Federal land bank bonds only through June 30, 1946; on June 27, 1947, the United States proprietary interest in these banks ended. Excludes stocks and interagency loans.

⁵ Securities the income from which is exempt from both the normal rates and surtax rates of the Federal income tax.

⁶ Securities the income from which is exempt only from the normal rates of the Federal income tax. In the case of partially tax-exempt (1) Treasury bonds and (2) United States savings bonds, interest derived from \$5,000 aggregate principal amount owned by any one holder is exempt from the surtax rates as well as the normal rates of the Federal income tax.

⁷ Securities the income from which is subject to both the normal rates and the surtax rates of the Federal income tax.

⁸ Special issues to Federal agencies and trust funds.

⁹ Excludes obligations of the Philippine Islands after June 30, 1946.

¹⁰ Excludes Federal Reserve Banks. Includes individual Indian trust funds.

TABLE 118.—Summary of Treasury survey of ownership of interest-bearing public debt and guaranteed obligations, June 30, 1951 and 1952

[Par values. In millions of dollars]

Classifications	Held by investors covered by Treasury survey ¹										Held by all other investors ⁴		Total amount outstanding	
	Commercial banks ^{2,3}		Mutual savings banks ²		Insurance companies				U. S. Government investment accounts and Federal Reserve Banks					
					Life		Fire, casualty, and marine							
	June 30, 1951	June 30, 1952	June 30, 1951	June 30, 1952	June 30, 1951	June 30, 1952	June 30, 1951	June 30, 1952	June 30, 1951	June 30, 1952	June 30, 1951	June 30, 1952	June 30, 1951	June 30, 1952
Number of institutions.....	7,172	7,121	527	526	319	317	612	606						
BY TYPE OF SECURITY														
Public marketable:														
Treasury bills.....	3,750	5,828	122	103	756	504	72	92	553	422	8,360	10,268	13,614	17,219
Certificates of indebtedness.....	2,753	6,877	37	120	113	76	174	378	3,211	11,881	3,221	9,092	9,509	28,423
Treasury notes.....	13,704	10,431	120	42	208	5	478	327	12,454	5,570	8,841	2,587	35,806	18,963
Treasury bonds—bank eligible.....	30,464	29,944	641	2,124	358	943	1,052	1,657	2,061	3,105	8,194	10,428	42,772	48,200
Treasury bonds—bank restricted ⁵	822	751	7,332	5,097	6,781	4,912	2,072	1,429	5,225	4,214	13,828	11,056	36,061	27,460
Postal savings and Panama Canal bonds.....	12	14	1	(*)	(*)	(*)	1	1	36	31	107	96	156	142
Guaranteed obligations (Federal Housing Administration debentures) ⁶	9	21	1	7	9	10	(*)	(*)	(*)	(*)	7	5	27	44
Total public marketable.....	51,515	53,867	8,254	7,494	8,227	6,451	3,850	3,884	23,541	25,222	42,558	43,532	137,944	140,451
Public nonmarketable:														
United States savings bonds ⁷	1,362	1,375	588	588	316	317	536	544	21	21	54,749	54,839	57,572	57,685
Treasury savings notes.....	148	70	6	(*)	(*)	(*)	101	93	6	7	7,556	6,441	7,818	6,612
Depository bonds.....	*319	*373	(*)	(*)									*319	*373
Armed forces leave bonds.....											47	47		
Treasury bonds, investment series.....	352	380	1,373	1,479	3,212	3,464	348	398	5,719	4,250	3,522	4,075	14,526	14,046
Guaranteed obligations (Commodity Credit Corporation demand obligations).....	(*)	(*)									(*)	(*)	(*)	1
Total public nonmarketable.....	2,181	2,198	1,967	2,067	3,528	3,781	985	1,036	5,746	4,279	65,874	65,356	80,282	78,717
Special issues.....									34,653	37,739			34,653	37,739
Grand total.....	53,695	56,065	10,221	9,561	11,755	10,233	4,835	4,920	63,940	67,240	108,432	108,888	252,879	256,907

BY CALL CLASSES

Public marketable, due or first becoming callable:

Within 1 year.....	21,596	29,540	626	550	1,206	638	954	1,106	14,090	13,968	22,389	25,143	60,860	70,944
1 to 5 years.....	20,853	18,352	227	138	113	123	643	567	4,017	6,071	5,168	4,183	31,022	29,434
5 to 10 years.....	6,275	3,274	2,010	2,092	842	1,090	1,017	1,089	1,408	1,594	4,460	4,183	16,012	13,321
10 to 15 years.....	251	270	4,926	4,541	5,879	4,508	1,033	1,000	3,561	3,216	5,576	6,578	21,226	20,114
15 to 20 years.....	2,530	2,412	463	166	177	81	203	122	465	373	4,958	3,440	8,797	6,594
Over 20 years.....														
Various (Federal Housing Administration debentures) ..	9	21	1	7	9	10	(*)	(*)	(*)	(*)	7	5	27	44
Total public marketable	51,515	53,867	8,254	7,494	8,227	6,451	3,850	3,884	23,541	25,222	42,558	43,532	137,944	140,451

*Less than \$500,000.

¹ Banks and insurance companies covered in Treasury survey of ownership of securities issued or guaranteed by U. S. Government account for approximately 95 percent of amount of such securities owned by all banks and insurance companies in United States. Details as to each issue of security are available in *Treasury Bulletin* (a) monthly for above investors and (b) quarterly through September 1947 Bulletin and semiannually thereafter for commercial banks classified by membership in Federal Reserve System.

² Securities held in trust departments are excluded.

³ Includes trust companies and stock savings banks.

⁴ Includes banks and insurance companies which are not covered in Treasury survey (see footnote 1).

⁵ Issues which commercial banks (banks accepting demand deposits) are not permitted to acquire prior to specified dates, with 3 exceptions: (1) Concurrently with Fourth, Fifth, and Sixth War Loans and Victory Loan, commercial banks were permitted to subscribe for limited investment of their savings deposits; (2) commercial banks may temporarily acquire such issues through forfeiture of collateral; and (3) commercial banks may hold a limited amount of such issues for trading purposes. Bank restricted issues as of June 30, 1952, and the earliest dates on which commercial banks may own them are as follows:

Bank restricted issue of Treasury bonds	Earliest date on which commercial banks may own bonds	Bank restricted issue of Treasury bonds	Earliest date on which commercial banks may own bonds
2¼%, Dec. 15, 1959-62....	Dec. 15, 1952	2½%, Mar. 15, 1965-70..	Feb. 1, 1954
2½%, Dec. 15, 1963-68....	Dec. 1, 1952	2½%, Mar. 15, 1966-71..	Dec. 1, 1954
2½%, June 15, 1964-69....	Apr. 15, 1953	2½%, June 15, 1967-72..	June 15, 1962
2½%, Dec. 15, 1964-69....	Sept. 15, 1953	2½%, Dec. 15, 1967-72..	Dec. 15, 1962

⁶ Excludes guaranteed obligations held by Treasury.

⁷ U. S. savings bonds other than Series G, H, and K are included at current redemption values. They were reported at maturity value by banks and insurance companies covered in Treasury survey and have been adjusted to current redemption value for this table.

⁸ Includes depositary bonds held by commercial banks not included in survey: \$61 million in 1951 and \$67 million in 1952.

⁹ All held by commercial banks but holdings by reporting banks are not available; data are as of close of previous month.

Budget Estimates

TABLE 119.—*Budget receipts and expenditures, actual for the fiscal year 1952 and estimated for 1953 and 1954*

[On basis of 1954 Budget document]

	Actual, ¹ fiscal year 1952	Estimated, fis- cal year 1953	Estimated, fis- cal year 1954
Budget receipts:			
Internal revenue:			
Corporation income and excess profits taxes.....	\$21,466,910,020	\$23,700,000,000	\$23,300,000,000
Individual:			
Income tax withheld (daily Treasury state- ment basis).....	² 18,520,585,247	20,948,000,000	20,681,000,000
Income tax other than withheld.....	² 11,345,060,075	12,603,000,000	12,713,000,000
Adjustment to daily Treasury statement basis ³	+13,970,394		
Income tax other than withheld.....	11,359,030,469	12,603,000,000	12,713,000,000
Total individual.....	29,879,615,716	33,551,000,000	33,394,000,000
Total income and excess profits taxes.....	51,346,525,736	57,251,000,000	56,694,000,000
Miscellaneous internal revenue:			
Estate tax.....	750,590,517	810,000,000	850,000,000
Gift tax.....	82,556,471	85,000,000	90,000,000
Liquor taxes:			
Distilled spirits (domestic and im- ported) ⁴	1,589,698,326	1,800,000,000	1,797,000,000
Fermented malt liquors.....	727,603,681	765,000,000	748,000,000
Rectification tax.....	31,812,387	31,000,000	32,000,000
Wines (domestic and imported).....	72,373,725	82,000,000	83,000,000
Special taxes in connection with liquor occupations.....	20,397,601	24,000,000	24,000,000
Container stamps.....	12,079,851	12,000,000	13,000,000
Floor stocks taxes on distilled spirits, fermented malt liquors, and wines.....	93,808,383	29,000,000	1,000,000
All other.....	1,313,555	2,000,000	2,000,000
Total liquor taxes.....	2,549,087,509	2,745,000,000	2,700,000,000
Tobacco taxes:			
Cigarettes (small).....	1,474,059,557	1,635,000,000	1,619,000,000
Tobacco (chewing and smoking).....	22,817,336	18,000,000	18,000,000
Cigars (large).....	44,760,432	46,000,000	47,000,000
Snuff.....	4,795,919	4,000,000	4,000,000
Cigarette papers and tubes.....	913,195	900,000	900,000
Floor stocks taxes on cigarettes.....	17,752,482	30,000	
All other.....	63,461	70,000	100,000
Total tobacco taxes.....	1,565,162,382	1,704,000,000	1,689,000,000
Stamp taxes:			
Issues of securities, stock and bond transfers, and deeds of conveyance.....	77,555,683	85,000,000	85,000,000
Playing cards.....	7,353,364	7,800,000	7,800,000
Silver bullion sales or transfers.....	86,374	200,000	200,000
Total stamp taxes.....	84,995,421	93,000,000	93,000,000
Manufacturers' excise taxes:			
Gasoline.....	713,174,163	900,000,000	920,000,000
Lubricating oils.....	95,286,094	90,000,000	90,000,000
Passenger automobiles and motorcycles.....	578,149,013	707,000,000	780,000,000
Automobile trucks, busses, and trailers.....	147,444,980	161,000,000	154,000,000
Parts and accessories for automobiles.....	164,135,183	180,000,000	175,000,000
Tires and inner tubes.....	161,362,443	174,000,000	188,000,000
Electrical energy.....	53,093,612		
Electric, gas, and oil appliances.....	89,544,456	115,000,000	115,000,000
Electric light bulbs.....	30,736,158	32,000,000	33,000,000
Radio and television receiving sets, phonographs, phonograph records, and musical instruments.....	134,536,706	162,000,000	173,000,000
Mechanical refrigerators, quick-freeze units, and self-contained air-con- ditioning units.....	57,969,730	80,000,000	80,000,000

Footnotes at end of table.

TABLE 119.—*Budget receipts and expenditures, actual for the fiscal year 1952 and estimated for 1953 and 1954—Continued*

[On basis of 1954 Budget document]

	Actual, ¹ fiscal year 1952	Estimated, fiscal year 1953	Estimated, fiscal year 1954
Budget receipts—Continued			
Internal revenue—Continued			
Miscellaneous internal revenue—Continued			
Manufacturers' excise taxes—Continued			
Business and store machines.....	\$48,515,237	\$55,000,000	\$57,000,000
Photographic apparatus.....	33,765,542	30,000,000	30,000,000
Matches.....	8,032,076	9,000,000	9,000,000
Sporting goods.....	13,644,356	12,000,000	11,000,000
Pistols and revolvers.....	1,171,890	1,000,000	1,000,000
Fountain and ball-point pens; mechanical pencils.....	4,816,118	10,000,000	10,000,000
Total manufacturers' excise taxes.....	2,335,377,757	2,718,000,000	2,826,000,000
Retailers' excise taxes:			
Jewelry, etc.....	220,402,822	231,000,000	236,000,000
Furs.....	51,436,075	52,000,000	52,000,000
Toilet preparations.....	112,891,829	115,000,000	118,000,000
Luggage, handbags, wallets, etc.....	90,799,198	96,000,000	98,000,000
Total retailers' excise taxes.....	475,529,924	494,000,000	504,000,000
Miscellaneous excise taxes:			
Telephone, telegraph, radio, and cable facilities, leased wires, etc.....	395,433,541	420,000,000	420,000,000
Local telephone service.....	310,336,743	340,000,000	370,000,000
Transportation of oil by pipeline.....	26,881,146	29,000,000	31,000,000
Transportation of persons.....	275,173,735	281,000,000	263,000,000
Transportation of property.....	388,589,269	410,000,000	420,000,000
Diesel fuel used in highway vehicles.....	7,137,799	15,000,000	16,000,000
Admissions, exclusive of cabarets, roof gardens, etc.....	330,782,072	320,000,000	310,000,000
Cabarets, roof gardens, etc.....	45,488,898	45,000,000	45,000,000
Wagering taxes, including occupational tax.....	5,345,066	12,000,000	12,000,000
Club dues and initiation fees.....	33,591,630	36,000,000	37,000,000
Leases of safe deposit boxes.....	10,210,796	10,500,000	10,500,000
Coconut and other vegetable oils processed ⁴	15,204,653	18,000,000	18,000,000
Sugar tax.....	78,473,191	80,000,000	80,000,000
Coin-operated amusement and gaming devices.....	18,823,167	19,000,000	19,000,000
Bowling alleys and billiard and pool tables.....	3,596,530	4,000,000	4,000,000
All other miscellaneous excise taxes ⁵	2,207,984	1,500,000	1,500,000
Total miscellaneous excise taxes.....	1,947,276,220	2,041,000,000	2,057,000,000
Total miscellaneous internal revenue.....	9,790,576,201	10,690,000,000	10,809,000,000
Adjustment to daily Treasury statement basis.....	-64,699,788		
Total miscellaneous internal revenue.....	9,725,876,413	10,690,000,000	10,809,000,000
Employment taxes:			
Taxes on employment by other than carriers:			
Federal Insurance Contributions Act.....	2,568,556,584	4,000,000,000	4,298,000,000
Federal Unemployment Tax Act.....	258,945,125	271,000,000	280,000,000
Railroad Retirement Tax Act.....	734,990,400	650,000,000	660,000,000
Total employment taxes.....	4,562,492,109	4,921,000,000	5,238,000,000
Total internal revenue.....	65,634,894,258	72,862,000,000	72,741,000,000
Railroad Unemployment Insurance Act.....	10,292,105	11,000,000	11,000,000
Customs.....	550,696,379	590,000,000	590,000,000
Miscellaneous receipts:			
Taxes: Miscellaneous taxes.....	34,387,715	33,504,020	32,214,020
Seigniorage and coinage.....	66,696,360	56,334,800	74,234,800
Fees for permits and licenses.....	34,753,955	37,920,844	37,379,971
Fines, penalties, and forfeitures.....	11,227,784	9,264,850	7,366,750
Gifts and contributions.....	418,319	228,250	231,750
Interest.....	248,002,238	354,567,338	375,323,769
Dividends and other earnings.....	278,596,474	275,945,165	250,858,385

Footnotes at end of table.

TABLE 119.—*Budget receipts and expenditures, actual for the fiscal year 1952 and estimated for 1953 and 1954—Continued*

[On basis of 1954 Budget document]

	Actual, ¹ fiscal year 1952	Estimated, fiscal year 1953	Estimated, fiscal year 1954
Budget receipts—Continued			
Miscellaneous receipts—Continued			
Rents.....	\$52,208,110	\$47,344,196	\$48,320,148
Royalties.....	50,654,552	54,137,470	56,377,070
Sale of products.....	188,227,338	218,901,998	235,496,162
Fees and other charges for services.....	48,145,900	26,254,446	25,434,940
Sale of Government property.....	281,375,261	249,164,264	253,675,483
Realization upon loans and investments.....	231,179,133	245,628,935	263,304,976
Recoveries and refunds.....	207,856,829	135,529,857	519,354,725
Other miscellaneous receipts.....	173,033		
Total miscellaneous receipts.....	1,733,901,001	1,744,726,433	2,179,572,949
Adjustment to daily Treasury statement basis.....	+69,585,815		
Total miscellaneous receipts.....	1,803,486,816	1,744,726,433	2,179,572,949
Total receipts.....	67,999,369,558	75,207,726,433	75,521,572,949
Deduct:			
Appropriation to Federal old-age and survivors insurance trust fund.....	3,568,556,584	4,000,000,000	4,298,000,000
Refunds of receipts (excluding interest).....	2,284,666,177	2,510,802,056	2,558,857,600
Adjustment to daily Treasury statement basis.....	+17,540,217		
Total refunds of receipts (excluding interest).....	2,302,206,394	2,510,802,056	2,558,857,600
Net budget receipts.....	62,128,606,580	68,696,924,377	68,664,715,349

Footnotes at end of table.

TABLE 119.—*Budget receipts and expenditures, actual for the fiscal year 1952 and estimated for 1953 and 1954—Continued*

[On basis of 1954 Budget document]

	Actual, ¹ fiscal year 1952	Estimated, fiscal year 1953	Estimated, fiscal year 1954
Budget expenditures: ⁶			
Legislative branch.....	\$61,731,725	\$69,227,855	\$69,650,843
The Judiciary.....	26,742,694	27,930,123	28,544,375
Executive Office of the President.....	9,108,283	8,776,121	8,158,793
Funds appropriated to the President.....	4,982,628,181	5,864,871,911	7,655,805,688
Independent offices:			
Atomic Energy Commission.....	1,669,893,865	1,999,977,000	2,699,977,000
Civil Service Commission.....	332,222,549	344,851,733	450,555,881
Economic Stabilization Agency.....	90,981,877	70,945,084	1,900,000
Export-Import Bank of Washington (net).....	29,386,313	82,496,311	45,097,000
Federal Civil Defense Administration.....	33,255,667	81,000,000	70,000,000
Railroad Retirement Board.....	777,477,077	694,280,418	705,871,980
Reconstruction Finance Corporation (net).....	^a 220,177,317	^a 55,870,763	^a 119,785,000
Tennessee Valley Authority.....	185,205,286	231,545,157	242,858,000
Veterans' Administration.....	4,922,647,898	4,584,125,331	4,494,079,915
Other.....	205,185,477	220,121,908	243,107,573
Federal Security Agency.....	1,670,965,200	1,940,875,267	1,903,758,373
General Services Administration.....	1,070,080,513	1,261,178,678	1,126,215,416
Housing and Home Finance Agency.....	584,761,191	539,385,326	379,703,816
Department of Agriculture.....	1,242,124,910	2,143,363,552	2,030,979,443
Department of Commerce.....	979,145,892	1,097,269,167	1,031,272,777
Department of Defense:			
Military functions.....	38,966,980,963	43,400,000,000	45,500,000,000
Civil functions.....	709,876,032	658,753,128	639,906,045
Department of the Interior.....	584,784,735	616,322,323	659,086,973
Department of Justice.....	195,254,977	171,050,162	183,823,770
Department of Labor.....	252,602,962	292,401,088	321,012,782
Post Office Department (general fund).....	740,000,000	666,000,134	668,800,000
Department of State.....	258,200,273	275,280,654	316,334,882
Treasury Department:			
Interest on the public debt.....	5,853,047,299	6,450,000,000	6,350,000,000
Other.....	774,355,975	820,694,089	827,865,964
District of Columbia (Federal contribution).....	11,400,000	11,000,000	12,000,000
Reserve for contingencies.....	—	25,000,000	40,000,000
Adjustment to daily Treasury statement basis.....	—854,523,539	—	—
Total budget expenditures.....	66,145,246,958	74,592,831,757	78,586,582,289
Budget deficit (or surplus (—)).....	4,016,640,378	5,895,907,380	9,921,866,940

^a Excess of credits (deduct).

¹ The figures shown are amounts as reported in the *Daily Statement of the United States Treasury*, where possible. Total receipts, net budget receipts, receipts from the Railroad Retirement Tax Act, the Railroad Unemployment Insurance Act, the Federal Unemployment Tax Act, and customs are as shown in the daily Treasury statement. Certain of the detail as to specific tax and nontax sources is not available in the daily Treasury statement and is taken from other reports of the Treasury Department. The detail as to income and excess profits taxes other than the amounts withheld is taken from collection reports as compiled by the Bureau of Internal Revenue. The detail of miscellaneous internal revenue is also compiled from such reports. Detail concerning miscellaneous receipts is taken from the *Combined Statement of Receipts, Expenditures and Balances*.

Where documents other than the daily Treasury statement are used to show detailed revenue sources, adjustment is made by group totals to the daily Treasury statement. Withheld taxes under the individual income tax and the Federal Insurance Contributions Act were combined in one total in the daily Treasury statement and in collection reports beginning in January 1951, and amounts collected under the self-employed category of the Social Security Act were combined with income tax other than withheld beginning in January of 1952. The amount transferred to the Federal old-age and survivors insurance trust fund shown on the daily Treasury statement is assumed to be the amount collected under the Federal Insurance Contributions Act.

² Estimated.

³ The adjustment for total income and excess profits taxes other than withheld is arbitrarily assigned to the individual income tax.

⁴ Collections for credit to trust funds are not included.

⁵ Includes collections from: taxes on narcotics, adulterated and process or renovated butter; mixed flour and filled cheese; and taxes imposed under the National Firearms Act which are effective currently. In addition includes collections from excise taxes repealed or suspended.

⁶ Classified by organization units, based on table 4 of the 1954 Budget document. The figures for 1952 are based upon the Treasury's *Combined Statement of Receipts, Expenditures and Balances*, and therefore may differ from figures published in the daily Treasury statement.

TABLE 120.—Trust account and other transactions, actual for the fiscal year 1952 and estimated for 1953 and 1954

[On basis of 1954 Budget document]

	Actual, fiscal year 1952	Estimated, fiscal year 1953	Estimated, fiscal year 1954
Receipts:			
Federal employees' retirement funds:			
Deductions from employees' salaries and other receipts.....	\$418,222,321	\$433,704,000	\$400,135,000
Interest and profits on investments.....	188,783,843	215,229,000	249,977,000
Transfers from general and special accounts.....	310,000,000	321,450,000	430,297,000
Federal old-age and survivors insurance trust fund:			
Deposits by States.....	25,679,630	40,000,000	50,000,000
Appropriation from general account receipts.....	3,568,574,401	4,000,000,000	4,298,000,000
Interest on investments.....	333,514,115	395,000,000	431,818,550
Transfers from general and special accounts.....	3,734,000		
Other.....	24,067	25,000	25,000
Railroad retirement account:			
Interest on investments.....	78,889,299	89,800,000	98,900,000
Transfers from general and special accounts.....	767,800,402	683,524,469	694,852,000
Unemployment trust fund:			
Deposits by States.....	1,439,240,071	1,330,000,000	1,366,000,000
Deposits by Railroad Retirement Board.....	15,435,095	16,000,000	16,000,000
Interest on investments.....	184,494,110	202,367,000	208,617,492
Transfers from general and special accounts.....	4,371,270	4,564,976	5,089,508
Veterans' life insurance funds:			
Premiums and other receipts.....	472,761,092	430,961,150	419,361,000
Interest on investments.....	201,035,610	201,014,000	200,189,000
Transfers from general and special accounts.....	203,484,619	85,357,850	46,479,188
Other trust accounts:			
Transfers from general and special accounts.....	11,400,000	11,000,000	12,000,000
Miscellaneous trust receipts.....	604,435,840	623,454,623	618,840,840
Adjustment to daily Treasury statement basis.....	-25,064,103		
Total, trust account receipts.....	8,806,815,682	9,083,742,068	9,546,581,578
Expenditures:			
Other than investments:			
Federal employees' retirement funds: Annuities and refunds.....	300,232,061	367,080,072	384,356,000
Federal old-age and survivors insurance trust fund: Benefit payments and administrative expenses.....	2,067,111,417	2,650,505,000	3,169,000,000
Railroad retirement account: Benefit payments and other expenditures.....	390,710,171	465,600,000	482,400,000
Unemployment trust fund: Withdrawals by States and other expenditures.....	1,057,213,474	926,065,758	976,827,398
Veterans' life insurance funds: Insurance losses and refunds.....	1,087,898,674	786,990,000	710,690,000
Other trust accounts: Miscellaneous trust expenditures.....	491,768,420	703,870,135	669,661,858
All other.....	* 279,816,489	* 324,150,290	* 104,519,591
Adjustment to daily Treasury statement basis.....	+87,979,552		
Total expenditures other than investments.....	5,203,097,280	5,575,960,675	6,288,415,665
Investments in Federal securities:			
Federal employees' retirement funds.....	623,609,000	605,858,424	693,625,576
Federal old-age and survivors insurance trust fund.....	1,950,600,000	1,823,962,750	1,608,000,000
Railroad retirement account.....	448,654,000	303,856,000	310,700,000
Unemployment trust fund.....	581,000,000	626,000,000	626,000,000
Veterans' life insurance funds.....	* 244,500,000	* 25,500,000	* 45,000,000
Other trust accounts.....	* 1,747,548	* 6,096,362	1,374,150
Wholly owned Government corporations.....	101,275,000	72,560,000	86,617,000
Adjustment to daily Treasury statement basis.....	-2,249,251		
Total investments.....	3,456,641,201	3,400,640,812	3,231,316,726
Total expenditures.....	8,659,738,481	8,976,601,487	9,519,732,391
Net receipts, or expenditures (-).....	147,077,201	107,140,581	26,849,187

NOTE.—Detailed figures for 1952 are based upon the Treasury's *Combined Statement of Receipts, Expenditures and Balances*, and therefore may differ from figures published in the daily Treasury statement.


* Excess of receipts or redemptions (deduct).

† Special deposit accounts (net), and sales and redemptions of obligations of Government agencies in the market (net).

TABLE 121.—*Effect of financial operations on the public debt, actual for the fiscal year 1952 and estimates for 1953 and 1954*

[In millions of dollars. On basis of 1954 Budget document]

	Actual, fiscal year 1952	Estimated, fiscal year 1953	Estimated, fiscal year 1954
Budget deficit [or surplus (-)].....	4,017	5,896	9,922
Net expenditures (including investments) of trust account and other transactions [or receipts (-)].....	-147	-107	-27
Decrease in clearing account for outstanding checks, etc. [or increase (-)].....	401	-24	4
Increase in Treasury general fund balance [or decrease (-)].....	-388	-969	-----
Increase in public debt [or decrease (-)].....	3,883	4,795	9,900
Treasury general fund balance:			
Beginning of year.....	7,357	6,969	6,000
Change during year.....	-388	-969	-----
End of year.....	6,969	6,000	6,000
Public debt outstanding:			
Beginning of year.....	255,222	259,105	263,900
Change during year.....	3,883	4,795	9,900
End of year.....	259,105	263,900	273,800



INDEX

A

Accounting and financial reporting, Government:	Page
Joint program to improve, 1947-52.....	35-39, 127, 240, 243, 248, 488-497
Review of system since 1789.....	34-39
Accounts, Bureau of:	
Accounting and reporting developments.....	127
Administrative report.....	126-140
Management improvement program.....	131, 238, 247, 249
Accounts through which Treasury operations are effected, description....	503
Actuary, Government.....	xii, 176
Adjusted service certificate fund:	
Certificates of indebtedness issued to:	
Interest, computed rate.....	564
Issues and redemptions:	
1951 and 1952 and monthly 1952.....	586, 590
1952.....	597
Outstanding:	
1942-52, June 30.....	560
1951 and 1952, June 30.....	597, 652
1952, June 30.....	564, 574
Description.....	574
Investments.....	542, 650, 652
Receipts and expenditures:	
1944-52.....	548
1951 and 1952 and monthly 1952.....	538, 540
1952 and cumulative.....	652
Statement.....	652
Administrative and staff officers of Treasury Department.....	xii
Admissions tax.....	553, 771
Africa, aid to.....	386
Africa and Near East, aid to.....	520, 522
Agricultural adjustment taxes, 1934-37.....	554
Agricultural Research Administration:	
Commodity Credit Corporation notes canceled.....	135
Expenditures 1951 and 1952 and monthly 1952, details.....	516
Agriculture, Department of, expenditures:	
1944-52.....	547
1951 and 1952 and average for 1947-50.....	61
1951 and 1952 and monthly 1952.....	516, 518, 520, 522, 524, 526
1952 and estimates 1953 and 1954.....	62, 773
Grants to States and local units:	
1930, 1940, 1950, 1952 by appropriation titles.....	726
1952 by States and programs.....	732
Payments to individuals, etc., within States:	
1930, 1940, 1950, 1952 by appropriation titles.....	729
1952 by States and programs.....	739
Ainsworth Library fund, Walter Reed General Hospital:	
Investments.....	650, 653
Statement of receipts, expenditures, and assets.....	653
Air Force, Department of, expenditures:	
1949-52.....	513, 546
1951 and 1952 and monthly 1952.....	522-527, 540
Payments to individuals, etc., within States:	
1950 and 1952.....	730
1952 by States.....	740

	Page
Airplanes and passengers entering U. S.	722
Alaska Railroad retirement fund:	
Investments	650
Treasury notes issued to, outstanding June 30, 1942-49	560
Alien property trust fund	650, 653
American-Mexican Claims Commission	139, 747
American Republics, aid to	386, 520, 524
Anglo-American Financial Agreement:	
Financial reconstruction program	224
Obligations owned by U. S.	701
Payment, 1952, first on loan	91, 136, 701
Secretary of Treasury, responsibilities	219
Armed Forces Leave Act, payments	526, 546
Army, Department of:	
Expenditures:	
1789-1952	509
1944-52	546
1951 and 1952 and monthly 1952	522, 524, 528, 540
Grants to States and local units by:	
Appropriation title	726
States	733
Payments to individuals, etc., within States:	
1930, 1940, 1950, 1952 by appropriation titles	730
1952 by States and programs	739
Foreign assistance, government and relief in occupied areas (civilian supplies)	61, 421, 528, 546
Hospital fund, Office of Surgeon General, investments made by Treasury 1944-52	651
Securities for loans, owned by U. S.	700, 702
Army Exchange Service contingency reserve fund, investments made by Treasury 1943	650
Asia and Pacific, aid to	520, 522
Assistant Secretaries of Treasury	xi, xii, xvi
Atomic Energy Commission expenditures	61, 62, 526, 547, 773
Attorney General, participating certificate held for	152
Attorneys and agents, enrollment for practice before Treasury Department	172
Automobiles, trucks, tires, inner tubes, etc., taxes	51, 552, 770
Australia, aid to	369

B

Banking system (*see also* Commercial banks; Federal Reserve Banks)
governmental security holdings:

Federal securities:	
1937-52, June 30	764
1941-52 selected dates	79
1943-52 changes in ownership	754
1952 changes in types	83
Increase 1952	79
Percent of debt outstanding June 30, 1941, 1951, 1952, and Feb. 28, 1946	80
Reduction Feb. 28, 1946-June 30, 1952	79
Reduction June 30, 1946-52	8, 458
Nonguaranteed securities of Federal instrumentalities June 30, 1937-52	765
State and local government securities June 30, 1937-52	765
Banks. (<i>See</i> specific classes.)	
Banks for cooperatives:	
Balance sheet	680
Capital stock owned by U. S.	681, 699
Income and expense	686
Investments 1942-52	651
Investments 1952	545
Source and application of funds	692
Bases of tables, explanation	501
Belgian Congo, aid to	356, 369

	Page
Belgium, aid to.....	356
Bills, Treasury:	
Engraved, printed, and delivered.....	125
Interest (discount):	
Computed charge and rate, June 30, 1939-52.....	642
Computed rate.....	564
Due and payable 1949-52.....	644
Rates on issues.....	71, 266
Investor classes:	
1951 and 1952, June 30.....	768
1952 changes.....	83
Issues and redemptions:	
1951 and 1952 and monthly 1952.....	584, 586, 588
1952.....	71, 266, 592, 604, 607-621
New money source 1952.....	66, 200
Outstanding:	
1942-1952, June 30.....	560
1951 and 1952, June 30.....	69, 71, 592, 604, 768
1952, June 30.....	564, 566, 577
Description.....	566
Limitation, statutory.....	583
Press releases, issue of Sept. 13, 1951.....	262, 263
Regulations amended.....	268
Tax Anticipation Series:	
Interest (discount) rates on issues.....	72, 266
Issues:	
1951, Oct. and Nov.....	10, 611, 612
1951 and 1952.....	200
By Federal Reserve districts.....	265
Issues and redemptions, 1952.....	72, 267, 592, 617, 621
Outstanding, June 30, 1952.....	605
Press releases, issue of Oct. 23, 1951.....	264, 265
Bonds, issues of capital stock, deeds of conveyance, etc., taxes.....	551, 770
Bonds, U. S. Government:	
Adjusted service:	
Interest due and payable 1949-52.....	644
Issues and redemptions:	
1951 and 1952 and monthly 1952.....	584, 588
1952.....	599
Outstanding June 30:	
1942-44.....	560
1951 and 1952.....	599
1952.....	577
Armed forces leave:	
Interest, due and payable 1949-52.....	644
Issues and redemptions:	
1947-52.....	145
1951 and 1952 and monthly 1952.....	584, 588
1952.....	145, 596, 599, 608-610, 612
Outstanding:	
1947-51, June 30.....	560
1951, June 30.....	596, 768
1951 and 1952, June 30.....	599
1952, June 30.....	145, 577
Selected dates.....	145
Bank eligible bonds. (See Treasury bonds.)	
Bank restricted bonds. (See Treasury bonds.)	
Conversion, outstanding June 30, 1942-46.....	560
Depositary:	
Interest:	
Computed rate.....	564
Due and payable 1949-52.....	644
Investor classes June 30, 1951 and 1952.....	768
Issues and redemptions:	
1951 and 1952 and monthly 1952.....	584, 588
1952.....	596, 608-622

Bonds, U. S. Government—Continued

Depository—Continued

Outstanding:	Page
1942-52, June 30	560
1951 and 1952, June 30	596, 768
1952, June 30	564, 573
Description	573
Limitation, statutory	583
Engraved, printed, and delivered	125
Excess profits tax refund:	
Issues and redemptions:	
1951 and 1952 and monthly 1952	584, 588
1952	606
Outstanding:	
1944-52, June 30	561
1951 and 1952, June 30	606
1952, June 30, and description	578
Limitation, statutory	583
Refunds 1951 and 1952 and monthly 1952	514
Investment series, Treasury bonds:	
Exchanges	584
Interest:	
Computed rate	564
Due and payable 1949-52	644
Investor classes	83, 768
Issues:	
1951	199
1952	67, 69, 71, 199, 268, 585, 596, 621
By Federal Reserve districts	272
Circular on additional issue dated April 1, 1951	268
Outstanding:	
1948-52, June 30	560
1951 and 1952, June 30	73, 596
1952, June 30	564, 573
Description	573
Limitation, statutory	583
Redemptions:	
1951 and 1952 and monthly 1952	588
1952	68, 596, 608-622
Liberty, outstanding June 30, 1952, and redemptions	598
Panama Canal loan, outstanding:	
1942-52, June 30	560
1951 and 1952, June 30	595
1952, June 30, description	569
Prices and yields June 30, 1951 and 1952	647
Postal savings:	
Interest due and payable 1949-52	644
Outstanding:	
1942-52, June 30	560
1951 and 1952, June 30	595, 598
1952, June 30	569, 577
Description	569
Redemptions:	
1951 and 1952 and monthly 1952	586
1952	595, 598, 607, 614
Postal savings and Panama Canal loan:	
Investor classes June 30, 1951 and 1952	768
Limitation, statutory, not subject to	583
Savings:	
Bond-a-month plan	191
Exchanges	584, 588
Farmers' equipment reserve plan	191
Held by Treasurer of U. S., for depositors	152
Interest or accrued discount:	
Accruals on bonds redeemed and outstanding:	
1942-52 and monthly 1952, Series E and F	628, 629
1951 and 1952 and monthly 1952	584

Bonds, U. S. Government—Continued

Savings—Continued

Interest or accrued discount—Continued

	Page
Checks issued for Series G	144
Checks issued and investment yields, Series H	314
Computed charge and rate, June 30, 1939-52	642
Computed rate	564
Due and payable 1949-52	644
Rates increased	200, 277, 471
Series E, new or retained after maturity	200, 277, 471
Series H	311
Series J	283
Series K	283

Investor classes:

1946, June 30, held by individuals	10, 11
1951 and 1952, June 30	768
1952, June 30, held by individuals	11
1952 changes in holdings	83

Issues:

1935-52	76, 627
1941-52	571
1951 and 1952 and monthly 1952	584
1952	67, 76, 142, 190, 585, 595, 599, 607-622
By States 1941-52 cumulative and 1952	634
By Treasurer of U. S., 1951 and 1952	151
Duplicate bonds, application	145
E through K by series 1941-52 and monthly 1952:	
Amounts	628
By denominations, amounts and pieces	631
Series H, J, and K, description	73, 75
Issuing and paying agents for Series A-E	144
Limitation on holdings	75, 284, 293, 311
Lost, etc., applications for duplicates	144
Objectives of sale	190
Offering of Series H	310, 471
Offering of Series J and K	283, 471

Outstanding:

1942-52, June 30	560
1946, June 30	10, 11
1951 and 1952, June 30	73, 595, 599, 768
1952, June 30	11, 142, 191, 477, 564, 571, 577
Description	571
E through K by series 1941-52 and monthly 1952	628
Increase since close of World War II	322
Limitation, statutory	583

Payroll savings plan:

Companies operating, 1947-52	144
Expansion	191

Records of sales and redemptions

Redemption values and investment yields:

Improved Series E, chart	74
Improved Series E extended, chart	74
Increased	73
Series E	275, 280, 281, 282
Series G and K	76
Series J	288
Series K	289

Redemptions:

1935-52	76, 627
1941-52	571
1951 and 1952 and monthly 1952	588
1952	68, 142, 589, 595, 599, 607-622
By Treasurer of U. S., 1951 and 1952	151
E, F, and G bonds by series 1941-52 and monthly 1952, pieces by denominations	633
E through K by series 1941-52 and monthly 1952, amounts	628
Percent sold in each year redeemed each year thereafter	77, 635

Bonds, U. S. Government—Continued

Savings—Continued	Page
Regulations amended.....	272-275, 290
Reissue when registered with coowners.....	273
Series E, extended maturity, clarification.....	272
Thrift promotion.....	10-12, 190, 475, 476
Treasury:	
Bank eligible:	
Investor classes June 30, 1951 and 1952.....	768
Outstanding:	
1942-52, June 30.....	560
1951 and 1952, June 30.....	69, 768
Limitation, statutory.....	583
Bank restricted:	
Date on which certain bonds became bank eligible.....	69
Dates on which banks may acquire bonds.....	769
Investor classes June 30, 1951 and 1952.....	768
Outstanding:	
1942-52, June 30.....	560
1951 and 1952, June 30.....	69, 768
Limitation, statutory.....	583
Interest:	
Computed charge and rate, June 30, 1939-52.....	642
Computed rate.....	564
Due and payable 1949-52.....	644
Investor classes:	
1951 and 1952, June 30.....	768
1952 changes in holdings.....	83
Issues:	
1952.....	67, 71, 259, 261, 585, 594, 617
Circular on March 1, 1952, issue.....	259
Circular on July 1, 1952, issue.....	261
Issues by Federal Reserve districts.....	260
Outstanding:	
1942-52, June 30.....	560
1951 and 1952, June 30.....	69, 594, 598
1952, June 30.....	564, 567, 577
Description.....	567
Limitation, statutory.....	583
Prices and yields:	
1951 and 1952, June 30 and price range since first traded.....	647
Yields, monthly, and annual averages 1930-52.....	646
Redemptions:	
1951 and 1952 and monthly 1952.....	586, 588
1952 by issues.....	68, 70, 594, 598, 609, 613, 621
Call for redemption.....	258
Bowling alleys and billiard and pool tables taxes.....	771
Brazil, aid to.....	369, 398
Bretton Woods Agreements Act.....	218, 328, 351, 367, 368, 546
Budget (see also Expenditures; Receipts):	
Estimates 1953 and 1954, expenditures.....	62, 773
Estimates 1953 and 1954, receipts.....	52, 770
Trends, 1945-52, chart.....	46
Budget and Accounting Procedures Act of 1950.....	36, 37, 243, 248, 488-497
Building and savings and loan associations, agents for Series A-E savings bonds.....	144

C

Cabarets tax.....	553, 771
Canada, exchange control terminated.....	405
Canal Zone Postal Savings System:	
Funds due depositors:	
1942-52, June 30.....	563
Description.....	582
Investments made by Treasury 1942-52.....	650

Canal Zone Postal Savings System—Continued	Page
Treasury notes issued to:	
Interest, computed rate.....	564
Issues and redemptions:	
1951 and 1952 and monthly 1952.....	591
1952.....	586, 597
Outstanding:	
1942-52, June 30.....	560
1951 and 1952, June 30.....	597
1952, June 30.....	564, 574
Description.....	574
Canal Zone retirement fund:	
Investments.....	650
Treasury notes issued to, outstanding June 30, 1942-49.....	560
Capital stock sales or transfers tax.....	551
Capital stock tax.....	550
Capital transfers deducted from budget receipts and expenditures.....	512
Carriers Taxing Act taxes. (See Social security program, Receipts.)	
Cash income, outgo, and balance, 1943-52.....	750
Cash room, Treasurer of U. S., checks, etc., deposited for collection.....	151
Central Bank for Cooperatives, debentures engraved, printed, and delivered.....	125
Central Branch Union Pacific Railroad, amount due U. S.....	702
Certificates of indebtedness, marketable issues:	
Engraved, printed, and delivered.....	125
Interest:	
Computed charge and rate, June 30, 1942-52.....	642
Computed rate.....	564
Due and payable 1949-52.....	644
Investor classes:	
1951 and 1952, June 30.....	768
1952 changes in holdings.....	83
Issues and redemptions:	
1951 and 1952 and monthly 1952.....	584, 586, 589
1952.....	67, 68, 70, 255-257, 593, 602, 608-618
Circular on August 1, 1951; issue.....	255
Issues by Federal Reserve districts.....	257
Summary of information in circulars.....	256
Outstanding:	
1942-52, June 30.....	560
1951 and 1952, June 30.....	69, 593, 602, 768
1952, June 30.....	564, 567, 577
Description.....	567
Limitation, statutory.....	583
Prices and yields June 30, 1951 and 1952.....	648
Certificates of indebtedness, special short-term, issued and redeemed.....	77,
	584, 586, 623
Ceylon, currency par value.....	404
Charts:	
Budget trends, fiscal 1945-52.....	46
Foreign aid in U. S. balance of payments, July 1, 1945-June 30, 1952.....	235
Foreign assistance grants and credits utilized:	
1945, Jan. 1-1952, Mar. 31, Western Europe.....	392
1945, July 1-1951, Sept. 30.....	334
1945, July 1-1952, June 30.....	234
Gold transactions of U. S. 1945-51.....	336
Improved E bond extension yields.....	74
Improved E bond yields.....	74
Loans granted by International Bank for Reconstruction and Development Jan. 1947-Mar. 1952.....	408
Market prices in U. S. for selected commodities, percentage changes June 1950-Sept. 1951.....	331
Organization of Treasury Department, Nov. 15, 1951.....	xvi
Trends in the Federal debt 1946-52.....	66
U. S. merchandise exports and imports 1936-51.....	329
U. S. monetary gold stock Dec. 1933-Mar. 1952.....	389
Unit values of U. S. exports and imports June 1950-Sept. 1951.....	332
Yields on Series G and K bonds.....	76

Checks:	Page
Claims for proceeds, paid on forged endorsement.....	150
Foreign, withheld, regulations amended.....	130
Issued (expenditures), basis of data.....	502
Outstanding, clearing account.....	64, 501, 507, 544, 775
Chile, aid to.....	346, 369, 408
China:	
Foreign assets control, regulations concerning, except Formosa.....	24, 94, 460
General area, aid to.....	386
Cigar taxes.....	551, 770
Cigarette papers and tubes taxes.....	770
Cigarette taxes.....	50, 551, 770
Circulars, Department, Nos.:	
418, amendment May 13, 1952, Treasury bills.....	268
530, amendment April 29, 1952, regulations governing U. S. savings bonds.....	274
530, revision, May 21, 1952, regulations governing U. S. savings bonds.....	290
530, amendment June 18, 1952, reissue of U. S. savings bonds registered with coowners.....	273
653, revision April 29, 1952, offering Series E, U. S. savings bonds.....	275
885, amendment Jan. 9, 1952, Series E, U. S. savings bonds.....	272
891, July 16, 1951, certificates of indebtedness, Series B-1952.....	255
895, Oct. 1, 1951, Series H war housing insurance fund debentures.....	315
898, Feb. 18, 1952, Treasury bonds of 1957-59.....	259
900, Mar. 10, 1952, imprest-fund cashier, form of bond.....	493
905, May 21, 1952, offering Series H, U. S. savings bonds.....	310
906, April 29, 1952, offering of Series J and K, U. S. savings bonds.....	283
907, May 19, 1952, Treasury Bonds, Investment Series B-1975-80.....	268
908, May 14, 1952, requirements relating to utilizing imprest funds.....	495
910, June 16, 1952, Treasury bonds of 1958.....	261
Civil Service Commission expenditures.....	62, 526, 773
Civil service retirement fund:	
Investments.....	542, 650, 655
Notes engraved, printed, and delivered.....	125
Receipts and expenditures:	
1951 and 1952 and monthly 1952.....	536, 538
1952 and cumulative.....	654
Statement.....	654
Treasury notes issued to:	
Interest, computed rate.....	564
Issues and redemptions:	
1951 and 1952 and monthly 1952.....	586, 590
1952.....	597
Outstanding:	
1942-52, June 30.....	560
1951 and 1952, June 30.....	597, 655
1952, June 30.....	564, 574
Description.....	574
U. S. share.....	526, 536
Claims of nationals. (See Nationals, U. S.)	
Clearing account for outstanding checks, etc.....	64, 501, 507, 544, 775
Club dues and initiation fees taxes.....	554, 771
Coconut, etc., oils processed, taxes.....	771
Coin-operated amusement and gaming devices taxes.....	771
Coins. (See Money.)	
Collection and deposit of funds.....	146
Collection basis of data.....	502
Colombia:	
Aid to.....	355, 369, 397, 399, 410
Exchange system.....	403
Commerce, Department of, expenditures:	
1944-52.....	547
1951 and 1952 and monthly 1952.....	518, 520, 524, 526, 528
1952 and estimates 1953 and 1954.....	62, 773
Grants to States and local units by:	
Appropriation titles.....	726
States.....	733

Commerce, Department of, expenditures—Continued

Payments to individuals, etc., within States:	Page
1950 and 1952	729
1952	739
Commercial banks:	
Depositaries for receipt of public moneys	649
Security holdings (governmental):	
Federal securities:	
1937-52, June 30	764
1941-52 selected dates	79
1951 and 1952, June 30, by type of issue	768
1952 changes in types	82, 83
Nonguaranteed issues of Federal instrumentalities June 30,	
1937-52	765
Reduced following World War II	322
State, local, and territorial government securities June 30,	
1937-52	765
Tax and loan accounts, Treasury	64, 72, 129, 649
Commodity Credit Corporation:	
Appraisals of assets and liabilities	134, 698
Balance sheet	680
Borrowing power	671
Capital impairment, restorations	134, 698
Capital stock owned by U. S.	681, 699
Expenditures 1951 and 1952 and monthly 1952	516
Income and expense	686
Interest paid to Treasury	135, 705
Obligations:	
Held by Treasury:	
1942-52, June 30	673
1951 and 1952, June 30	676
1952, June 30	671, 674, 700
Cancellations	134, 676, 698
Description	674
Transactions	676, 700
Held outside Treasury:	
1942-52, June 30	562
1951 and 1952, June 30, by investor classes	768
1952, June 30	565, 580, 671
Description	580
Interest, computed rate	565
Market transactions (net) 1951 and 1952 and monthly 1952	544
Source and application of funds	692
Statutory debt retirements from capital repayments	625
Comptroller of Currency, Bureau of:	
Administrative report	99-101
Retirement fund, investments made by Treasury 1942-48	650
Contingent liabilities of U. S.:	
Description	582
Outstanding June 30, 1942-52	563
Contracts (war), Renegotiation Act	514, 546
Contributions and donations	136
Corporation income and excess profits taxes (<i>see also</i> Taxation):	
Collections:	
1929-52	550
1951 and 1952	49, 153
1951 and 1952 and average 1947-50	47, 48
1952 and estimates 1953 and 1954	54, 55, 57, 58, 770
Excess Profits Tax Act of 1950, effect	16, 49
Percentage of total budget receipts 1951 and 1952 and estimates	
1953 and 1954	53
Revenue Act of 1950, effect	16, 17, 49
Revenue Act, of 1951, effect	16, 49, 55
Corporations, governmental security holdings:	
Federal securities:	
1937-52, June 30	764
1941-52 selected dates	79
Decrease 1952	81

Corporations, governmental security holdings—Continued	Page
Nonguaranteed securities of Federal instrumentalities June 30, 1937-52	765
State, local, and territorial government securities June 30, 1937-52	765
Corporations and certain other business-type activities of U. S. Government:	
Assets, liabilities, and capital	84, 671, 678, 680
Borrowing power	84, 671
Capital stock owned by U. S.	86, 132, 681, 699
Dividends, interest, etc., paid to Treasury	86, 132, 705
Income and expense	686
Investments in public debt securities	542, 549
Obligations:	
Guaranteed, held outside Treasury:	
1934-52, June 30	507, 559
1942-52, June 30, by agencies	562
1943-52 increase or decrease	752
1951 and 1952, June 30	65, 768
1952, June 30	565, 580, 671
Calls for redemption	315
Description	580
Interest:	
Computed rate	565
Paid 1934-52 by tax status	645
Investors June 30, 1951 and 1952	768
Limitation, statutory	583
Market transactions (net):	
1944-52	549
1951 and 1952 and monthly 1952 by agencies	544
Held by Treasury:	
1942-52, June 30, by agencies	673
1951 and 1952, June 30	676
1952, June 30, by agencies	671, 700
Cancellations	131, 676, 698
Description	674
In safekeeping by Treasurer of U. S.	152
Interest rates adjusted to interest cost to Treasury	84
Transactions	131, 676, 700
Interest rates	84
Not guaranteed, held outside Treasury:	
Bank and nonbank investors June 30, 1937-52	765
Market transactions (net) 1951 and 1952 and monthly 1952 by agencies	544
Tax status and investors June 30, 1939-52	766
Principal and interest paid by Treasurer of U. S., by agencies	152
Partially owned, checking accounts with Treasurer of U. S. (net expenditures)	540
Source and application of funds	692
Summary for 1952	84-86
U. S. investment in	681
Costa Rica, exchange system	353
Counterfeit money seized	195
Counterfeiting laws, etc., violations investigated	195
Credit agencies. (See Corporations and certain other business-type activities of U. S. Government.)	
Credit control:	
Policy and public debt management	12, 13, 199, 320, 322
Statement by Secretary of the Treasury before the Subcommittee on General Credit Control and Debt Management of the Joint Committee on the Economic Report, March 10, 1952	319
Credit unions, agents for issuing and redeeming Series A-E savings bonds	144
Cumulative sinking fund. (See Sinking fund, cumulative.)	
Currency. (See Dollars; Foreign currencies; International Monetary Fund; Minor coin; Money; Paper currency.)	
Customhouse brokers, licenses issued and canceled	173

Customs:	Page
Agency Service.....	109, 711
Antidumping.....	108
Appraisement of merchandise.....	104, 711
Bureau of:	
Administrative report.....	101-114
Appropriations.....	711
Authority to approve bonds required of employees.....	479
Cost of administration.....	111, 712
Expenditures.....	532, 711, 712
Extent of operations.....	103
Law enforcement activities.....	108, 724
Legal problems and proceedings.....	111
Management improvement program.....	41,
111, 239, 240, 241, 243, 247, 249	
Classification, valuation, and marking of imported merchandise.....	108
Collections:	
1789-1952.....	508
1944-52.....	546
1951 and 1952.....	101, 555
1951 and 1952 and average 1947-50.....	47
1951 and 1952 and monthly 1952.....	514
1952.....	52, 711
1952 and estimates 1953 and 1954.....	54, 56, 57, 59, 771
By commodities and countries.....	102, 103
By districts.....	102, 712
Percentage of total budget receipts 1951 and 1952 and estimates	
1953 and 1954.....	53
Drawback transactions.....	104, 555, 712, 723
Entries of merchandise.....	104, 721
Information Exchange.....	104, 711
International discussions on procedure and laws.....	243
Investigative and patrol activities.....	108, 725
Laboratories.....	105
Marine activities, documentation, etc.....	106
Persons and vehicles entering U. S.....	103
Ports and stations, changes in.....	110
Protests and appeals.....	106
Refunds and drawbacks.....	514, 555, 711, 712
Seizures.....	724, 725
Simplification through proposed legislation and administrative action.....	112
Statistics.....	555, 711

D

Daily Treasury statement:	
Basis of data.....	501
Classifications revised.....	128
Defense, Department of, expenditures:	
1951 and 1952 and monthly 1952.....	519-529, 540
1952 and estimates 1953 and 1954.....	62, 773
Grants to States and local units.....	726, 733
Payments to individuals, etc., within States:	
1930, 1940, 1950, 1952 by appropriation titles.....	730
1952 by States.....	739
Defense Homes Corporation.....	699
Defense Materials Procurement Agency:	
Borrowing power.....	671
Expenditures.....	518
Interest paid to Treasury.....	705
Obligations held by Treasury:	
1951 and 1952, June 30.....	673, 676
1952, June 30.....	671, 675, 700
Description.....	675
Transactions.....	676, 700
Defense Minerals Exploration Administration.....	673, 675, 677, 700, 705
Defense Production Act of 1950, borrowing from Treasury by agencies:	
Authorization increases.....	84, 132, 399
Borrowing power and obligations outstanding.....	671

Defense Production Act of 1950, borrowing from Treasury by agencies—Con.	Page
Expenditures by agencies.....	518
Export-Import Bank.....	399, 680, 686, 692
Interest paid to Treasury.....	705
Reconstruction Finance Corporation.....	682, 688, 694
Transactions.....	132, 700
Treasury holdings of obligations issued:	
1951 and 1952, June 30.....	673, 700, 702
1952, June 30, description.....	675
Deficit. (See Surplus or deficit, U. S. Government.)	
Denmark, tax on foreign exchange.....	353
Depositories, Government:	
Establishment of facilities, requests by Defense Department.....	129
Number, amount of deposits, by classes of depositories.....	150, 649
Securities held by Treasurer of U. S., against deposits in.....	152
Deposit fund accounts, explanation.....	504
Deposits, Treasury, tax and loan accounts.....	64, 72, 129, 649
Destruction Committee, obsolete security stock received.....	125
Diesel fuel oil tax.....	771
Disaster Loan Corporation.....	699
Disaster loans, etc., revolving fund:	
Balance sheet.....	684
Income and expense.....	690
Securities for loans, owned by U. S.....	700
Source and application of funds.....	696
Disbursement, Division of, activities.....	128
Disbursing officers' accounts and checks paid.....	150
Distilled spirits tax.....	50, 551, 770
District of Columbia:	
Budget expenditures, Federal contribution.....	534, 773
Investments made by Treasury.....	650
Special deposit account expenditures (net).....	540
Teachers' retirement fund:	
Investments.....	650, 656
Securities held by Treasurer of U. S.....	152
Statement.....	656
Trust account:	
Expenditures.....	540
Investments.....	542
Receipts.....	538
Water fund:	
Investments.....	650, 656
Securities held by Treasurer of U. S.....	152
Statement.....	656
Workmen's Compensation Act fund:	
Investments.....	651, 657
Statement.....	657
Dividends and other earnings, receipts 1952 and estimates 1953 and 1954.....	771
Dividends, interest, etc., received from Government corporations, etc.....	86, 132, 705
Dollars, silver, in circulation, Federal Reserve Banks, and Treasury, and stock.....	706, 709, 710
Donations and contributions.....	136
Drawback transactions.....	104, 555, 712, 723
Dues, club, and initiation fees, taxes.....	554, 771

E

Economic and technical assistance. (See Foreign assistance by U. S.; Mutual Security Act of 1951.)	
Economic Cooperation Act (see also Foreign assistance by U. S.; Mutual Security Act of 1951):	
Allotments.....	338, 393, 394
Expenditures:	
1948-51.....	228
1951.....	519
Economic Cooperation Administration:	
Expenditures, 1951.....	519, 523
Mutual Security Agency successor to.....	132, 392

	Page
Economic Stabilization Agency expenditures.....	62, 518, 773
Ecuador, aid to.....	346, 399
Ecuador, exchange system.....	404
Educational exchange programs, foreign currencies for.....	138
Education, Office of, grants to States and local units.....	735
Electrical energy tax.....	50, 552, 770
Electric, gas, and oil appliances, taxes.....	51, 770
Electric light bulbs tax.....	770
El Salvador, aid to.....	369
Emergency funds for the President.....	528
Employment taxes. (See Internal Revenue, Bureau of; Social security program, Receipts.)	
Engraving and Printing, Bureau of:	
Accounting and budgeting system.....	115
Accounting improvements.....	39
Administrative report.....	114-126
Appropriation for working capital.....	115
Assets and liabilities 1951 and 1952, July 1.....	117
Income and expense 1952.....	116
Management improvement program.....	118-124, 240, 241, 244, 247, 250
Personnel programs and activities.....	121
Production.....	124
Estate and gift tax collections:	
1951 and 1952.....	49, 153
1952 and estimates 1953 and 1954.....	55, 58
Estate tax.....	550, 625, 770
Estimates of receipts and expenditures. (See Expenditures; Receipts.)	
Ethiopia, aid to.....	369
Europe, aid to.....	520, 522
European Payments Union.....	339
European Recovery Program (see also Economic Cooperation Act; Foreign assistance by U. S.; Foreign countries; Mutual Security Act of 1951; Mutual Security Agency):	
Administration by Mutual Security Agency.....	392
Conditional aid.....	339
Counterpart funds in foreign countries.....	339
Development.....	333
Grants to European countries, 1948-51.....	228
Local currency accounts in foreign countries. (See Counterpart funds, above.)	
Termination.....	391
Trade position of U. S. with European Recovery Program countries.....	330
Excess Profits Tax Act of 1950.....	16, 18, 49
Excess profits taxes.....	49, 550
Exchange stabilization fund.....	350, 454, 650, 757
Excise taxes. (See Liquor taxes; Manufacturers' excise tax collections; Miscellaneous taxes, Internal revenue; Retailers' excise tax collections; Stamp taxes; Taxation; Tobacco taxes.)	
Executive Office of the President expenditures.....	524, 528, 773
Expenditures:	
1789-1952.....	509
Budget:	
1932-52 and monthly 1952.....	506
1943-52 derivation of cash.....	751
1944-52 by major classifications.....	546
1945-52, chart.....	46
1951 and 1952.....	45, 60, 517
1952.....	62, 64, 516, 773
Average 1947-50.....	60
Details 1951 and 1952 and monthly 1952, as in daily Treasury statement.....	516
Estimates 1953 and 1954.....	62, 773
Refunds and capital transfers deducted.....	512
Summary for 1952.....	59-61
Surplus or deficit. (See Surplus or deficit, U. S. Government.)	
Trust account and other transactions. (See Trust account and other transactions.)	

Export-Import Bank:	Page
Balance sheet.....	680
Borrowing authority increased.....	85
Borrowing power.....	671
Capital stock owned by U. S.....	681, 699
Defense Production Act of 1950.....	399, 680, 686, 692
Dividends paid to Treasury.....	136, 705
Expenditures:	
1946-52.....	546
1951 and 1952 and monthly 1952.....	518, 528
1952 and estimates 1953 and 1954.....	62, 773
1952 by months.....	520
Fiscal operations, 1951.....	348
Foreign assistance:	
Credits authorized.....	90, 91, 228, 345, 349, 397, 400, 401
National Advisory Council, reports on.....	345-349, 397-401, 425
Notes of the Director for Mutual Security, loan and guaranty, transactions.....	132
Income and expense.....	91, 686
Interest paid to Treasury.....	705
Lending authority, increase.....	85, 226, 347, 348, 387, 399, 400
Obligations held by Treasury:	
1947-52, June 30.....	673
1951 and 1952, June 30.....	676
1952, June 30.....	671, 674, 675, 700
Description.....	674, 675
Transactions.....	676, 700
Source and application of funds.....	692
F	
Farm Credit Administration.....	518, 700
Farm Security Administration program.....	701
Farm tenant mortgage insurance fund:	
Investments in public debt securities.....	542
Investments made by Treasury 1948-52.....	650
Treasury notes issued to:	
1952.....	586, 597
Interest, computed rate.....	564
Outstanding:	
1948-52, June 30.....	560
1951 and 1952, June 30.....	597
1952, June 30.....	564, 575
Description.....	575
Farmers' Home Administration:	
Balance sheet.....	684
Borrowing power (Secretary of Agriculture).....	671
Expenditures 1951 and 1952 and monthly 1952.....	516
Income and expense.....	690
Interest paid to Treasury.....	705
Obligations held by Treasury:	
1950-52, June 30.....	673
1951 and 1952, June 30.....	677
1952, June 30.....	671, 675, 700, 701
Description.....	675
Transactions.....	677, 700
Source and application of funds.....	696
Federal agencies and trust funds, governmental security holdings. (See Government investment accounts.)	
Federal aid to States, expenditures for:	
Grants to States and local units:	
1930, 1940, 1950, 1952 by appropriation titles and agencies.....	726
1952 by States, agencies, and programs.....	732
Grants under Social Security Act, 1951 and 1952 and monthly 1952.....	528
Payments to individuals, etc., for selected programs:	
1930, 1940, 1950, 1952 by agencies and appropriation titles.....	729
1952 by States, agencies, and programs.....	739

	Page
Federal Civil Defense Administration expenditures.....	62, 528, 738, 773
Federal Crop Insurance Corporation:	
Capital stock owned by U. S.....	699
Expenditures 1951 and 1952 and monthly 1952.....	518
Federal Deposit Insurance Corporation:	
Balance sheet.....	680
Borrowing power.....	671
Income and expense.....	686
Investments in public debt securities.....	544
Investments made by Treasury 1942-52.....	650
Securities held by Treasurer of U. S.....	152
Source and application of funds.....	692
Treasury notes issued to:	
Interest, computed rate.....	564
Issues and redemptions 1951 and 1952.....	586, 590
Issues and redemptions 1952.....	597
Outstanding:	
1942-52, June 30.....	560
1951 and 1952, June 30.....	597
1952, June 30.....	564, 575
Description.....	575
Federal farm loan bonds.....	125, 152
Federal Farm Mortgage Corporation:	
Balance sheet.....	680
Borrowing power.....	671
Capital stock owned by U. S.....	681, 699
Dividends paid to Treasury.....	135, 705
Expenditures 1951 and 1952 and monthly 1952.....	518
Income and expense.....	686
Investments 1942 and 1943.....	651
Obligations:	
Held by Treasury 1942-49, June 30.....	673
Held outside Treasury:	
1942 and 1943, June 30.....	562
1952, June 30.....	580, 671
Market transactions (net) 1951 and 1952 and monthly 1952.....	544
Principal and interest paid by Treasurer of U. S.....	152
Source and application of funds.....	692
Federal home loan banks:	
Balance sheet.....	680
Borrowing power.....	671
Capital stock owned by U. S.:	
1951, June 30.....	704
Repayments.....	133, 699, 704
Dividends paid to Treasury.....	133, 704, 705
Income and expense.....	686
Investments:	
1942-52.....	651
1951 and 1952.....	544
Notes engraved, printed, and delivered.....	125
Obligations (not guaranteed):	
Market transactions (net) 1951 and 1952 and monthly 1952.....	544
Principal and interest paid by Treasurer of U. S.....	152
Source and application of funds.....	692
Treasury notes issued to:	
Interest, computed rate.....	564
Issues and redemptions:	
1951 and 1952 and monthly 1952.....	586, 590
1952.....	597
Outstanding:	
1948-52, June 30.....	560
1951 and 1952, June 30.....	597
1952, June 30.....	564, 575
Description.....	575

Federal Housing Administration:	Page
Balance sheet.....	684
Borrowing power.....	671
Expenditures 1951 and 1952 and monthly 1952.....	530
Income and expense.....	690
Investments in public debt securities 1951 and 1952.....	542
Investments made by Treasury 1942-52.....	650
Obligations held outside Treasury:	
1942-52.....	562
1951 and 1952, June 30, by investor classes.....	768
1952, June 30.....	565, 580, 671
Description.....	580
Interest, computed rate.....	565
Market transactions (net) 1951 and 1952 and monthly 1952.....	544
Principal and interest paid by Treasurer of U. S.....	152
Securities received for loans, owned by U. S.....	701
Source and application of funds.....	696
Federal Insurance Contributions Act. (See Social security program, Receipts.)	
Federal intermediate credit banks:	
Balance sheet.....	680
Capital stock and paid-in surplus owned by U. S.....	699
Debentures engraved, printed, and delivered.....	125
Expenditures 1952.....	519
Franchise tax paid to Treasury.....	135, 705
Income and expense.....	686
Investments:	
1942-52.....	651
1951 and 1952.....	542
1952.....	545
Source and application of funds.....	692
Statutory debt retirements from franchise tax receipts.....	625
Federal land banks.....	544, 651
Federal lending agencies. (See Corporations and certain other business-type activities of U. S. Government.)	
Federal National Mortgage Association:	
Balance sheet.....	682
Borrowing power.....	671
Capital stock and paid-in surplus owned by U. S.....	699
Expenditures.....	530
Income and expense.....	688
Interest and dividends paid to Treasury.....	705
Investments 1943-52.....	651
Obligations held by Treasury:	
1951 and 1952, June 30.....	673, 676
1952, June 30.....	671, 674, 700
Description.....	674
Transactions.....	676, 700
Source and application of funds.....	694
Federal old-age and survivors insurance trust fund:	
Appropriations to:	
1944-52.....	546
1951 and 1952.....	51
1951 and 1952 and average 1947-50.....	47
1951 and 1952 and monthly 1952.....	514, 536
1952 and cumulative.....	657
1952 and estimates 1953 and 1954.....	54, 56, 57, 59, 772
Assets 1946 and 1952, June 30.....	20
Certificates of indebtedness and Treasury notes issued to:	
Interest, computed rate.....	564
Issues and redemptions:	
1951 and 1952 and monthly 1952.....	586, 591
1952.....	78, 597
Outstanding:	
1942-52, June 30.....	560
1951 and 1952, June 30.....	597
1952, June 30.....	564, 575
Description (certificates).....	575
Old-age reserve account notes June 30, 1942.....	561

Federal old-age and survivors insurance trust fund—Continued	Page
Investments.....	542, 549, 650, 658
Receipts and expenditures:	
1944-52.....	548
1951 and 1952 and monthly 1952.....	536, 538
1952 and cumulative.....	657
1952 and estimates 1953 and 1954.....	774
Statement.....	657
Federal Power Commission.....	729, 738
Federal Prison Industries, Inc., dividends paid to Treasury.....	705
Federal Public Housing Authority.....	729
Federal Reserve Bank notes:	
In circulation, Federal Reserve Banks, and Treasury, and stock.....	649,
706, 709, 710	
Redeemed and outstanding.....	711
Federal Reserve Banks:	
Advances for industrial loans.....	701
Deposits by Treasurer of U. S.....	150
Earnings, part paid to Treasury.....	131, 555
Franchise tax receipts 1918-33.....	625
Interest on Federal Reserve notes in circulation deposited in Treas- ury.....	131, 555
Money held by and for.....	706, 708
Paper currency.....	711
Public debt security holdings:	
1937-52, June 30.....	764
1939-52, June 30.....	766
1941-52, selected dates.....	79
1952 changes in types.....	83, 84
Federal Reserve notes:	
Contingent liabilities of U. S.:	
1942-52, June 30.....	563
Description.....	582
Engraved, printed, and delivered.....	125
In circulation, Federal Reserve Banks, and Treasury, and stock.....	649,
706, 709, 710	
Interest charges on notes in circulation deposited in Treasury.....	131, 555
Issued, redeemed, and outstanding.....	711
Redemption fund for.....	649
Federal Savings and Loan Insurance Corporation:	
Balance sheet.....	682
Borrowing power.....	671
Capital stock owned by U. S.:	
1952, June 30.....	683, 699
Interest paid to Treasury.....	133, 705
Repayments.....	133, 699
Income and expense.....	688
Investments in public debt securities 1951 and 1952.....	542
Investments made by Treasury 1942-52.....	650
Source and application of funds.....	694
Treasury notes issued to:	
Interest, computed rate.....	564
Issues and redemptions, 1952.....	587, 590, 597
Outstanding:	
1942-52, June 30.....	561
1951 and 1952, June 30.....	597
1952, June 30.....	564, 575
Description.....	575
Federal securities (public debt and guaranteed obligations):	
Distribution:	
By maturity, marketable interest-bearing and guaranteed.....	563
By periods to call or maturity and investors 1951 and 1952.....	769
Interest, paid 1934-52 by tax status.....	645
Outstanding:	
1932-52, June 30, and monthly 1952.....	507
1934-52, June 30.....	559
1939-52, June 30, by tax status and investor.....	766

Federal securities (public debt and guaranteed obligations)—Continued

Outstanding—Continued	Page
1943-52 increase or decrease	752
1946-52, chart	66
1952, June 30	64, 564
Description	566-581
Limitation, statutory	78, 583
Per capita	559
Ownership:	
1937-52, June 30, by investor classes	764
1939-52, June 30, distribution by tax status and investors	766
1941-52 selected dates by investor classes	79
1942-52, June 30, by trust funds and accounts	650
1943-52 changes	754
1951 and 1952, June 30, by investors covered in Treasury survey	768
Privately held June 30, 1939-52	767
Summary for 1952	79-84
Federal Security Agency:	
Expenditures:	
1951	523
1951 and 1952 and monthly 1952	520, 524, 528
1952 and estimates 1953 and 1954	62, 773
Grants to States and local units:	
1930, 1940, 1950, 1952, by appropriation titles	728
1952 by States and programs	734
Payments to individuals, etc., within States:	
1940, 1950, 1952, by appropriation titles	730
1952 by States and programs	740
Student war loans, security owned by U. S.	701
Federal Unemployment Tax Act. (See Social security program, Receipts.)	
Fees and charges, receipts 1952 and estimates 1953 and 1954	772
Fermented malt liquors tax	50, 551, 770
Financing, Treasury. (See Fiscal operations; Public debt.)	
Fines, penalties, and forfeitures, receipts 1952 and estimates 1953 and 1954	771
Finland:	
Exchange rate	354
Payments on World War I indebtedness	136, 760
Fiscal operations:	
1932-52 and monthly 1952	506
Nation's financial structure and, 1943-52	752
Public debt, effect on, 1952 and estimates 1953 and 1954	775
Relation to income flow and liquid assets 1943-52	754
Summary	43-86
Fiscal Service:	
Administrative report	126-152
Management improvement program	244
Flood control expenditures	518
Floor stocks taxes	50, 770
Foreign Aid Act of 1947, expenditures	526
Foreign assets control:	
Applications, investigations, and enforcement under	94
Chinese Communist extortion blocked	94, 460, 461
Claims on American businesses by Communist China, licensing	461
Trade with blocked nationals prohibited	24, 94, 221, 460, 462
Foreign Assistance Act of 1948	328, 347, 399
Foreign assistance by U. S. (see also European Recovery Program; Foreign countries, Mutual Security Act of 1951; Point IV Program of President):	
1947, Jan. 1-1952, June 30, by International Monetary Fund and International Bank	232
Aid in U. S. balance of payments:	
1945, July 1-1952, June 30, chart	235
1951 and 1952	90
Allotments to countries by type of aid	339, 393, 394
Credits:	
Authorized, canceled, utilized, repaid July 1, 1945-Dec. 31, 1951, and outstanding indebtedness by area and country	438

Foreign assistance by U. S., etc.—Continued

Credits—Continued

By area, country, and agency:

	Page
Authorizations July 1, 1945–Dec. 31, 1951.....	443
Expirations and cancellations July 1, 1945–Dec. 31, 1951....	445
Interest paid July 1, 1945–Dec. 31, 1951.....	448
Outstanding indebtedness Dec. 31, 1951.....	440
Repayments July 1, 1945–Dec. 31, 1951.....	446
Unutilized balances Dec. 31, 1951.....	442
Principal and interest due and unpaid Dec. 31, 1951.....	452

Utilizations:

1945, July 1–1951, Dec. 31.....	449
1951, July 1–Dec. 31.....	451
Economic and technical assistance.....	61, 91, 226, 386, 387, 459, 547
Expenditures by U. S. Government.....	61, 91, 226, 386, 459, 519, 522, 546
Geographical distribution of assistance.....	91, 388

Grants and credits:

Utilized:

1945, Jan. 1–1952, Mar. 31, chart.....	392
1945, July 1–1951, Dec. 31, by programs.....	231
1945, July 1, 1951, Sept. 30, chart.....	334
1945, July 1–1952, Mar. 31, by area.....	388
1945, July 1–1952, June 30, chart.....	234
1950, Jan. 1–1951, Sept. 30, under Mutual Defense Assist- ance Program.....	335
1951, April 1–1952, Mar. 31.....	388
1952.....	90

Utilized and unutilized, 1945–51 by area and country.....

Utilized, returned, and repaid, July 1, 1945–Dec. 31, 1951.....	232, 431
Grants utilized July 1, 1945–Dec. 31, 1951, and July 1–Dec. 31, 1951, and unutilized Dec. 31, 1951, by area, country, and type.....	434

Guaranty of private investments in foreign countries, appropriation, allocation, and authorized guaranties.....	340, 396
Military assistance.....	61, 91, 228, 333, 386, 387, 540, 547

National Advisory Council. (See National Advisory Council.)

Programs and policies.....	22, 25, 90, 226–229, 333–335, 391–396
----------------------------	---------------------------------------

Foreign countries (see also European Recovery Program; Foreign assistance by U. S.; Mutual Security Act of 1951; Mutual Security Agency):

Capital investment programs, progress.....	364
Census of American direct investments abroad.....	350, 360
Counterpart funds.....	339, 393
Currency (local accounts). (See Counterpart funds, above.).....	

Educational exchange programs.....	138
------------------------------------	-----

Exchange rates and transactions.....	89, 92, 222–224, 355, 376, 407
--------------------------------------	--------------------------------

Exchange restrictions and systems.....	353, 374, 403, 404
--	--------------------

Gold and dollar resources.....	90, 335, 337, 354, 388, 390, 391, 414
--------------------------------	---------------------------------------

Gold transactions of U. S. with.....	90, 220, 335, 389, 416
--------------------------------------	------------------------

Indebtedness to U. S., foreign assistance by U. S. by area, country, and agency Dec. 31, 1951.....	440
---	-----

Inflation, measures to control.....	26, 89
-------------------------------------	--------

Loan repayments.....	91, 136, 701
----------------------	--------------

Supplies and services furnished by U. S., collections on.....	137
---	-----

Voluntary Credit Restraint Program.....	350, 360
---	----------

War account settlements agreements.....	426
---	-----

World War I obligations.....	137, 152, 760, 762
------------------------------	--------------------

World War II, accounts receivable June 30, 1952, under active agree- ments.....	137, 763
--	----------

World War II obligations.....	137
-------------------------------	-----

Foreign currencies:

Acquired by U. S.....	138, 759
-----------------------	----------

Balance in account of Treasurer of U. S.....	759
--	-----

Delivered to State Department for educational exchange programs.....	138
--	-----

Exchange restrictions, U. S. policy.....	220, 458
--	----------

Exchange stabilization fund earnings on transactions.....	758
---	-----

Foreign Assistance Act requirements for currency (local) accounts.....	339, 393
--	----------

Multiple currency systems.....	91, 374
--------------------------------	---------

Par values.....	353, 372, 403
-----------------	---------------

Special deposit account balance June 30, 1951 and 1952.....	649
---	-----

Transactions of U. S.....	759
---------------------------	-----

	Page
Foreign financial policy. (See International financial and monetary developments.)	
Foreign Funds Control	220
Foreign government indebtedness to U. S. (See Foreign countries, Indebtedness to U. S.)	
Foreign government obligations owned by U. S.:	
Public debt retirements from payments on, 1919-39	625
Receipts from	760, 762
Securities held by Treasurer of U. S.	152
Foreign service retirement fund:	
Investments	542, 650, 659
Notes engraved, printed, and delivered	125
Receipts and expenditures:	
1951 and 1952 and monthly 1952	536, 538
1952 and cumulative	659
Statement	659
Treasury notes issued to:	
Interest, computed rate	564
Issues and redemptions:	
1951 and 1952 and monthly 1952	586, 590
1952	597
Outstanding:	
1942-52, June 30	561
1951 and 1952, June 30	597, 659
1952, June 30	564, 575
Description	575
Foreign trade of U. S.:	
1936-38; 1947, Jan.-1952, Mar.	385
1936, Jan.-1951, Sept.	329, 330
1950, June-1951, Sept., unit values, chart	332
1951 April-September	329
1951, Oct.-1952, Mar.	383
1952	90
Balance of payments, July 1, 1945-June 30, 1952	233, 235
Policy	22, 222
Foreign Trade Zones	109
Forest service, expenditures 1951 and 1952 and monthly 1952, details	516
Fountain pens and pencils taxes	771
Fractional currency	578, 606
Funds appropriated to President	62, 518, 528, 773
Furs tax	552, 553, 771

G

Gasoline tax	51, 552, 770
General Accounting Office:	
Expenditures	534
Joint regulations with Treasury Department	36, 127, 488-493
General accounts, explanation of	503
General Agreement on Tariffs and Trade	222
General Counsel, duties and responsibilities	164
General fund:	
Assets and liabilities June 30, 1951 and 1952	649
Balance:	
1915-52, June 30	624
1932-52 and monthly 1952	507
1951 and 1952, June 30	64, 649
1951, 1952, and estimates 1953 and 1954	775
1952, June 30	45
Increase or decrease:	
1916-52 and cumulative	624
1932-52 and monthly 1952	507
1951 and 1952	45
1952 and estimate 1953	775
Summary for 1952	63

General Services Administration:

	Page
Expenditures:	
1951 and 1952 and monthly 1952.....	518-531
1952 and estimates 1953 and 1954.....	62, 773
Payments to individuals, etc., within States 1950.....	730
Joint regulation with General Accounting Office and the Treasury Department.....	489
Securities for loans, owned by U. S.....	701

Germany:

Aid to.....	347
Awards of Mixed Claims Commission to American nationals.....	748
Claims against by U. S., for economic assistance.....	343, 402
Currency reform program.....	26, 225
Indebtedness to U. S., World War I.....	137, 762

Gift tax.....	550, 770
---------------	----------

Gifts and contributions, receipts 1952 and estimates 1953 and 1954.....	771
---	-----

Gold:

Acquisitions.....	147, 165
Assets and liabilities of Treasury.....	649
Certificate fund, Board of Governors, Federal Reserve System.....	649
Certificates.....	649, 706, 710, 711
Electrolytically refined by Mint Service.....	165
Exchange stabilization fund.....	758
In circulation June 30, 1913-30.....	710
Increment from reduction in weight of gold dollar:	
Expenditures from.....	541
Receipts.....	147, 538
International Monetary Fund policy.....	354
In Treasury.....	147, 649, 706
Liabilities against gold June 30:	
1951 and 1952.....	649
1952.....	147, 706
Policy of Treasury.....	23, 90, 220
Reserve against U. S. notes and Treasury notes of 1890.....	649, 706
Sales, international at premium prices:	
International Monetary Fund statement.....	361
National Advisory Council report on.....	354
Stock.....	165, 649, 706, 709
Transactions with foreign countries.....	90, 220, 335-337, 388, 389, 416
U. S. monetary stock 1933-Mar. 1952, chart.....	389
World reserves from 1945 by selected dates.....	337, 390

Government corporations. (*See* Corporations and certain other business-type activities of U. S. Government.)Government investment accounts, governmental security holdings (*see also* Trust account and other transactions):

Federal securities:	
1937-52, June 30.....	764
1939-52, June 30.....	766
1941-52 selected dates.....	79
1942-52, June 30.....	650
1952 changes.....	82, 83
Nonguaranteed securities of Federal instrumentalities:	
1937-52.....	765
1939-52.....	766
State, local, and territorial government securities:	
1937-52.....	765
1939-52.....	766

Government life insurance fund:

Adjusted service bonds issued to, outstanding June 30, 1942-45.....	561
Certificates of indebtedness issued to:	
Interest, computed rate.....	564
Issues and redemptions:	
1951 and 1952 and monthly 1952.....	587, 590
1952.....	597
Outstanding:	
1945-52, June 30.....	561
1951 and 1952, June 30.....	597
1952, June 30.....	564, 576
Description.....	576

Government life insurance fund—Continued		Page
Investments.....	542, 549, 650,	670
Policy loans outstanding.....		670
Receipts and expenditures:		
1944-52.....		548
1951 and 1952 and monthly 1952.....	536,	540
Statement.....		670
Treasury notes issued to, outstanding June 30, 1942-46.....		561
Government Losses in Shipment Act:		
Agreements of indemnity issued by Treasury 1939-52.....		746
Claims made and settled, 1937-52.....		747
Insurance premium savings on shipments, 1938-52.....		746
Operations under.....		130
Revolving fund status.....		745
Value of shipments, 1938-52.....		745
Government products, receipts from sales 1952 and estimates 1953 and 1954.....		772
Greece, exchange rate.....		354
Greece, Turkey, and Iran, aid to.....		386
Greek-Turkish assistance.....	228, 524,	546
Guaranteed obligations. (See Corporations and certain other business-type activities of U. S. Government, Obligations.)		
H		
Haiti, aid to.....		345
Home Owners' Loan Corporation (in liquidation):		
Expenditures 1951 and 1952 and monthly 1952.....		530
Investments:		
1943-50.....		651
1951.....		543
Liquidation surplus paid to Treasury.....	133,	705
Obligations:		
Held by Treasury, 1942-49, June 30.....		673
Held outside Treasury:		
1942-44, June 30.....		562
1952, June 30.....	580,	671
Market transactions (net) 1951 and 1952 and monthly 1952.....		544
Principal and interest paid by Treasurer of U. S.....		152
House Documents (82d Cong.) Nos.:		
353, National Advisory Council report Apr. 1-Sept. 30, 1951.....		327
522, National Advisory Council Third Special Report, for 2-year period ended Mar. 31, 1952.....		362
523, National Advisory Council report Oct. 1, 1951-Mar. 31, 1952.....		381
Housing and Home Finance Administrator:		
Balance sheet.....		684
Borrowing power.....		671
Expenditures 1951 and 1952 and monthly 1952.....		530
Income and expense.....		690
Interest and dividends paid to Treasury.....		705
Obligations held by Treasury:		
1950-52.....		673
1951 and 1952, June 30.....		676
1952, June 30.....	133, 671, 700,	701
Description.....		674
Transactions.....	676, 700,	701
Source and application of funds.....		696
Housing and Home Finance Agency:		
Expenditures:		
1944-52.....		547
1951 and 1952 and average 1947-50.....		61
1951 and 1952 and monthly 1952.....		530
1952 and estimated 1953 and 1954.....	62,	773
Disaster relief, 1952.....		528
Grants to States and local units:		
1940, 1950, and 1952 by appropriation titles.....		729
1952 by States and programs.....		738

Housing insurance fund:	Page
Debentures held outside Treasury 1942-51, June 30.....	562
Investments made by Treasury 1942-52.....	650
Treasury notes issued to:	
Issues and redemptions.....	576, 587, 591, 597
Outstanding:	
1952, June 30.....	561, 564, 576, 597
Description.....	564, 576
Housing investment insurance fund.....	650
Housing loans for educational institutions.....	133, 671, 673, 674, 676, 700, 705

I

Iceland:	
Aid to.....	356, 410
Exchange system.....	403
Imports, by countries, tariff schedules, and values.....	714-721
Imprest funds, small purchases utilizing, regulation on.....	489
Incentive awards program.... 40, 169, 208, 214, 237, 240, 242, 246, 248, 252, 254	
Income and profits taxes (<i>see also</i> Corporation income and profits taxes;	
Individual income tax):	
1863-1952.....	510
1929-52.....	550
1944-52.....	546
1951 and 1952 and average 1947-50.....	47
1952.....	48
1952 and estimates 1953 and 1954.....	770
Income tax returns, examined or investigated.....	203, 208
India:	
Aid to.....	369, 524
Emergency food aid.....	61
Indians:	
Investments:	
1942-52.....	651
1951 and 1952.....	542
Loans.....	701
Tribal funds, receipts and expenditures.....	538, 540
Individual income tax (<i>see also</i> Taxation):	
Collections:	
1929-52.....	550
1951 and 1952.....	48, 153
1951 and 1952 and average 1947-50.....	47
1952 and estimates 1953 and 1954.....	54, 57, 770
Percentage of total budget receipts 1951 and 1952 and estimates	
1953 and 1954.....	53
Revenue Act of 1950 effect.....	16, 49
Revenue Act of 1951 effect.....	16, 49, 54
Withheld and not withheld by employers:	
1951 and 1952.....	48, 153
1952 and estimates 1953 and 1954.....	54, 57, 770
Withheld by employers:	
1943-52.....	550
1944-52.....	546
1951 and 1952.....	153, 514
1952 and estimates 1953 and 1954.....	54, 57, 770
Individuals, governmental security holdings:	
Federal securities:	
1937-52, June 30.....	764
1941-52 selected dates.....	79
1946, June 30, increase during World War II.....	2
1952 type of security.....	80
Nonguaranteed securities of Federal instrumentalities June 30,	
1937-52.....	765
State, local, and territorial government securities June 30, 1937-52..	765
Inland Waterways Corporation:	
Capital stock owned by U. S.....	699
Investments.....	543, 651

Insurance companies, governmental security holdings:

Federal securities:	Page
1937-52, June 30.....	764
1941-52 selected dates.....	79
1951 and 1952, June 30, by type of issue.....	768
1952 type of security.....	80
Nonguaranteed securities of Federal instrumentalities June 30, 1937-52.....	765
State, local, and territorial government securities June 30, 1937-52.....	765
Interest on public debt. (See Public debt.)	
Interest receipts 1952 and estimates 1953 and 1954.....	771
Interior Department:	
Expenditures:	
1951 and 1952 and monthly 1952.....	518, 520, 524, 528, 530
1952 and estimates 1953 and 1954.....	62, 773
Grants to States and local units:	
1930, 1940, 1950, 1952 by appropriation titles.....	727
1952 by States and programs.....	734
Indian loans, securities for, owned by U. S.....	701
Internal revenue:	
Bureau of:	
Additional taxes assessed.....	31, 155, 202
Administrative improvements; chronology, Oct. 1946-April 1952.....	213
Administrative report.....	153-162
Closing agreements relating to tax liabilities, authority delegated.....	482
Collections for, by Bureau of Customs.....	711, 712
Compromise of tax debts, procedure.....	203
Cost of administration.....	30, 157, 202
Duties.....	202
Employment tax collections.....	153, 514, 546, 550
Establishment of new offices.....	159, 486
Forfeitures, remission or mitigation.....	484
Inspection Service.....	161, 210, 211, 217
Law enforcement activities.....	21, 31, 154, 202, 203, 209
Management improvement program.....	28-31,
157-162, 205-209, 237-239, 241, 244, 247, 249, 250	
Organization changes.....	158-162, 486
Personnel improvement program.....	211, 212
Personnel, number:	
1950 and 1951, June 30.....	156
Increase since 1946.....	208
Real estate acquired by U. S., administered by Commissioner.....	480
Reorganization and management improvement.....	28-31,
200-218, 481, 485, 486	
Reorganization Plan No. 1 of 1952.....	29, 157-160, 210, 249
Report to taxpayers on improvements and reorganization since	
June 1946.....	200-218
Review June 1946-December 1952.....	28-31, 200-218
Securities received in settlements of tax liabilities.....	701
Tax administration problems during World War II.....	5, 204
Tax disputes settled.....	156
Transfer of duties and functions relating to tobacco tax.....	481
Workload.....	28, 153, 202, 204, 208
Collections:	
1792-1952.....	508
1929-52 by tax sources.....	550
1944-52.....	546
1951 and 1952.....	153, 514
1952 and estimates 1953 and 1954 by tax sources.....	770
Refunds.....	30, 156, 514
International Bank for Reconstruction and Development:	
Activities.....	355, 365, 407
Assistance to foreign countries, Jan. 1, 1947-June 30, 1952.....	232
Capitalization and financing operations.....	365
Earnings, National Advisory Council recommendation.....	370
Fiscal operations.....	358, 370, 413
Loans.....	92, 226, 355, 359, 366, 368, 408

International Bank for Reconstruction and Development—Continued		Page
Loans granted, chart.....		408
Marketing activities.....	357, 412	
Membership.....	352, 361, 365, 403, 453	
Missions.....		359
National Advisory Council recommendations, June 1952.....		370
Notes of U. S. as payments to. (See Notes, Special notes of U. S. issued to International Bank and Fund.)		
Objective.....		25
Organizational changes.....		403
Securities.....	93, 367, 368	
Sixth annual meeting.....		351
Subscriptions.....	361, 366, 453, 701	
Technical assistance program for economic development.....		369
International Children's Emergency Fund of U. N.....		527
International Children's Welfare Work.....		526
International claims.....		747
International Claims Commission.....		139
International finance and aid expenditures.....	60, 546	
International Finance, Office of, administrative report.....	162-164	
International financial and monetary developments (see also Foreign assistance by U. S.):		
Foreign assets control.....	24, 94, 220, 460-462	
Reports of National Advisory Council.....	327, 362, 381	
Summary for 1952.....	89-95	
U. S. foreign financial policies and programs, June 1946-Dec. 1952.....	3, 4, 22-28, 218-235	
International Monetary Fund:		
Activities.....	24, 91, 224, 353, 370, 403	
Assistance to foreign countries, Jan. 1, 1947-June 30, 1952.....		232
Census of American direct investments abroad.....	350, 360	
Currency holdings of members, new schedules of charges adopted.....	92, 405	
Exchange rates and transactions.....	92, 222-224, 355, 376, 407	
Exchange restrictions and systems.....	353, 374, 403, 404	
Gold sales at premium prices, statement, September 28, 1951.....	354, 361	
Membership.....	352, 361, 365, 403, 453	
Missions.....		355
National Advisory Council recommendations, June 1952.....		379
Notes of U. S. as payments to. (See Notes, Special notes of U. S. issued to International Bank and Fund.)		
Obligations outstanding.....		565
Organizational changes.....	353, 403	
Quotas.....	361, 453	
Repurchases of currencies sold to the Fund.....	92, 354, 376, 406	
Resources, terms of use.....	92, 376	
Secretary of Treasury, statement, Sept. 4, 1952, on presentation of Annual Report.....		457
Sixth annual meeting.....		351
Subscriptions of U. S.....		701
Technical assistance program for economic development.....		407
International Wheat Agreement Act.....	135, 518	
Interstate Commerce Commission expenditures.....		534
Iran, Greece, and Turkey, aid to.....		386
Iraq, aid to.....		369
Israel, aid to.....		386
Italy, aid to.....		408

J

Japan:		
Aid to.....		397
Financial stability program.....		26, 225
Jewelry tax.....	552, 553, 771	
Joint Records Management Program.....		251
Joint stock land banks, investments 1942-46.....		651
Judiciary, The, expenditures.....	516, 773	

Justice, Department of:	Page
Civil actions, compromise settlement.....	139
Collections for, by Bureau of Customs.....	711
Expenditures:	
1951 and 1952 and monthly 1952.....	528, 530
1952 and estimates 1953 and 1954.....	773

K

Korea:	
Aid to.....	520
Foreign Assets Control.....	24, 94, 460

L

Labor, Department of, expenditures:	
1951 and 1952 and monthly 1952.....	530
1952 and estimates 1953 and 1954.....	62, 773
Grants to States and local units:	
1930, 1940, 1950, 1952, by appropriation titles.....	727
1952 by States.....	734
Payments to individuals, etc., within States:	
1950 and 1952.....	730
1952.....	740
Law enforcement activities:	
Customs Bureau.....	108, 724
Internal Revenue Bureau.....	21, 31, 154, 202, 203, 209
Office of the Technical Assistant to the Secretary, Enforcement, established.....	483
U. S. Coast Guard.....	177
U. S. Secret Service.....	194
Legal Division, administrative report.....	164 ✓
Legal tender notes.....	578
Legislative branch expenditures.....	516, 773
Lend-lease:	
Defense aid and reverse lend-lease.....	137
Expenditures for liquidation.....	526
National Advisory Council reports.....	421
Liberty bonds and Victory notes.....	577, 644
Library of Congress trust fund:	
Investments.....	651, 660
Statement.....	660
Liquidation of Federal agencies.....	140
Liquor taxes.....	49, 55, 58, 153, 551, 770
Loans and investments of U. S. Government, receipts from, 1952 and estimates 1953 and 1954.....	772
Loans, credits, and grants to foreign countries. (See Foreign assistance by U. S.)	
Loans to Government corporations and agencies and capital subscriptions by U. S.....	131
Longshoremen's and Harbor Workers' Compensation Act fund:	
Investments.....	651, 662
Statement.....	662
Luggage taxes.....	553, 771

M

Machines, business and store, taxes.....	771
Management improvement program (see also specific bureaus):	
Developments.....	31-34, 40, 41, 111, 118-124, 131, 140, 146, 157, 167, 172, 188, 192, 193, 205-209, 236-261
President's Advisory Committee on Management Improvement.....	242
Manufacturers' excise tax collections:	
1929-52 by sources.....	552, 553
1951 and 1952.....	49, 153
1952.....	50
1952 and estimates 1953 and 1954.....	55, 58, 770

Maritime Administration (<i>see also</i> U. S. Maritime Commission):	Page
Borrowing power.....	671
Grants to States and local units.....	733
Securities on loans for ship construction, etc., owned by U. S.....	701
Market prices in U. S. for selected commodities, percentage changes,	
June 1950-Sept. 1951, chart.....	331
Matches, taxes.....	771
Medals produced.....	165
Merchandise entries into U. S.....	104, 721
Mexico:	
Aid to.....	345, 369, 399, 411
American-Mexican Claims Commission.....	139, 747
Stabilization agreement (supplemental) with U. S.....	225, 350, 454
Military assistance program. (<i>See</i> Mutual Security Act of 1951.)	
Military certificates printed and delivered.....	125
Military housing insurance fund.....	650
Military reservations, banking facilities.....	129
Minor coin:	
In circulation, Federal Reserve Banks, and Treasury, and stock.....	649, 706, 709, 710
Issued by mints, pieces and face value.....	166
Shipments from mints 1951 and 1952.....	148
Mint, Bureau of:	
Accounting improvements.....	39
Administrative report.....	164-169
Coinage production costs.....	167
Management improvement program.....	167, 242, 245, 247, 250
Receipts from seigniorage and coinage.....	771
Miscellaneous internal revenue tax receipts:	
1929-52 by sources.....	550-554
1944-52.....	546
1951 and 1952.....	49, 153, 514
1951 and 1952 and average 1947-50.....	47
1952 and estimates 1953 and 1954.....	54, 55, 57, 58, 770
Percentage of total budget receipts 1951 and 1952 and estimates 1953 and 1954.....	53
Miscellaneous receipts:	
1944-52.....	546
1951 and 1952.....	52, 514
1951 and 1952 and average 1947-50.....	47
1952 and estimates 1953 and 1954.....	54, 56, 57, 59, 771
Percentage of total budget receipts 1951 and 1952 and estimates 1953 and 1954.....	53
Miscellaneous taxes:	
Internal revenue.....	49, 55, 58, 153, 553, 554, 771
Other.....	771
Mixed Claims Commission, U. S. and Germany.....	139, 748
Monetary developments, international. (<i>See</i> International financial and monetary developments.)	
Money (<i>see also</i> specific issues):	
Circulation by kinds June 30, 1913-52.....	710
Coins.....	148, 166
Delivered by Bureau of Engraving and Printing.....	125
Paper currency. (<i>See</i> Paper currency.)	
Stock by kinds June 30, 1913-52.....	709
Stock, in Treasury, in Federal Reserve Banks, and in circulation June 30:	
1913-52.....	708
1952 by kinds.....	706
Municipalities and States. (<i>See</i> State, local, and territorial governments.)	
Musical instrument taxes.....	552
Mutual defense assistance. (<i>See</i> Mutual Security Act of 1951.)	
Mutual mortgage insurance fund:	
Debentures engraved, printed, and delivered.....	125

Mutual mortgage insurance fund—Continued

	Page
Debtentures held outside Treasury:	
1942-52, June 30.....	562
Calls for redemption of Series E and Series K.....	318
Description.....	580
Investments in public debt securities.....	542
Investments made by Treasury 1942-52.....	650
Treasury notes issued to, outstanding June 30, 1947 and 1948.....	561
Mutual savings banks, governmental security holdings:	
Federal securities:	
1937-52, June 30.....	764
1941-52 selected dates.....	79
1946, June 30, percent of total assets.....	2
1951 and 1952, June 30, by type of issue.....	768
1952 type of security.....	81
Nonguaranteed securities of Federal instrumentalities June 30, 1937-52.....	765
State, local, and territorial government securities June 30, 1937-52..	765
Mutual Security Act of 1951:	
Assistance programs, shift in type.....	228, 385-388
Counterpart funds in foreign countries.....	393
Economic and technical assistance.....	91, 386, 387
Expenditures:	
1951 and 1952 and monthly 1952.....	519-525
Economic and technical assistance.....	61, 519, 547
Military assistance.....	61, 522, 547
Mutual defense assistance.....	523, 540
Export-Import Bank.....	90, 387, 399
Foreign assistance.....	90
Loan allocations.....	393
Military assistance.....	90, 91, 386, 387
Mutual defense assistance program.....	228, 333, 335, 422, 456, 523, 540
Program allotments.....	393, 394
Program for 1953.....	341
Mutual Security Act of 1951 and Economic Cooperation Act:	
Expenditures by programs, 1948-52.....	547
Guaranty program.....	396
Mutual Security Agency:	
Borrowing power.....	671
Economic Cooperation Administration succeeded by.....	132, 392
Guaranty notes and loan notes, Export-Import Bank transactions.....	132
Interest paid to Treasury.....	705
Obligations held by Treasury:	
1949-52, June 30.....	673
1951 and 1952, June 30.....	676, 700
1952, June 30.....	671, 674
Description.....	674
Transactions.....	676, 700
Securities for loans, owned by U. S.....	701

N

Narcotic and marihuana laws:

International control.....	170
Penalties mandatory for violations.....	170
Registration under.....	171
Violations.....	171
Narcotics, Bureau of:	
Administrative report.....	170-172
Management improvement program.....	172
Responsibilities related to national defense operations.....	172
Narcotics, Interdepartmental Committee on.....	170
National Advisory Committee for Aeronautics, expenditures.....	534

National Advisory Council (<i>see also</i> Foreign assistance by U. S.; International Bank for Reconstruction and Development; International financial and monetary developments; International Monetary Fund; specific agencies):	Page
Activities other than those relating to Fund and Bank	338, 391
Activities relating to Fund and Bank	351, 403
Coordination of various agencies	4, 24, 25, 91, 351
Exchange rate policy	223
Membership, organization, and statutory basis	218, 328, 382
Reports:	
1951, Apr. 1-Sept. 30	328
1951, Oct. 1-1952, Mar. 31	382
Third Special Report, for 2-year period ended Mar. 31, 1952	363
National Archives gift fund	662
National Bank Act amendments	328, 367, 368
National bank and Federal Reserve Bank notes	561, 583, 590, 606
National bank notes	578, 649, 706, 709-711
National banks:	
Assets and liabilities	99
Number, capital stock changes, and liquidation	101
National Cancer Institute gift fund. (<i>See</i> Public Health Service gift funds.)	
National defense and related activities, expenditures	60, 528, 546
National Housing Act, insurance of mortgages increased	85
National Institute of Health gift fund. (<i>See</i> Public Health Service gift funds.)	
National Park Service account for preservation of birthplace of Abraham Lincoln, investments made by Treasury 1945-52	651
National park trust fund:	
Investments	651, 663
Statement of receipts, expenditures, and assets	663
National product, Federal fiscal operations	754
National service life insurance fund:	
Investments	542, 549, 650, 664
Notes engraved, printed, and delivered	125
Receipts and expenditures:	
1944-52	548
1951 and 1952 and monthly 1952	536, 540
1952 and cumulative	664
Statement	664
Treasury notes issued to:	
Interest, computed rate	564
Issues and redemptions:	
1951 and 1952	586, 590
1952	597
Outstanding:	
1942-52, June 30	561
1951 and 1952, June 30	597, 664
1952, June 30	564, 576
Description	576
U. S. share	532
Nationals, U. S., international claims of	139, 747, 748
Natural fibers revolving fund, securities for loan, repayment	673, 700
Navy, Department of:	
Expenditures:	
1789-1952	509
1944-52	546
1951 and 1952	540
1951 and 1952 and monthly 1952	522, 524, 528
Securities for loans, owned by U. S.	700, 702
Near East, aid to	386
Near East and Africa, aid to	520, 522
Netherlands, aid to	412
Nicaragua, aid to	346, 356, 410

Nonbank investors, governmental security holdings:

	Page
Federal securities:	
1937-52, June 30, by investor classes.....	764
1941-52 selected dates by investor classes.....	79
1943-52 changes in ownership.....	754
1952, June 30.....	79
1952 changes in types.....	83
1952 transactions.....	83
Decrease 1952.....	79
Nonguaranteed securities of Federal instrumentalities June 30, 1937-52, by investor classes.....	765
State and local government securities, 1937-52, June 30, by investor classes.....	765
North Atlantic Treaty Organization:	
Appropriation.....	386
Conferences.....	93
Summary.....	470
U. S. participation.....	24
Notes:	
Engraved and printed.....	125
Special notes of U. S. issued to International Bank and Fund:	
Issues and redemptions:	
1951 and 1952 and monthly 1952.....	584
1952.....	588, 606
Outstanding:	
1947-52, June 30.....	561
1951 and 1952, June 30.....	606
1952, June 30, description.....	578
Limitation, statutory.....	583
Treasury:	
Marketable:	
Holders:	
1951 and 1952, June 30, by investor classes.....	768
1952 changes in holdings by bank and nonbank in- vestors.....	83
Interest:	
Computed charge and rate, June 30, 1939-52.....	642
Computed rate.....	564
Due and payable 1949-52.....	644
Issues and redemptions:	
1951 and 1952 and monthly 1952.....	584, 586, 588
1952.....	67, 68, 70, 593, 600, 607-622
Outstanding:	
1942-52, June 30.....	560
1951 and 1952, June 30.....	69, 593, 600
1952, June 30.....	564, 567, 577
Description.....	567
Limitation, statutory.....	583
Prices and yields June 30, 1951 and 1952.....	648
Savings:	
Fiscal device.....	72
Holders:	
1951 and 1952, June 30, by investor classes.....	768
1952 changes in holdings by bank and nonbank in- vestors.....	83
Interest:	
Computed charge and rate, June 30, 1942-52.....	642
Computed rate.....	564
Due and payable 1949-52.....	644
Yields readjusted.....	200
Issues and redemptions:	
1942-52.....	640
1951 and 1952 and monthly 1952.....	584, 588
1952.....	67, 68, 77, 595, 601, 608-622

Notes—Continued

Treasury—Continued
Savings—Continued

	Page
Outstanding:	
1942-52, June 30.....	560
1951 and 1952, June 30.....	73, 595, 601
1952, June 30.....	564, 570, 577
Description.....	570
Limitation, statutory.....	583
Redemptions applied in payment of taxes 1951 and 1952 and monthly 1952.....	588
Victory by series, redemptions 1952 and outstanding.....	598

O

Occupied areas, government and relief in.....	61, 421, 528, 546
Oil transportation by pipeline tax.....	771
Oils, lubricating, tax.....	552, 770
Old demand notes.....	578, 606
Overtime, leave, and holiday compensation.....	526

P

Pacific and Asia, aid to.....	520, 522
Pakistan, aid to.....	369, 412
Panama Canal Company:	
Authorized to borrow from fund in Treasury.....	671
Capital stock owned by U. S., transferred to surplus.....	699
Investments 1942-52.....	651
Panama Canal receipts and expenditures.....	514, 528
Paper currency:	
Deposits for retirement of national bank and Federal Reserve Bank notes.....	561, 583
Destroyed under supervision of Destruction Committee.....	146
Engraved, printed, and delivered.....	125
Identification service for mutilated currency.....	148
In circulation, Federal Reserve Banks, and Treasury, and stock.....	707,
709, 710	
Issued, redeemed, and outstanding.....	149, 710
Paraguay, aid to.....	369, 411
Payroll plan for U. S. savings bonds.....	144, 191
Payroll taxes. (See Social security program, Receipts.)	
Permits, privileges, and licenses, receipts from fees 1952 and estimates 1953 and 1954.....	771
Peru, aid to.....	346, 369, 411
Pershing Hall Memorial fund:	
Investments.....	651, 665
Statement of receipts, expenditures, and assets.....	665
Persons and property transportation taxes.....	553, 771
Persons and vehicles entering U. S.....	103, 722
Philippine Islands:	
Account in U. S. Treasury for payment of bonds.....	138, 542, 651, 756
Agreement with U. S. on funding peso obligation.....	225
Aid to.....	398
Bonds called for redemption.....	138
Maturity of obligations extended.....	402
Securities, payments by Treasurer of U. S., as agent.....	152
Tax on foreign exchange.....	354
Philippine War Damage Commission expenditures.....	534
Photographic apparatus taxes.....	51, 771
Pistols and revolvers tax.....	771
Playing cards tax.....	770
Point IV Program of President (underdeveloped areas).....	229, 334
Post Office, Department of:	
Deficiency:	
1944-52.....	547
1951 and 1952 and average 1947-50.....	61
1951 and 1952 and monthly 1952.....	530
Expenditures:	
Contributing to deficiencies in postal revenues.....	498, 556
Excluding deficiencies and expenditures from postal revenues 1951 and 1952 and monthly 1952.....	534

Post Office, Department of—Continued

Grants from Treasury to cover postal deficiency:	Page
1911-52	556
1952 and estimates 1953 and 1954	62, 773
Postal revenues, expenditures, surplus or deficit, and surplus revenue paid into Treasury 1911-52	556
Postage stamp dies engraved	124
Postal Savings System:	
Funds due depositors and security for	152, 563, 582
Investments made by Treasury 1942-52	650
Treasury notes issued to:	
Interest, computed rate	564
Issues and redemptions:	
1951 and 1952 and monthly 1952	587, 590
1952	597
Outstanding:	
1942-52, June 30	561
1951 and 1952, June 30	597
1952, June 30	564, 576
Description	576
Postal Service. (See Post Office Department.)	
Practice, Committee on:	
Administrative report	172-174
Enrollment for practice before Treasury Department, renewed cards	173
Prefabricated housing loans program	133, 671, 673, 674, 676, 700, 705
President:	
Advisory Committee on Management Improvement	242
Commission on Internal Security and Individual Rights	481
Committee for Financing Foreign Trade	343
Funds appropriated to	62, 518, 528, 773
Tax recommendations	15, 16, 18, 19
Prices and yields of public debt issues. (See Public debt.)	
Private investments in foreign countries guaranteed as to convertibility of foreign currency into dollars. (See Foreign assistance by U. S., Guaranty of private investments.)	
Production credit corporations:	
Balance sheet	682
Capital stock owned by U. S.	135, 683, 699
Income and expense	688
Investments:	
1942-52	651
1951 and 1952	542
Source and application of funds	694
Property, Government, receipts from sales 1952 and estimates 1953 and 1954	772
Public debt (see also Circulars; Federal securities; specific classes):	
Cash borrowing or repayment of borrowing, derivation	752
Changes in	45, 64, 65, 142, 507, 592, 624
Description, amounts issued, retired, and outstanding	566
Estimated changes 1953 and 1954	775
Interest:	
Charge, increase in 1952	78
Computed charge and rate, June 30, 1916-52	641
Computed charge and rate by security classes, June 30, 1939-52	642
Computed rate by security classes 1952	564
Expenditures:	
1789-1952	509
1934-52 by tax status	645
1944-52	547
1951 and 1952 and average 1947-50	60
1951 and 1952 and monthly 1952, public and special issues	532
1952	60, 78
1952 and estimates 1953 and 1954	62, 773
Due and payable by security classes 1949-52	644

Public debt—Continued

Investments of Government agencies in securities:	Page
1942-52.....	650
1944-52.....	549
1951 and 1952.....	542
1952.....	63
Issues and redemptions (receipts and expenditures):	
1951 and 1952 and monthly 1952 by security issues.....	584, 586
1952 by security issues.....	67, 68, 592, 607-622
1952, June 30, cumulative by issues.....	566
Management:	
1946, June-1952, December.....	2, 3, 6-13
1951, Mar. 4-1952, Dec. 31.....	199
Objectives:	
Countering pronounced inflationary or deflationary pressures.....	320
Investors' needs, securities to meet.....	9, 320
Maintaining a sound market for Government securities.....	320
Maintaining confidence in credit of U. S.....	5-7
Over-all.....	319-323
Statement by the Secretary of the Treasury before the Subcommittee on General Credit Control and Debt Management of the Joint Committee on the Economic Report, March 10, 1952.....	319-323
Management and credit policy.....	12, 199, 320, 322
Marketable securities:	
Increase 1952.....	65, 83
Maturity distribution, June 30, 1942-52.....	563
Outstanding June 30, 1951 and 1952.....	65, 69
Matured debt, transferred to, by issues 1952.....	592
Nonmarketable securities.....	65, 73, 200
Offerings by issues.....	255-314
Operations, 1952.....	66-78, 584, 592, 607-622
Operations and ownership of Federal securities.....	64-84
Outstanding:	
1790, Dec. 31-1852, June 30, gross.....	557
1853-1952, June 30, interest-bearing, matured, noninterest-bearing, and gross.....	557
1915-52, June 30.....	624
1916-52, June 30, interest-bearing.....	641
1932-52, June 30, and monthly 1952.....	507
1934-52, June 30, gross.....	559
1942-52, June 30, by security classes.....	560
1943-52, increase or decrease.....	752
1946-52, chart.....	66
1946 and 1952, June 30.....	7
1951 and 1952, June 30.....	65
1951 and 1952, June 30, by issues.....	592
1951 and 1952, June 30, by security classes.....	69
1952, June 30.....	45
1952, June 30, by issues.....	566
1952, June 30, by security classes.....	564
Limitation, statutory.....	78, 583
Ownership of securities by investor classes.....	768
Per capita gross debt.....	557
Prices and yields, public marketable securities:	
1930-52 monthly and annual average yield of long-term Treasury bonds.....	646
1951 and 1952, June 30, by issues.....	647
1952 prices and rates of Treasury bills.....	266
Registered individual accounts for other than savings bonds.....	145
Securities and interest coupons examined 1951 and 1952.....	151

Public debt—Continued

Sinking fund:	Page
Appropriations, available funds, and debt retired	626
Credits and debt retirement	78
Retirements from	625, 626
Special issues to Government investment accounts:	
Increase 1952	65
Interest:	
Computed charge and rate, June 30, 1939-52	642
Computed rate by funds, etc.	564
Due and payable 1949-52	644
Paid 1934-52	645
Issues and redemptions:	
1951 and 1952 and monthly 1952 by funds, etc.	586, 590
1952	78, 597
Outstanding:	
1942-52, June 30, by funds, etc.	560
1951 and 1952, June 30	65, 78, 597, 768
1952 change	83
1952, June 30, by funds, etc.	564, 574
Description by funds, etc.	574
Limitation, statutory	583
Statutory retirements 1918-52	624, 625
Tax-exempt and taxable issues, terms	566
Public Debt accounts basis of data	501
Public debt and guaranteed obligations. (See Federal securities.)	
Public Debt, Bureau of:	
Administrative report	140-146
Distinctive and nondistinctive paper, functions relating to	480
Function of Division of Savings Bonds transferred to U. S. Savings Bonds Division	481
Management improvement program	140,
	237, 238, 240, 242, 244, 247, 251
Public debt operations and ownership of Federal securities	64-84
Public Health Service:	
Expenditures	530
Federal aid to States	728, 730, 735, 740
Public Health Service gift funds, investments	651, 665
Public Housing Administration:	
Balance sheet	682, 684
Borrowing power	671
Capital stock owned by U. S.	683, 699
Expenditures 1951 and 1952 and monthly 1952	530
Income and expense	688, 690
Interest paid to Treasury	705
Investments made by Treasury 1942-48	651
Obligations:	
Held by Treasury:	
1942-52, June 30	673
1951 and 1952, June 30	676
1952, June 30	671, 674, 700
Description	674
Transactions	676, 700
Held outside Treasury, 1942 and 1943, June 30	562
Securities received for loans, owned by U. S.	701
Source and application of funds	694, 696
Public Works Administration	625
Public works, expenditures	61, 547
Puerto Rico:	
Bonds engraved, printed, and delivered	125
Securities, payments by Treasurer of U. S. as agent	152
Puerto Rico Reconstruction Administration	701

R

Page

Radios, phonographs, television sets, etc., taxes.....	51, 552, 770
Railroad retirement account:	
Investments.....	542, 549, 650, 666
Receipts and expenditures:	
1944-52.....	548
1952 and cumulative.....	666
1951 and 1952 and monthly 1952.....	532, 536, 538
1952 and estimates 1953 and 1954.....	774
Statement.....	666
Treasury notes issued to:	
Interest, computed rate.....	564
Issues and redemptions:	
1951 and 1952 and monthly 1952.....	586, 590
1952.....	597
Outstanding:	
1942-52, June 30.....	561
1951 and 1952, June 30.....	597
1952, June 30.....	564, 576
Description.....	576
Railroad Retirement Board expenditures:	
1951 and 1952 and monthly 1952.....	532
1952 and estimates 1953 and 1954.....	62, 773
Railroad Retirement Tax Act. (See Social security program, Receipts.)	
Railroad unemployment insurance account, receipts and expenditures,	
1951 and 1952 and monthly 1952.....	536, 538
Railroad Unemployment Insurance Act. (See Social security program.)	
Railroads:	
Employment taxes. (See Social security program, Receipts.)	
Securities owned by U. S.:	
1952, June 30.....	701, 704
Interest and dividends paid to Treasury.....	136, 704
Liquidation.....	136
Real estate, federally owned, payments to State and local governments...	21
Receipts (see also Internal revenue, Collections; Social security program;	
Taxation; specific taxes):	
1789-1952.....	508
Appropriations to Federal old-age and survivors insurance trust fund.	
(See Federal old-age and survivors insurance trust fund.)	
Budget:	
1932-52 and monthly 1952.....	506
1943-52 derivation of cash.....	750
1944-52 by major classifications.....	546
1945-52, chart.....	46
1951 and 1952.....	45, 47, 515
1952.....	47, 64, 770
Average, 1947-50.....	47
Details 1951 and 1952 and monthly 1952, as in daily Treasury	
statement.....	514
Estimates 1953 and 1954.....	52-59, 770
Net budget, explanation of term.....	47, 52
Percentage distribution by sources.....	53
Refunds and capital transfers deducted.....	512
Seasonal distribution 1951 and 1952.....	46, 47
Summary for 1952.....	47-52
Covering of into Treasury, regulations simplifying.....	36
Surplus or deficit. (See Surplus or deficit, U. S. Government.)	
Trust account and other transactions. (See Trust account and other	
transactions.)	
Receipts, expenditures, and balance in general fund 1951 and 1952.....	147
Reciprocal aid agreements, collections.....	137
Reconstruction Finance Corporation:	
Affiliate assets held for U. S. Treasury.....	701
Balance sheet.....	682
Borrowing power.....	671
Capital stock owned by U. S.....	683, 699
Dividends paid to Treasury.....	135, 705

Reconstruction Finance Corporation—Continued

	Page
Expenditures:	
1944-47 national defense activities.....	546
1944-52.....	547
1951 and 1952 and monthly 1952.....	518, 532
1952 and estimates 1953 and 1954.....	62, 773
Income and expense.....	688
Investments 1942-52.....	651
National defense, war, and reconversion cost recoveries.....	135, 698
Obligations:	
Held by Treasury:	
1942-52, June 30.....	673
1951 and 1952, June 30.....	676
1952, June 30.....	671, 675, 700
Cancellations.....	698
Description.....	675
Transactions.....	676, 700
Held outside Treasury:	
1942-44, June 30.....	562
1952, June 30, matured.....	580
Railroad securities held.....	704
Source and application of funds.....	694
RFC Mortgage Co. investments 1943-46.....	651
Recoveries and refunds, receipts 1952 and estimates 1953 and 1954.....	772
Refrigerators, air conditioners, etc., taxes.....	51, 552, 770
Refunds:	
Deducted from budget receipts and expenditures:	
1931-48.....	512
1951 and 1952.....	514
1951 and 1952 and average 1947-50.....	47
1952 and estimates 1953 and 1954.....	54, 56, 59, 772
Interest paid on 1951 and 1952 and monthly 1952.....	532
Taxes and duties:	
1944-52.....	546
1951 and 1952.....	52
Customs refunds.....	555
Internal revenue taxes and interest.....	156
Regional Agricultural Credit Corporation, investments 1944-46.....	651
Relief to people in war devastated countries.....	526
Renegotiation of war contracts.....	514, 546
Rent receipts 1952 and estimates 1953 and 1954.....	772
Reorganization Plan No. 26 of 1950.....	246
Reorganization Plan No. 1 of 1952.....	29, 157, 210, 249
Retailers' excise tax collections:	
1942-52 by sources.....	553
1951 and 1952.....	49, 153
1952 and estimates 1953 and 1954.....	55, 58, 771
Retirement funds, Federal employees' (see also Alaska Railroad retirement fund; Canal Zone retirement fund; Civil service retirement fund; Foreign service retirement fund):	
Investments:	
1942-52.....	650
1944-52.....	549
1951 and 1952 and monthly 1952.....	542
Receipts and expenditures:	
1944-52.....	548
1951 and 1952.....	526, 536, 538
1952 and estimates 1953 and 1954.....	774
Revenue Act of 1950.....	16-18, 46, 49
Revenue Act of 1951.....	16, 18, 49, 54, 55, 58
Revolving and management funds, explanation.....	504
River and harbor work and flood control.....	528
Royalties, receipts 1952 and estimates 1953 and 1954.....	772
Rural Electrification Administration:	
Balance sheet.....	684
Borrowing power.....	671
Expenditures 1951 and 1952 and monthly 1952.....	518

Rural Electrification Administration—Continued	Page
Income and expense	690
Interest paid to Treasury	705
Obligations held by Treasury:	
1948-52, June 30	673
1951 and 1952, June 30	677
1952, June 30	671, 675, 700
Description	675
Transactions	677, 700
Securities for loans, owned by U. S.	701
Source and application of funds	696
S	
Safe deposit box tax	771
Secretaries, Under Secretaries, and Assistant Secretaries of Treasury	xi, xii
Secretary of Agriculture, obligations held by Treasury:	
1950-52, June 30	673
1951 and 1952, June 30	677
1952, June 30	675, 700
Borrowing power	671
Secretary of the Army:	
Borrowing power	671
Obligations held by Treasury:	
Outstanding	673, 677
Repayment	700
Securities held for, by Treasurer of U. S.	152
Secretary of Defense, Office of, expenditures	522
Secretary of the Interior:	
Interest paid to Treasury	705
Obligations held by Treasury:	
1951 and 1952, June 30	673, 677
1952, June 30	671, 675, 700
Secretary of the Treasury:	
Announcement, July 26, 1951, execution of new stabilization agree- ment with Mexico	454
Duties and responsibilities	6
Foreword, report to the taxpayers on improvements and reorganization of the Bureau of Internal Revenue since June 1946	200
Securities held for, by Treasurer of U. S.	152
Staff	xii
Statements:	
Sept. 7, 1951, following meetings with the Chancellor of the Exchequer of the United Kingdom	454
Sept. 20, 1951, at conclusion of Seventh Session of North Atlantic Treaty Council in Ottawa	454
Sept. 21, 1951, before the Army War College Class	462
Sept. 27, 1951, before the National Association of Supervisors of State Banks	466
Nov. 28, 1951, at conclusion of Eighth Session of North Atlantic Council in Rome	455
Feb. 25, 1952, at conclusion of Ninth Session of the North Atlantic Council in Lisbon	455
March 10, 1952, before the Subcommittee on General Credit Control and Debt Management of the Joint Committee on the Economic Report	319
April 4, 1952, at ceremonies marking third anniversary of North Atlantic Treaty signing	456
May 3, 1952, before correspondents of the First National Exchange Bank, Roanoke, Va.	469
June 13, 1952, before Tennessee State Exchange Clubs	472
August 20, 1952, before a conference of New Jersey employers	476
Sept. 4, 1952, on presentation of Annual Report of the Interna- tional Monetary Fund	457
Securities (see also Federal securities; Public debt):	
Custody of Treasurer of U. S., amounts	152
Governmental, ownership of	764

Securities (*see also* Federal securities; Public debt)—ContinuedGuaranteed by U. S. (*See* Corporations and certain other business-type activities of U. S. Government, Obligations.)Not guaranteed by U. S. (*See* Corporations and certain other business-type activities of U. S. Government, Obligations.)

	Page
Owned by U. S.:	
1952, June 30.....	86, 699
Foreign government obligations, World War I.....	86, 152, 760
Railroad.....	704
Receipts from.....	514
Received for tax liabilities.....	701
Summary for 1952.....	86

Seigniorage. (*See* Silver.)

Selective Service System expenditures..... 534

Servicemen's Readjustment Act expenditures..... 532

Silver (*see also* Money):

Acquisitions, electrolytically refined, and production..... 165

Assets and liabilities of Treasury..... 147, 649

Bullion:

Stock..... 148, 165, 706, 709

Tax on sales and transfers..... 770

Certificates:

Engraved, printed, and delivered..... 125

In circulation, Federal Reserve Banks, and Treasury, and stock..... 649,

706, 710, 711

Issued and redeemed..... 711

Coin shipments from mints 1951 and 1952..... 148

Lend-leased to foreign governments..... 137

Monetized..... 147

Seigniorage, mint receipts 1951 and 1952 and monthly 1952..... 514

Sinking fund, cumulative:

Credits and total available:

1921-52..... 626

1952..... 78, 626

Statutory debt retirements from..... 625, 626

Slum clearance program..... 133, 530, 671, 673, 674, 676, 700, 705

Smaller War Plants Corporation, capital stock owned by U. S. 136, 699

Snuff tax..... 770

Social Security Act. (*See* Social security program.)

Social security program:

Employment taxes. (*See* Receipts, taxes and contributions, below.)

Expenditures:

Administrative..... 528

Total..... 61, 547

Railroad Unemployment Insurance Act:

Credits..... 669

Receipts and expenditures..... 667

Receipts, taxes and contributions (employment taxes):

1951 and 1952 and average 1947-50..... 47

1952 and estimates 1953 and 1954..... 54, 56, 57

By acts:

1944-52..... 546

1951 and 1952..... 51, 514

1952 and estimates 1953 and 1954..... 59, 771

Changes in rates, coverage, and collection method..... 20, 51, 249

Percentage of total budget receipts..... 53

Social Security Act:

Amendments of 1950..... 20

Grants to States..... 528, 728

Payments by States and programs..... 737

Southern Rhodesia, aid to..... 411

Spain, aid to..... 347, 386, 398, 400

Special accounts, explanation of..... 504

Sporting goods tax..... 771

Stabilization fund..... 350, 454, 650, 757

Stamp taxes..... 49, 55, 58, 153, 551, 770

Stamps engraved, printed, and delivered..... 125

Stamps, U. S. savings:	
Issues and redemptions:	Page
1951 and 1952 and monthly 1952.....	584, 588
1952.....	606
Outstanding:	
1943-52, June 30.....	561
1951 and 1952, June 30.....	606
1952, June 30.....	578
Limitation, statutory.....	583
State, Department of, expenditures:	
1951 and 1952 and monthly 1952.....	519-526, 532
1952 and estimates 1953 and 1954.....	62, 773
State, local, and territorial governments:	
Federal aid to, expenditures by agencies:	
1930, 1940, 1950, 1952, by appropriation titles.....	726
1952 by States and programs.....	732
Governmental security holdings:	
Federal securities:	
1937-52, June 30.....	764
1939-52, June 30.....	766
1941-52 selected dates.....	79
1952, June 30.....	82
State, local, and territorial government securities, June 30:	
1937-52.....	765
1939-52.....	766
Securities held by various classes of investors June 30:	
1937-52.....	765
1939-52.....	766
State unemployment agencies, receipts and expenditures.....	667
Stock transfers tax.....	551, 770
Strategic and critical materials.....	60, 135, 344, 347, 397, 399, 530, 546
Subsidiary silver coin:	
Coinage.....	166
In circulation, Federal Reserve Banks, and Treasury, and stock.....	706, 709, 710
Subversive Activities Control Board, expenditures.....	528
Sugar tax.....	554, 771
Surety bond operations.....	130
Surplus or deficit, U. S. Government:	
1789-1952.....	509
1916-52.....	624
Budget:	
1932-52 and monthly 1952.....	506
1943-52.....	754
1944-52.....	547
1945-52, chart.....	46
1946-51.....	463
1946-52, cumulative.....	7
1946-52, cumulative and estimated 1953.....	14
1947-52.....	8
1951 and 1952.....	45
1951 and 1952 and monthly 1952.....	534
1952 and estimates 1953 and 1954.....	773, 775
Surplus property disposal:	
Expenditures:	
1946-52.....	546
1951 and 1952 and monthly 1952.....	524
Obligations on account of sales, held for Secretary of Treasury by Treasurer of U. S.....	152
Receipts from:	
1945-52.....	546
1951 and 1952 and monthly 1952.....	397, 514
Sweden, currency par value.....	404

T

Tax Advisory Staff of the Secretary, administrative report.....	174-175
Tax and loan accounts, Treasury.....	64, 72, 129, 649
Tax evasion convictions.....	155, 156, 202
Tax Legislative Counsel.....	164

Taxation (<i>see also</i> Internal revenue, Collections; specific taxes):	Page
Excess Profits Tax Act of 1950.....	16, 18, 49
Federal-State-local tax coordination.....	20, 245
International tax relations.....	21
Legislation enacted by Eighty-second Congress.....	323-327
Policies and legislation, June 1946-December 1952.....	13-22
President's recommendations.....	15, 16, 18, 19
Revenue Act of 1950.....	16-18, 46, 49
Revenue Act of 1951.....	16, 18, 49, 54, 55, 58
Tax-exempt and taxable Government issues, terms of.....	566
Tax returns received, examined, and investigated.....	153, 202
Technical assistance programs. (<i>See</i> Foreign Assistance by U. S., Economic and Technical Assistance, International Bank for Reconstruction and Development; International Monetary Fund; Point IV Program of President.)	
Technical Staff, Office of, administrative report.....	175-176
Telephone, local service, tax.....	771
Telephone, telegraph, cable, and radio facilities, etc., tax.....	553, 771
Television tax. (<i>See</i> Radios, phonographs, television sets, etc.)	
Tennessee Valley Authority:	
Balance sheet.....	682
Borrowing power.....	671
Expenditures:	
1951 and 1952 and monthly 1952.....	532
1952 and estimates 1953 and 1954.....	62, 773
Income and expense.....	688
Interest and receipts from power operations paid to Treasury.....	705
Obligations:	
Held by Reconstruction Finance Corporation June 30, 1942-46.....	563
Held by Treasury:	
1942-52, June 30.....	673
1951 and 1952, June 30.....	677
1952, June 30.....	671, 675, 700
Description.....	675
Transactions.....	677, 700
Source and application of funds.....	694
Thailand:	
Aid to.....	369
Exchange system.....	353
Thrift and Treasury savings stamps.....	578, 606
Tobacco taxes.....	49, 50, 55, 58, 153, 551, 770
Toilet preparations tax.....	552, 553, 771
Trade Agreements Extension Act of 1951.....	108
Transportation, persons and property, taxes.....	553, 771
Treasurer of U. S.:	
Administrative report.....	146-152
Management improvement program.....	146, 238, 244, 247, 251
Treasury assets and liabilities.....	649
Treasury, Department of:	
Activities, June 25, 1946-December 31, 1952, summary.....	1-42, 199-254
Administrative and staff officers.....	xii
Automobiles, official, authority to store and use.....	487
Buildings Surveys, Division of, established.....	478
Bureau and office heads authorized to designate employees to certify vouchers.....	480
Claims, authority to settle delegated.....	482
Dividends, interest, etc., received from Government corporations.....	705
Expenditures:	
1951.....	525
1951 and 1952 and monthly 1952, details.....	532
1952 and estimates 1953 and 1954.....	62, 773
Payments to individuals, etc., within States, 1930 by appropriation titles.....	730
Fair Employment Officer designated.....	479
Imprest funds.....	487
International finance, role.....	4, 218
Loyalty Board members designated.....	478

Treasury, Department of—Continued	Page
Management improvement programs. (<i>See</i> Management improvement program.)	
Military reserves, policy	488
Office of the Technical Assistant to the Secretary, Enforcement, established	483
Orders	478
Organization and procedure	478
Organization chart	xvi
Regulations	488-497
Retirement applications, delegation of authority to recommend approval	479
Securities acquired by	701
Supervision of bureaus, assignments	483
Working operations, improvements, and changes, June 1946—Dec. 1952	236-254
Treasury notes of 1890	706, 710, 711
Treasury (war) savings securities (matured)	577, 606
Trust account and other transactions (<i>see also</i> Cash income, outgo, and balance; Government investment accounts; Public debt, special issues; specific funds):	
Investments of Government agencies in public debt securities, net:	
1944-52	549
1951 and 1952 and monthly 1952, details as in daily Treasury statement	542
1952	63
Major classifications 1944-52	548
Net of, excess of receipts or expenditures:	
1932-52 and monthly 1952	506
1944-52	549
1951 and 1952	45
1952 and estimates for 1953 and 1954	774, 775
Redemptions and sales of obligations of Government agencies in the market, net:	
1944-52	549
1951 and 1952 and monthly 1952, details as in daily Treasury statement	544
1952	63
Summary for 1952	63
Trust accounts, etc.:	
Expenditures (except net investments):	
1944-52	548
1951 and 1952 and monthly 1952, details as in daily Treasury statement	538-541
Explanation	504
Receipts:	
1944-52	548
1951 and 1952 and monthly 1952, details as in daily Treasury statement	536-539
1952 and estimates for 1953 and 1954	774
Receipts, or expenditures, net:	
1944-52	548
1951 and 1952 and monthly 1952	540
1952	63
Turkey, aid to	369
Turkey, Greece, and Iran, aid to	386
Turkish-Greek assistance	228, 524, 546

U

Under Secretary of the Treasury	xi, xii, xvi
Underdeveloped areas. (<i>See</i> Foreign assistance by U. S., Point IV Program of President.)	
Unemployment insurance taxes and contributions	514, 546
Unemployment trust fund:	
Amounts credited to accounts of State agencies and to railroad unemployment insurance account	668

Unemployment trust fund—Continued

	Page
Certificates of indebtedness issued to:	
Interest, computed rate.....	564
Issues and redemptions:	
1951 and 1952 and monthly 1952.....	586, 590
1952.....	597
Outstanding:	
1942-52, June 30.....	561
1951 and 1952, June 30.....	597, 668
1952, June 30.....	564, 577
Description.....	577
Deposits by States.....	536
Investments.....	542, 549, 650, 668
Receipts and expenditures:	
1944-52.....	548
1951 and 1952 and monthly 1952.....	536, 538
1952 and cumulative.....	667
1952 and estimates 1953 and 1954.....	774
Statement.....	667
Union of South Africa, aid to.....	346, 369
United Kingdom. (<i>See</i> Anglo-American Financial Agreement.)	
United Nations:	
Fiscal Commission.....	22
Loan by U. S. for headquarters.....	532
Palestine Refugee Act of 1950.....	386
Relief and rehabilitation expenditures.....	226, 526, 546
Technical Assistance Board.....	369
U. S. Army and Air Force Motion Picture Service, investments made by	
Treasury 1942-52.....	651
U. S. Coast Guard:	
Accounting improvements.....	39
Administrative report.....	176-192
Authority to settle claims.....	482
Expenditures 1951 and 1952 and monthly 1952.....	532
Funds available and total obligations.....	190
Law enforcement activities.....	177
Management improvement program.....	31-34, 188, 240, 241, 245, 248, 251
U. S. Commercial Company.....	699
U. S. Housing Authority.....	729
U. S. Maritime Commission (<i>see also</i> Maritime Administration), expenditures 1944-49.....	546
U. S. Naval Academy general gift fund:	
Investments.....	651, 670
Statement of receipts, expenditures, and assets.....	670
U. S. notes:	
Engraved, printed, and delivered.....	125
In circulation, Federal Reserve Banks, and Treasury, and stock.....	649, 706, 709, 710
Issued and redeemed.....	711
Public debt item (U. S. notes less gold reserve):	
Limitation, statutory, not subject to.....	583
Outstanding June 30:	
1942-52.....	561
1951 and 1952.....	606
U. S. savings bonds. (<i>See</i> Bonds, U. S. Government.)	
U. S. Savings Bonds Division:	
Administrative report.....	190-192
Functions transferred to, from Bureau of the Public Debt.....	481
Management improvement program.....	192, 249, 251
Objectives.....	190
Reorganization.....	192
U. S. Secret Service:	
Administrative report.....	192-196
Arrests and cases disposed of.....	196
Law enforcement activities.....	194
Management improvement program.....	193, 238, 245, 251
Protective and security activities.....	194
White House police force holiday pay.....	481

	Page
U. S. Spruce Production Corporation, investments 1942-46.....	651
Uruguay, aid to.....	369

V

Vehicles and persons entering U. S.	103, 722
Venezuela, aid to.....	397
Veterans' Administration:	
Borrowing power.....	671
Expenditures:	
1944-52.....	547
1951 and 1952 and average 1947-50.....	60
1951 and 1952 and monthly 1952, details.....	532
1952.....	61
1952 and estimates 1953 and 1954.....	62, 773
Grants to States and local units:	
1930, 1940, 1950, and 1952 by appropriation titles.....	729
1952 by States and programs.....	738
Payments to individuals, etc. within States by:	
Appropriation titles 1950 and 1952.....	731
States and programs, 1952.....	744
General post fund investments.....	543, 650
Interest paid to Treasury.....	705
Obligations held by Treasury.....	671, 673, 675, 677, 700
Securities for loans to veterans, owned by U. S.....	702
Veterans' life insurance funds:	
Investments made by Treasury.....	542, 650
Receipts and expenditures.....	536, 540, 774
Virgin Islands Corporation:	
Borrowing power.....	671
Obligations held by Treasury:	
1948 and 1949, June 30.....	673
1952, June 30.....	702
Voluntary Credit Restraint Program, application to foreign credits.....	350, 360

W

Wagering tax.....	771
War Damage Corporation.....	699
War Department. (See Army, Department of.)	
War devastated countries, relief to.....	526
War housing insurance fund:	
Debentures:	
Engraved, printed, and delivered.....	125
Held outside Treasury:	
1944-52, June 30.....	562
Calls for redemption of Series H.....	315, 318
Description.....	580
Investments made by Treasury 1942-52.....	650
Treasury notes issued to:	
Interest, computed rate.....	564
Issues and redemptions.....	536, 590, 597
Outstanding:	
1947, June 30.....	561
1951 and 1952, June 30.....	561, 597
1952, June 30.....	564, 577
Description.....	577
War loan accounts. (See Tax and loan accounts, Treasury.)	
War Shipping Administration.....	526
Warrants-issued basis of data.....	502
Wines tax.....	50, 551, 770
Workmen's Compensation Act Fund. (See District of Columbia.)	

Y

Yields of Treasury securities. (See Public debt, Prices and yields.)	
Yugoslavia:	
Aid to.....	342, 409, 526
Currency par value.....	404